

A SHARP QUANTITATIVE VERSION OF ALEXANDROV'S THEOREM VIA THE METHOD OF MOVING PLANES

GIULIO CIRAULO, LUIGI VEZZONI

ABSTRACT. We prove the following quantitative version of the celebrated *Soap Bubble Theorem* of Alexandrov. Let S be a C^2 closed embedded hypersurface of \mathbb{R}^{n+1} , $n \geq 1$, and denote by $\text{osc}(H)$ the oscillation of its mean curvature. We prove that there exists a positive ε , depending on n and upper bounds on the area and the C^2 -regularity of S , such that if $\text{osc}(H) \leq \varepsilon$ then there exist two concentric balls B_{r_i} and B_{r_e} such that $S \subset \overline{B_{r_e}} \setminus B_{r_i}$ and $r_e - r_i \leq C \text{osc}(H)$, with C depending only on n and upper bounds on the surface area of S and the C^2 regularity of S . Our approach is based on a quantitative study of the method of moving planes and the quantitative estimate on $r_e - r_i$ we obtain is optimal.

As a consequence of this theorem, we also prove that if $\text{osc}(H)$ is small then S is diffeomorphic to a sphere.

CONTENTS

1. Introduction	1
2. Notation and preliminary results	4
2.1. Classical solutions to mean curvature equation	7
2.2. The symmetry result of Alexandrov	10
2.3. Curvatures of projected surfaces	11
3. Technical Lemmas	15
4. Proof of Theorem 1.1	19
4.1. Step 1. Approximate symmetry in one direction	19
4.2. Steps 2-3. Approximate radial symmetry and conclusion	28
5. Proof of Corollary 1.2	29
References	30

1. INTRODUCTION

The *Soap Bubble Theorem* proved by Alexandrov in [3] has been the object of many investigations. In its simplest form it states that

The n -dimensional sphere is the only compact connected embedded hypersurface of \mathbb{R}^{n+1} with constant mean curvature.

As it is well-known, the embeddedness condition is necessary, as implied by the celebrated counterexamples by Hsiang-Teng-Yu [25] and Wente [45]. There have been several extensions of the rigidity result of Alexandrov to more general settings. Alexandrov proved this Theorem

Date: July 21, 2022.

1991 Mathematics Subject Classification. Primary 35B50, 35B51; Secondary 53C20, 53C21.

Key words and phrases. Alexandrov Soap Bubble Theorem, method of moving planes, stability, mean curvature, pinching.

in a more general setting; in particular, the Euclidean space can be replaced by any space of constant curvature (see also [4] where he discussed several possible generalizations). Montiel and Ros [38] and Korevaar [27] studied the case of hypersurfaces with constant higher order mean curvatures embedded in space forms. Alexandrov Theorem has been studied also for warped product manifolds by Montiel [36], Brendle [9] and Brendle and Eichmair [10]. There are many other related results; the interested reader can refer to [11, 15, 14, 21, 26, 39, 40, 41, 46] and references therein.

To prove the Soap Bubble Theorem, Alexandrov introduced the *method of moving planes*, a very powerful technique which has been the source of many insights in analysis and differential geometry. Serrin understood that the method can be applied to Partial Differential Equations. Indeed, in his seminal paper [42] he obtained a symmetry result for the torsion problem which gave rise to a huge amount of results for overdetermined problems (the interested reader can refer to the references in [17]). In [22] Gidas, Ni and Nirenberg refined Serrin's argument to obtain several symmetry results for positive solutions of second order elliptic equations in bounded and unbounded domains (see also [33] and [34]). The method was further employed by Caffarelli, Gidas and Spruck [12] to prove asymptotic radial symmetry of positive solutions for the conformal scalar curvature equation and others semilinear elliptic equations (see also [31]). The moving planes were also used to obtain several celebrated results in differential geometry: Schoen [44] characterized the catenoid, Meeks [35] and Korevaar, Kusner and Solomon [30] showed that a complete connected properly embedded constant mean curvature surface in the Euclidean space with two annuli ends is rotationally symmetric. There is a large amount of other interesting papers on these topics which are not mentioned here.

Alexandrov's proof in the Euclidean space works as follows: (i) show that for any direction ω there exists a critical hyperplane orthogonal to ω which is of symmetry for the surface S ; (ii) since the center of mass \mathcal{O} of S lies on each hyperplane of symmetry, then every hyperplane passing through \mathcal{O} is of reflection symmetry for S ; (iii) since any rotation about \mathcal{O} can be written as a composition of $n + 1$ reflections, then S is rotationally invariant, which implies that S is the n -dimensional sphere. The crucial step in this proof is (i), which is obtained by applying the method of moving planes and using maximum principle (see Theorem A in Subsection 2.2).

In this paper we study a quantitative version of the Soap Bubble Theorem, that is we assume that the oscillation of the mean curvature $\text{osc}(H)$ is *small* and we prove that S is *close to a sphere*. More precisely, let S be an n -dimensional, C^2 -regular, connected, closed hypersurface embedded in \mathbb{R}^{n+1} , and denote by $|S|$ the area of S . Since S is C^2 regular, then it satisfies a uniform touching sphere condition of (optimal) radius ρ . We orientate S according to the inner normal. Given $p \in S$, we denote by $H(p)$ the mean curvature of S at p , and we let

$$\text{osc}(H) = \max_{p \in S} H(p) - \min_{p \in S} H(p).$$

Our main result is the following theorem.

Theorem 1.1. *Let S be an n -dimensional, C^2 -regular, connected, closed hypersurface embedded in \mathbb{R}^{n+1} . There exist constants $\varepsilon, C > 0$ such that if*

$$(1) \quad \text{osc}(H) \leq \varepsilon,$$

then there are two concentric balls B_{r_i} and B_{r_e} such that

$$(2) \quad S \subset \overline{B_{r_e}} \setminus B_{r_i},$$

and

$$(3) \quad r_e - r_i \leq C \text{osc}(H).$$

The constants ε and C depend only on n and upper bounds on ρ^{-1} and $|S|$.

Under the assumption that S bounds a convex domain, there exist some results in the spirit of Theorem 1.1 which are available in literature. In particular, when the domain is an ovaloid, the problem was studied by Koutroufiotis [29], Lang [32] and Moore [37]. Other stability results can be found in Schneider [44] and Arnold [7]. These results were improved by Kohlmann in [28] where he proved an explicit Hölder type stability in (3). In Theorem 1.1, we do not consider any convexity assumption and we obtain the optimal rate of stability in (3), as can be proven by a simple calculation for ellipsoids.

Theorem 1.1 has a quite interesting consequence which we explain in the following. It is well-known (see for instance [24]) that if every principal curvature κ_i of S is pinched between two positive numbers, i.e.

$$\frac{1}{r} \leq \kappa_i \leq (1 + \delta) \frac{1}{r}, \quad i = 1, \dots, n,$$

then S is close to a sphere of radius r . Following Gromov [24, Remark (c), p.67–68], one can ask what happens when only the mean curvature is pinched. We have the following result.

Corollary 1.2. *Let $\rho_0, A_0 > 0$ and $n \in \mathbb{N}$ be fixed. There exists a positive constant ε , depending on n , ρ_0 and A_0 , such that if S is a connected closed C^2 hypersurface embedded in \mathbb{R}^{n+1} with $|S| \leq A_0$, $\rho \geq \rho_0$, whose mean curvature H satisfies*

$$\text{osc}(H) < \varepsilon,$$

then S is diffeomorphic to a sphere.

Before explaining the argument of the proof of Theorem 1.1, we give a couple of remarks on the bounds on ρ and $|S|$ in Theorem 1.1 and its Corollary 1.2. The upper bound on ρ^{-1} controls the C^2 regularity of the hypersurface, which is a crucial condition for obtaining an estimate like (3). Indeed, if we assume that ρ is not bounded from below, it is possible to construct a family of closed surfaces embedded in \mathbb{R}^3 , not diffeomorphic to a sphere, with $\text{osc}(H)$ arbitrarily small and such that (3) fails (see Remark 5.2 and [16]). The upper bound on $|S|$ is a control on the constants ε and C , which clearly change under dilatations.

We remark that Corollary 1.2 can be obtained by a compactness argument by using the theory of varifolds by Allard [5] and Almgren [6]. Indeed, by Allard's compactness theorem every sequence of closed hypersurfaces satisfying (uniformly) the assumptions of Corollary 1.2 admits a subsequence which, up to translations, converges to a hypersurface which satisfies a touching ball condition and hence is $C^{1,1}$ regular. By standard regularity theory, the hypersurface is smooth and is a sphere by the classical Alexandrov theorem. We think that also the stability estimates in Theorem 1.1 can be obtained by using Allard's regularity theorem.

Our approach, instead, is based on a quantitative analysis of the method of moving planes and uses arguments from elliptic PDEs theory. Since the proof of symmetry is based on maximum principle, our proof of the stability result will make use of Harnack's and Carleson's (or boundary Harnack's) inequalities and the Hopf Lemma, which can be considered as the quantitative counterpart of the strong and boundary maximum principles. We emphasize that the stability estimate (3) is optimal and that our proof permits to compute the constants explicitly.

A quantitative study of the method of moving planes was first performed in [1], where the authors obtained a stability result for Serrin's overdetermined problem [42], and it has been used in a series of paper by the first author [18, 19, 20] for studying the stability of radial symmetry for Serrin's and other overdetermined problems. In this paper, we follow the same approach of [1], but the setting here is complicated by the fact that we have to deal with manifolds. As we will show, the main goal is to prove an approximate symmetry result for one (arbitrary)

direction. After that, the approximate radial symmetry is well-established and follows by an argument in [1]. To prove the approximate symmetry in one direction, we apply the method of moving planes and show that the union of the maximal cap and of its reflection provides a set that *fits well* S . This is the main point of our paper and is achieved by developing the following argument. Assume that the surface and the reflected cap are tangent at some point p_0 which is an interior point of the reflected cap, and write the two surfaces as graphs of function in a neighborhood of p_0 . The difference w of these two functions satisfies an elliptic equation $Lw = f$, where $\|f\|_\infty$ is bounded by $\text{osc}(H)$. By applying Harnack's inequality and interior regularity estimates, we have a bound on the C^1 norm of w , which says that the two graphs are close in C^1 norm no more than some constant times $\text{osc}(H)$. It is important to observe that this estimate implies that the two surfaces are close to each other and also that the two corresponding Gauss maps are close (in some sense) in that neighborhood of p_0 . Then we connect any point p of the reflected cap to p_0 and we show that such closeness propagates at p . Since we are dealing with a manifold, we have to change local parameterization while we are moving from p_0 to p and we have to prove that the closeness information is preserved. By using careful estimates and making use of interior and boundary Harnack's inequalities, we show that this is possible if we assume that $\text{osc}(H)$ is smaller than some fixed constant.

The paper is organized as follows. In Section 2 we prove some preliminary results about hypersurfaces in \mathbb{R}^{n+1} , we recall some results on classical solutions to mean curvature type equations, and we give a sketch of the proof of the symmetry result of Alexandrov. In Section 3 we prove some technical lemmas which will be used for proving the stability result. In Sections 4 and 5 we prove Theorem 1.1 and Corollary 1.2, respectively.

Acknowledgements. The authors wish to thank Manuel Del Pino, Francesco Maggi, Antonio Ros and Susanna Terracini for their enlightening remarks and useful discussions we had together. The problem faced in the paper was suggested to the first author by Rolando Magnanini, who is also acknowledged for his interest in the work. Moreover, the authors would like to thank also Bang-Yen Chen, Barbara Nelli, Paolo Piccione, Fabio Podestà and Paolo Salani for useful conversations.

The paper was completed while the first author was visiting "The Institute for Computational Engineering and Sciences" (ICES) of The University of Texas at Austin, and he wishes to thank the institute for hospitality and support. The first author has been supported by the NSF-DMS Grant 1361122, the "Gruppo Nazionale per l'Analisi Matematica, la Probabilità e le loro Applicazioni" (GNAMPA) of the Istituto Nazionale di Alta Matematica (INdAM) and the project FIRB 2013 "Geometrical and Qualitative aspects of PDE".

The second author was supported by the project FIRB "Geometria differenziale e teoria geometrica delle funzioni", the project PRIN "Varietà reali e complesse: geometria, topologia e analisi armonica" and by GNSAGA of INdAM.

2. NOTATION AND PRELIMINARY RESULTS

In this section we collect some preliminary results which will be useful in the following. Although some of them are already known, we sketch their proofs for sake of completeness and in order to explain the notation which it will be adopted in the sequel.

Let S be a C^2 regular, connected, closed hypersurface embedded in \mathbb{R}^{n+1} , $n \geq 1$, and let Ω be the relatively compact domain of \mathbb{R}^{n+1} bounded by S . We denote by $T_p S$ the tangent hyperplane to S at p and by ν_p the inward normal vector. Given a point $\xi \in \mathbb{R}^{n+1}$ and an $r > 0$, we denote by $B_r(\xi)$ the ball in \mathbb{R}^{n+1} of radius r centered at ξ . When a ball is centered at the origin O , we simply write B_r instead of $B_r(O)$.

Let $\text{dist}_S: \mathbb{R}^{n+1} \rightarrow \mathbb{R}$ be the distance function from S , i.e.

$$\text{dist}_S(\xi) = \begin{cases} \text{dist}(\xi, S), & \text{if } \xi \in \Omega, \\ -\text{dist}(\xi, S), & \text{if } \xi \in \mathbb{R}^{n+1} \setminus \Omega; \end{cases}$$

it is clear that $S = \{\xi \in \mathbb{R}^{n+1} : \text{dist}_S(\xi) = 0\}$. Moreover, it is well-known (see e.g. [23]) that dist_S is Lipschitz continuous with Lipschitz constant 1 and that it is of class C^2 in an open neighborhood of S . Therefore the *implicit function theorem* implies that, given a point $p \in S$, S can be locally represented as a graph over the tangent hyperplane $T_p S$: there exist an open neighbourhood $\mathcal{U}_r(p)$ of p in S and a C^2 -map $u: B_r \cap T_p S \rightarrow \mathbb{R}$ such that

$$(4) \quad \mathcal{U}_r(p) = \{p + x + u(x)\nu_p : x \in B_r \cap T_p S\}.$$

Moreover, if $q = p + x + u(x)\nu_p$, with $x \in B_r(p) \cap T_p S$, we have

$$(5) \quad \nu_q = \frac{\nu_p - \nabla u(x)}{\sqrt{1 + |\nabla u(x)|^2}},$$

where

$$\nabla u(x) = \sum_{i=1}^N \partial_{e_i} u(x) e_i,$$

and $\{e_1, \dots, e_n\}$ is an arbitrary *orthonormal* basis of $T_p S$. We notice that, according with the definition above, $\nabla u(x)$ is a vector in \mathbb{R}^{n+1} for every x in the domain of u . Moreover $\nu_q \cdot \nu_p > 0$ for every $q \in B_r \cap T_p S$ and, if $|\nabla u|$ is uniformly bounded in $B_r \cap T_p S$, then u can be extended to $B_{r'} \cap T_p S$ with $r' > r$.

Since S is C^2 -regular, then the domain Ω satisfies a uniform touching ball condition and we denote by ρ the optimal radius, that is: for any $p \in S$ there exist two balls of radius ρ centered at $c^- \in \Omega$ and $c^+ \in \mathbb{R}^{n+1} \setminus \bar{\Omega}$ such that $B_\rho(c^-) \subset \Omega$, $B_\rho(c^+) \subset \mathbb{R}^{n+1} \setminus \bar{\Omega}$, and $p \in \partial B_\rho(c^\pm)$. $B_\rho(c^-)$ and $B_\rho(c^+)$ are called, respectively, the *interior* and *exterior* touching balls at p .

In the following Lemma we show that we may assume $r = \rho$ in the definition of (4), and we give some bounds in terms of ρ which will be useful in the sequel.

Lemma 2.1. *Let $p \in S$. There exists a C^2 map $u: B_\rho \cap T_p S \rightarrow \mathbb{R}$ such that*

$$\mathcal{U}_\rho(p) = \{p + x + u(x)\nu_p : x \in B_\rho \cap T_p S\}$$

is a relative open set of S and

$$(6) \quad |u(x)| \leq \rho - \sqrt{\rho^2 - |x|^2},$$

$$(7) \quad |\nabla u(x)| \leq \frac{|x|}{\sqrt{\rho^2 - |x|^2}},$$

for every $x \in B_\rho \cap T_p S$. Moreover

$$(8) \quad \nu_p \cdot \nu_q \geq \frac{1}{\rho} \sqrt{\rho^2 - |x|^2}, \quad \text{and} \quad |\nu_p - \nu_q| \leq \sqrt{2} \frac{|x|}{\rho},$$

for every $q = p + x + u(x)\nu_p$ in $\mathcal{U}_\rho(p)$.

Proof. By the implicit function theorem, there exists $r > 0$, $u: B_r \cap T_p S \rightarrow \mathbb{R}$ and $\mathcal{U}_r(p)$ as in (4). We may assume that $r \leq \rho$. The bound (6) in $B_r \cap T_p S$ easily follows from the definition of interior and exterior touching balls at p . We prove that estimate (7) in $B_r \cap T_p S$, which allows us to enlarge the domain of u up to $B_\rho \cap T_p S$. Let

$$q = p + x + u(x)\nu_p,$$

with $|x| < r$ be an arbitrary point of $\mathcal{U}_r(p)$ (notice that $\nu_p \cdot \nu_q > 0$). Since

$$B_\rho(p + \rho\nu_p) \cap B_\rho(q - \rho\nu_q) = \emptyset,$$

we have that

$$|p + \rho\nu_p - q + \rho\nu_q| \geq 2\rho.$$

Analogously, $B_\rho(p - \rho\nu_p) \cap B_\rho(q + \rho\nu_q) = \emptyset$ gives that

$$|q + \rho\nu_q - p + \rho\nu_p| \geq 2\rho.$$

By adding the squares of the last two inequalities we obtain that

$$|p - q|^2 + 2\rho^2(\nu_p \cdot \nu_q) \geq 2\rho^2,$$

and from (6) we get (8). From (5) and (8) we obtain (7) in $B_r \cap T_p S$. Since $|\nabla u|$ is bounded in $\overline{B_r} \cap T_p S$, then we can extend u in a larger ball where (7) is still satisfied. It is clear that we can choose $r = \rho$ and (6)–(8) hold. \square

Given $p, q \in S$ we denote by $d_S(p, q)$ their intrinsic distance inside S and, if A is an arbitrary subset of S , we define

$$d_S(p, A) = \inf_{q \in A} d_S(p, q).$$

We have the following Lemma.

Lemma 2.2. *Let $p \in S$, $q \in \mathcal{U}_\rho(p)$ and let x be the orthogonal projection of q onto the hyperplane $T_p S$. Then,*

$$(9) \quad |x| \leq d_S(p, q) \leq \rho \arcsin \frac{|x|}{\rho}.$$

Proof. The first inequality is trivial. In order to prove the second inequality we consider the curve $\gamma: [0, 1] \rightarrow S$ joining p with q defined by $\gamma(t) = p + tx + u(tx)\nu_p$, $t \in [0, 1]$. Then

$$\dot{\gamma}(t) = x + (\nabla u(tx) \cdot x)\nu_p;$$

since $x \in T_p S$ and by Cauchy-Schwartz inequality we obtain that

$$|\dot{\gamma}(t)| \leq |x| \sqrt{1 + |\nabla u(tx)|^2}.$$

Therefore inequality (7) in Lemma 2.1 implies

$$|\dot{\gamma}(t)| \leq \frac{\rho|x|}{\sqrt{\rho^2 - t^2|x|^2}}.$$

Since

$$d_S(p, q) \leq \int_0^1 |\dot{\gamma}(t)| dt,$$

then

$$d_S(p, q) \leq |x| \rho \int_0^1 \frac{1}{\sqrt{\rho^2 - t^2|x|^2}} dt$$

which gives (9). \square

Let $p \in S$ and let $u: B_\rho \cap T_p S \rightarrow S$ as in Lemma 2.1. It is well-known (see [23]) that u is a classical solution to

$$(10) \quad \operatorname{div} \left(\frac{\nabla u}{\sqrt{1 + |\nabla u|^2}} \right) = nH, \quad \text{in } B_\rho \cap T_p S,$$

where H is the mean curvature of S regarded as a map on $B_\rho \cap T_p S$. We notice that $\nabla u \in T_p S$ and the divergence is meant in local coordinates on $T_p S$: if $\{e_1, \dots, e_n\}$ is an orthonormal basis of $T_p S$ and $F = \sum_{i=1}^n F_i e_i$, then

$$\operatorname{div} F = \sum_{i=1}^n \frac{\partial F_i}{\partial e_i}.$$

Moreover, (10) is *uniformly elliptic* once u is regarded as a regular map in an open set of \mathbb{R}^n and has bounded gradient, since

$$(11) \quad |\xi|^2 \leq \frac{\partial}{\partial \zeta_j} \left(\frac{\zeta_i}{\sqrt{1 + |\zeta|^2}} \right) \xi_i \xi_j \leq (1 + |\zeta|^2) |\xi|^2.$$

for every $\xi = (\xi_1, \dots, \xi_n)$, $\zeta = (\zeta_1, \dots, \zeta_n)$ in \mathbb{R}^n .

2.1. Classical solutions to mean curvature equation. In this subsection we collect some results about classical solutions to (10) which will be used in the next sections.

Let B_r be the ball of \mathbb{R}^k centered at the origin and having radius r . Given a differentiable map $u : B_r \rightarrow \mathbb{R}$, we denote by Du the gradient of u in \mathbb{R}^k :

$$Du = \left(\frac{\partial u}{\partial x_1}, \dots, \frac{\partial u}{\partial x_k} \right).$$

We remark that this notation differs from the one in the rest of the paper, where we use the ∇ symbol to denote a vector in \mathbb{R}^{n+1} .

Let $H_0, H_1 \in C^0(B_r)$ and u_0 and u_1 be two classical solutions of

$$(12) \quad \operatorname{div} \left(\frac{Du_j}{\sqrt{1 + |Du_j|^2}} \right) = kH_j, \quad \text{in } B_r,$$

$j = 0, 1$. It is well-known that (see [23])

$$w = u_1 - u_0$$

satisfies a linear elliptic equation of the form

$$(13) \quad Lw = k(H_1 - H_0),$$

where

$$(14) \quad Lw = \sum_{i,j=1}^k \frac{\partial}{\partial x_j} \left(a^{ij}(x) \frac{\partial w}{\partial x_i} \right),$$

with

$$a^{ij}(x) = \int_0^1 \frac{\partial}{\partial \zeta_j} \left(\frac{\zeta_i}{\sqrt{1 + |\zeta|^2}} \right) \Big|_{\zeta = Du_t(x)} dt,$$

and

$$u_t(x) = tu_1(x) + (1-t)u_0(x), \quad x \in B_r.$$

From (11), we find that

$$(15) \quad |\xi|^2 \leq a^{ij}(x) \xi_i \xi_j \leq |\xi|^2 \int_0^1 (1 + |Du_t(x)|^2) dt,$$

where we used Einstein summation convention. The following Harnack's type inequality will be one of the crucial tools for proving the stability result.

Lemma 2.3. *Let u_j , $j = 0, 1$, be two classical solutions of (12), with $u_1 - u_0 \geq 0$ in B_r , and assume that*

$$(16) \quad \|Du_j\|_{C^1(B_r)} \leq M, \quad j = 0, 1,$$

for some positive constant M . Then there exists a constant K_1 , depending only on the dimension k and M , such that

$$(17) \quad \|u_1 - u_0\|_{C^1(B_{r/4})} \leq K_1 \left(\inf_{B_{r/2}} (u_1 - u_0) + \|H_1 - H_0\|_{C^0(B_r)} \right).$$

Proof. We have already observed that $w = u_1 - u_0$ satisfies (13) in B_r . From (15) and (16), we find that Lw is uniformly elliptic with continuous bounded coefficients, that is

$$|\xi|^2 \leq a^{ij}(x)\xi_i\xi_j \leq |\xi|^2(1 + M^2),$$

and

$$\left| \frac{\partial}{\partial x_j} a^{ij}(x) \right| \leq M',$$

for some positive M' depending only on M .

From Theorems 8.17 and 8.18 in [23], we obtain the following Harnack's inequality

$$\sup_{B_{r/2}} w \leq C_1 \left(\inf_{B_{r/2}} w + \|H_1 - H_0\|_{C^0(B_r)} \right).$$

Then we use Theorem 8.32 in [23] and obtain that

$$|w|_{C^{1,\alpha}(B_{r/4})} \leq C_2 \left(\|w\|_{C^0(B_{r/2})} + \|H_1 - H_0\|_{C^0(B_{r/2})} \right),$$

where $|\cdot|_{C^{1,\alpha}(B_{r/4})}$ is the $C^{1,\alpha}$ seminorm in $B_{r/4}$, with $\alpha \in (0, 1)$. By combining the last two inequalities, we obtain (17) at once. \square

Another crucial tool for our result is the following boundary Harnack's type inequality (or *Carleson estimate*, see [13]).

Lemma 2.4. *Let E be a domain in \mathbb{R}^k and let T be an open set of ∂E which is of class C^2 . Let $u_j \in C^2(\bar{E})$, $j = 0, 1$, be two solutions of*

$$(18) \quad \operatorname{div} \left(\frac{Du_j}{\sqrt{1 + |Du_j|^2}} \right) = kH_j, \quad \text{in } E,$$

with $j = 0, 1$, satisfying $\|Du_j\|_{C^1(E)} \leq M$ for some positive M . Let $x_0 \in T$ and $r > 0$ be such that $B_r(x_0) \cap \partial E \subset T$, and assume that

$$u_1 - u_0 \geq 0 \quad \text{in } B_r(x_0) \cap E, \quad u_1 - u_0 \equiv 0 \quad \text{on } B_r \cap \partial E.$$

Assume further that e_1 is the interior normal to E at x_0 . Then, there exists a constant $K_2 > 0$ such that

$$(19) \quad \sup_{B_{r/4}(x_0) \cap E} (u_1 - u_0) \leq K_2 \left((u_1 - u_0) \left(x_0 + \frac{r}{2} e_1 \right) + \|H_1 - H_0\|_{C^0(B_r)} \right),$$

where the constant K_2 depends only on the dimension k , M and the C^2 regularity of T .

Proof. The proof is analogous to the one of Lemma 2.3, where we use Theorem 1.3 in [8] and Corollary 8.36 in [23] in place of Theorems 8.17, 8.18 and 8.32 in [23]. \square

We conclude this subsection with a quantitative version of the Hopf Lemma. We start with a statement which is valid for a general second order elliptic operator of the form

$$(20) \quad \mathcal{L}w = \sum_{i,j=1}^k a^{ij} w_{x_i x_j} + \sum_{i=1}^k b^i w_{x_i},$$

satisfying the ellipticity conditions

$$(21) \quad a^{ij} \zeta_i \zeta_j \geq \lambda |\zeta|^2, \quad \text{and} \quad |a^{ij}|, |b^i| \leq \Lambda, \quad i, j = 1, \dots, k,$$

for $\lambda, \Lambda > 0$.

Lemma 2.5. *Let $r > 0$ and $\gamma \geq 0$ be given. Assume that $w \in C^2(B_r) \cap C^0(\overline{B_r})$ fulfills the following conditions*

$$\mathcal{L}w \leq \gamma \quad \text{and} \quad w \geq 0 \quad \text{in } B_r,$$

with \mathcal{L} given by (20).

Then, there exists a positive constant C depending on k, λ, Λ , and upper bound on γ such that for any $x_0 \in \partial B_r$ we have that

$$(22) \quad \sup_{B_{r/2}} w \leq C \left(\frac{w((1-t/r)x_0)}{t} + \gamma \right), \quad \text{for any } 0 < t \leq r/2.$$

Moreover, if $w(x_0) = 0$ then we have that

$$(23) \quad \sup_{B_{r/2}} w \leq C \left(\frac{\partial w(x_0)}{\partial \nu} + \gamma \right),$$

where ν denotes the inward normal to ∂B_r .

Proof. In the annulus $A = B_r \setminus \overline{B_{r/2}}$, we consider the auxiliary function

$$v(x) = \left(\min_{\overline{B_{r/2}}} w \right) \frac{e^{-\alpha|x|^2} - e^{-\alpha r^2}}{e^{-\alpha(r/2)^2} - e^{-\alpha r^2}} + e^{\beta|x|^2} - e^{\beta r^2},$$

where

$$\alpha = \frac{(k + r\sqrt{k})\Lambda}{2\lambda^2}, \quad \beta = \gamma \left[k\lambda - \sqrt{k}\Lambda r + \sqrt{(k\lambda - \sqrt{k}\Lambda r)^2 + \gamma\lambda r^2} \right]^{-1}.$$

Here, the constants α and β are chosen in such a way that v satisfies

$$\mathcal{L}v \geq \gamma.$$

We notice that

$$(24) \quad \frac{v((1-t/r)x_0)}{t} \geq \frac{\alpha r e^{-\alpha r^2}}{e^{-\alpha(r/2)^2} - e^{-\alpha r^2}} \left(\min_{\overline{B_{r/2}}} w \right) - 2\beta r e^{\beta r^2}.$$

Since $v = 0$ on ∂B_r and $v \leq \min_{\partial B_{r/2}} w$ on $\partial B_{r/2}$, we have that the function $w - v$ satisfies the following conditions

$$\begin{cases} \mathcal{L}(w - v) \leq 0, & \text{in } A, \\ w - v \geq 0, & \text{on } \partial A. \end{cases}$$

Hence, by maximum principle we have that $w - v \geq 0$ in \overline{A} , and from (24) we obtain that

$$(25) \quad \min_{\overline{B_{r/2}}} w \leq \frac{e^{3\alpha r^2/4} - 1}{\alpha r} \left(\frac{w((1-t/r)x_0)}{t} + 2\beta r e^{\beta r^2} \right),$$

for $0 < t < r/2$. As in the proof of Lemma 2.3, we use Theorems 8.17 and 8.18 in [23] to get

$$\max_{\overline{B}_{r/2}} w \leq C_1 \left(\min_{\overline{B}_{r/2}} w + \gamma \right),$$

and from (25) we obtain (22) and (23). \square

We will use Lemma 2.5 in the following form.

Lemma 2.6. *Let E , T , u_0 , u_1 , M , and x_0 be as in Lemma 2.4, with*

$$u_1 - u_0 \geq 0 \quad \text{in } E.$$

Assume that there exists $B_r(c) \subset E$ with $x_0 \in \partial B_r(c) \cap T$. Let

$$\ell = \frac{c - x_0}{r}.$$

Then, there exists a constant K_3 such that

$$(26) \quad \|u_1 - u_0\|_{C^1(B_{r/4}(c))} \leq K_3 \left(\frac{(u_1 - u_0)(x_0 + t\ell)}{t} + \|H_1 - H_0\|_{C^0(B_r(c))} \right),$$

for every $t \in (0, r/2)$, and

$$(27) \quad \|u_1 - u_0\|_{C^1(B_{r/4}(c))} \leq K_3 \left(\frac{\partial(u_1 - u_0)}{\partial \ell}(x_0) + \|H_1 - H_0\|_{C^0(B_r(c))} \right),$$

for $t = 0$. The constant K_3 depends only on the dimension k , on M , and ρ , and upper bound on $\|H_1 - H_0\|_{C^0(B_r(c))}$.

Proof. As we have shown in the proof of Lemma 2.3, $w = u_1 - u_0$ satisfies (13), which is uniformly elliptic. Moreover, we notice that, by letting

$$\gamma = \|H_1 - H_0\|_{C^0(B_r(c))},$$

we have that

$$Lw \leq \gamma.$$

Hence, we can apply Lemma 2.5 and, by using Lemma 2.3, we conclude. \square

2.2. The symmetry result of Alexandrov. In order to make the paper self-contained, we give a sketch of the proof of the Soap Bubble Theorem by Alexandrov. This will be the occasion to set up some necessary notation.

Let S be a C^2 regular, connected, closed hypersurface embedded in \mathbb{R}^{n+1} , $n \geq 1$, and let Ω be the relatively compact domain of \mathbb{R}^{n+1} bounded by S . Let $\omega \in \mathbb{R}^{n+1}$ be a unit vector and $\lambda \in \mathbb{R}$ be a parameter. For an arbitrary set A , we define the following objects:

$$(28) \quad \begin{array}{ll} \pi_\lambda = \{\xi \in \mathbb{R}^{n+1} : \xi \cdot \omega = \lambda\} & \text{a hyperplane orthogonal to } \omega, \\ A^\lambda = \{p \in A : p \cdot \omega > \lambda\} & \text{the right-hand cap of } A, \\ \xi^\lambda = \xi - 2(\xi \cdot \omega - \lambda)\omega & \text{the reflection of } \xi \text{ about } \pi_\lambda, \\ A_\lambda = \{p \in \mathbb{R}^{n+1} : p^\lambda \in A^\lambda\} & \text{the reflected cap about } \pi_\lambda, \\ \hat{A}_\lambda = \{p \in A : p \cdot \omega < \lambda\} & \text{the portion of } A \text{ in the left-hand half plane.} \end{array}$$

Set $\mathcal{M} = \max\{p \cdot \omega : p \in S\}$, the extent of S in the direction ω ; if $\lambda < \mathcal{M}$ is close to \mathcal{M} , the reflected cap Ω_λ is contained in Ω . Set

$$(29) \quad m = \inf\{\mu : \Omega_\lambda \subset \Omega \text{ for all } \lambda \in (\mu, \mathcal{M})\}.$$

Then for $\lambda = m$ at least one of the following two cases occurs:

- (i) S_m becomes internally tangent to S at some point $p \in S \setminus \pi_m$;

(ii) π_m is orthogonal to S at some point $p \in S \cap \pi_m$.

Theorem A (Alexandrov Soup Bubble Theorem). *Let S be a C^2 -regular, closed, connected hypersurface embedded in \mathbb{R}^{n+1} . If the mean curvature H of S is constant, then S is a sphere.*

Proof. Let ω be a fixed direction. We apply the method of moving planes in the direction ω and we find a critical position for $\lambda = m$.

If Case (i) occurs, then we locally write S_m and S as graphs of function u_1 and u_0 , respectively, over $B_r \cap T_p S$ (which coincides with $T_p S_m$), where p is the tangency point. It is clear that $w = u_1 - u_0$ is non-negative and, since H is constant, we have that w satisfies

$$Lw = 0, \quad \text{in } B_r \cap T_p S,$$

for some $r > 0$, and where L is given by (14). Since $w(0) = 0$, by the strong maximum principle we obtain that $w \equiv 0$ in $B_r \cap T_p S$, that is S and S_m coincides in an open neighborhood of p .

If Case (ii) occurs, then we locally write S_m and S as graphs of function u_1 and u_0 , respectively, over $T_p S \cap \{x \cdot \omega \leq m\}$. As for case (i), we find that there exists $r > 0$ such that

$$\begin{cases} Lw = 0, & \text{in } B_r \cap T_p S \cap \{x \cdot \omega < m\}, \\ w = 0, & \text{on } B_r \cap T_p S \cap \{x \cdot \omega = m\}. \end{cases}$$

Since $\nabla w(0) = 0$ and from the Hopf Lemma (see for instance [23]) we obtain that $w \equiv 0$ in $B_r \cap T_p S \cap \{x \cdot \omega \leq m\}$.

Hence, in both cases (i) and (ii) we have that the set of tangency points (that is those points for which case (i) or (ii) occur) is open. Since it is also closed and non-empty we must have that $S_m = \hat{S}_m$, that is S is symmetric about the hyperplane π_m . Since ω is arbitrary, we find that S is symmetric in every direction.

Up to a translation, we can assume that the origin O is the center of mass of S . Since O belongs to every axis of symmetry and every rotation can be written as a composition of reflections, we have that S is invariant under rotations, which implies that S is a sphere. \square

2.3. Curvatures of projected surfaces. Before giving the results of this subsection, we need to recall some basic facts about hypersurfaces in \mathbb{R}^{n+1} , in particular about the interplay between the normal and the principal curvatures. Let U be an orientable hypersurface of class C^2 embedded in \mathbb{R}^{n+1} (which in the proof of Theorem 1.1 will be an open set of the surface S). The choice of an orientation on U is equivalent to the choice of a Gauss map $\nu: U \rightarrow \mathbb{S}^n$ (in this general context there is no a canonical orientation). Fixed a point $q \in U$, we denote by $W_q: T_q U \rightarrow T_q U$ the shape operator $W_q = -d\nu_q$. W_q is a symmetric operator and its eigenvalues $\kappa_i(q)$ are the principal curvatures of U at q . We assume that $\kappa_1(q) \leq \kappa_2(q) \leq \dots \leq \kappa_n(q)$. The first and the last principal curvature can be obtained as minimum and maximum of the normal curvature. Here we recall that, given a non-zero vector $v \in T_q U$, its normal curvature $\kappa(q, v)$ is defined as

$$\kappa(q, v) = \frac{1}{|v|^2} W_q(v) \cdot v.$$

$\kappa(q, v)$ can be alternatively written in term of curves as

$$\kappa(q, v) = \frac{1}{|\dot{\alpha}(0)|^2} \nu_{\alpha(0)} \cdot \ddot{\alpha}(0)$$

where $\alpha: I \rightarrow U$ is an arbitrary curve satisfying $\alpha(0) = q$, $\dot{\alpha}(0) = v$.

In order to perform a quantitative study of the moving planes, we need to handle the following situation: given a hypersurface U of class C^2 in \mathbb{R}^{n+1} , we consider its intersection U' with an affine hyperplane π_1 (in the proof of Theorem 4.1 π_1 will be the critical hyperplane in the

direction ω). If π_1 intersects U transversally, $U' = U \cap \pi_1$ is a hypersurface of class C^2 of π_1 and we consider its projection U'' onto another hyperplane π_2 of \mathbb{R}^{n+1} (which will be the tangent hyperplane to the reflected cap at some point which is close to the critical hyperplane). An example in \mathbb{R}^3 is shown in Figure 1. The next two propositions allow us to control the principal curvature of U'' in terms of the principal curvature of U and the normal vectors to ω_1 and ω_2 .




FIGURE 1. In the figure U is the paraboloid $z = x^2 + y^2$, π_1 is the affine plane $z = 2 + 8y$ and π_2 is the plane $z = 0$. In this case U' is the dashed ellipse in π_1 , while U'' is the circle projected in π_2 .

Proposition 2.7. *Let U be an orientable hypersurface of class C^2 embedded in \mathbb{R}^{n+1} with principal curvatures κ_j , $j = 1, \dots, n$, and Gauss map ν . Let π be an hyperplane of \mathbb{R}^{n+1} intersecting U transversally and let $U' = U \cap \pi$. Then U' is an orientable hypersurface of class C^2 embedded in π and, once a Gauss map $\nu': U' \rightarrow \mathbb{S}^{n-1}$ is fixed, its principal curvatures κ'_i satisfy*

$$(30) \quad \frac{1}{\nu_q \cdot \nu'_q} \kappa_1(q) \leq \kappa'_i(q) \leq \frac{1}{\nu_q \cdot \nu'_q} \kappa_n(q).$$

for every $q \in U'$ and $i = 1, \dots, n-1$.

Proof. First of all we observe that U' is of class C^2 by the implicit function theorem and it is orientable since the map $\nu': U' \rightarrow \mathbb{S}^{n-1}$ defined by

$$(31) \quad \nu'_q = - * (*(\nu_q \wedge \omega) \wedge \omega),$$

is a Gauss map on U' , where by $*$ we denote the Hodge “star” operator in \mathbb{R}^{n+1} computed with respect to the standard metric and the standard orientation.

In order to prove (30): fix $q \in U'$ and consider an arbitrary unitary vector $v \in T_q U'$. Let $\kappa(q, v)$ be normal curvature of (q, v) in U . Then

$$\kappa(q, v) = \nu_q \cdot \ddot{\alpha}(0)$$

where α is an arbitrary smooth curve in U' parametrized by arc length and such that $\alpha(0) = q$ and $\dot{\alpha}(0) = v$. Since ν_q is orthogonal to $T_q U'$, it belongs to the plane generated by ω and ν'_q and we can write

$$\nu_q = (\nu'_q \cdot \omega) \omega + (\nu_q \cdot \nu'_q) \nu'_q.$$

Therefore

$$\kappa(q, v) = (\nu_q \cdot \ddot{\alpha}(0)) = (\nu_q \cdot \nu'_q) (\nu'_q \cdot \ddot{\alpha}(0)) = (\nu_q \cdot \nu'_q) \kappa'(q, v),$$

where $\kappa'(q, v)$ is the normal curvature of U' in (q, v) , and the claim follows. \square

Note that in Proposition 2.7, if we chose as Gauss map the one defined as in (31) we have

$$(\nu_q \cdot \nu'_q) = - * (*(\nu_q \wedge \omega) \wedge \omega) \cdot \nu_q = - * (\nu_q \wedge \omega) \wedge \omega \cdot * \nu_q.$$

Now we choose the positive oriented orthonormal basis of \mathbb{R}^{n+1} $\{e_1, \dots, e_n, \nu_q\}$ where the first n -vectors are an orthonormal basis of $T_q U$. Then we have

$$*(\nu_q \wedge \omega) = -(\omega \cdot e_n) e_1 \wedge \dots \wedge e_{n-1}, \quad * \nu_q = e_1 \wedge \dots \wedge e_n,$$

and

$$\nu_q \cdot \nu'_q = (\omega \cdot e_n)(e_1 \wedge \dots \wedge e_{n-1} \wedge \omega) \cdot (e_1 \wedge \dots \wedge e_n) = (\omega \cdot e_n)^2 = 1 - (\nu_q \cdot \omega)^2,$$

i.e.

$$(32) \quad \nu_q \cdot \nu'_q = 1 - (\nu_q \cdot \omega)^2.$$

Therefore, when ν'_q is given by (31), (30) reads as

$$(33) \quad \frac{1}{1 - (\nu_q \cdot \omega)^2} \kappa_1(q) \leq \kappa'_i(q) \leq \frac{1}{1 - (\nu_q \cdot \omega)^2} \kappa_n(q).$$

for $i = 1, \dots, n-1$.

Proposition 2.8. *Let ω_1 and ω_2 be unit vectors in \mathbb{R}^{n+1} , denote by π_1 an hyperplane orthogonal to ω_1 , and let π_2 be the hyperplane orthogonal to ω_2 passing through the origin of \mathbb{R}^{n+1} . Let U' be a C^2 regular oriented hypersurface of π_1 such that ω_2 is not tangent to U' at any point. Denote by κ'_i , for $i = 1, \dots, n-1$, the principal curvatures of U' and denote by ν' the normal vector to U' . Then the orthogonal projection U'' of U' onto π_2 is a C^2 -regular hypersurface of π_2 with a canonical orientation. Moreover, for any $q \in U'$ we have*

$$(34) \quad |\kappa''_i(\text{pr}(q))| \leq \frac{|\omega_1 \cdot \omega_2|}{[(\omega_1 \cdot \omega_2)^2 + (\omega_2 \cdot \nu'_q)^2]^{\frac{3}{2}}} \max\{|\kappa'_1(q)|, |\kappa'_{n-1}(q)|\},$$

for every $i = 1, \dots, n-1$, where $\text{pr}(q)$ is the projection of q onto π_2 and $\{\kappa''_i\}$ are the principal curvature of U'' .

Proof. If X is a local positive oriented parametrisation of U' , then $Y = X - (X \cdot \omega_2)\omega_2$ is a local parametrisation of U'' , and

$$\nu'' \circ Y := \text{vers}(* (Y_1 \wedge Y_2 \wedge \dots \wedge Y_{n-1} \wedge \omega_2))$$

defines a Gauss map for U'' , where Y_k is the k^{th} derivative of Y with respect to the coordinates of its domain. Therefore U'' is a C^2 -regular hypersurface of π_2 oriented by the map ν'' .

Now we prove inequalities (34). Fix a point $q \in U'$ and let $\text{pr}(q) = q - (q \cdot \omega_2)\omega_2$ be its projection onto U'' . Let X be a local positive oriented parametrization of U' around q and $Y = X - (X \cdot \omega_2)\omega_2$ be the induced parametrization of U'' around $\text{pr}(q)$. Let $\beta: (-\delta, \delta) \rightarrow U''$ be an arbitrary regular curve contained in U'' such that $\beta(0) = \text{pr}(q)$ and let

$$v = \frac{\dot{\beta}(0)}{|\dot{\beta}(0)|}, \quad g = \frac{1}{|\dot{\beta}|^2} \nu''_{\beta} \cdot \ddot{\beta}.$$

Then

$$g(0) = \kappa''(\text{pr}(q), v),$$

where $\kappa''(\text{pr}(q), v)$ is the normal curvature of U'' at (q, v) . The curve β can be seen as the projection of a regular curve α in U' passing through p . Since ν''_β is orthogonal to ω_2 we have

$$g = \frac{1}{|\dot{\beta}|^2} \nu''_\beta \cdot \ddot{\alpha}.$$

Note that, since

$$Y_k = X_k - (X_k \cdot \omega_2) \omega_2,$$

then we have

$$\nu'' \circ Y = \text{vers}(* (X_1 \wedge X_2 \wedge \cdots \wedge X_{n-1} \wedge \omega_2))$$

and

$$g = \frac{*(X_1(\tilde{\alpha}) \wedge \cdots \wedge X_{n-1}(\tilde{\alpha}) \wedge \omega_2) \cdot \ddot{\alpha}}{|\dot{\beta}|^2 |X_1(\tilde{\alpha}) \wedge \cdots \wedge X_{n-1}(\tilde{\alpha}) \wedge \omega_2|}.$$

Now, it is simply to prove that

$$*(X_1(\tilde{\alpha}) \wedge \cdots \wedge X_{n-1}(\tilde{\alpha}) \wedge \omega_2) \cdot \ddot{\alpha} = (\omega_1 \cdot \omega_2) * (X_1(\tilde{\alpha}) \wedge \cdots \wedge X_{n-1}(\tilde{\alpha}) \wedge \omega_1) \cdot \ddot{\alpha},$$

and therefore

$$g = \frac{\omega_1 \cdot \omega_2}{|\dot{\beta}|^2} \frac{*(X_1(\tilde{\alpha}) \wedge \cdots \wedge X_{n-1}(\tilde{\alpha}) \wedge \omega_1) \cdot \ddot{\alpha}}{|X_1(\tilde{\alpha}) \wedge \cdots \wedge X_{n-1}(\tilde{\alpha}) \wedge \omega_2|},$$

which implies

$$g = (\nu'_\alpha \cdot \ddot{\alpha}) \frac{\omega_1 \cdot \omega_2}{|\dot{\beta}|^2} \frac{|X_1(\tilde{\alpha}) \wedge \cdots \wedge X_{n-1}(\tilde{\alpha}) \wedge \omega_1|}{|X_1(\tilde{\alpha}) \wedge \cdots \wedge X_{n-1}(\tilde{\alpha}) \wedge \omega_2|}.$$

We may assume that α is parametrised by arc length and so

$$|\dot{\beta}|^2 = 1 - (\dot{\alpha} \cdot \omega_2)^2,$$

which implies

$$g = (\nu'_\alpha \cdot \ddot{\alpha}) \frac{\omega_1 \cdot \omega_2}{1 - (\dot{\alpha} \cdot \omega_2)^2} \frac{|X_1(\tilde{\alpha}) \wedge \cdots \wedge X_{n-1}(\tilde{\alpha}) \wedge \omega_1|}{|X_1(\tilde{\alpha}) \wedge \cdots \wedge X_{n-1}(\tilde{\alpha}) \wedge \omega_2|}.$$

Moreover a standard computation yields that

$$\frac{|X_1(\tilde{\alpha}) \wedge \cdots \wedge X_{n-1}(\tilde{\alpha}) \wedge \omega_1|}{|X_1(\tilde{\alpha}) \wedge \cdots \wedge X_{n-1}(\tilde{\alpha}) \wedge \omega_2|} = \frac{1}{(1 - |\omega_2 - (\omega_2 \cdot \nu'_\alpha) \nu'_\alpha|^2)^{1/2}},$$

and hence

$$g(0) = \kappa'(q, \dot{\alpha}(0)) \frac{\omega_1 \cdot \omega_2}{(1 - |\omega_2 - (\omega_2 \cdot \nu'_q) \nu'_q|^2)^{1/2}} \frac{1}{1 - (\dot{\alpha}(0) \cdot \omega_2)^2},$$

where $\kappa'(q, \dot{\alpha}(0))$ is the normal curvature of U' at $(q, \dot{\alpha}(0))$. Therefore

$$\kappa''(\text{pr}(q), v) = \kappa'(q, \dot{\alpha}(0)) \frac{\omega_1 \cdot \omega_2}{(1 - |\omega_2 - (\omega_2 \cdot \nu'_q) \nu'_q|^2)^{1/2}} \frac{1}{1 - (\dot{\alpha}(0) \cdot \omega_2)^2}.$$

In particular

$$(35) \quad \kappa''_1(\text{pr}(q)) = \kappa'_1(q) \frac{\omega_1 \cdot \omega_2}{(1 - |\omega_2 - (\omega_2 \cdot \nu'_q) \nu'_q|^2)^{1/2}} \inf_{v \in \mathbb{S}_q^{n-1}} \frac{1}{1 - (v \cdot \omega_2)^2},$$

and

$$(36) \quad \kappa''_{n-1}(\text{pr}(q)) = \kappa'_{n-1}(p) \frac{\omega_1 \cdot \omega_2}{(1 - |\omega_2 - (\omega_2 \cdot \nu'_q) \nu'_q|^2)^{1/2}} \sup_{v \in \mathbb{S}_q^{n-1}} \frac{1}{1 - (v \cdot \omega_2)^2},$$

where $\mathbb{S}_q^{n-1} = \{v \in T_q U' : |v| = 1\}$. Now if $v \in \mathbb{S}_q^{n-1}$, we have

$$1 - (v \cdot \omega_2)^2 \leq 1 - |\omega_2 - (\omega_2 \cdot \nu'_q) \nu'_q|^2.$$

Therefore

$$|\kappa_i''(\text{pr}(q))| \leq \frac{|\omega_1 \cdot \omega_2|}{(1 - |\omega_2 - (\omega_2 \cdot \nu'_q)\nu'_q|^2)^{3/2}} \max\{|\kappa_1'(q)|, |\kappa_{n-1}'(q)|\},$$

for every $i = 1, \dots, n-1$. Finally, since $\mathbb{R}^{n+1} = T_q U' \oplus \langle \omega_1 \rangle \oplus \langle \nu'_q \rangle$, we have

$$1 - |\omega_2 - (\omega_2 \cdot \nu'_q)\nu'_q|^2 = (\omega_1 \cdot \omega_2)^2 + (\omega_2 \cdot \nu'_q)^2$$

and the claim follows. \square

3. TECHNICAL LEMMAS

Let S be a connected closed C^2 regular hypersurface embedded in \mathbb{R}^{n+1} and let ρ be the radius of the uniform touching sphere.

Let S_m and π_m be as in (28) and let $\partial S_m = S \cap \pi_m$. It will be useful to define the following set

$$(37) \quad S_m^\delta = \{p \in S_m : d_S(p, \partial S_m) > \delta\},$$

for $\delta > 0$.

Lemma 3.1. *Let $0 < \delta < \rho$ and set $\sigma = \rho \sin(\delta/\rho)$. Then the following facts hold:*

- (i) *For any $p \in S_m^\delta$ we have $\mathcal{U}_\sigma(p) \subset S_m$.*
- (ii) *For any $q \in S_m \setminus S_m^\delta$ there exists $p \in \partial S_m$ and $x \in B_\delta \cap T_p S$ such that*

$$q = p + x + u(x)\nu_p.$$

Here u and \mathcal{U} are as in (4).

Proof.

- (i) Let $x \in B_\sigma \cap T_p S$ and let $q = p + x + u(x)\nu_p$. Since

$$d_S(q, \partial S_m) \geq d_S(p, \partial S_m) - d_S(p, q),$$

- (9) implies

$$d_S(q, \partial S_m) \geq \delta - \rho \arcsin \frac{|x|}{\rho}.$$

The assumption $|x| < \sigma$ implies the thesis.

- (ii) Let $p \in \partial S_m$ be such that $d_S(q, \partial S_m) = d_S(p, q)$, and let x be the orthogonal projection of q onto $T_p S$. Since $|x| \leq d_S(p, q) < \delta$ and $\delta < \rho$, then $|x| < \rho$ and Lemma 2.1 implies the statement. \square

In the next lemma we show that any two points in S_m^δ can be joined by a piecewise geodesic curve and we give a bound on its length. An analogous lemma was proved in [1] in the special case when S_m^δ is contained in a hyperplane.

Lemma 3.2. *Let $0 < \delta < \rho$, and set*

$$(38) \quad L = \frac{|S|2^n}{\omega_n \delta^n}$$

where ω_n is volume of the unit ball in \mathbb{R}^n . Let p, q be in a connected component of S_m^δ . Then there exists a piecewise geodesic path $\gamma : [0, 1] \rightarrow S_m^{\delta/2}$ satisfying $\gamma(0) = p$ and $\gamma(1) = q$ and with length bounded by L . Moreover, γ can be built by joining \mathcal{N} minimal geodesics of length δ , with

$$(39) \quad \mathcal{N} \leq L,$$

and one minimal geodesic of length less or equal than δ .

Proof. Let p, q be in a connected component of S_m^δ . We can join p and q by a path $\tilde{\gamma} : [0, 1] \rightarrow S_m^\delta$ such that $\tilde{\gamma}(0) = p$ and $\tilde{\gamma}(1) = q$. Given a point $z_0 \in S$, we denote by $D_r(z_0)$ the set of points on S with intrinsic distance from z_0 less than r , i.e.

$$D_r(z_0) = \{z \in S : d_S(z, z_0) < r\}.$$

When $r < \rho$, (9) implies

$$(40) \quad |D_r(p)| \geq \omega_n r^n.$$

Then we consider the increasing sequence $\{t_0, t_1, \dots, t_I\}$ in $[0, 1]$ recursively defined as follows: $t_0 = 0$, and

$$(41) \quad t_{i+1} = \inf \left\{ t \in [0, 1] : D_{\delta/2}(\tilde{\gamma}(s)) \cap \bigcup_{j=0}^i D_{\delta/2}(\tilde{\gamma}(t_j)) = \emptyset, \forall s \in [t, 1] \right\}$$

if

$$\left\{ t \in [0, 1] : D_{\delta/2}(\tilde{\gamma}(s)) \cap \bigcup_{j=0}^i D_{\delta/2}(\tilde{\gamma}(t_j)) = \emptyset \forall s \in [t, 1] \right\} \text{ is non-empty,}$$

and $t_{i+1} = t_I$, otherwise. Therefore $\{t_0, t_1, \dots, t_I\}$ is an increasing sequence in $[0, 1]$ satisfying

$$(42) \quad D_{\delta/2}(\tilde{\gamma}(t_i)) \cap D_{\delta/2}(\tilde{\gamma}(t_j)) = \emptyset, \quad \text{for } i \neq j, \quad i, j = 0, \dots, I,$$

and

$$D_{\delta/2}(\tilde{\gamma}(t_i)) \subset S_m^{\delta/2}, \quad i = 0, \dots, I.$$

We complete the sequence by adding $t_{I+1} = 1$ as last term. Since

$$\left| \bigcup_{i=0}^I D_{\delta/2}(\tilde{\gamma}(t_i)) \right| \leq |S|,$$

from (40) and (42) we obtain that

$$(43) \quad I + 1 \leq \frac{2^n}{\omega_n \delta^n} |S|.$$

From (41), it is clear that

$$\overline{D}_{\delta/2}(\tilde{\gamma}(t_i)) \cap \left(\bigcup_{j=0}^{i-1} \overline{D}_{\delta/2}(\tilde{\gamma}(t_j)) \right) \neq \emptyset,$$

for every $i = 1, \dots, I$. Let

$$\sigma(i) = \max\{j > i : \overline{D}_{\delta/2}(\tilde{\gamma}(t_i)) \cap \overline{D}_{\delta/2}(\tilde{\gamma}(t_j)) \neq \emptyset\}.$$

Then we set $\sigma^2(i) = \sigma(\sigma(i))$, $\sigma^3(i) = \sigma(\sigma(\sigma(i)))$ and so on, and fix $\tau \in \mathbb{N}$ such that $\sigma^\tau(0) = I$. We define γ_1 as a minimal geodesic joining p and $\tilde{\gamma}(t_{\sigma(0)})$ such that

$$\gamma_1 \subset \overline{D}_{\delta/2}(p) \cup \overline{D}_{\delta/2}(\tilde{\gamma}(t_{\sigma(0)}));$$

for $i = 2, \dots, \tau$, we let γ_i be a minimal geodesic joining $\tilde{\gamma}(t_{\sigma^i(0)})$ and $\tilde{\gamma}(t_{\sigma^{i+1}(0)})$ and such that

$$\gamma_i \subset \overline{D}_{\delta/2}(\tilde{\gamma}(t_{\sigma^i(0)})) \cup \overline{D}_{\delta/2}(\tilde{\gamma}(t_{\sigma^{i+1}(0)})).$$

Moreover, we let $\gamma_{\tau+1}$ be a minimal geodesic joining $\tilde{\gamma}(t_I)$ and q and such that

$$\gamma_i \subset \overline{D}_{\delta/2}(\tilde{\gamma}(t_{\sigma^i(0)})) \cup \overline{D}_{\delta/2}(q).$$

Let γ be the piecewise geodesic obtained by the union of $\gamma_1, \dots, \gamma_{\tau+1}$. It is clear that each γ_i has length equal to δ for $i = 1, \dots, \tau$, and less or equal than δ for $i = \tau + 1$. Since $\tau \leq I$, from (43) we obtain that

$$\text{length}(\gamma) \leq (\tau + 1)\delta \leq \frac{2^n}{\omega_n \delta^n} |S|,$$

which implies (38) and (39), and the proof is complete. \square

It will be useful to define the following two numbers:

$$(44) \quad \varepsilon_0 = \min \left(\frac{1}{2}, \frac{\rho}{16L} \sin \frac{\delta}{2\rho} \right),$$

and

$$(45) \quad N_0 = 1 + \left[\log_{(1-\varepsilon_0)} \frac{1}{2} \right],$$

where L is given by (38) and $[\cdot]$ is the integer part function. We have the following lemma.

Lemma 3.3. *Let $\delta \in (0, \rho)$, $\varepsilon \in (0, \varepsilon_0)$, with ε_0 given by (44), and set*

$$(46) \quad r_i = (1 - \varepsilon)^i \rho \sin \frac{\delta}{2\rho},$$

for $i \in \mathbb{N}$. Let p and q be any two points in a connected component of S_m^δ . Then there exist an integer $N \leq N_0$, with N_0 given by (45), and a sequence of points $\{p_1, \dots, p_N\}$ in $S_m^{\delta/2}$ such that

$$(47) \quad p, q \in \bigcup_{i=0}^n \overline{\mathcal{U}}_{r_i/4}(p_i);,$$

$$(48) \quad \mathcal{U}_{r_0}(p_i) \subset S_m, \quad i = 0, \dots, N,$$

$$(49) \quad p_{i+1} \in \overline{\mathcal{U}}_{r_i/4}(p_i), \quad i = 0, \dots, N - 1,$$

where $\mathcal{U}_{r_i}(p_i)$ are defined as in (4).

Proof. Let γ be a path as in Lemma 3.2 and denote by s its arclength. Set $p_0 = p$ and define $p_i = \gamma(r_i/4)$, for each $i = 1, \dots, N - 1$, and $p_N = q$. Here, N is the largest integer such that

$$\sum_{i=0}^{N-1} \frac{r_i}{4} \leq L.$$

Since $\varepsilon < \varepsilon_0$, we have

$$\sum_{i=0}^{N_0-1} \frac{r_i}{4} > 2L,$$

and hence such N exists and we can assume that $N \leq N_0$, where N_0 is defined by (45). Since $\gamma \subset S_m^{\delta/2}$, the assertion of the theorem easily follows from (9). \square

For a fixed direction $\ell \in \mathbb{S}^n$, we denote by ℓ^\perp the orthogonal subspace to ℓ , i.e.

$$\ell^\perp = \{z \in \mathbb{R}^{n+1} : z \cdot \omega = 0\}.$$

Lemma 3.4. *Let $p \in S$ and $u: B_r \cap T_p S \rightarrow \mathbb{R}$ be a C^2 map as in (4), with $r < \rho$. Let $\ell \in \mathbb{S}^n$ be such that*

$$(50) \quad \nu_p \cdot \ell > 0 \quad \text{and} \quad |\ell - \nu_p| < \varepsilon,$$

for some $0 \leq \varepsilon < 1$. There exists a C^2 function $v : B_{r\sqrt{1-\varepsilon^2}} \cap \ell^\perp \rightarrow \mathbb{R}$ such that the set

$$(51) \quad V = \{p + y + v(y)\ell : y \in B_{r\sqrt{1-\varepsilon^2}} \cap \ell^\perp\}$$

is contained in $\mathcal{U}_r(p)$. Moreover, the estimate

$$(52) \quad \|v\|_\infty \leq \|u\|_\infty + \sqrt{2}\varepsilon r$$

holds.

Proof. Let $q = p + x + u(x)\nu_p$ be a point in $\mathcal{U}_r(p)$, with

$$(53) \quad |x| < r\sqrt{1-\varepsilon^2}.$$

By the implicit function theorem, if $\nu_q \cdot \ell > 0$, then S can be locally represented as a graph of function near q over the hyperplane ℓ^\perp . Let $A \in \text{SO}(n+1)$ be a special orthogonal matrix such that

$$A\nu_p = \ell,$$

and let $y \in \ell^\perp$ be such that

$$y = Ax.$$

Since $A \in \text{SO}(n+1)$ we have $|x| = |y|$ and then

$$|y| < r\sqrt{1-\varepsilon^2}.$$

From triangle and Cauchy-Schwarz inequalities we have that

$$\nu_q \cdot \ell \geq \nu_q \cdot \nu_p - |\ell - \nu_p|;$$

(8) and (50) yield that

$$\nu_q \cdot \ell \geq \sqrt{1 - \frac{|x|^2}{\rho^2}} - \varepsilon,$$

which implies that $\nu_q \cdot \ell > 0$ on account of (53). Therefore any point $q \in V$ can be written both as $q = p + x + u(x)\nu_p$ and as $q = p + y + v(y)\ell$ for some $x \in T_p S$ and $y \in \ell^\perp$. In particular

$$y + v(y)\ell = x + u(x)\nu_p$$

and, since $y = Ax$, we have

$$(I - A)x + u(x)\nu_p = v(y)\ell.$$

By taking the scalar product with ℓ , we readily obtain

$$(54) \quad |v(\xi)| \leq |I - A||x| + |u(x)|.$$

The matrix A can be choose such that

$$|I - A| \leq 2\sqrt{1 - \ell \cdot \nu_p} \leq \sqrt{2}\varepsilon,$$

and (54) implies the last part of the statement. \square

It will be important to compare the normal vectors to two surfaces which are graphs of function over the same domain. We have the following Lemma.

Lemma 3.5. *Let $u_1, u_2 \in C^1(B_r \cap e_{n+1}^\perp)$ and assume that*

$$|\nabla u_2(x_0) - \nabla u_1(x_0)| < \varepsilon,$$

for some $x_0 \in B_r \cap e_{n+1}^\perp$. Let $p_i = x_0 + u_i(x_0)e_{n+1}$, $i = 1, 2$. Then

$$(55) \quad |\nu_{p_1} - \nu_{p_2}| \leq \frac{\sqrt{5}}{2}\varepsilon,$$

where

$$\nu_{p_i} = \frac{-\nabla u_i(x_0) + e_{n+1}}{\sqrt{1 + |\nabla u_i(x_0)|^2}},$$

is the inward normal to the graph of u_i at p_i , $i = 1, 2$.

Proof. Since the eigenvalues of the Hessian of the function $x \mapsto \sqrt{1 + |x|^2}$ are uniformly bounded by 1, then its gradient is Lipschitz continuous with constant 1 and we have that

$$(56) \quad \left| \frac{\nabla u_1(x)}{\sqrt{1 + |\nabla u_1(x)|^2}} - \frac{\nabla u_2(x)}{\sqrt{1 + |\nabla u_2(x)|^2}} \right| \leq |\nabla u_1(x) - \nabla u_2(x)|.$$

Moreover, we have that

$$(57) \quad \left| \frac{1}{\sqrt{1 + |\nabla u_1(x)|^2}} - \frac{1}{\sqrt{1 + |\nabla u_2(x)|^2}} \right| \leq \frac{1}{2} \left| |\nabla u_1(x)| - |\nabla u_2(x)| \right|.$$

From triangle inequality and from (56) and (57) we readily obtain (55). \square

4. PROOF OF THEOREM 1.1

The proof of Theorem 1.1 relies upon a quantitative study of the method of moving planes and it consists of several steps, as we sketch in the following.

- Step 1. We fix a direction ω , apply the method of moving planes, and find a critical position which defines a critical hyperplane π_m , as described in Subsection 2.2. By using the smallness of $\text{osc}(H)$, we can prove that (up to a connected component) the surface S and the reflected cap S_m are close. Hence, the union of the cap and the reflected cap provides a symmetric set in the direction ω which gives information about the approximate symmetry of S in the direction ω . It is important to notice that the estimates do not depend on the chosen direction.
- Step 2. We apply Step 1 in $n + 1$ orthogonal directions and we obtain a point \mathcal{O} as the intersection of the corresponding $n + 1$ critical hyperplanes. Since the estimates in Step 1 do not depend on the direction, the point \mathcal{O} can be chosen as an approximate center of symmetry. Moreover, any critical hyperplane in any other direction is far from \mathcal{O} less than some constant times $\text{osc}(H)$.
- Step 3. Again by using the estimates in Step 1, we can define two balls centered at \mathcal{O} such that estimate (3) holds.

We notice that once we have the approximate symmetry in one direction, i.e. Step 1, then the argument for proving Steps 2 and 3 is well-established (see [1, Section 4]). In the following we will prove Step 1, which is our main result of this section and, for the sake of completeness, we give a sketch of the proof for Steps 2 and 3.

4.1. Step 1. Approximate symmetry in one direction. We apply the moving plane procedure as described in Subsection 2.2. Let $\omega \in \mathbb{S}^n$ be a direction in \mathbb{R}^{n+1} and let S_m, \hat{S}_m be defined as in (28). Let

$$p_0 \text{ be a tangency point between } S_m \text{ and } \hat{S}_m,$$

and denote by Σ and $\hat{\Sigma}$ the connected components of S_m and \hat{S}_m , respectively, containing p_0 or having p_0 on their boundary. Let S^* be the reflection of S about π_m . For a point p in S (or S^*), we denote by ν_p the normal vector to S (or to S^*) at p . We will use this notation when it does not create ambiguity: the choice of the vector normal and of the surface is implied by the point itself. When $p \in S \cap S^*$ is a point of tangency between S and S^* , then the normal vector at p is the same for both the surfaces, and the notation is coherent. When this notation creates an

ambiguity, i.e. for nontangency points in $S \cap S^*$, we will specify the dependency on the surface. For points on $\partial\Sigma$ (or $\partial\hat{\Sigma}$) we will denote by ν the Gauss map on $\partial\Sigma$ (or $\partial\hat{\Sigma}$) which is induced by the one on S^* (or S).

The main goal of Step 1 is to prove the following result of approximate symmetry in one direction.

Theorem 4.1. *There exists a positive constant ε such that if*

$$\text{osc}(H) \leq \varepsilon,$$

then for any $p \in \Sigma$ there exists $\hat{p} \in \hat{\Sigma}$ such that

$$(58) \quad |p - \hat{p}| + |\nu_p - \nu_{\hat{p}}| \leq C \text{osc}(H).$$

Here, the constants ε and C depend only on n , ρ , $|S|$ and do not depend on the direction ω .

Before giving the proof of Theorem 4.1, we provide two preliminary results about the geometry of Σ . For $t > 0$ we set

$$\Sigma^t = \{p \in \Sigma : d_\Sigma(p, \partial\Sigma) > t\}.$$

The following two lemmas show some conditions implying that Σ^t is connected for t small enough.

Lemma 4.2. *Assume that there exists $\mu \leq \frac{1}{2}$ such that*

$$(59) \quad \nu_p \cdot \omega \leq \mu$$

for every p on the boundary of Σ . Then Σ^t is connected for any $0 < t \leq t_0$, where

$$t_0 = \frac{\rho}{2\sqrt{n}} \sqrt{1 - 2\mu^2}.$$

Proof. Let S^* be the reflection of S about π_m . We notice that, by construction of the method of moving planes, Σ and π_m enclose a bounded simply connected domain of \mathbb{R}^{n+1} . Moreover, $\nu_p \cdot \omega \geq 0$ on $\partial\Sigma$ and equation (59) implies that π_m intersects S^* transversally. Hence, the boundary of Σ is a manifold of class C^2 . We prove that the boundary of Σ^t lies in a tubular neighbourhood of the boundary of Σ in S^* . Then, since Σ is connected, every two points in Σ^t can be joined by a curve in Σ which can be pushed into Σ^t by using the normal vector field to the boundary Σ .

According to Section 2.3, we denote the boundary of Σ by Σ' and we orient Σ' by the Gauss map satisfying

$$\nu_p \cdot \nu'_p = 1 - (\nu_p \cdot \omega)^2$$

(see formula (31)). Hence, from (59), we have that

$$\nu_p \cdot \nu'_p \geq 1 - \mu^2.$$

Since the principal curvatures of S are bounded by ρ^{-1} , from Proposition 2.7 the principal curvatures κ'_i of Σ' satisfy

$$(60) \quad |\kappa'_i| \leq \frac{1}{\rho(1 - \mu^2)}, \quad i = 1, \dots, n-1.$$

From Lemma 3.4, we can write S^* as a graph of function $u : B_r \cap (\nu'_p)^\perp \rightarrow \mathbb{R}$, with $r = \rho\sqrt{1 - 2\mu^2}$. Moreover, (60) and Lemma 2.1 yield that Σ' is locally the graph of u restricted to $B_r \cap T_p\Sigma'$. Taking into account that $(\nu'_p)^\perp = T_p\Sigma' \oplus \langle \omega \rangle$, we consider the subset of S^* given by

$$Q(p) = \{q = p + \xi + s\omega + u(\xi + s\omega)\nu'_p : \xi \in B_r \cap T_p\Sigma', |s| \leq t_0\},$$

which contains a tubular neighborhood of $\Sigma' \cap B_{t_0}(p)$ of radius at least t_0 . Hence, the set

$$\mathcal{Q} = \bigcup_{p \in \Sigma'} Q(p)$$

contains a tubular neighborhood of Σ' in S^* of radius at least t_0 and we conclude. \square

Lemma 4.3. *Let $0 < \delta \leq \rho(8\sqrt{n})^{-1}$. If we suppose that there exists a connected component Γ^δ of Σ^δ satisfying*

$$0 \leq \nu_p \cdot \omega \leq \frac{1}{8},$$

then, Σ^δ is connected.

Proof. In order to simplify the notation we let $\mu_0 = 1/8$. Notice that the interior and exterior touching balls at every boundary points of Γ^δ intersects π_m . By using this argument and after elementary but tedious calculations, we can prove that any $q \in \Sigma \setminus \Gamma^\delta$ is such that

$$d_\Sigma(q, \Gamma^\delta) \leq \rho \arcsin \left((1 + 2\mu_0) \frac{\delta}{\rho} \right).$$

In particular, for any $q \in \partial\Sigma$ there exists $p \in \partial\Sigma^\delta$ such that

$$d_\Sigma(q, p) \leq \rho \arcsin \left((1 + 2\mu_0) \frac{\delta}{\rho} \right),$$

and from Lemma 2.1 we obtain that

$$|\nu_p - \nu_q| \leq \sqrt{2} \arcsin \left((1 + 2\mu_0) \frac{\delta}{\rho} \right).$$

By writing $\nu_q \cdot \omega = \nu_p \cdot \omega - (\nu_q - \nu_p) \cdot \omega$ and by triangle inequality we get

$$|\nu_q \cdot \omega| \leq \mu_0 + \sqrt{2} \arcsin \left((1 + 2\mu_0) \frac{\delta}{\rho} \right);$$

our assumptions on δ implies the following (rougher but simpler) bound:

$$|\nu_q \cdot \omega| \leq 2\mu_0 + \frac{1}{2}.$$

Now we use Lemma 4.2 by setting $\mu = 2\mu_0 + 1/2$ and imposing that $\delta \leq t_0$, and we conclude. \square

Now, we focus on the proof of Theorem 4.1. It will be divided in four cases, which we study in the following subsections. In each case, δ will be fixed to be

$$\delta = \min \left(\frac{\rho}{2^6}, \frac{\rho}{8\sqrt{n}} \right).$$

Moreover, the constants ε and C can be chosen as

$$\varepsilon = \min\{\varepsilon_0, \varepsilon_1, \varepsilon_2, \varepsilon_3\},$$

and

$$C = \frac{5}{4} C_1 K_1 K_2 K_3,$$

respectively. Here, ε_0 is given by (44), and $\varepsilon_1, \varepsilon_2, \varepsilon_3$ and C_1 will be defined in the following. Moreover, K_1, K_2, K_3 are given by Lemmas 2.3, 2.4, 2.6, respectively, where M is chosen accordingly to Lemma 2.1 by assuming that $|x| \leq \rho/2$. Hence, the constants ε and C depend only on n and upper bounds on ρ^{-1} and $|S|$.

4.1.1. *Case 1.* $d_\Sigma(p_0, \partial\Sigma) > \delta$ and $d_\Sigma(p, \partial\Sigma) \geq \delta$. In this first case we assume that p_0 and p are interior points of Σ , which are far from $\partial\Sigma$ more than δ . We remark that in this case, p_0 is an interior touching point between Σ and $\hat{\Sigma}$, so that case (i) in the method of moving planes occurs. We first assume that p_0 and p are in the same connected component of Σ^δ ; then, Lemma 4.3 will be used in order to show that Σ^δ is in fact connected.

Let

$$r_0 = \rho \sin \frac{\delta}{2\rho}.$$

Since p and p_0 are in a connected component of Σ^δ , there exist: $\{p_1, \dots, p_N\}$ in the connected component of $\Sigma^{\delta/2}$ containing p_0 , a chain $\{\mathcal{U}_{r_0}(p_i)\}_{\{i=0, \dots, N\}}$ of open sets of Σ and a sequence of maps $u_i : B_{r_0} \cap T_{p_i}\Sigma \rightarrow \mathbb{R}$, $i = 0, \dots, N$, as in Lemma 3.3, where $r_i = (1 - \varepsilon)^i r_0$. We notice that Σ and $\hat{\Sigma}$ are tangent at p_0 and that in particular the two normal vectors to Σ and $\hat{\Sigma}$ at p_0 coincide. We stress that $\hat{\Sigma} \subset S$ and that, since $r_0 < \rho$, from Lemma 2.1 we have that S is locally represented near p_0 as a graph of a map $\hat{u}_0 : B_{r_0} \cap T_{p_0}S \rightarrow \mathbb{R}$.

Lemma 2.1 implies that $|\nabla u_0|, |\nabla \hat{u}_0| \leq M$ in $B_{r_0} \cap T_{p_0}\Sigma$, where M is some constant which depends only on r_0 , i.e. only on ρ . Now, we use Lemma 2.3: since $u_0(0) = \hat{u}_0(0)$ and $u_0 \geq \hat{u}_0$, (17) gives

$$(61) \quad \|u_0 - \hat{u}_0\|_{C^1(B_{r_0/4} \cap T_{p_0}\Sigma)} \leq K_1 \text{osc}(H),$$

where K_1 depends only on n and M . We notice that from (49) we have that $p_1 \in \bar{\mathcal{U}}_{r_0/4}(p_0)$. Let x_1 be the projection of p_1 onto $T_{p_0}\Sigma$ and let

$$\hat{p}_1 := p_0 + x_1 + \hat{u}_0(x_1)\nu_{p_0} \in \hat{\Sigma}.$$

From (61) we obtain that

$$|\nabla u_0(x_1) - \nabla \hat{u}_0(x_1)| \leq K_1 \text{osc}(H),$$

and therefore Lemma 3.5 yields

$$(62) \quad |\nu_{p_1} - \nu_{\hat{p}_1}| \leq \frac{\sqrt{5}}{2} K_1 \text{osc}(H).$$

As already mentioned, we have a local parametrization of Σ in a neighborhood of p_1 as a graph of the C^2 function $u_1 : B_{r_0} \cap T_{p_1}\Sigma \rightarrow \mathbb{R}$. Lemma 3.4 and (62) imply that S can be locally parameterized by a graph of function $\hat{u}_1 : B_{r_1} \cap T_{p_1}\Sigma \rightarrow \mathbb{R}$, being $r_1 < r_0 \sqrt{1 - \frac{5}{4}K_1^2 \varepsilon^2}$, since $\varepsilon \leq \varepsilon_1$ with

$$(63) \quad \varepsilon_1 = \left(1 + \frac{5}{4}K_1^2\right)^{-1}.$$

Moreover, (52) yields that

$$|u_1(0) - \hat{u}_1(0)| \leq \|u_0 - \hat{u}_0\|_{C^0(B_{r_0/4} \cap T_{p_0}\Sigma)} + \sqrt{5}r_0 K_1 \text{osc}(H);$$

from (61) and since $u_1 - \hat{u}_1 \geq 0$ by construction, we find that

$$0 \leq u_1(0) - \hat{u}_1(0) \leq (1 + r_0 \sqrt{5})K_1 \text{osc}(H).$$

We use Lemma 2.3 and obtain that

$$(64) \quad \|u_1 - \hat{u}_1\|_{C^1(B_{r_1/4} \cap T_{p_1}\Sigma)} \leq K_1[(1 + r_0 \sqrt{5})K_1 + 1] \text{osc}(H).$$

Now, (64) is the analogue of (61) with p_1 instead of p_0 , and we can iterate until we obtain two functions

$$u_N, \hat{u}_N : B_{r_N} \cap T_p\Sigma \rightarrow \mathbb{R},$$

such that

$$(65) \quad \|u_N - \hat{u}_N\|_{C^1(B_{r_N/4} \cap T_p \Sigma)} \leq C_1 \operatorname{osc}(H).$$

A choice of \hat{p} as in the statement of Theorem 4.1 is then given by

$$\hat{p} = p + \hat{u}_N(0)\nu_p,$$

since (58) is implied by (65) and Lemma 3.5.

We notice that a choice of the constant C_1 in (65) is given by

$$(66) \quad C_1 = \left((1 + r_0\sqrt{5})K_1 + 1 \right)^{N_0+1},$$

where N_0 is given by (45). Hence the constant C_1 depends only on n , δ/ρ , and an upper bound on $|S|$.

Once we have (65) for any p in a connected component of Σ^δ , we have in fact that

$$\nu_q \cdot \omega \leq \frac{1}{8},$$

for any point q at the boundary of such a connected component, as it is implied by the following Lemma.

Lemma 4.4. *Let $q \in \Sigma$ be such that $d_\Sigma(q, \partial\Sigma) \leq \delta$. Assume that the point*

$$\hat{q} = q - \alpha\nu_q$$

is on $\hat{\Sigma}$ and is such that

$$(67) \quad |\nu_q - \nu_{\hat{q}}| \leq \alpha,$$

with $\alpha + 2\delta < \rho$. Then we have that

$$(68) \quad 0 \leq \nu_q \cdot \omega \leq \sqrt{8\frac{\delta^2}{\rho^2} + \frac{\alpha}{2}}.$$

Proof. Let q^m be the reflection of q about π_m and let

$$t = \nu_q \cdot \omega.$$

By construction of the method of moving planes, it is clear that $t \geq 0$ and the first inequality in (68) follows. We denote by ν_{q^m} the inner normal vector to S at q^m . Since $\nu_q \cdot \omega = -\nu_{q^m} \cdot \omega$ and $\nu_q - \nu_{q^m} = 2t\omega$, we have that

$$(69) \quad \nu_q \cdot \nu_{q^m} = 1 - 2t^2.$$

We notice that q^m and \hat{q} both lie in S and $|q^m - \hat{q}| \leq \alpha + 2\delta$, which implies that $\hat{q} \in \mathcal{U}_\rho(q^m)$ provided that $\alpha + 2\delta < \rho$. Hence, (8) yields that

$$\nu_{\hat{q}} \cdot \nu_{q^m} \geq \sqrt{1 - \left(\frac{\alpha + 2\delta}{\rho} \right)^2}.$$

From (67) and (69) we find that

$$1 - 2t^2 \geq \sqrt{1 - \left(\frac{\alpha + 2\delta}{\rho} \right)^2} - \alpha,$$

which gives

$$t^2 \leq \frac{1}{2} \left(\frac{\alpha + 2\delta}{\rho} \right)^2 + \frac{\alpha}{2},$$

and we obtain the second inequality in (68). \square

The conclusion of Case 1 follows from the following argument. From (65) we know that for any q on the boundary of the connected component of Σ^δ containing p_0 there exists $\hat{q} \in \hat{\Sigma}$ such that

$$|q - \hat{q}| + |\nu_q - \nu_{\hat{q}}| \leq C_1 \operatorname{osc}(H).$$

We apply Lemma 4.4 by letting $\alpha = C_1 \operatorname{osc}(H)$ and, since $\varepsilon \leq \varepsilon_2$, with

$$\varepsilon_2 \leq \frac{1}{2^6 C_1},$$

we obtain that $0 \leq \nu_q \cdot \omega \leq 1/8$. Hence, from Lemma 4.3 we have that Σ^δ is connected and we conclude.

4.1.2. Case 2: $d_\Sigma(p_0, \partial\Sigma) \geq \delta$ and $d_\Sigma(p, \partial\Sigma) < \delta$. Here the idea consists in extending the estimate in Subsection 4.1.1 to the whole Σ . This will be done by using Carleson type estimates given by Lemma 2.4. We remark that its application is not trivial, since we need more information on how S intersects π_m .

Accordingly to (28) in Subsection 2.2, for a given point $p \in \Sigma$ such that $d_\Sigma(p, \partial\Sigma) \leq \delta$, we denote by p^m the point of S obtained by reflecting p about π_m . S can be locally written as a graph of function $u: B_\rho \cap T_p S \rightarrow \mathbb{R}$. For $0 < r < \rho$, we define $U_r^*(p)$ as the reflection of $\mathcal{U}_r(p^m)$ about π_m and we denote by $U_r(p)$ the subset of Σ obtained by

$$U_r(p) = U_r^*(p) \cap \{q \in \mathbb{R}^{n+1} : q \cdot \omega < m\}.$$

Moreover, we denote by E_r the open subset of $B_r \cap T_p \Sigma$ such that

$$(70) \quad U_r(p) = \{p + x + u(x)\nu_p : x \in E_r\}.$$

The next result is a consequence of Propositions 2.7, 2.8 in Subsection 2.3.

Lemma 4.5. *Let $q \in \Sigma$ be such that $d_\Sigma(q, \partial\Sigma) = \delta$ and $0 \leq \nu_q \cdot \omega \leq 1/4$. Let $U' = U_{\sqrt{2}\rho/8}^*(q) \cap \pi_m$ and U'' be the orthogonal projection of U' onto $T_q \Sigma$. Then U'' is a hypersurface of class C^2 of $T_q \Sigma$ whose principal curvatures are bounded by*

$$\mathcal{K} = \frac{4\delta}{\rho^2}.$$

Proof. We notice that since $d_\Sigma(q, \partial\Sigma) = \delta$ then $U' \neq \emptyset$. Let $\zeta \in U'$ be arbitrary. Since the projection $\operatorname{pr}(\zeta)$ of ζ on $T_q \Sigma$ is in $\overline{B}_{\sqrt{2}\rho/8}$, from (8) in Lemma 2.1 we know that

$$(71) \quad |\nu_q - \nu_\zeta| \leq \frac{1}{4}.$$

Since $\nu_\zeta \cdot \omega = \nu_q \cdot \omega + (\nu_\zeta - \nu_q) \cdot \omega$, we have that

$$(72) \quad |\nu_\zeta \cdot \omega| \leq \frac{1}{2},$$

which implies that π_m intersects $U_{\sqrt{2}\rho/8}^*(q)$ transversally, and so U'' is a hypersurface of $T_q \Sigma$. Since the principal curvatures of S are bounded by $1/\rho$, (34) implies that the principal curvatures of U'' satisfy

$$|\kappa_i''(\operatorname{pr}(\zeta))| \leq \frac{1}{\rho |\nu_\zeta \cdot \nu'_\zeta|} \cdot \frac{\omega \cdot \nu_q}{[(\omega \cdot \nu_q)^2 + (\nu_q \cdot \nu'_\zeta)^2]^{3/2}}, \quad i = 1, \dots, n-1,$$

where ν' is the Gauss map of U' viewed as a hypersurface of π_m satisfying

$$(73) \quad \nu_\zeta \cdot \nu'_\zeta = 1 - (\nu_\zeta \cdot \omega)^2.$$

Hence,

$$(74) \quad |\kappa_i''(\text{pr}(\zeta))| \leq \frac{\omega \cdot \nu_q}{\rho |\nu_\zeta \cdot \nu'_\zeta| |\nu_q \cdot \nu'_\zeta|^3}, \quad i = 1, \dots, n-1.$$

From (72) and (73), we obtain that

$$(75) \quad \nu_\zeta \cdot \nu'_\zeta \geq \frac{3}{4}.$$

By writing

$$\nu_q \cdot \nu'_\zeta = (\nu_q - \nu_\zeta) \cdot \nu'_\zeta + \nu_\zeta \cdot \nu'_\zeta,$$

and using (71) and (75) we get

$$\nu_q \cdot \nu'_\zeta \geq \frac{1}{2},$$

and from (74) and (75) we conclude. \square

In the next lemma we give a bound which will be useful in the sequel.

Lemma 4.6. *Let q and α be as in Lemma 4.4. Then, we have that*

$$(76) \quad 0 \leq \nu_\zeta \cdot \omega \leq \sqrt{8 \frac{\delta^2}{\rho^2} + \frac{\alpha}{2}} + \frac{\sqrt{2}}{\rho} d_\Sigma(q, \zeta),$$

for any $\zeta \in \bar{U}_\rho(q)$, where $U_\rho(q)$ is defined as in (70).

Proof. Let $\zeta \in \bar{U}_\rho(q)$. By construction we have that $\nu_\zeta \cdot \omega \geq 0$. Since

$$\nu_\zeta \cdot \omega \leq \nu_q \cdot \omega + |\nu_\zeta - \nu_q|,$$

from (8) and (68) we conclude. \square

Now we are ready to prove Theorem 4.1 for Case 2. Let

$$\varepsilon_3 = \frac{\delta}{\rho C_1}$$

where C_1 is given by (66). We assume that $d_\Sigma(p_0, \partial\Sigma) \geq \delta$ and $d_\Sigma(p, \partial\Sigma) < \delta$. By arguing as in Case 1, we have that Σ^δ is connected. Let $q \in \Sigma$ and $\bar{p} \in \partial\Sigma$ be such that

$$d_\Sigma(p, q) + d_\Sigma(p, \partial\Sigma) = \delta,$$

and

$$d_\Sigma(p, \bar{p}) = d_\Sigma(p, \partial\Sigma)$$

(we notice that our choice of δ implies that q and \bar{p} exist).

Since $d_\Sigma(q, \partial\Sigma) = \delta$, from Case 1 we have that there exists $\hat{q} \in \hat{\Sigma}$ such that

$$(77) \quad |q - \hat{q}| + |\nu_q - \nu_{\hat{q}}| \leq C_1 \text{osc}(H)$$

(see formula (65)). From the proof of Case 1, it is clear that \hat{q} can be chosen as

$$\hat{q} = q - \alpha \nu_q,$$

for some $0 \leq \alpha \leq C_1 \text{osc}(H)$. Let

$$(78) \quad r = \frac{\rho}{8}.$$

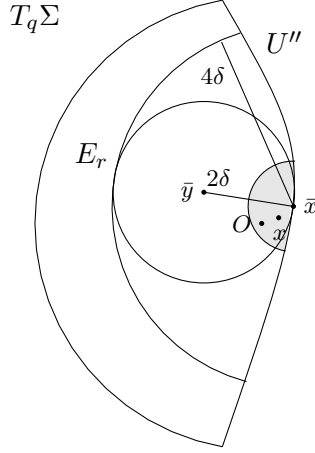


FIGURE 2. Case 2 in the proof of Theorem 4.1. The shadow region is the set $B_\delta(\bar{x}) \cap E_r$.

We define the sets $U_r(q) \subset \Sigma$, $E_r \subseteq B_r \cap T_q\Sigma$, and the map $u : E_r \rightarrow \mathbb{R}$ as in (70) with q in place of p . Since $\hat{q} \in \hat{\Sigma} \subset S$ and $|\nu_q - \nu_{\hat{q}}| \leq C_1 \text{osc}(H)$, from Lemma 3.4 we have that S can be locally written (around \hat{q}) as a graph of function \hat{u} over $T_q\Sigma \cap B_{\rho\sqrt{1-C_1^2\varepsilon_3^2}}$ and in particular over $T_q\Sigma \cap B_r$ (which is justified by our choice of ε_3).

We notice that Lemma 2.2 implies that $p, \bar{p} \in \bar{U}_r(q)$. Let ∂E_r be the boundary of E_r in $T_q\Sigma$ and let $\bar{x} \in \partial E_r$ be the projection of \bar{p} . Since $d_\Sigma(q, \bar{p}) = \delta$, from Lemma 2.2 we have that

$$(79) \quad \rho \sin \frac{\delta}{\rho} \leq |\bar{x}| \leq \delta.$$

Let $U' = U_r^*(q) \cap \pi_m$ and let U'' be the projection of U' onto $T_q\Sigma$ (as in Lemma 4.5). Notice that by definition U'' is contained in ∂E_r and, in particular, $u = \hat{u}$ on U'' . From Lemma 4.4 and Lemma 4.5, we have that the principal curvatures of U'' are uniformly bounded by \mathcal{K} . We notice that our choice of δ implies that $\mathcal{K} \leq \frac{1}{16\rho}$.

Let x be the projection of p over $T_q\Sigma$. From (79) we have that $B_{4\delta}(\bar{x}) \cap \partial E_r \subset U''$ and we can apply Lemma 2.4 and obtain that

$$(80) \quad \sup_{B_\delta(\bar{x}) \cap E_r} (u - \hat{u}) \leq K_2 ((u - \hat{u})(\bar{y}) + \text{osc}(H)),$$

with $\bar{y} = \bar{x} + 2\delta\nu''_{\bar{x}}$, where $\nu''_{\bar{x}}$ is the interior normal to U'' at \bar{x} (see Figure 2). We notice that $x \in B_\delta(\bar{x}) \cap E_r$ and then from (80) we have that

$$(81) \quad (u - \hat{u})(x) \leq K_2 ((u - \hat{u})(\bar{y}) + \text{osc}(H)).$$

Since $2\delta < \mathcal{K}^{-1}$, the point \bar{y} has distance 2δ from the boundary of E_r and, from Lemma 2.2 we have that the point

$$\bar{q} = q + \bar{y} + u(\bar{y})\nu_q$$

is such that

$$d_\Sigma(\bar{q}, \partial\Sigma) \geq 2\delta.$$

Hence, from Case 1 (applied to p_0 and \bar{q}) we obtain the estimate

$$(u - \hat{u})(\bar{y}) \leq C_1 \text{osc}(H),$$

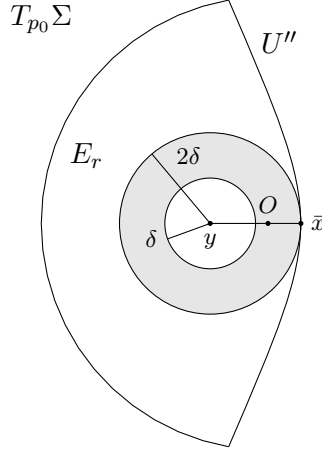


FIGURE 3. Case 3 in the proof of Theorem 4.1.

and from (81) we get

$$(u - \hat{u})(x) \leq C_1 K_2 \text{osc}(H).$$

By letting $\hat{p} = q + x + \hat{u}(x)\nu_q$, and since $d_\Sigma(p, \partial\Sigma) > 0$, a standard application of Lemma 2.3 and Lemma 3.5 yield the estimate

$$|p - \hat{p}| + |\nu_p - \nu_{\hat{p}}| \leq \frac{\sqrt{5}}{2} C_1 K_1 K_2 \text{osc}(H),$$

and we complete the proof of Case 2.

4.1.3. *Case 3:* $0 < d_\Sigma(p_0, \partial\Sigma) < \delta$. Since p_0 is the tangency point, it is easy to show that the center of the interior touching sphere of radius ρ to S at p_0 lies in the half-space $\{q \in \mathbb{R}^{n+1} : q \cdot \omega \leq m\}$ (see for instance [19, Lemma 2.1]). From this, and being

$$|p_0 \cdot \omega - m| \leq d_\Sigma(p_0, \partial\Sigma) \leq \delta,$$

from Lemma 4.4 (with $\alpha = 0$) we have that

$$\nu_{p_0} \cdot \omega \leq 3 \frac{\delta}{\rho}.$$

As for Case 2 (with q replaced by p_0), we locally write Σ and $\hat{\Sigma}$ as graphs of function $u, \hat{u}: E_r \rightarrow \mathbb{R}$, respectively, where $E_r \subseteq T_{p_0}\Sigma$ is defined as in the introduction to this subsection, and r is given by (78). Moreover, we denote by U'' the portion of ∂E_r which is obtained by projecting $U_r^*(p_0) \cap \pi_m$ onto $T_{p_0}\Sigma$. We remark that $u = \hat{u}$ on U'' and that the principal curvatures of U'' are bounded by \mathcal{K} .

Let $\bar{x} \in U''$ be a point such that

$$|\bar{x}| = \min_{x \in U''} |x|.$$

Notice that $|\bar{x}| \leq d_\Sigma(p_0, \partial\Sigma) < \delta$. Let $\nu_{\bar{x}}''$ be the interior normal to U'' at \bar{x} , and set

$$y = \bar{x} + 2\delta\nu_{\bar{x}}''$$

(see Figure 3). We notice that the principal curvatures of U'' are bounded by \mathcal{K} and $2\delta \leq \mathcal{K}^{-1}$ and the ball $B_{2\delta}(y) \cap T_{p_0}\Sigma$ is contained in E_r and tangent to U'' at \bar{x} , with $\nu_{\bar{x}}'' = -\bar{x}/|\bar{x}|$. Hence, the origin O of $T_{p_0}\Sigma$ (i.e. the projection of p_0 over $T_{p_0}\Sigma$) lies in the annulus $(B_{2\delta}(y) \setminus B_\delta(y)) \cap T_{p_0}\Sigma$.

Hence, we can apply (26) in Lemma 2.6 (there we set: $x_0 = \bar{x}$, $c = y$ and $r = 2\delta$) and, since $u(0) = \hat{u}(0)$, we find that

$$(82) \quad \|u - \hat{u}\|_{C^1(B_{\delta/2}(y) \cap T_{p_0}\Sigma)} \leq K_3 \operatorname{osc}(H).$$

Let

$$q = p_0 + y + u(y)\nu_{p_0}, \quad \text{and} \quad \hat{q} = p_0 + y + \hat{u}(y)\nu_{p_0}.$$

We notice that from (82) and Lemma 3.5 we have that

$$|q - \hat{q}| + |\nu_q - \nu_{\hat{q}}| \leq \frac{\sqrt{5}}{2} K_3 \operatorname{osc}(H).$$

Since y has distance 2δ from ∂E_r , then $d_\Sigma(q, \partial\Sigma) \geq 2\delta$, and we can apply Cases 1 and 2 to conclude.

4.1.4. *Case 4:* $p_0 \in \partial\Sigma$. This case is the limiting case of Case 3 for $d_\Sigma(p_0, \partial\Sigma) \rightarrow 0$. Indeed, in this case we can write Σ and $\hat{\Sigma}$ as graphs of functions over a half-ball on $T_{p_0}\Sigma$. Hence the argument used in Case 3 can be adapted easily by using (27) instead of (26).

4.2. Steps 2-3. Approximate radial symmetry and conclusion. We consider $n + 1$ orthogonal directions e_1, \dots, e_{n+1} , and we denote by π_1, \dots, π_{n+1} the corresponding critical hyperplanes. Let

$$\mathcal{O} = \bigcap_{i=1}^{n+1} \pi_i,$$

and denote by $\mathcal{R}(p)$ the reflection of p in \mathcal{O} . We have the following Lemma which extends Theorem 4.1.

Lemma 4.7. *For any point $p \in S$ there exists a point $q \in S$ such that*

$$|\mathcal{R}(p) - q| \leq (n + 1)C \operatorname{osc}(H).$$

Proof. We write \mathcal{R} as

$$\mathcal{R} = \mathcal{R}_{n+1} \circ \dots \circ \mathcal{R}_1,$$

where \mathcal{R}_i is the reflection about π_i , $i = 1, \dots, N + 1$. By iterating Theorem 4.1 $n + 1$ times, we conclude. \square

As in [1, Proposition 6] we have that, for every direction ω , it holds that

$$(83) \quad \operatorname{dist}(\mathcal{O}, \pi_m) \leq C \operatorname{osc}(H),$$

where π_m is the critical hyperplane in the direction ω and C is a constant that depends only on ρ and $\operatorname{diam} S$, where

$$\operatorname{diam} S = \max_{p, q \in S} |p - q|.$$

We notice that $\operatorname{diam} S$ can be bounded in terms of $|S|$ and ρ^{-1} . Indeed, let $p, q \in S$ be such that $|p - q| = \operatorname{diam} S$. By arguing as in the proof of Lemma 3.2, we can find a piecewise geodesic path on S joining p and q , and with length bounded by (38) (with $\delta = \rho/2$ there), and then

$$\operatorname{diam} S \leq \frac{|S| 2^{2n}}{\omega_n \rho^n}.$$

Hence, the constant C in (83) can be bounded in terms of the dimension n and upper bounds on ρ^{-1} and $|S|$.

Finally, the bound on the difference of the radii (3) of the approximating balls is obtained by arguing as in [1, Proposition 7]. Indeed, we define

$$r_i = \min_{p \in S} |p - \mathcal{O}|, \quad \text{and} \quad r_e = \max_{p \in S} |p - \mathcal{O}|,$$

assume that the minimum and maximum are attained at p_i and p_e , respectively, we obtain that

$$r_e - r_i \leq 2 \operatorname{dist}(\mathcal{O}, \pi),$$

where π is the critical hyperplane in the direction

$$\frac{p_e - p_i}{|p_e - p_i|}.$$

From (83) we conclude.

5. PROOF OF COROLLARY 1.2

Lemma 5.1. *Let S be a closed C^2 hypersurface embedded in \mathbb{R}^{n+1} and assume*

$$S \subset \overline{B}_{r_e} \setminus B_{r_i},$$

with $r_e - r_i \leq 2\rho$. Then

$$\frac{p}{|p|} \cdot \nu_p \leq -1 + \frac{1}{\rho}(r_e - r_i)$$

for every $p \in S$.

Proof. Let $p \in S$ and let c^- and c^+ be the centers of the interior and the exterior touching balls of radius ρ tangent at p , respectively. Then

$$\left| c^- + \frac{c^-}{|c^-|} \rho \right| = \sup_{q \in B_\rho(c^-)} |q| \leq r_e, \quad \left| c^+ - \frac{c^+}{|c^+|} \rho \right| = \inf_{q \in B_\rho(c^+)} |q| \geq r_i,$$

and so

$$\left| c^- + \frac{c^-}{|c^-|} \rho \right|^2 - \left| c^+ - \frac{c^+}{|c^+|} \rho \right|^2 \leq r_e^2 - r_i^2.$$

Therefore

$$|c^-|^2 + 2\rho|c^-| - |c^+|^2 + 2\rho|c^+| \leq r_e^2 - r_i^2.$$

Taking into account that

$$c^+ = p - \rho\nu_p, \quad c^- = p + \rho\nu_p,$$

we get

$$4\rho p \cdot \nu_p + 2\rho(|c^-| + |c^+|) \leq r_e^2 - r_i^2,$$

and so

$$\frac{p}{|p|} \cdot \nu(p) \leq -\frac{|c^-| + |c^+|}{2|p|} + \frac{r_e + r_i}{4\rho|p|}(r_e - r_i).$$

Since

$$|c^-| + |c^+| \geq |c^- + c^+| = 2|\rho|,$$

and

$$r_e = r_i + (r_e - r_i) \leq |p| + (r_e - r_i),$$

we have that

$$\frac{p}{|p|} \cdot \nu_p \leq -1 + \frac{r_e - r_i}{2\rho} + \frac{(r_e - r_i)^2}{4\rho^2} \leq -1 + \frac{r_e - r_i}{\rho},$$

as required. \square

Now we are ready to prove Corollary 1.2.

Proof. In view of Theorem 1.1, there exists $\tilde{\varepsilon}$ and C such that if $\text{osc}(H) < \tilde{\varepsilon}$, then (2) and (3) hold. We may assume the concentric balls B_{r_e} and B_{r_i} centred in the origin. Let

$$(84) \quad \varepsilon = \min \left\{ \tilde{\varepsilon}, \frac{\rho}{2C} \right\}.$$

Hence the assumptions in Lemma 5.1 are satisfied. We consider the map $\varphi: S \rightarrow \partial B_{r_i}$, defined by

$$\varphi(p) = r_i \frac{p}{|p|}.$$

We show that φ a diffeomorphism. It is clear that φ is smooth. Since B_{r_i} is contained in the bounded domain enclosed by S , then φ is surjective. Indeed, if $\zeta \in \partial B_{r_i}$, then

$$\begin{cases} \text{dist}_S(\zeta) \leq 0, \\ \text{dist}_S((r_e - r_i)\zeta) \geq 0, \end{cases}$$

and, by continuity, there exists a $t \geq 0$ such that $\text{dist}_S((1+t)\zeta) = 0$, i.e. $\zeta \in \varphi(S)$. Hence, assumption (1) plays a role only for proving the injectivity of φ . Let $p, q \in S$ and assume by contradiction that $\varphi(p) = \varphi(q)$. Then we may assume that $|p| < |q|$. Let $c^+ = p - \rho\nu_p$ be the center of the exterior touching ball to S at p . Since $p/|p| = q/|q|$, we have

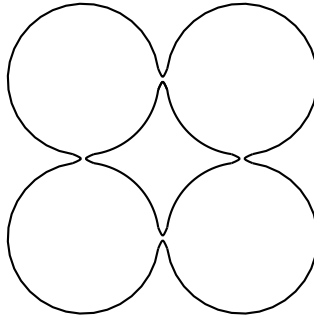
$$|q - c^+|^2 = \left| (|q| - |p|) \frac{p}{|p|} + \rho\nu(p) \right|^2 = (|q| - |p|)^2 + \rho^2 + 2\rho(|q| - |p|) \frac{p}{|p|} \cdot \nu_p.$$

From Lemma 5.1 and since $|q| - |p| \leq r_e - r_i$, we have that

$$|q - c^+|^2 \leq (r_e - r_i)^2 + \rho^2 + 2\rho(r_e - r_i) \left(-1 + \frac{r_e - r_i}{\rho} \right) = \rho^2 - (r_e - r_i)(2\rho - 3(r_e - r_i)).$$

The choice of ε , as in (84) implies that $|q - c^+| < \rho$ which gives a contradiction. \square

Remark 5.2. As emphasized in the Introduction, if we assume that ρ is not bounded from below, it is possible to construct a family of closed surfaces embedded in \mathbb{R}^3 , not diffeomorphic to a sphere, with $\text{osc}(H)$ arbitrarily small and such that (3) fails. For instance one can consider the following example, suggested us by A. Ros, done by gluing almost pieces of unduloids.



REFERENCES

- [1] A. AFTALION, J. BUSCA, W. REICHEL, Approximate radial symmetry for overdetermined boundary value problems, *Adv. Diff. Eq.* **4** no. 6 (1999), 907–932.
- [2] A. D. ALEXANDROV, Uniqueness theorems for surfaces in the large II, *Vestnik Leningrad Univ.* **12**, no. 7 (1957), 15–44. (English translation: *Amer. Math. Soc. Translations, Ser. 2*, **21** (1962), 354–388.)
- [3] A. D. ALEXANDROV, Uniqueness theorems for surfaces in the large V, *Vestnik Leningrad Univ.* **13**, no. 19 (1958), 5–8. (English translation: *Amer. Math. Soc. Translations, Ser. 2*, **21** (1962), 412–415.)

- [4] A. D. ALEXANDROV, A characteristic property of spheres, *Ann. Mat. Pura Appl.*, **58** (1962), 303–315.
- [5] W. K. ALLARD, On the first variation of a varifold, *Ann. Math.*, **95** (1972), 417–491.
- [6] F. J. JR. ALMGREN, *Plateaus? problem. An invitation to varifold geometry*, Mathematics Monograph Series, W. A. Benjamin, Inc., New York-Amsterdam, 1966.
- [7] R. ARNOLD, On the Alexandrov-Fenchel Inequality and the Stability of the Sphere, *Monatsh. Math.*, **155** (1993), 1–11.
- [8] H. BERESTYCKI, L. A. CAFFARELLI, L. NIRENBERG, Inequalities for second-order elliptic equations with applications to unbounded domains I, *Duke Math. J.*, **81** (1996), no. 2, 467–494.
- [9] S. BRENDLE, Constant mean curvature surfaces in warped product manifolds, *Publ. Math. Inst. Hautes Études Sci.* **117** (2013), 247–269.
- [10] S. BRENDLE, M. EICHMAIR, Isoperimetric and Weingarten surfaces in the Schwarzschild manifold, *J. Diff. Geom.*, **94** (2013), 387–407.
- [11] X. CABRÉ, M. FALL, J. SOLA-MORALES, T. WETH, Curves and surfaces with constant nonlocal mean curvature: meeting Alexandrov and Delaunay. Preprint, 2015. arXiv:1503.00469.
- [12] L. CAFFARELLI, B. GIDAS, J. SPRUCK, Asymptotic symmetry and local behavior of semilinear elliptic equations with critical Sobolev growth. *Comm. Pure Appl. Math.*, **42** (1989), 271–297.
- [13] L. CAFFARELLI, S. SALSA, *A geometric approach to free boundary problems*. Graduate Studies in Mathematics, 68. American Mathematical Society, Providence, RI, 2005.
- [14] D. CHRISTODOULOU, S. T. YAU, Some remarks on the quasi-local mass, *Contemp. Math.* **71** (1988), 9–14.
- [15] G. CIRAOLO, A. FIGALLI, F. MAGGI, M. NOVAGA, Rigidity and sharp stability estimates for hypersurfaces with constant and almost-constant nonlocal mean curvature. Preprint. arXiv:1503.00653.
- [16] G. CIRAOLO, F. MAGGI, On the shape of compact hypersurfaces with almost constant mean curvature. Preprint.
- [17] G. CIRAOLO, R. MAGNANINI, S. SAKAGUCHI, Symmetry of solutions of elliptic and parabolic equations with a level surface parallel to the boundary, to appear in *J. Eur. Math. Soc. (JEMS)*.
- [18] G. CIRAOLO, R. MAGNANINI, S. SAKAGUCHI, Solutions of elliptic equations with a level surface parallel to the boundary: stability of the radial configuration, to appear in *J. Analyse Math.* (arXiv:1307.1257)
- [19] G. CIRAOLO, R. MAGNANINI, V. VESPRI, Hölder stability for Serrin's overdetermined problem. Preprint. arXiv:1410.7791.
- [20] G. CIRAOLO, R. MAGNANINI, V. VESPRI, Symmetry and linear stability in Serrin's overdetermined problem via the stability of the parallel surface problem. Preprint.
- [21] M. P. DO CARMO, H. B. LAWSON, On the Alexandrov-Bernstein Theorems in Hyperbolic Space, *Duke Math Journal* **50** (1983), 995–1003.
- [22] B. GIDAS, W. M. NI, L. NIRENBERG, Symmetry and related properties via the maximum principle, *Comm. Math. Phys.*, **68** (1979), 209–243.
- [23] D. GILBARG, N. S. TRUDINGER, *Elliptic partial differential equations of second order*, Springer-Verlag, Berlin-New York, 1977.
- [24] M. GROMOV, Stability and pinching. *Geometry Seminars. Sessions on Topology and Geometry of Manifolds*, (Bologna, 1990), Univ. Stud. Bologna, Bologna, 1992, 55–97.
- [25] W.-Y. HSIANG, Z.-H. TENG, W.-C. YU, New examples of constant mean curvature immersions of $(2k - 1)$ -spheres into Euclidean $2k$ -space, *Ann. of Math. (2)* **117** (1983), 609–625.
- [26] G. HUISKEN, S.-T. YAU, Definition of center of mass for isolated physical systems and unique foliations by stable spheres with constant mean curvature, *Invent. Math.* **124** (1996), no. 1-3, 281–311.
- [27] N. J. KOREVAAR, Sphere theorems via Alexandrov for constant Weingarten curvature hypersurfaces - Appendix to a note of A. Ros, *J. Diff. Geom.*, **27** (1988), 221–223.
- [28] P. KOHLMANN, Curvature measures and stability, *J. Geom.*, **68** (2000), 142–154.
- [29] D. KOUTROFIOTIS, Ovaloids which are almost Spheres, *Comm. Pure Appl. Math.*, **24** (1971), 289–300.
- [30] N. J. KOREVAAR, R. KUSNER, B. SOLOMON, The structure of complete embedded surfaces with constant mean curvature, *J. Diff. Geom.*, **30** (1989), 465–503.
- [31] N. J. KOREVAAR, R. MAZZEO, F. PACARD, R. SCHOEN. Refined asymptotics for constant scalar curvature metrics with isolated singularities, *Invent. Math.*, **135** (1999), 233–272 .
- [32] U. LANG, Diameter Bounds for Convex Surfaces with Pinched Mean Curvature, *Manuscripta Math.*, **86** (1995), 15–22.
- [33] C. LI, Mononicity and symmetry of solutions of fully nonlinear elliptic equations on bounded domains, *Commun. Part. Diff. Eq.*, **16** (1991), 491–526.

- [34] C. LI, Mononicity and symmetry of solutions of fully nonlinear elliptic equations on unbounded domains, *Commun. Part. Diff. Eq.*, **16** (1991), 585–615.
- [35] W. MEEKS III, The topology and geometry of embedded surfaces of constant mean curvature, *J. Diff. Geom.* **27** (1988), 539–552.
- [36] S. MONTIEL, Unicity of constant mean curvature hypersurfaces in some Riemannian manifolds, *Indiana Univ. Math. J.*, **48** (1999), 711–748.
- [37] J. .D. MOORE, Almost Spherical Convex Hypersurfaces, *Trans. Amer. Math. Soc.*, **180** (1973), 347–358.
- [38] S. MONTIEL, A. ROS, Compact hypersurfaces: The Alexandrov theorem for higher order mean curvatures, Pitman Monographs and Surveys in Pure and Applied Mathematics **52** (1991), 279–296.
- [39] R. REILLY, Applications of the Hessian operator in a Riemannian manifold, *Indiana Univ. Math. J.*, **26** (1977), 459–472.
- [40] A. ROS, Compact hypersurfaces with constant scalar curvature and a congruence theorem, *J. Diff. Geom.*, **27** (1988), 215–220.
- [41] A. ROS, Compact hypersurfaces with constant higher order mean curvatures, *Rev. Math. Iber.*, **3** (1987), 447–453.
- [42] J. SERRIN, A symmetry problem in potential theory, *Arch. Rational Mech. Anal.* **43** (1971), 304–318.
- [43] R. SCHNEIDER, A Stability Estimate for the Alexandrov-Fenchel Inequality, with an Application to Mean Curvature, *Manuscripta Math.*, **69** (1990), 291–300.
- [44] R. SCHOEN, Uniqueness, symmetry, and embeddedness of minimal surfaces, *J. Diff. Geom.*, **18** (1983), 791–809.
- [45] H. C. WENTE, Counterexample to a conjecture of H. Hopf, *Pacific J. Math.* **121** (1986), 193–243.
- [46] S.-T. YAU, Submanifolds with constant mean curvature I, *Amer. J. Math.* **96** (1974), 346–366

DIPARTIMENTO DI MATEMATICA E INFORMATICA, UNIVERSITÀ DI PALERMO, VIA ARCHIRAFI 34, 90123, ITALY
E-mail address: giulio.ciraolo@unipa.it

DIPARTIMENTO DI MATEMATICA G. PEANO, UNIVERSITÀ DI TORINO, VIA CARLO ALBERTO 10, 10123 TORINO, ITALY.
E-mail address: luigi.vezzoni@unito.it