

Rashba-coupling modelling for two-dimensional and high-order Rashba Hamiltonian for one-dimensional confined heavy holes

R. Cuan*

Facultad de Física. Universidad de La Habana, C.P.10400, La Habana, Cuba.

L. Diago-Cisneros[†]

*Facultad de Física. Universidad de La Habana, C.P.10400, La Habana, Cuba. and
Departamento de Física y Matemáticas, Universidad Iberoamericana, México D. F.*

(Dated: December 3, 2024)

Based on standard $\mathbf{k}\cdot\mathbf{p}$ (8×8) multiband Hamiltonian, we had deduced an explicit analytical expression for the Rashba-coupling parameter which clarifies its anomalous behavior for heavy holes (hh), gated in quasi-two-dimensional (Q2D) systems, by letting grow the density. Our modelling remarkable better agrees with experimental results in comparison with earlier theoretical models, while recovers the expected cubic dependence on the quasi-momentum. For quasi-one-dimensional (Q1D) hh systems, we had formally derived an effective Rashba Hamiltonian with two competitive terms on the quasi-momentum, a linear term and a cubic one as predicted from suitable approximations to the Q2D scope. The Rashba-coupling parameters also behave anomalously and qualitatively support recent experiments in core/shell nanowires. Furthermore, they exhibit an essential asymptotic discontinuity in the low density regime as a function of the lateral confinement length. For hh , we present closed schemes to accurately quote the Rashba-coupling parameters both for the Q2D and Q1D systems, which become unprecedented for holes.

PACS numbers: 71.70.Ej, 73.21.Hb, 73.21.Fg, 85.75.-d

One of the biggest challenges in Spintronics [1] is to manipulate efficiently spin currents in semiconductors systems without external magnetic fields. Rashba spin-orbit interaction (SOI-R) [2] is among the most promising mechanisms for achieve this.[3] SOI-R for the heavy holes (hh) case is different from that for electrons or light holes (lh). In quasi-two-dimensional (Q2D) systems, observed in experiments since 1984 [4], the SOI-R coupling Hamiltonian exhibits an atypical cubic dependence in the quasi-momentum (k^3) obtained by Gerchikov and Subashiev [5], and Winkler *et al.* [6–8] using group theory arguments.

The long data assumption that the induced SOI-R spin splitting in Q2D systems at zero magnetic field rises with electric field, responsible for the inversion asymmetry of the confining potential, firmly validated for electrons [9], was definitely abated when the opposite was demonstrated for holes [6]. Importantly, it had been reported, both numerically and experimentally, the SOI-R coupling parameter anomalous decreasing with a nonzero electric field for Q2D hh in accumulation-layer-like single heterostructures [6, 7]. Recently, Habib *et al.* [8] had shown interesting measurements, with a similar behavior at fixed density, but tuning the external electric field perpendicular to the Q2D gas. However these achievements, several features in the anomalous SOI-R coupling effect remains cumbersome and inspired us to address a complementary study.

On the other hand, despite the efforts focused to study SOI-R in quasi-one-dimensional (Q1D) holes systems, due to their appealing applications and phenomenology [10–15], some relevant topics remains incomplete yet or

deserve further attention. SOI-R model for Q1D- hh systems suggested by Governale and Zülicke [11], and intuitively based on the behavior of the Dresselhaus term for Q2D electrons [16], leads to a Hamiltonian linear in the quasi-momentum. However, Zhang and Xia [12] suggested that additional competitive high-order terms may be needed to explain their finding regarding the spin splitting energy of hh in cylindrical quantum wires under external electric fields. Likewise, from our calculation of hh dispersion laws in Q1D systems [13], patterned in Q2D hole gases by repulsive bias, we demonstrated the existence of a cubic-in-the-quasi-momentum term. Recently, Chesi *et al.* [14] proposed a clever model, replacing the quasi-momentum operator along a constricted direction of a Q2D- hh system by its expectation value. They obtained two competitive terms, a linear and a cubic one, that explain the anomalous sign of the spin polarization filtered by a quantum point contact, as observed in magnetic focusing experiments, as well as the crossing or anticrossing of spin-split levels depending on subband index and the magnetic field direction [14, 17]. For electrons, some theoretical studies argue that the SOI-R coupling parameter decreases with increasing wire confinement [18], however later experimental measurements [19] for widths ranging from 1.18 μm down to 210 nm suggest the opposite. For hh , one follow that the factor associated to the linear term behaves as theoretically predicted for Q1D electrons, while the one associated to the cubic term do not depend on the wire width [14]. Moreover, recent magneto-transport measurements in Ge/Si core/shell nanowires [15] show that SOI-R strength of holes behaves anomalously, as in the Q2D case. We get

motivated about the undoubted existence of a competitor high-order terms on the quasi-momentum within the SOI-R model for Q1D- hh systems, and the lack of a formal treatment for the Q2D-to-Q1D transit pursuing an appropriate Q1D- hh SOI-R model that fulfill the issues posted above.

In this Letter, we revisit the SOI-R modelling for Q2D- hh systems and we manage to improve the development by Winkler *et al.* [6]. We show that our representation of the SOI-R coupling parameter, support its subtle anomalous behavior, when one let the density grow. We had deduced this quantity explicitly, compare it with available experimental data as well as with other numerical simulations, and stress the remarkably better agreement we had found. A similar procedure allow us to derive a model Hamiltonian for SOI-R in Q1D- hh systems.

It is widely accepted that SOI-R for the valence band (VB) is a second order effect. Consequently, we start from the $\mathbf{k}\cdot\mathbf{p}$ (8×8) Pidgeon-Brown model in the spherical approximation [20, 21], which involves VB and the conduction band (CB). The inclusion of the conduction band is also supported by results [7] which suggest that SOI-R is strongest in narrow-gap semiconductors. Then, by considering proper confining potential, the Q2D or Q1D are focused.

To accurately describe a Q2D system of confined holes at the heterostructure interface, the Poisson and Schrödinger equations have to be self-consistently solved. In the framework of our scheme, we model the heterostructure potential profile as a triangular well, thus $V(z) = eFz$, where $F = eN_s/(2\varepsilon\varepsilon_0)$ [6]. The present approximation had been successfully applied in the study of spectral properties of electrons [9] as well as for hole [13].

Focusing into extract from the Schrödinger eight-component system $[\hat{\mathbf{H}}_{\mathbf{k}\cdot\mathbf{p}} + (V(z) - \mathcal{E})\mathbb{I}_8]\Psi(\mathbf{r}) = 0$, an effective Hamiltonian for describing the hh states, we use the partition Löwdin scheme [7, 22]. Here $(\mathbb{I}/0)_8$ stands for the eight-dimension identity-matrix/null-vector, respectively. Expanding up to second order, the expected form of the Rashba model [5–8]

$$\hat{\mathbf{H}}_{R-2D}^{hh} = \beta(\sigma_+\hat{k}_-^3 + \sigma_-\hat{k}_+^3), \quad (1)$$

is fully recovered, being β the SOI-R parameter, $\sigma_\pm = \frac{1}{2}(\sigma_x \pm i\sigma_y)$ with $\sigma_{x,y}$ the Pauli matrixes and $\hat{k}_\pm = \hat{k}_x \pm i\hat{k}_y$. Worthwhile to underline that the none-perturbated term (diagonal part) contents the electric field and we were able to solve it exactly. These two issues are differentiating advantages of the present approach respect to earlier models [6], which considered the electric field perturbatively and only in the third-order terms can be approximated none-zero off-diagonal matrix elements. We had disregarded the third-order perturbation term due to its contribution is about 0.2 percent.

To identify explicit parameter β for hh , the former methodology might be an appropriate scheme. Indeed

$$\beta_n = \frac{-3i\hbar^4\gamma_s^2}{m_0^2} \left(\frac{I_n^{hl}Z_n^{hl}}{E_n^{hh} - E_n^{lh}} - \frac{I_n^{hs}Z_n^{hs}}{E_n^{hh} - E_n^{so}} \right), \quad (2)$$

is the k -dependent multiplying factor of (1), after this part is extracted from the off-diagonal second-order matrix elements of the effective hh Hamiltonian segregated from the $\mathbf{k}\cdot\mathbf{p}$ (8×8) Pidgeon-Brown model.

Notice that β_n is different for each hh n -subband under consideration. In (2), \hbar is the Planck constant, m_0 is the bare electron mass and $\gamma_s = (2\gamma_2^L + 3\gamma_3^L)/5 - E_p/(6E_g)$, with $\gamma_{1,2,3}^L$ as the semi-empirical Luttinger parameters, E_p is related to the Kane parameter $P_K = -i(\hbar/m_0)\langle S|p_x|X\rangle$ through $E_p = (2m_0/\hbar^2)P_K^2$, and E_g is the energy gap. $I_n^{hl/hs}$ and $Z_n^{hl/hs}$ are Airy function integrals of the form

$$I_n^{hl,hs} = \langle \varphi_n^{hh} | \varphi_n^{lh,so} \rangle, \quad Z_n^{hl/hs} = \langle \varphi_n^{hh} | \hat{k}_z | \varphi_n^{lh,so} \rangle, \quad (3)$$

where [13]

$$\varphi_n^{hh,th,so}(z) = \sqrt{\left(\frac{2m_{hh,th,so}^*}{\hbar^2 eF}\right)^{\frac{1}{3}} \frac{1}{\mathcal{A}^2(-c_n)}} \times \mathcal{A}\left(\left(\frac{2m_{hh,th,so}^*}{\hbar^2 eF}\right)^{\frac{1}{3}} \left(z - c_n \left(\frac{\hbar^2 eF}{2m_{hh,th,so}^*}\right)^{\frac{1}{3}}\right)\right), \quad (4)$$

are the normalized solutions of the VB states, for the triangular well, with $m_{hh,th/so}^*$ the effective mass parallel to the growth direction z , for the heavy-, light- and split-off holes: $m_0/(\gamma_1 - 2\gamma_s)$, $m_0/(\gamma_1 + 2\gamma_s)$ and $m_0/(\gamma_1)$, respectively. We represent by \mathcal{A} one of the Airy functions, while \mathcal{B} —the other one—, diverge at ∞ , being $c_n = 2.338, 4.088, 5.521, \dots$ its zeros. Likewise,

$$E_n^{hh,th} = c_n \frac{(\hbar eF)^{\frac{2}{3}}}{\sqrt[3]{2m_{hh,th}^*}}, \quad E_n^{so} = c_n \frac{(\hbar eF)^{\frac{2}{3}}}{\sqrt[3]{2m_{so}^*}} + \Delta_{SO}, \quad (5)$$

with Δ_{SO} as the split-off energy. The deduced expressions (3)-(5) represent a reliable starting-point platform to quote SOI-R coupling parameter (2) for specific semiconducting Q2D- hh systems. Thus, the scheme (2)-(5) plays for hh the same role as expression (13) reported before for electrons [9]. The completeness of these self-complementary exact formulae is unprecedented for holes, as far as we know.

Following expression (2), it is observed the existence of an inverse β dependence on energy-levels (5) gaps for the VB states. This suggests that VB levels separation, which is in principle an electric-field F strength-assisted raising process and/or a charge-carrier concentration N_s growing function, governs the charge carriers confinement. Furthermore, our result (2), is consistent with the anomalous Rashba spin-splitting [6–8].

Fig. 1 displays $\frac{\beta_1}{\mu_h}$, with $\mu_h = \hbar^2/2m_{hh-Q2D}^*$, as a function of N_s (solid line) following (2). Besides, pursuing a validation of our modelling approach, some relevant earlier: analytical [8], experimental [6, 7, 23–27] and numerical [6, 7] contributions, had been included to compare with. In the case of experimental measurements the samples are of the type: $\text{Al}_x\text{Ga}_{1-x}\text{As}/\text{GaAs}$, for several values of molar composition x and acceptor doping. Before continuing, let us briefly mention some specific details, namely: (i) The expression (2) is “autonomous” upon events outside the region where the Q2D gas is built and depend solely on GaAs layer’s parameters. (ii) In the case of Refs. 23–27, were taken reports of carriers’ concentration measurements with different spin polarizations (N_+ , N_-), and had been considered an expression that relate them with β_1 [6, 7]

$$\frac{\beta_1}{\mu_h} = \sqrt{\frac{2}{\pi}} \frac{N_s(\tilde{N}_s^+ - \tilde{N}_s^-) + \Delta N_s(\tilde{N}_s^+ + \tilde{N}_s^-)}{6N_s^2 + 2\Delta N_s^2}, \quad (6)$$

being $\tilde{N}_s^\pm = \sqrt{N_s \pm \Delta N_s}$. Confronting our model (2) to the above mentioned experimental data, general reasonable coincidence had been found. Notice the remarkably good agreement within the low density rank [$1 \times 10^{10} - 5 \times 10^{10}$] cm^{-2} , when our simulation (solid line) crosses almost all experimental-point uncertainty zones, following as well the overall experimental-data trend. For larger density section [$20 \times 10^{10} - 40 \times 10^{10}$] cm^{-2} , we had achieved a better match for β_1 concerning its measured quantity, meanwhile a slight mismatch in tendency had been detected. Finally, we turn to previous numerical simulations [6–8]. The case of the Refs. 6 and 7, represents a local very precise fitting (dotted line) as can be seen in the region [$2 \times 10^{10} - 3 \times 10^{10}$] cm^{-2} . On the contrary, in the rank [$3 \times 10^{10} - 4 \times 10^{10}$] cm^{-2} , that numerical prediction noticeably departs from experiment. Globally speaking, we think that this calculation [6, 7] do not fully reproduce the overall tendency of the experimental points, in the rank [$1 \times 10^{10} - 5 \times 10^{10}$] cm^{-2} , which contrast with the finest adjustment exhibited by the solid curve (2) in the same rank. Worthwhile to underline that analytically quoted results (dashed line) of Ref. 8, are clearly far both from experimental points and from the above discussed numerical modelling (including ours). However, the general trend is somehow preserved, specially in the high density region.

Fig.2 plots β_1 within typical density rank [$10^{10} - 10^{12}$] cm^{-1} and exercised several semiconductors with narrow: InSb (0.235 eV, dashed-double/dotted line), InAs (0.417 eV, dashed-dotted line); middle: GaSb (0.812 eV, dotted line); and wide: InP (1.4236 eV, dashed line), GaAs (1.519 eV, solid line) energy gaps, respectively. One can easily observe all analyzed materials satisfy the predicted anomalous trend. Nonetheless, the expected [7] increasing ordering of β_1 with the energy gaps is unsatisfied for the InP in the considered density

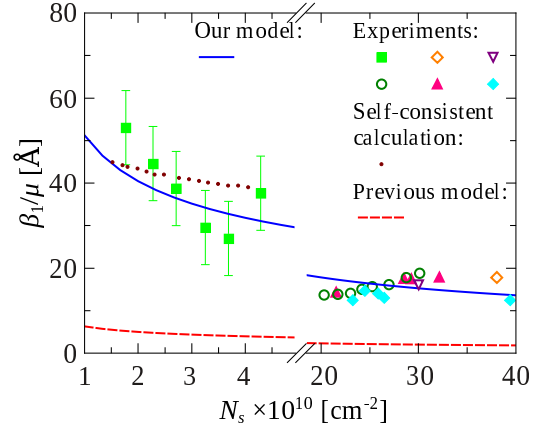


FIG. 1. (Color online) Q2D coupling parameter β_1 for the first hh subband, taken after (2), is shown (solid blue line), and compared with previous analytical [8] (dashed red line), experimental (symbols: \blacksquare Ref. 6, \blacktriangle Refs. 23 and 28, \circ Ref. 24, \diamond Ref. 25, ∇ Ref. 26, and \blacklozenge Ref. 27) and numerical [6, 7] results (dotted line) based on a self-consistent method.

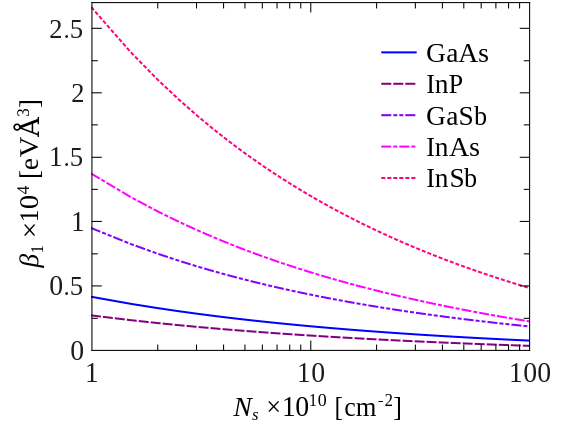


FIG. 2. (Color online) SOI-R coupling parameter β_1 as a function of N_s , for the lower hh sub-band in different semiconductors.

rank.

Lets turn now to the problem of a Q1D- hh systems, which can be lithographically achieved by placing repulsive electrodes on top of a heterostructure. Following the Chesi *et al.* [14] approximation, by substituting $\hat{k}_x \approx 0$, $\hat{k}_x^2 \approx \pi^2/L_w^2$ and $\hat{k}_x^3 \approx 0$ in the Hamiltonian (1), for a channel with lateral extent L_w aligned with the y axis, we get

$$\hat{H}_{R-1D}^{hh} \approx -\frac{3\pi^2}{L_w^2} \beta \sigma_y \hat{k}_y + \beta \sigma_y \hat{k}_y^3, \quad (7)$$

which is the expected dependence we want to obtain from our modelling. We simulate the additional constriction by an harmonic potential $\frac{1}{2}m_0\omega^2x^2$. The same

perturbative treatment described above, starting from the Pidgeon-Brown model in the spherical approximation and carried out for the Q2D case, enable us to derive an effective SOI-R Hamiltonian for Q1D- hh systems

$$\hat{H}_{R-1D}^{hh} = -\alpha\sigma_y\hat{k}_y + \alpha'\sigma_y\hat{k}_y^3. \quad (8)$$

Importantly, a further competitor cubic contribution arises as predicted before [12, 14]. As a bonus, an appealing concordance with foretold signs is nicely reproduced both for \hat{k}_y -linear and \hat{k}_y -cubic terms.

The SOI-R coupling parameters in (8) are given by

$$\alpha_{nn'} = -\frac{3i\hbar^4\gamma_s^2}{m_0^2} \left(\frac{Z_n^{hl} (I_n^{hl})^2 J^{hl}}{E_{nn'}^{hh} - E_{nn'}^{lh}} - \frac{Z_n^{hs} (I_n^{hs})^2 J^{hs}}{E_{nn'}^{hh} - E_{nn'}^{so}} \right), \quad (9)$$

$$\alpha'_{nn'} = -\frac{3i\hbar^4\gamma_s^2}{m_0^2} \left(\frac{Z_n^{hl} (I_n^{hl})^2 K^{hl}}{E_{nn'}^{hh} - E_{nn'}^{lh}} - \frac{Z_n^{hs} (I_n^{hs})^2 K^{hs}}{E_{nn'}^{hh} - E_{nn'}^{so}} \right), \quad (10)$$

where the subindex nn' stand for the transversal states, with eigenenergies

$$E_{nn'}^{hh, lh} = \hbar\omega\sqrt{\gamma_1 \pm \gamma_s} \left(n' + \frac{1}{2} \right) + c_n \frac{(\hbar eF)^{\frac{2}{3}}}{\sqrt[3]{2m_{hh, lh}^*}}, \quad (11)$$

$$E_{nn'}^{so} = \hbar\omega\sqrt{\gamma_1} \left(n' + \frac{1}{2} \right) + c_n \frac{(\hbar eF)^{\frac{2}{3}}}{\sqrt[3]{2m_{so}^*}} + \Delta_{SO},$$

where $\gamma_1 = \gamma_1^I - E_p/(3E_g)$.

The coefficients involved in (9)-(10) are (3) —as in the Q2D case—, along with

$$J^{hl/hs} = \frac{\sqrt{2}\sqrt{l_{hh}l_{lh,so}^3 + l_{hh}^3l_{lh,so}}}{(l_{hh}^2 + l_{lh,so}^2)^2}, \quad (12)$$

$$K^{hl/hs} = \sqrt{2} \left(\frac{l_{hh}}{l_{lh,so}} + \frac{l_{lh,so}}{l_{hh}} \right)^{-\frac{1}{2}}, \quad (13)$$

where

$$l_{hh, lh} = \sqrt{\frac{\hbar}{m_0\omega}} \sqrt{\gamma_1 \pm \gamma_s} \quad l_{so} = \sqrt{\frac{\hbar}{m_0\omega}} \sqrt{\gamma_1}. \quad (14)$$

In additions to the Airy functions (4), transversal eigenstates $\Psi_{nn'}^{hh, lh, so}(x, z) = \psi_n^{hh, lh, so}(x)\varphi_{n'}^{hh, lh, so}(z)$ comprise the properly normalized Hermite polynomials,

$$\psi_n^{hh, lh, so}(x) = \frac{1}{\sqrt{2^n n! l_{hh, lh, so} \sqrt{\pi}}} \times \mathcal{H}_n\left(\frac{x}{l_{hh, lh, so}}\right) \text{Exp} \left[-\frac{1}{2} \left(\frac{x}{l_{hh, lh, so}} \right)^2 \right]. \quad (15)$$

A similar discussion as the one proposed for the Q2D- hh coupling parameter β (2), is valid here. Both QD1- hh

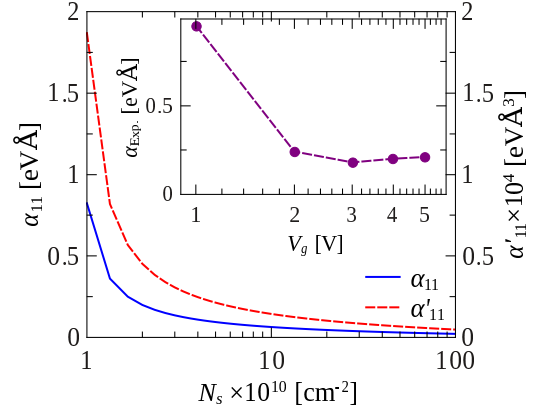


FIG. 3. (Color online) Q1D coupling parameters α_{11} (solid blue line) and α'_{11} (dashed red line) for GaAs, taken after (9) and (10) respectively. $L_w = l_{hh} = 11.8$ nm. Inset: SOI-R strength (\bullet) measured in 10 nm width holes Ge/Si core/shell nanowires from Ref. 15.

coupling parameters (9)-(10) decrease with an increasing external or intrinsic electric field, as shown Fig. 3. This trend is in qualitative accordance with the SOI-R strength measured in holes Ge/Si core/shell nanowires [15], depicted in the inset of Fig. 3. We underline that we had even recovered the same order of magnitude.

We observe a non-trivial dependence on the characteristic confinement length, $L_w = l_{hh}$ as in (14), which departs from the one in the approximation (7) [14]. Indeed, at typical densities ($N_s > 10^{11}$ cm $^{-2}$) whose channel extent along z direction is $L_z \approx 20$ nm, α and α' decrease whenever the Q1D- hh system become wider, as shown in Fig. 4 (a). However, α asymptotically tends to zero, while α' promptly turns into a plateau at the vicinity of β (7). This is intuitively clear and straightforward from (7). In short, our modelling of the Q1D- hh systems recovers the Q2D- hh case, in the limit when L_w grows. On the other hand, at low densities ($N_s = 10^{10}$ cm $^{-2}$, $L_z \approx 20$ nm), we found a critical confinement length $L_w \simeq 11$ nm where both coupling parameters exhibit an essential asymptotic discontinuity, as shown in Fig. 4 (b), which resembles a Fano-like profile. Owing to a deeper analysis, it seems that this behavior is related to the hole effective mass anisotropy. Indeed, in the spherical approximation, hh effective mass perpendicular to the growth direction ($m_{hh\perp}^* = m_0/(\gamma_1 + \gamma_s)$) is lighter than lh effective mass ($m_{lh\perp}^* = m_0/(\gamma_1 - \gamma_s)$). Thus, within the low density regime ($L_z \approx 40$ nm), the interchanged values of $m_{(hh, lh)\perp}^*$ modify $E_{nn'}^{hh, lh}$ (11), afterward the differences in (9)-(10) mutate sign, leading α and α' to diverge in the neighborhood of $L_w \approx 10$ nm. Worthwhile noticing that along the growth direction $m_{(hh, lh)\parallel}^*$ recovers its heaviest/lightest character, respectively. In addition, for narrow enough channels the cubic term vanishes as can be seen from Fig. 4 (b).

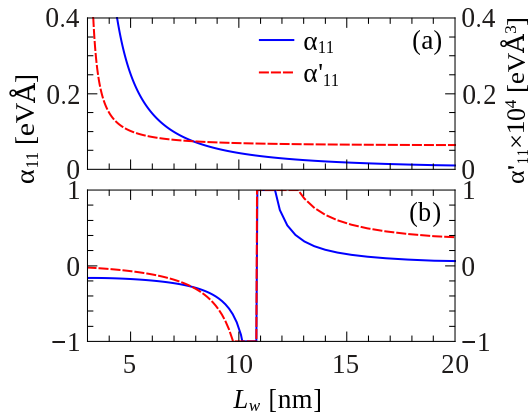


FIG. 4. (Color online) Q1D coupling parameters α_{11} (solid blue line) and α'_{11} (dashed red line) for GaAs, taken after (9) and (10) respectively, for typical ($N_s > 10^{11} \text{ cm}^{-2}$, panel (a)) and low ($N_s = 10^{10} \text{ cm}^{-2}$, panel (b)) heavy hole densities.

In summary, multiband $\mathbf{k}\cdot\mathbf{p}$ (8×8) standard Hamiltonian [20, 21], is a reliable candidate to address the SOI-R coupling modelling for heavy holes embedded in both Q2D and Q1D systems. While we recover the expected form and phenomenology of the effective Hamiltonians [6, 14], our accurate SOI-R coupling parameters derivation is confirmed by quantitative and qualitative comparison with experimental measurements. According to our modelling, further estimation procedures of these quantities in specialized semiconductor alloys are no longer needed. For Q2D- hh we found to be in a remarkable better agreement regarding previous theoretical simulations. SOI-R coupling parameter anomalous behavior is straightforward understood from our closed analytical expression. We had formally derived an effective SOI-R Hamiltonian whose cubic term is competitor to the linear one. The Q1D- hh coupling parameters also behaves anomalously, and follow recent experimental observations. In this case, we identify two different trends in the dependence with the characteristic confinement length of the nanowire. While at typical densities both coupling parameters decrease as the system become wider, tending to the Q2D case, in the low density regime they exhibit an essential asymptotic discontinuity, that may be produced by permutation of $hh-lh$ effective mass roles.

The authors thank Stefano Chesi and Andreas D. Wieck for useful comments. L.D-C thanks the hospitality of the Universidade Federal de São Carlos, Brasil and is grateful to the Cátedra Itinerante of CLAF-PLAF.

* E-mail me at: rcuan@fisica.uh.cu

† E-mail me at: ldiago@fisica.uh.cu

[1] D. D. Awschalom and M. E. Flatté, Nature Phys. **3**, 153

- (2007).
- [2] Y. A. Bychkov and E. I. Rashba, J. Phys. C: Solid State Phys. **17**, 6039 (1984); JETP Lett. **39**, 2 (1984).
- [3] S. Datta and B. Das, Appl. Phys. Lett. **56**, 665 (1990); M. G. Pala, M. Governale, J. König, U. Zülicke, and G. Iannaccone, Phys. Rev. B **69**, 045304 (2004); I. A. Shelykh, N. G. Galkin, and N. T. Bagraev, **72**, 235316 (2005); L. Diago-Cisneros and F. Mireles, J. Appl. Phys **114**, 193706 (2013).
- [4] A. D. Wieck, E. Batke, D. Heitmann, J. P. Kotthaus, and E. Bangert, Phys. Rev. Lett. **53**, 493 (1984).
- [5] L. G. Gerchikov and A. V. Subashiev, Sov. Phys. Semicond **26**, 73 (1992).
- [6] R. Winkler, H. Noh, E. Tutuc, and M. Shayegan, Phys. Rev. B **65**, 155303 (2002).
- [7] R. Winkler, *Spin-orbit coupling effects in two-dimensional electron and hole systems* (Springer-Verlag, Berlin Heidelberg, 2003).
- [8] B. Habib, M. Shayegan, and R. Winkler, Semicond. Sci. Technol. **23**, 064002 (2009).
- [9] E. A. de Andrada e Silva, G. C. La Rocca, and F. Bassani, Phys. Rev. B **50**, 8523 (1994).
- [10] C. H. L. Quay, T. L. Hughes, J. A. Sulpizio, L. N. Pfeffer, K. W. Baldwin, K. W. West, D. Goldhaber-Gordon, and R. de Picciotto, Nature Phys. **6**, 336 (2010).
- [11] M. Governale and U. Zülicke, J. Supercond. Nov. Magn. **16**, 257 (2003).
- [12] X. W. Zhang and J. B. Xia, J. Phys. D: Appl. Phys. **40**, 541 (2007).
- [13] R. Cuan and L. Diago-Cisneros, J. Appl. Phys **110**, 113705 (2011).
- [14] S. Chesi, G. F. Giuliani, L. P. Rokhinson, L. N. Pfeffer, and K. W. West, Phys. Rev. Lett. **106**, 236601 (2011).
- [15] X. J. Hao, T. Tu, G. Cao, C. Zhou, H. O. Li, G. C. Guo, W. Y. Fung, Z. Ji, G. P. Guo, and W. Lu, Nano Letters **10**, 2956 (2010).
- [16] E. I. Rashba and E. Y. Sherman, Phys. Lett. A **129**, 175 (1988).
- [17] F. Nichele, S. Chesi, S. Hennel, A. Wittmann, C. Gerl, W. Wegscheider, D. Loss, T. Ihn, and K. Ensslin, Phys. Rev. Lett. **113**, 046801 (2014).
- [18] E. A. de Andrada e Silva and G. C. la Rocca, Phys. Rev. B **67**, 165318 (2003).
- [19] V. A. Guzenko, J. Knobbe, H. Hardtdegen, T. Schäpers, and A. Bringer, Appl. Phys. Lett. **88**, 032102 (2006).
- [20] C. R. Pidgeon and N. R. Brown, Phys. Rev. **146**, 575 (1966).
- [21] A. L. Efros and M. Rosen, Phys. Rev. B **58**, 7120 (1998).
- [22] P. O. Löwdin, J. Chem. Phys. **19**, 1396 (1951).
- [23] B. Grbić, C. Ellenberger, T. Ihn, K. Ensslin, D. Reuter, and A. D. Wieck, AIP Conf. Proc. **772**, 407 (2005).
- [24] B. Grbić, *Hole transport and spin-orbit coupling in p-type GaAs nanostructures*, Ph.D. thesis, ETH Zurich (2007).
- [25] B. Grbić, R. Leturcq, T. Ihn, K. Ensslin, D. Reuter, and A. D. Wieck, Physica E **40**, 2144 (2008).
- [26] B. Grbić, R. Leturcq, T. Ihn, K. Ensslin, D. Reuter, and A. D. Wieck, Phys. Rev. B **77**, 125312 (2008).
- [27] J. P. Lu, J. B. Yau, S. P. Shukla, M. Shayegan, L. Wissinger, U. Rössler, and R. Winkler, Phys. Rev. Lett. **81**, 1282 (1998).
- [28] B. Grbić, C. Ellenberger, T. Ihn, K. Ensslin, D. Reuter, and A. D. Wieck, Appl. Phys. Lett. **85**, 2277 (2004).