

The ternary Goldbach problem

Harald Andrés Helfgott

Contents

Preface	vii
Acknowledgements	ix
1 Introduction	1
1.1 History and new developments	2
1.2 The circle method: Fourier analysis on \mathbb{Z}	6
1.3 The major arcs \mathfrak{M}	9
1.3.1 What do we really know about L -functions and their zeros?	9
1.3.2 Estimates of $\widehat{f}(\alpha)$ for α in the major arcs	10
1.4 The minor arcs \mathfrak{m}	14
1.4.1 Qualitative goals and main ideas	14
1.4.2 Combinatorial identities	16
1.4.3 Type I sums	18
1.4.4 Type II, or bilinear, sums	21
1.5 Integrals over the major and minor arcs	24
1.6 Some remarks on computations	28
2 Notation and preliminaries	31
2.1 General notation	31
2.2 Dirichlet characters and L functions	32
2.3 Fourier transforms and exponential sums	32
2.4 Mellin transforms	34
2.5 Bounds on sums of μ and Λ	35
2.6 Interval arithmetic and the bisection method	38
I Minor arcs	41
3 Introduction	43
3.1 Results	44
3.2 Comparison to earlier work	45
3.3 Basic setup	45
3.3.1 Vaughan's identity	45

3.3.2	An alternative route	47
4	Type I sums	51
4.1	Trigonometric sums	51
4.2	Type I estimates	56
4.2.1	Type I: variations	63
5	Type II sums	77
5.1	The sum S_1 : cancellation	80
5.1.1	Reduction to a sum with μ	80
5.1.2	Explicit bounds for a sum with μ	84
5.1.3	Estimating the triple sum	89
5.2	The sum S_2 : the large sieve, primes and tails	93
6	Minor-arc totals	101
6.1	The smoothing function	101
6.2	Contributions of different types	102
6.2.1	Type I terms: $S_{I,1}$	102
6.2.2	Type I terms: $S_{I,2}$	103
6.2.3	Type II terms.	107
6.3	Adjusting parameters. Calculations.	117
6.3.1	First choice of parameters: $q \leq y$	119
6.3.2	Second choice of parameters	125
6.4	Conclusion	133
II	Major arcs	135
7	Major arcs: overview and results	137
7.1	Results	138
7.2	Main ideas	140
8	The Mellin transform of the twisted Gaussian	143
8.1	How to choose a smoothing function?	145
8.2	The twisted Gaussian: overview and setup	146
8.2.1	Relation to the existing literature	146
8.2.2	General approach	147
8.3	The saddle point	149
8.3.1	The coordinates of the saddle point	149
8.3.2	The direction of steepest descent	150
8.4	The integral over the contour	152
8.4.1	A simple contour	152
8.4.2	Another simple contour	157
8.5	Conclusions	159

9	Explicit formulas	163
9.1	A general explicit formula	164
9.2	Sums and decay for the Gaussian	175
9.3	The case of $\eta_*(t)$	178
9.4	The case of $\eta_+(t)$	184
9.5	A sum for $\eta_+(t)^2$	188
9.6	A verification of zeros and its consequences	193
III	The integral over the circle	199
10	The integral over the major arcs	201
10.1	Decomposition of S_η by characters	202
10.2	The integral over the major arcs: the main term	204
10.3	The ℓ_2 norm over the major arcs	207
10.4	The integral over the major arcs: conclusion	212
11	Optimizing and adapting smoothing functions	217
11.1	The symmetric smoothing function η_\circ	218
11.1.1	The product $\eta_\circ(t)\eta_\circ(\rho - t)$	218
11.2	The smoothing function η_* : adapting minor-arc bounds	219
12	The ℓ_2 norm and the large sieve	227
12.1	Variations on the large sieve for primes	227
12.2	Bounding the quotient in the large sieve for primes	232
13	The integral over the minor arcs	245
13.1	Putting together ℓ_2 bounds over arcs and ℓ_∞ bounds	245
13.2	The minor-arc total	248
14	Conclusion	259
14.1	The ℓ_2 norm over the major arcs: explicit version	259
14.2	The total major-arc contribution	261
14.3	The minor-arc total: explicit version	267
14.4	Conclusion: proof of main theorem	275
IV	Appendices	277
A	Norms of smoothing functions	279
A.1	The decay of a Mellin transform	280
A.2	The difference $\eta_+ - \eta_\circ$ in ℓ_2 norm.	283
A.3	Norms involving η_+	285
A.4	Norms involving η'_+	286
A.5	The ℓ_∞ -norm of η_+	288

B	Norms of Fourier transforms	291
B.1	The Fourier transform of η_2''	291
B.2	Bounds involving a logarithmic factor	293
C	Sums involving Λ and ϕ	297
C.1	Sums over primes	297
C.2	Sums involving ϕ	299
D	Checking small n by checking zeros of $\zeta(s)$	305

Preface

ἐγγὺς δ' ἦν τέλος· ὁ δὲ τὸ τρίτον ἦκε χαίρει·
σὺν τῷ δ' ἐξέφυγεν θάνατον καὶ κῆρα μέλαιναν

Hesiod (?), *Ehoiai*, fr. 76.21–2 Merkelbach and West

The ternary Goldbach conjecture (or *three-prime conjecture*) states that every odd number n greater than 5 can be written as the sum of three primes. The purpose of this book is to give the first full proof of this conjecture.

The proof builds on the great advances made in the early 20th century by Hardy and Littlewood (1922) and Vinogradov (1937). Progress since then has been more gradual. In some ways, it was necessary to clear the board and start work using only the main existing ideas towards the problem, together with techniques developed elsewhere.

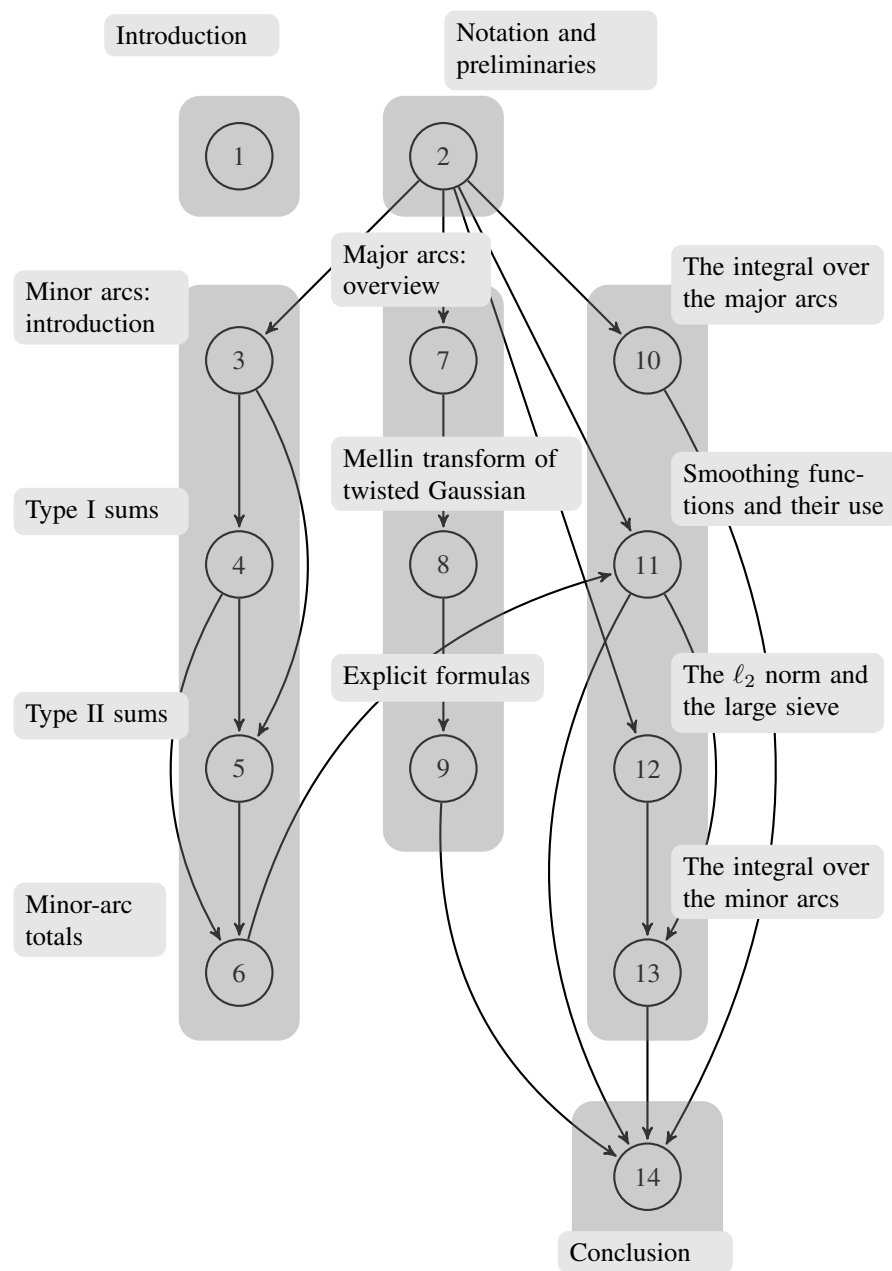
Part of the aim has been to keep the exposition as accessible as possible, with an emphasis on qualitative improvements and new technical ideas that should be of use elsewhere. The main strategy was to give an analytic approach that is efficient, relatively clean, and, as it must be for this problem, explicit; the focus does not lie in optimizing explicit constants, or in performing calculations, necessary as these tasks are.

Organization. In the introduction, after a summary of the history of the problem, we will go over a detailed outline of the proof. The rest of the book is divided in three parts, structured so that they can be read independently: the first two parts do not refer to each other, and the third part uses only the main results (clearly marked) of the first two parts.

As is the case in most proofs involving the circle method, the problem is reduced to showing that a certain integral over the “circle” \mathbb{R}/\mathbb{Z} is non-zero. The circle is divided into major arcs and minor arcs. In Part I – in some ways the technical heart of the proof – we will see how to give upper bounds on the integrand when α is in the minor arcs. Part II will provide rather precise estimates for the integrand when the variable α is in the major arcs. Lastly, Part III shows how to use these inputs as well as possible to estimate the integral.

Each part and each chapter starts with a general discussion of the strategy and the main ideas involved. Some of the more technical bounds and computations are relegated to the appendices.

Dependencies between the chapters



Acknowledgements

The author is very thankful to D. Platt, who, working in close coordination with him, provided GRH verifications in the necessary ranges, and also helped him with the usage of interval arithmetic. He is also deeply grateful to O. Ramaré, who, in reply to his requests, prepared and sent for publication several auxiliary results, and who otherwise provided much-needed feedback.

The author is also much indebted to A. Booker, B. Green, R. Heath-Brown, H. Kadiri, D. Platt, T. Tao and M. Watkins for many discussions on Goldbach's problem and related issues. Several historical questions became clearer due to the help of J. Brandes, K. Gong, R. Heath-Brown, Z. Silagadze, R. Vaughan and T. Wooley. Additional references were graciously provided by R. Bryant, S. Huntsman and I. Rezvyakova. Thanks are also due to B. Bukh, A. Granville and P. Sarnak for their valuable advice.

The introduction is largely based on the author's article for the Proceedings of the 2014 ICM [Hel14b]. That article, in turn, is based in part on the informal note [Hel13b], which was published in Spanish translation ([Hel13a], translated by M. A. Morales and the author, and revised with the help of J. Cilleruelo and M. Helfgott) and in a French version ([Hel14a], translated by M. Bilu and revised by the author). The proof first appeared as a series of preprints: [Helb], [Hela], [Helc].

Travel and other expenses were funded in part by the Adams Prize and the Philip Leverhulme Prize. The author's work on the problem started at the Université de Montréal (CRM) in 2006; he is grateful to both the Université de Montréal and the École Normale Supérieure for providing pleasant working environments. During the last stages of the work, travel was partly covered by ANR Project Caesar No. ANR-12-BS01-0011.

The present work would most likely not have been possible without free and publicly available software: SAGE, PARI, Maxima, gnuplot, VNODE-LP, PROFIL / BIAS, and, of course, L^AT_EX, Emacs, the gcc compiler and GNU/Linux in general. Some exploratory work was done in SAGE and Mathematica. Rigorous calculations used either D. Platt's interval-arithmetic package (based in part on Crlibm) or the PROFIL/BIAS interval arithmetic package underlying VNODE-LP.

The calculations contained in this paper used a nearly trivial amount of resources; they were all carried out on the author's desktop computers at home and work. However, D. Platt's computations [Plab] used a significant amount of resources, kindly donated to D. Platt and the author by several institutions. This crucial help was provided by MesoPSL (affiliated with the Observatoire de Paris and Paris Sciences et Lettres),

Université de Paris VI/VII (UPMC - DSI - Pôle Calcul), University of Warwick (thanks to Bill Hart), University of Bristol, France Grilles (French National Grid Infrastructure, DIRAC national instance), Université de Lyon 1 and Université de Bordeaux 1. Both D. Platt and the author would like to thank the donating organizations, their technical staff, and all those who helped to make these resources available to them.

Chapter 1

Introduction

The question we will discuss, or one similar to it, seems to have been first posed by Descartes, in a manuscript published only centuries after his death [Des08, p. 298]. Descartes states: “Sed & omnis numerus par fit ex uno vel duobus vel tribus primis” (“But also every even number is made out of one, two or three prime numbers.”¹.) This statement comes in the middle of a discussion of sums of polygonal numbers, such as the squares.

Statements on sums of primes and sums of values of polynomials (polygonal numbers, powers n^k , etc.) have since shown themselves to be much more than mere curiosities – and not just because they are often very difficult to prove. Whereas the study of sums of powers can rely on their algebraic structure, the study of sums of primes leads to the realization that, from several perspectives, the set of primes behaves much like the set of integers, or like a random set of integers. (It also leads to the realization that this is very hard to prove.)

If, instead of the primes, we had a random set of odd integers S whose density – an intuitive concept that can be made precise – equaled that of the primes, then we would expect to be able to write every odd number as a sum of three elements of S , and every even number as the sum of two elements of S . We would have to check by hand whether this is true for small odd and even numbers, but it is relatively easy to show that, after a long enough check, it would be very unlikely that there would be any exceptions left among the infinitely many cases left to check.

The question, then, is in what sense we need the primes to be like a random set of integers; in other words, we need to know what we can prove about the regularities of the distribution of the primes. This is one of the main questions of analytic number theory; progress on it has been very slow and difficult.

Fourier analysis expresses information on the distribution of a sequence in terms of frequencies. In the case of the primes, what may be called the main frequencies – those in the *major arcs* – correspond to the same kind of large-scale distribution that is encoded by *L-functions*, the family of functions to which the Riemann zeta function

¹Thanks are due to J. Brandes and R. Vaughan for a discussion on a possible ambiguity in the Latin wording. Descartes’ statement is mentioned (with a translation much like the one given here) in Dickson’s *History* [Dic66, Ch. XVIII].

belongs. On some of the crucial questions on L -functions, the limits of our knowledge have barely budged in the last century. There is something relatively new now, namely, rigorous numerical data of non-negligible scope; still, such data is, by definition, finite, and, as a consequence, its range of applicability is very narrow. Thus, the real question in the major-arc regime is how to use well the limited information we do have on the large-scale distribution of the primes. As we will see, this requires delicate work on explicit asymptotic analysis and smoothing functions.

Outside the main frequencies – that is, in what are called the *minor arcs* – estimates based on L -functions no longer apply, and what is remarkable is that one can say anything meaningful on the distribution of the primes. Vinogradov was the first to give unconditional, non-trivial bounds, showing that there are no great irregularities in the minor arcs; this is what makes them “minor”. Here the task is to give sharper bounds than Vinogradov. It is in this regime that we can genuinely say that we learn a little more about the distribution of the primes, based on what is essentially an elementary and highly optimized analytic-combinatorial analysis of exponential sums, i.e., Fourier coefficients given by series (supported on the primes, in our case).

The *circle method* reduces an additive problem – that is, a problems on sums, such as sums of primes, powers, etc. – to the estimation of an integral on the space of frequencies (the “circle” \mathbb{R}/\mathbb{Z}). In the case of the primes, as we have just discussed, we have precise estimates on the integrand on part of the circle (the major arcs), and upper bounds on the rest of the circle (the minor arcs). Putting them together efficiently to give an estimate on the integral is a delicate matter; we leave it for the last part, as it is really what is particular to our problem, as opposed to being of immediate general relevance to the study of the primes. As we shall see, estimating the integral well does involve using – and improving – general estimates on the variance of irregularities in the distribution of the primes, as given by the *large sieve*.

In fact, one of the main general lessons of the proof is that there is a very close relationship between the circle method and the large sieve; we will use the large sieve not just as a tool – which we shall, incidentally, sharpen in certain contexts – but as a source for ideas on how to apply the circle method more effectively.

This has been an attempt at a first look from above. Let us now undertake a more leisurely and detailed overview of the problem and its solution.

1.1 History and new developments

The history of the conjecture starts properly with Euler and his close friend, Christian Goldbach, both of whom lived and worked in Russia at the time of their correspondence – about a century after Descartes’ isolated statement. Goldbach, a man of many interests, is usually classed as a serious amateur; he seems to have awakened Euler’s passion for number theory, which would lead to the beginning of the modern era of the subject [Wei84, Ch. 3, §IV]. In a letter dated June 7, 1742, Goldbach made a conjectural statement on prime numbers, and Euler rapidly reduced it to the following conjecture, which, he said, Goldbach had already posed to him: every positive integer can be written as the sum of at most three prime numbers.

We would now say “every integer greater than 1”, since we no longer consider 1 to be a prime number. Moreover, the conjecture is nowadays split into two:

- the *weak*, or ternary, Goldbach conjecture states that every odd integer greater than 5 can be written as the sum of three primes;
- the *strong*, or binary, Goldbach conjecture states that every even integer greater than 2 can be written as the sum of two primes.

As their names indicate, the strong conjecture implies the weak one (easily: subtract 3 from your odd number n , then express $n - 3$ as the sum of two primes).

The strong conjecture remains out of reach. A short while ago – the first complete version appeared on May 13, 2013 – the author proved the weak Goldbach conjecture.

Theorem 1.1.1. *Every odd integer greater than 5 can be written as the sum of three primes.*

In 1937, I. M. Vinogradov proved [Vin37] that the conjecture is true for all odd numbers n larger than some constant C . (Hardy and Littlewood had proved the same statement under the assumption of the Generalized Riemann Hypothesis, which we shall have the chance to discuss later.)

It is clear that a computation can verify the conjecture only for $n \leq c$, c a constant: computations have to be finite. What can make a result coming from analytic number theory be valid only for $n \geq C$?

An analytic proof, generally speaking, gives us more than just existence. In this kind of problem, it gives us more than the possibility of doing something (here, writing an integer n as the sum of three primes). It gives us a rigorous estimate for the number of ways in which this *something* is possible; that is, it shows us that this number of ways equals

$$\text{main term} + \text{error term}, \quad (1.1)$$

where the main term is a precise quantity $f(n)$, and the error term is something whose absolute value is at most another precise quantity $g(n)$. If $f(n) > g(n)$, then (1.1) is non-zero, i.e., we will have shown the existence of a way to write our number as the sum of three primes.

(Since what we truly care about is existence, we are free to weigh different ways of writing n as the sum of three primes however we wish – that is, we can decide that some primes “count” twice or thrice as much as others, and that some do not count at all.)

Typically, after much work, we succeed in obtaining (1.1) with $f(n)$ and $g(n)$ such that $f(n) > g(n)$ asymptotically, that is, for n large enough. To give a highly simplified example: if, say, $f(n) = n^2$ and $g(n) = 100n^{3/2}$, then $f(n) > g(n)$ for $n > C$, where $C = 10^4$, and so the number of ways (1.1) is positive for $n > C$.

We want a moderate value of C , that is, a C small enough that all cases $n \leq C$ can be checked computationally. To ensure this, we must make the error term bound $g(n)$ as small as possible. This is our main task. A secondary (and sometimes neglected) possibility is to rig the weights so as to make the main term $f(n)$ larger in comparison to $g(n)$; this can generally be done only up to a certain point, but is nonetheless very helpful.

As we said, the first unconditional proof that odd numbers $n \geq C$ can be written as the sum of three primes is due to Vinogradov. Analytic bounds fall into several categories, or stages; quite often, successive versions of the same theorem will go through successive stages.

1. An *ineffective* result shows that a statement is true for some constant C , but gives no way to determine what the constant C might be. Vinogradov's first proof of his theorem (in [Vin37]) is like this: it shows that there exists a constant C such that every odd number $n > C$ is the sum of three primes, yet give us no hope of finding out what the constant C might be.² Many proofs of Vinogradov's result in textbooks are also of this type.
2. An *effective*, but not explicit, result shows that a statement is true for some unspecified constant C in a way that makes it clear that a constant C could in principle be determined following and reworking the proof with great care. Vinogradov's later proof ([Vin47], translated in [Vin54]) is of this nature. As Chudakov [Chu47, §IV.2] pointed out, the improvement on [Vin37] given by Mardzhanishvili [Mar41] already had the effect of making the result effective.³
3. An *explicit* result gives a value of C . According to [Chu47, p. 201], the first explicit version of Vinogradov's result was given by Borodzkin in his unpublished doctoral dissertation, written under the direction of Vinogradov (1939): $C = \exp(\exp(\exp(41.96)))$. Such a result is, by definition, also effective. Borodzkin later [Bor56] gave the value $C = e^{e^{16.038}}$, though he does not seem to have published the proof. The best – that is, smallest – value of C known before the present work was that of Liu and Wang [LW02]: $C = 2 \cdot 10^{1346}$.
4. What we may call an *efficient* proof gives a reasonable value for C – in our case, a value small enough that checking all cases up to C is feasible.

How far were we from an efficient proof? That is, what sort of computation could ever be feasible? The situation was paradoxical: the conjecture was known above an explicit C , but $C = 2 \cdot 10^{1346}$ is so large that it could not be said that the problem could be attacked by any foreseeable computational means within our physical universe. (A truly brute-force verification up to C takes at least C steps; a cleverer verification takes well over \sqrt{C} steps. The number of picoseconds since the beginning of the universe is less than 10^{30} , whereas the number of protons in the observable universe is currently estimated at $\sim 10^{80}$ [Shu92]; this limits the number of steps that can be taken in any currently imaginable computer, even if it were to do parallel processing on an astronomical scale.) Thus, the only way forward was a series of drastic improvements in the mathematical, rather than computational, side.

I gave a proof with $C = 10^{29}$ in May 2013. Since D. Platt and I had verified the conjecture for all odd numbers up to $n \leq 8.8 \cdot 10^{30}$ by computer [HP13], this established the conjecture for all odd numbers n .

²Here, as is often the case in ineffective results in analytic number theory, the underlying issue is that of *Siegel zeros*, which are believed not to exist, but have not been shown not to; the strongest bounds on (i.e., against) such zeros are ineffective, and so are all of the many results using such estimates.

³The proof in [Mar41] combined the bounds in [Vin37] with a more careful accounting of the effect of the single possible Siegel zero within range.

(In December 2013, I reduced C to 10^{27} . The verification of the ternary Goldbach conjecture up to $n \leq 10^{27}$ can be done on a home computer over a weekend, as of the time of writing (2014). It must be said that this uses the verification of the binary Goldbach conjecture for $n \leq 4 \cdot 10^{18}$ [OeSHP14], which itself required computational resources far outside the home-computing range. Checking the conjecture up to $n \leq 10^{27}$ was not even the main computational task that needed to be accomplished to establish the Main Theorem – that task was the finite verification of zeros of L -functions in [Plab], a general-purpose computation that should be useful elsewhere.)

What was the strategy of the proof? The basic framework is the one pioneered by Hardy and Littlewood for a variety of problems – namely, the *circle method*, which, as we shall see, is an application of Fourier analysis over \mathbb{Z} . (There are other, later routes to Vinogradov’s result; see [HB85], [FI98] and especially the recent work [Sha14], which avoids using anything about zeros of L -functions inside the critical strip.) Vinogradov’s proof, like much of the later work on the subject, was based on a detailed analysis of exponential sums, i.e., Fourier transforms over \mathbb{Z} . So is the proof that we will sketch.

At the same time, the distance between $2 \cdot 10^{1346}$ and 10^{27} is such that we cannot hope to get to 10^{27} (or any other reasonable constant) by fine-tuning previous work. Rather, we must work from scratch, using the basic outline in Vinogradov’s original proof and other, initially unrelated, developments in analysis and number theory (notably, the large sieve). Merely improving constants will not do; rather, we must do qualitatively better than previous work (by non-constant factors) if we are to have any chance to succeed. It is on these qualitative improvements that we will focus.

* * *

It is only fair to review some of the progress made between Vinogradov’s time and ours. Here we will focus on results; later, we will discuss some of the progress made in the techniques of proof. See [Dic66, Ch. XVIII] for the early history of the problem (before Hardy and Littlewood); see R. Vaughan’s ICM lecture notes on the ternary Goldbach problem [Vau80] for some further details on the history up to 1978.

In 1933, Schnirelmann proved [Sch33] that every integer $n > 1$ can be written as the sum of at most K primes for some unspecified constant K . (This pioneering work is now considered to be part of the early history of additive combinatorics.) In 1969, Klimov gave an explicit value for K (namely, $K = 6 \cdot 10^9$); he later improved the constant to $K = 115$ (with G. Z. Piltay and T. A. Sheptickaja) and $K = 55$. Later, there were results by Vaughan [Vau77a] ($K = 27$), Deshouillers [Des77] ($K = 26$) and Riesel-Vaughan [RV83] ($K = 19$).

Ramaré showed in 1995 that every even number $n > 1$ can be written as the sum of at most 6 primes [Ram95]. In 2012, Tao proved [Tao14] that every odd number $n > 1$ is the sum of at most 5 primes.

There have been other avenues of attack towards the strong conjecture. Using ideas close to those of Vinogradov’s, Chudakov [Chu37], [Chu38], Estermann [Est37] and van der Corput [van37] proved (independently from each other) that almost every even number (meaning: all elements of a subset of density 1 in the even numbers) can be written as the sum of two primes. In 1973, J.-R. Chen showed [Che73] that every even

number n larger than a constant C can be written as the sum of a prime number and the product of at most two primes ($n = p_1 + p_2$ or $n = p_1 + p_2 p_3$). Incidentally, J.-R. Chen himself, together with T.-Z. Wang, was responsible for the best bounds on C (for ternary Goldbach) before Lui and Wang: $C = \exp(\exp(11.503)) < 4 \cdot 10^{43000}$ [CW89] and $C = \exp(\exp(9.715)) < 6 \cdot 10^{7193}$ [CW96].

Matters are different if one assumes the Generalized Riemann Hypothesis (GRH). A careful analysis [Eff99] of Hardy and Littlewood's work [HL22] gives that every odd number $n \geq 1.24 \cdot 10^{50}$ is the sum of three primes if GRH is true⁴. According to [Eff99], the same statement with $n \geq 10^{32}$ was proven in the unpublished doctoral dissertation of B. Lucke, a student of E. Landau's, in 1926. Zinoviev [Zin97] improved this to $n \geq 10^{20}$. A computer check ([DEtRZ97]; see also [Sao98]) showed that the conjecture is true for $n < 10^{20}$, thus completing the proof of the ternary Goldbach conjecture under the assumption of GRH. What was open until now was, of course, the problem of giving an unconditional proof.

1.2 The circle method: Fourier analysis on \mathbb{Z}

It is common for a first course on Fourier analysis to focus on functions over the reals satisfying $f(x) = f(x + 1)$, or, what is the same, functions $f : \mathbb{R}/\mathbb{Z} \rightarrow \mathbb{C}$. Such a function (unless it is fairly pathological) has a Fourier series converging to it; this is just the same as saying that f has a Fourier transform $\hat{f} : \mathbb{Z} \rightarrow \mathbb{C}$ defined by $\hat{f}(n) = \int_{\mathbb{R}/\mathbb{Z}} f(\alpha) e(-\alpha n) d\alpha$ and satisfying $f(\alpha) = \sum_{n \in \mathbb{Z}} \hat{f}(n) e(\alpha n)$ (*Fourier inversion theorem*), where $e(t) = e^{2\pi i t}$.

In number theory, we are especially interested in functions $f : \mathbb{Z} \rightarrow \mathbb{C}$. Then things are exactly the other way around: provided that f decays reasonably fast as $n \rightarrow \pm\infty$ (or becomes 0 for n large enough), f has a Fourier transform $\hat{f} : \mathbb{R}/\mathbb{Z} \rightarrow \mathbb{C}$ defined by $\hat{f}(\alpha) = \sum_n f(n) e(-\alpha n)$ and satisfying $f(n) = \int_{\mathbb{R}/\mathbb{Z}} \hat{f}(\alpha) e(\alpha n) d\alpha$. (Highbrow talk: we already knew that \mathbb{Z} is the Fourier dual of \mathbb{R}/\mathbb{Z} , and so, of course, \mathbb{R}/\mathbb{Z} is the Fourier dual of \mathbb{Z} .) “Exponential sums” (or “trigonometrical sums”, as in the title of [Vin54]) are sums of the form $\sum_n f(\alpha) e(-\alpha n)$; of course, the “circle” in “circle method” is just a name for \mathbb{R}/\mathbb{Z} . (To see an actual circle in the complex plane, look at the image of \mathbb{R}/\mathbb{Z} under the map $\alpha \mapsto e(\alpha)$.)

The study of the Fourier transform \hat{f} is relevant to additive problems in number theory, i.e., questions on the number of ways of writing n as a sum of k integers of a particular form. Why? One answer could be that \hat{f} gives us information about the “randomness” of f ; if f were the characteristic function of a random set, then $\hat{f}(\alpha)$ would be very small outside a sharp peak at $\alpha = 0$.

We can also give a more concrete and immediate answer. Recall that, in general, the Fourier transform of a convolution equals the product of the transforms; over \mathbb{Z} ,

⁴In fact, Hardy, Littlewood and Effinger use an assumption somewhat weaker than GRH: they assume that Dirichlet L -functions have no zeroes satisfying $\Re(s) \geq \theta$, where $\theta < 3/4$ is arbitrary. (We will review Dirichlet L -functions in a minute.)

this means that for the additive convolution

$$(f * g)(n) = \sum_{\substack{m_1, m_2 \in \mathbb{Z} \\ m_1 + m_2 = n}} f(m_1)g(m_2),$$

the Fourier transform satisfies the simple rule

$$\widehat{f * g}(\alpha) = \widehat{f}(\alpha) \cdot \widehat{g}(\alpha).$$

We can see right away from this that $(f * g)(n)$ can be non-zero only if n can be written as $n = m_1 + m_2$ for some m_1, m_2 such that $f(m_1)$ and $g(m_2)$ are non-zero. Similarly, $(f * g * h)(n)$ can be non-zero only if n can be written as $n = m_1 + m_2 + m_3$ for some m_1, m_2, m_3 such that $f(m_1)$, $g(m_2)$ and $h(m_3)$ are all non-zero. This suggests that, to study the ternary Goldbach problem, we define $f_1, f_2, f_3 : \mathbb{Z} \rightarrow \mathbb{C}$ so that they take non-zero values only at the primes.

Hardy and Littlewood defined $f_1(n) = f_2(n) = f_3(n) = 0$ for n non-prime (and also for $n \leq 0$), and $f_1(n) = f_2(n) = f_3(n) = (\log n)e^{-n/x}$ for n prime (where x is a parameter to be fixed later). Here the factor $e^{-n/x}$ is there to provide “fast decay”, so that everything converges; as we will see later, Hardy and Littlewood’s choice of $e^{-n/x}$ (rather than some other function of fast decay) comes across in hindsight as being very clever, though not quite best-possible. (Their “choice” was, to some extent, not a choice, but an artifact of their version of the circle method, which was framed in terms of power series, not in terms of exponential sums with arbitrary smoothing functions.) The term $\log n$ is there for technical reasons – in essence, it makes sense to put it there because a random integer around n has a chance of about $1/(\log n)$ of being prime.

We can see that $(f_1 * f_2 * f_3)(n) \neq 0$ if and only if n can be written as the sum of three primes. Our task is then to show that $(f_1 * f_2 * f_3)(n)$ (i.e., $(f * f * f)(n)$) is non-zero for every n larger than a constant $C \sim 10^{27}$. Since the transform of a convolution equals a product of transforms,

$$(f_1 * f_2 * f_3)(n) = \int_{\mathbb{R}/\mathbb{Z}} \widehat{f_1 * f_2 * f_3}(\alpha) e(\alpha n) d\alpha = \int_{\mathbb{R}/\mathbb{Z}} (\widehat{f_1} \widehat{f_2} \widehat{f_3})(\alpha) e(\alpha n) d\alpha. \quad (1.2)$$

Our task is thus to show that the integral $\int_{\mathbb{R}/\mathbb{Z}} (\widehat{f_1} \widehat{f_2} \widehat{f_3})(\alpha) e(\alpha n) d\alpha$ is non-zero.

As it happens, $\widehat{f}(\alpha)$ is particularly large when α is close to a rational with small denominator. Moreover, for such α , it turns out we can actually give rather precise estimates for $\widehat{f}(\alpha)$. Define \mathfrak{M} (called the set of *major arcs*) to be a union of narrow arcs around the rationals with small denominator:

$$\mathfrak{M} = \bigcup_{q \leq r} \bigcup_{\substack{a \bmod q \\ (a, q) = 1}} \left(\frac{a}{q} - \frac{1}{qQ}, \frac{a}{q} + \frac{1}{qQ} \right),$$

where Q is a constant times x/r , and r will be set later. (This is a slight simplification: the major-arc set we will actually use in the course of the proof will be a little different,

due to a distinction between odd and even q .) We can write

$$\int_{\mathbb{R}/\mathbb{Z}} (\widehat{f}_1 \widehat{f}_2 \widehat{f}_3)(\alpha) e(\alpha n) d\alpha = \int_{\mathfrak{M}} (\widehat{f}_1 \widehat{f}_2 \widehat{f}_3)(\alpha) e(\alpha n) d\alpha + \int_{\mathfrak{m}} (\widehat{f}_1 \widehat{f}_2 \widehat{f}_3)(\alpha) e(\alpha n) d\alpha, \quad (1.3)$$

where \mathfrak{m} is the complement $(\mathbb{R}/\mathbb{Z}) \setminus \mathfrak{M}$ (called *minor arcs*).

Now, we simply do not know how to give precise estimates for $\widehat{f}(\alpha)$ when α is in \mathfrak{m} . However, as Vinogradov realized, one can give reasonable upper bounds on $|\widehat{f}(\alpha)|$ for $\alpha \in \mathfrak{m}$. This suggests the following strategy: show that

$$\int_{\mathfrak{m}} |\widehat{f}_1(\alpha)| |\widehat{f}_2(\alpha)| |\widehat{f}_3(\alpha)| d\alpha < \int_{\mathfrak{M}} \widehat{f}_1(\alpha) \widehat{f}_2(\alpha) \widehat{f}_3(\alpha) e(\alpha n) d\alpha. \quad (1.4)$$

By (1.2) and (1.3), this will imply immediately that $(f_1 * f_2 * f_3)(n) > 0$, and so we will be done.

The name of *circle method* is given to the study of additive problems by means of Fourier analysis over \mathbb{Z} , and, in particular, to the use of a subdivision of the circle \mathbb{R}/\mathbb{Z} into major and minor arcs to estimate the integral of a Fourier transform. There was a “circle” already in Hardy and Ramanujan’s work [HR00], but the subdivision into major and minor arcs is due to Hardy and Littlewood, who also applied their method to a wide variety of additive problems. (Hence “the Hardy-Littlewood method” as an alternative name for the circle method.) For instance, before working on the ternary Goldbach conjecture, they studied the question of whether every $n > C$ can be written as the sum of k th powers (Waring’s problem). In fact, they used a subdivision into major and minor arcs to study Waring’s problem, and not for the ternary Goldbach problem: they had no minor-arc bounds for ternary Goldbach, and their use of GRH had the effect of making every $\alpha \in \mathbb{R}/\mathbb{Z}$ yield to a major-arc treatment.

Vinogradov worked with finite exponential sums, i.e., f_i compactly supported. From today’s perspective, it is clear that there are applications (such as ours) in which it can be more important for f_i to be smooth than compactly supported; still, Vinogradov’s simplifications were an incentive to further developments. In the case of the ternary Goldbach’s problem, his key contribution consisted in the fact that he could give bounds on $\widehat{f}(\alpha)$ for α in the minor arcs without using GRH.

An important note: in the case of the binary Goldbach conjecture, the method fails at (1.4), and not before; if our understanding of the actual value of $\widehat{f}_i(\alpha)$ is at all correct, it is simply not true in general that

$$\int_{\mathfrak{m}} |\widehat{f}_1(\alpha)| |\widehat{f}_2(\alpha)| d\alpha < \int_{\mathfrak{M}} \widehat{f}_1(\alpha) \widehat{f}_2(\alpha) e(\alpha n) d\alpha.$$

Let us see why this is not surprising. Set $f_1 = f_2 = f_3 = f$ for simplicity, so that we have the integral of the square $(\widehat{f}(\alpha))^2$ for the binary problem, and the integral of the cube $(\widehat{f}(\alpha))^3$ for the ternary problem. Squaring, like cubing, amplifies the peaks of $\widehat{f}(\alpha)$, which are at the rationals of small denominator and their immediate neighborhoods (the major arcs); however, cubing amplifies the peaks much more than squaring. This is why, even though the arcs making up \mathfrak{M} are very narrow, $\int_{\mathfrak{M}} (\widehat{f}(\alpha))^3 e(\alpha n) d\alpha$

is larger than $\int_{\mathfrak{m}} |\widehat{f}(\alpha)|^3 d\alpha$; that explains the name *major arcs* – they are not large, but they give the major part of the contribution. In contrast, squaring amplifies the peaks less, and this is why the absolute value of $\int_{\mathfrak{M}} \widehat{f}(\alpha)^2 e(\alpha n) d\alpha$ is in general smaller than $\int_{\mathfrak{m}} |\widehat{f}(\alpha)|^2 d\alpha$. As nobody knows how to prove a precise estimate (and, in particular, lower bounds) on $\widehat{f}(\alpha)$ for $\alpha \in \mathfrak{m}$, the binary Goldbach conjecture is still very much out of reach.

To prove the ternary Goldbach conjecture, it is enough to estimate both sides of (1.4) for carefully chosen f_1, f_2, f_3 , and compare them. This is our task from now on.

1.3 The major arcs \mathfrak{M}

1.3.1 What do we really know about L -functions and their zeros?

Before we start, let us give a very brief review of basic analytic number theory (in the sense of, say, [Dav67]). A *Dirichlet character* $\chi : \mathbb{Z} \rightarrow \mathbb{C}$ of modulus q is a character of $(\mathbb{Z}/q\mathbb{Z})^*$ lifted to \mathbb{Z} . (In other words, $\chi(n) = \chi(n+q)$ for all n , $\chi(ab) = \chi(a)\chi(b)$ for all a, b and $\chi(n) = 0$ for $(n, q) \neq 1$.) A *Dirichlet L -series* is defined by

$$L(s, \chi) = \sum_{n=1}^{\infty} \chi(n) n^{-s}$$

for $\Re(s) > 1$, and by analytic continuation for $\Re(s) \leq 1$. (The Riemann zeta function $\zeta(s)$ is the L -function for the trivial character, i.e., the character χ such that $\chi(n) = 1$ for all n .) Taking logarithms and then derivatives, we see that

$$-\frac{L'(s, \chi)}{L(s, \chi)} = \sum_{n=1}^{\infty} \chi(n) \Lambda(n) n^{-s}, \quad (1.5)$$

for $\Re(s) > 1$, where Λ is the *von Mangoldt function* ($\Lambda(n) = \log p$ if n is some prime power p^α , $\alpha \geq 1$, and $\Lambda(n) = 0$ otherwise).

Dirichlet introduced his characters and L -series so as to study primes in arithmetic progressions. In general, and after some work, (1.5) allows us to restate many sums over the primes (such as our Fourier transforms $\widehat{f}(\alpha)$) as sums over the zeros of $L(s, \chi)$. A *non-trivial zero* of $L(s, \chi)$ is a zero of $L(s, \chi)$ such that $0 < \Re(s) < 1$. (The other zeros are called trivial because we know where they are, namely, at negative integers and, in some cases, also on the line $\Re(s) = 0$. In order to eliminate all zeros on $\Re(s) = 0$ outside $s = 0$, it suffices to assume that χ is *primitive*; a primitive character modulo q is one that is not induced by (i.e., not the restriction of) any character modulo $d|q$, $d < q$.)

The Generalized Riemann Hypothesis for Dirichlet L -functions is the statement that, for every Dirichlet character χ , every non-trivial zero of $L(s, \chi)$ satisfies $\Re(s) = 1/2$. Of course, the Generalized Riemann Hypothesis (GRH) – and the Riemann Hypothesis, which is the special case of χ trivial – remains unproven. Thus, if we want to prove unconditional statements, we need to make do with partial results towards GRH. Two kinds of such results have been proven:

- **Zero-free regions.** Ever since the late nineteenth century (Hadamard, de la Vallée-Poussin) we have known that there are hourglass-shaped regions (more precisely, of the shape $\frac{c}{\log t} \leq \sigma \leq 1 - \frac{c}{\log t}$, where c is a constant and where we write $s = \sigma + it$) outside which non-trivial zeros cannot lie. Explicit values for c are known [McC84b], [Kad05], [Kad]. There is also the Vinogradov-Korobov region [Kor58], [Vin58], which is broader asymptotically but narrower in most of the practical range (see [For02], however).
- **Finite verifications of GRH.** It is possible to (ask a computer to) prove small, finite fragments of GRH, in the sense of verifying that all non-trivial zeros of a given finite set of L -functions with imaginary part less than some constant H lie on the critical line $\Re(s) = 1/2$. Such verifications go back to Riemann, who checked the first few zeros of $\zeta(s)$. Large-scale, rigorous computer-based verifications are now a possibility.

Most work in the literature follows the first alternative, though [Tao14] did use a finite verification of RH (i.e., GRH for the trivial character). Unfortunately, zero-free regions seem too narrow to be useful for the ternary Goldbach problem. Thus, we are left with the second alternative.

In coordination with the present work, Platt [Plab] verified that all zeros s of L -functions for characters χ with modulus $q \leq 300000$ satisfying $\Im(s) \leq H_q$ lie on the line $\Re(s) = 1/2$, where

- $H_q = 10^8/q$ for q odd, and
- $H_q = \max(10^8/q, 200 + 7.5 \cdot 10^7/q)$ for q even.

This was a medium-large computation, taking a few hundreds of thousands of core-hours on a parallel computer. It used *interval arithmetic* for the sake of rigor; we will later discuss what this means.

The choice to use a finite verification of GRH, rather than zero-free regions, had consequences on the manner in which the major and minor arcs had to be chosen. As we shall see, such a verification can be used to give very precise bounds on the major arcs, but also forces us to define them so that they are narrow and their number is constant. To be precise: the major arcs were defined around rationals a/q with $q \leq r$, $r = 300000$; moreover, as will become clear, the fact that H_q is finite will force their width to be bounded by $c_0 r/qx$, where c_0 is a constant (say $c_0 = 8$).

1.3.2 Estimates of $\widehat{f}(\alpha)$ for α in the major arcs

Recall that we want to estimate sums of the type $\widehat{f}(\alpha) = \sum f(n)e(-\alpha n)$, where $f(n)$ is something like $(\log n)\eta(n/x)$ for n equal to a prime, and 0 otherwise; here $\eta : \mathbb{R} \rightarrow \mathbb{C}$ is some function of fast decay, such as Hardy and Littlewood's choice,

$$\eta(t) = \begin{cases} e^{-t} & \text{for } t \geq 0, \\ 0 & \text{for } t < 0. \end{cases}$$

Let us modify this just a little – we will actually estimate

$$S_\eta(\alpha, x) = \sum \Lambda(n) e(\alpha n) \eta(n/x), \quad (1.6)$$

where Λ is the von Mangoldt function (as in (1.5)). The use of α rather than $-\alpha$ is just a bow to tradition, as is the use of the letter S (for “sum”); however, the use of $\Lambda(n)$ rather than just plain $\log p$ does actually simplify matters.

The function η here is sometimes called a *smoothing function* or simply a *smoothing*. It will indeed be helpful for it to be smooth on $(0, \infty)$, but, in principle, it need not even be continuous. (Vinogradov’s work implicitly uses, in effect, the “brutal truncation” $1_{[0,1]}(t)$, defined to be 1 when $t \in [0, 1]$ and 0 otherwise; that would be fine for the minor arcs, but, as it will become clear, it is a bad idea as far as the major arcs are concerned.)

Assume α is on a major arc, meaning that we can write $\alpha = a/q + \delta/x$ for some a/q (q small) and some δ (with $|\delta|$ small). We can write $S_\eta(\alpha, x)$ as a linear combination

$$S_\eta(\alpha, x) = \sum_\chi c_\chi S_{\eta, \chi} \left(\frac{\delta}{x}, x \right) + \text{tiny error term}, \quad (1.7)$$

where

$$S_{\eta, \chi} \left(\frac{\delta}{x}, x \right) = \sum \Lambda(n) \chi(n) e(\delta n/x) \eta(n/x). \quad (1.8)$$

In (1.7), χ runs over primitive Dirichlet characters of moduli $d|q$, and c_χ is small ($|c_\chi| \leq \sqrt{d}/\phi(q)$).

Why are we expressing the sums $S_\eta(\alpha, x)$ in terms of the sums $S_{\eta, \chi}(\delta/x, x)$, which look more complicated? The argument has become δ/x , whereas before it was α . Here δ is relatively small – smaller than the constant $c_0 r$, in our setup. In other words, $e(\delta n/x)$ will go around the circle a bounded number of times as n goes from 1 up to a constant times x (by which time $\eta(n/x)$ has become small, because η is of fast decay). This makes the sums much easier to estimate.

To estimate the sums $S_{\eta, \chi}$, we will use L -functions, together with one of the most common tools of analytic number theory, the Mellin transform. This transform is essentially a Laplace transform with a change of variables, and a Laplace transform, in turn, is a Fourier transform taken on a vertical line in the complex plane. For f of fast enough decay, the Mellin transform $F = Mf$ of f is given by

$$F(s) = \int_0^\infty f(t) t^s \frac{dt}{t};$$

we can express f in terms of F by the *Mellin inversion formula*

$$f(t) = \frac{1}{2\pi i} \int_{\sigma-i\infty}^{\sigma+i\infty} F(s) t^{-s} ds$$

for any σ within an interval. We can thus express $e(\delta t) \eta(t)$ in terms of its Mellin transform F_δ and then use (1.5) to express $S_{\eta, \chi}$ in terms of F_δ and $L'(s, \chi)/L(s, \chi)$;

shifting the integral in the Mellin inversion formula to the left, we obtain what is known in analytic number theory as an *explicit formula*:

$$S_{\eta,\chi}(\delta/x, x) = [\widehat{\eta}(-\delta)x] - \sum_{\rho} F_{\delta}(\rho)x^{\rho} + \text{tiny error term.}$$

Here the term between brackets appears only for χ trivial. In the sum, ρ goes over all non-trivial zeroes of $L(s, \chi)$, and F_{δ} is the Mellin transform of $e(\delta t)\eta(t)$. (The tiny error term comes from a sum over the trivial zeroes of $L(s, \chi)$.) We will obtain the estimate we desire if we manage to show that the sum over ρ is small.

The point is this: if we verify GRH for $L(s, \chi)$ up to imaginary part H , i.e., if we check that all zeroes ρ of $L(s, \chi)$ with $|\Im(\rho)| \leq H$ satisfy $\Re(\rho) = 1/2$, we have $|x^{\rho}| = \sqrt{x}$. In other words, x^{ρ} is very small (compared to x). However, for any ρ whose imaginary part has absolute value greater than H , we know next to nothing about its real part, other than $0 \leq \Re(\rho) \leq 1$. (Zero-free regions are notoriously weak for $\Im(\rho)$ large; we will not use them.) Hence, our only chance is to make sure that $F_{\delta}(\rho)$ is very small when $|\Im(\rho)| \geq H$.

This has to be true for both δ very small (including the case $\delta = 0$) and for δ not so small ($|\delta|$ up to $c_0 r/q$, which can be large because r is a large constant). How can we choose η so that $F_{\delta}(\rho)$ is very small in both cases for $\tau = \Im(\rho)$ large?

The method of *stationary phase* is useful as an exploratory tool here. In brief, it suggests (and can sometimes prove) that the main contribution to the integral

$$F_{\delta}(t) = \int_0^{\infty} e(\delta t)\eta(t)t^s \frac{dt}{t} \quad (1.9)$$

can be found where the phase of the integrand has derivative 0. This happens when $t = -\tau/2\pi\delta$ (for $\text{sgn}(\tau) \neq \text{sgn}(\delta)$); the contribution is then a moderate factor times $\eta(-\tau/2\pi\delta)$. In other words, if $\text{sgn}(\tau) \neq \text{sgn}(\delta)$ and δ is not too small ($|\delta| \geq 8$, say), $F_{\delta}(\sigma + i\tau)$ behaves like $\eta(-\tau/2\pi\delta)$; if δ is small ($|\delta| < 8$), then F_{δ} behaves like F_0 , which is the Mellin transform $M\eta$ of η . Here is our goal, then: the decay of $\eta(t)$ as $|t| \rightarrow \infty$ should be as fast as possible, and the decay of the transform $M\eta(\sigma + i\tau)$ should also be as fast as possible.

This is a classical dilemma, often called the *uncertainty principle* because it is the mathematical fact underlying the physical principle of the same name: you cannot have a function η that decreases extremely rapidly and whose Fourier transform (or, in this case, its Mellin transform) also decays extremely rapidly.

What does “extremely rapidly” mean here? It means (as Hardy himself proved) “faster than any exponential e^{-Ct} ”. Thus, Hardy and Littlewood’s choice $\eta(t) = e^{-t}$ seems essentially optimal at first sight.

However, it is not optimal. We can choose η so that $M\eta$ decreases exponentially (with a constant C somewhat worse than for $\eta(t) = e^{-t}$), but η decreases faster than exponentially. This is a particularly appealing possibility because it is $t/|\delta|$, and not so much t , that risks being fairly small. (To be explicit: say we check GRH for characters of modulus q up to $H_q \sim 50 \cdot c_0 r/q \geq 50|\delta|$. Then we only know that $|\tau/2\pi\delta| \gtrsim 8$. So, for $\eta(t) = e^{-t}$, $\eta(-\tau/2\pi\delta)$ may be as large as e^{-8} , which is not negligible. Indeed, since this term will be multiplied later by other terms, e^{-8} is simply not small

enough. On the other hand, we can assume that $H_q \geq 200$ (say), and so $M\eta(s) \sim e^{-(\pi/2)|\tau|}$ is completely negligible, and will remain negligible even if we replace $\pi/2$ by a somewhat smaller constant.)

We shall take $\eta(t) = e^{-t^2/2}$ (that is, the Gaussian). This is not the only possible choice, but it is in some sense natural. It is easy to show that the Mellin transform F_δ for $\eta(t) = e^{-t^2/2}$ is a multiple of what is called a *parabolic cylinder function* $U(a, z)$ with imaginary values for z . There are plenty of estimates on parabolic cylinder functions in the literature – but mostly for a and z real, in part because that is one of the cases occurring most often in applications. There are some asymptotic expansions and estimates for $U(a, z)$, a, z , general, due to Olver [Olv58], [Olv59], [Olv61], [Olv65], but unfortunately they come without fully explicit error terms for a and z within our range of interest. (The same holds for [TV03].)

In the end, I derived bounds for F_δ using the *saddle-point method*. (The method of stationary phase, which we used to choose η , seems to lead to error terms that are too large.) The saddle-point method consists, in brief, in changing the contour of an integral to be bounded (in this case, (1.9)) so as to minimize the maximum of the integrand. (To use a metaphor in [dB81]: find the lowest mountain pass.)

Here we strive to get clean bounds, rather than the best possible constants. Consider the case $k = 0$ of Corollary 8.0.2 with $k = 0$; it states the following. For $s = \sigma + i\tau$ with $\sigma \in [0, 1]$ and $|\tau| \geq \max(100, 4\pi^2|\delta|)$, we obtain that the Mellin transform F_δ of $\eta(t)e(\delta t)$ with $\eta(t) = e^{-t^2/2}$ satisfies

$$|F_\delta(s+k)| + |F_\delta((1-s)+k)| \leq \begin{cases} 3.001e^{-0.1065(\frac{2|\tau|}{|\ell|})^2} & \text{if } 4|\tau|/\ell^2 < 3/2. \\ 3.286e^{-0.1598|\tau|} & \text{if } 4|\tau|/\ell^2 \geq 3/2. \end{cases} \quad (1.10)$$

Similar bounds hold for σ in other ranges, thus giving us estimates on the Mellin transform F_δ for $\eta(t) = t^k e^{-t^2/2}$ and σ in the critical range $[0, 1]$. (We could do a little better if we knew the value of σ , but, in our applications, we do not, once we leave the range in which GRH has been checked. We will give a bound (Theorem 8.0.1) that does take σ into account, and also reflects and takes advantage of the fact that there is a transitional region around $|\tau| \sim (3/2)(\pi/\delta)^2$; in practice, however, we will use Cor. 8.0.2.)

A moment's thought shows that we can also use (1.10) to deal with the Mellin transform of $\eta(t)e(\delta t)$ for any function of the form $\eta(t) = e^{-t^2/2}g(t)$ (or, more generally, $\eta(t) = t^k e^{-t^2/2}g(t)$), where $g(t)$ is any *band-limited function*. By a band-limited function, we could mean a function whose Fourier transform is compactly supported; while that is a plausible choice, it turns out to be better to work with functions that are band-limited with respect to the Mellin transform – in the sense of being of the form

$$g(t) = \int_{-R}^R h(r)t^{-ir} dr,$$

where $h : \mathbb{R} \rightarrow \mathbb{C}$ is supported on a compact interval $[-R, R]$, with R not too large (say $R = 200$). What happens is that the Mellin transform of the product $e^{-t^2/2}g(t)e(\delta t)$ is a convolution of the Mellin transform $F_\delta(s)$ of $e^{-t^2/2}e(\delta t)$ (estimated in (1.10)) and

that of $g(t)$ (supported in $[-R, R]$); the effect of the convolution is just to delay decay of $F_\delta(s)$ by, at most, a shift by $y \mapsto y - R$.

We wish to estimate $S_{\eta, \chi}(\delta/x)$ for several functions η . This motivates us to derive an explicit formula (§) general enough to work with all the weights $\eta(t)$ we will work with, while being also completely explicit, and free of any integrals that may be tedious to evaluate.

Once that is done, and once we consider the input provided by Platt's finite verification of GRH up to H_q , we obtain simple bounds for different weights.

For $\eta(t) = e^{-t^2/2}$, $x \geq 10^8$, χ a primitive character of modulus $q \leq r = 300000$, and any $\delta \in \mathbb{R}$ with $|\delta| \leq 4r/q$, we obtain

$$S_{\eta, \chi}\left(\frac{\delta}{x}, x\right) = I_{q=1} \cdot \hat{\eta}(-\delta)x + E \cdot x, \quad (1.11)$$

where $I_{q=1} = 1$ if $q = 1$, $I_{q=1} = 0$ if $q \neq 1$, and

$$|E| \leq 4.306 \cdot 10^{-22} + \frac{1}{\sqrt{x}} \left(\frac{650400}{\sqrt{q}} + 112 \right). \quad (1.12)$$

Here $\hat{\eta}$ stands for the Fourier transform from \mathbb{R} to \mathbb{R} normalized as follows: $\hat{\eta}(t) = \int_{-\infty}^{\infty} e(-xt)\eta(x)dx$. Thus, $\hat{\eta}(-\delta)$ is just $\sqrt{2\pi}e^{-2\pi^2\delta^2}$ (self-duality of the Gaussian).

This is one of the main results of Part II; see §7.1. Similar bounds are also proven there for $\eta(t) = t^2e^{-t^2/2}$, as well as for a weight of type $\eta(t) = te^{-t^2/2}g(t)$, where $g(t)$ is a band-limited function, and also for a weight η defined by a multiplicative convolution. The conditions on q (namely, $q \leq r = 300000$) and δ are what we expected from the outset.

Thus concludes our treatment of the major arcs. This is arguably the easiest part of the proof; it was actually what I left for the end, as I was fairly confident it would work out. Minor-arc estimates are more delicate; let us now examine them.

1.4 The minor arcs m

1.4.1 Qualitative goals and main ideas

What kind of bounds do we need? What is there in the literature?

We wish to obtain upper bounds on $|S_\eta(\alpha, x)|$ for some weight η and any $\alpha \in \mathbb{R}/\mathbb{Z}$ not very close to a rational with small denominator. Every α is close to some rational a/q ; what we are looking for is a bound on $|S_\eta(\alpha, x)|$ that decreases rapidly when q increases.

Moreover, we want our bound to decrease rapidly when δ increases, where $\alpha = a/q + \delta/x$. In fact, the main terms in our bound will be decreasing functions of $\max(1, |\delta|/8) \cdot q$. (Let us write $\delta_0 = \max(2, |\delta|/4)$ from now on.) This will allow our bound to be good enough outside narrow major arcs, which will get narrower and narrower as q increases – that is, precisely the kind of major arcs we were presupposing in our major-arc bounds.

It would be possible to work with narrow major arcs that become narrower as q increases simply by allowing q to be very large (close to x), and assigning each angle to the fraction closest to it. This is, in fact, the common procedure. However, this makes matters more difficult, in that we would have to minimize at the same time the factors in front of terms x/q , x/\sqrt{q} , etc., and those in front of terms q , \sqrt{qx} , and so on. (These terms are being compared to the trivial bound x .) Instead, we choose to strive for a direct dependence on δ throughout; this will allow us to cap q at a much lower level, thus making terms such as q and \sqrt{qx} negligible. (This choice has been taken elsewhere in applications of the circle method, but, strangely, seems absent from previous work on the ternary Goldbach conjecture.)

How good must our bounds be? Since the major-arc bounds are valid only for $q \leq r = 300000$ and $|\delta| \leq 4r/q$, we cannot afford even a single factor of $\log x$ (or any other function tending to ∞ as $x \rightarrow \infty$) in front of terms such as $x/\sqrt{q|\delta_0|}$: a factor like that would make the term larger than the trivial bound x if $q|\delta_0|$ is equal to a constant (r , say) and x is very large. Apparently, there was no such “log-free bound” with explicit constants in the literature, even though such bounds were considered to be in principle feasible, and even though previous work ([Che85], [Dab96], [DR01], [Tao14]) had gradually decreased the number of factors of $\log x$. (In limited ranges for q , there were log-free bounds without explicit constants; see [Dab96], [Ram10]. The estimate in [Vin54, Thm. 2a, 2b] was almost log-free, but not quite. There were also bounds [Kar93], [But11] that used L -functions, and thus were not really useful in a truly minor-arc regime.)

It also seemed clear that a main bound proportional to $(\log q)^2 x/\sqrt{q}$ (as in [Tao14]) was too large. At the same time, it was not really necessary to reach a bound of the best possible form that could be found through Vinogradov’s basic approach, namely

$$|S_\eta(\alpha, x)| \leq C \frac{x\sqrt{q}}{\phi(q)}. \quad (1.13)$$

Such a bound had been proven by Ramaré [Ram10] for q in a limited range and C non-explicit; later, in [Ramc] – which postdates the first version of [Helb] – Ramaré broadened the range to $q \leq x^{1/48}$ and gave an explicit value for C , namely, $C = 13000$. Such a bound is a notable achievement, but, unfortunately, it is not useful for our purposes. Rather, we will aim at a bound whose main term is bounded by a constant around 1 times $x(\log \delta_0 q)/\sqrt{\delta_0 \phi(q)}$; this is slightly worse asymptotically than (1.13), but it is much better in the delicate range of $\delta_0 q \sim 300000$, and in fact for a much wider range as well.

* * *

We see that we have several tasks. One of them is the removal of logarithms: we cannot afford a single factor of $\log x$, and, in practice, we can afford at most one factor of $\log q$. Removing logarithms will be possible in part because of the use of previously existing efficient techniques (the large sieve for sequences with prime support) but also because we will be able to find cancellation at several places in sums coming from a combinatorial identity (namely, Vaughan’s identity). The task of finding cancellation is particularly delicate because we cannot afford large constants or, for that matter,

statements valid only for large x . (Bounding a sum such as $\sum_n \mu(n)$ efficiently, where μ is the *Möbius function*

$$\mu(n) = \begin{cases} (-1)^k & \text{if } n = p_1 p_2 \dots p_k, \text{ all } p_i \text{ distinct} \\ 0 & \text{if } p^2 | n \text{ for some prime } p, \end{cases}$$

is harder than estimating a sum such as $\sum_n \Lambda(n)$ equally efficiently, even though we are used to thinking of the two problems as equivalent.)

We have said that our bounds will improve as $|\delta|$ increases. This dependence on δ will be secured in different ways at different places. Sometimes δ will appear as an argument, as in $\widehat{\eta}(-\delta)$; for η piecewise continuous with $\eta' \in L_1$, we know that $|\widehat{\eta}(t)| \rightarrow 0$ as $|t| \rightarrow \infty$. Sometimes we will obtain a dependence on δ by using several different rational approximations to the same $\alpha \in \mathbb{R}$. Lastly, we will obtain a good dependence on δ in bilinear sums by supplying a scattered input to a large sieve.

If there is a main moral to the argument, it lies in the close relation between the circle method and the large sieve. The circle method rests on the estimation of an integral involving a Fourier transform $\widehat{f} : \mathbb{R}/\mathbb{Z} \rightarrow \mathbb{C}$; as we will later see, this leads naturally to estimating the ℓ_2 -norm of \widehat{f} on subsets (namely, unions of arcs) of the circle \mathbb{R}/\mathbb{Z} . The large sieve can be seen as an approximate discrete version of Plancherel's identity, which states that $|\widehat{f}|_2 = |f|_2$.

Both in this section and in §1.5, we shall use the large sieve in part so as to use the fact that some of the functions we work with have prime support, i.e., are non-zero only on prime numbers. There are ways to use prime support to improve the output of the large sieve. In §1.5, these techniques will be refined and then translated to the context of the circle method, where f has (essentially) prime support and $|\widehat{f}|^2$ must be integrated over unions of arcs. (This allows us to remove a logarithm.) The main point is that the large sieve is not being used as a black box; rather, we can adapt ideas from (say) the large-sieve context and apply them to the circle method.

Lastly, there are the benefits of a continuous η . Hardy and Littlewood already used a continuous η ; this was abandoned by Vinogradov, presumably for the sake of simplicity. The idea that smooth weights η can be superior to sharp truncations is now commonplace. As we shall see, using a continuous η is helpful in the minor-arcs regime, but not as crucial there as for the major arcs. We will not use a smooth η ; we will prove our estimates for any continuous η that is piecewise C_1 , and then, towards the end, we will choose to use the same weight $\eta = \eta_2$ as in [Tao14], in part because it has compact support, and in part for the sake of comparison. The moral here is not quite the common dictum “always smooth”, but rather that different kinds of smoothing can be appropriate for different tasks; in the end, we will show how to coordinate different smoothing functions η .

There are other ideas involved; for instance, some of Vinogradov's lemmas are improved. Let us now go into some of the details.

1.4.2 Combinatorial identities

Generally, since Vinogradov, a treatment of the minor arcs starts with a combinatorial identity expressing $\Lambda(n)$ (or the characteristic function of the primes) as a sum of two

or more convolutions. (In this section, by a convolution $f * g$, we will mean the *Dirichlet convolution* $(f * g)(n) = \sum_{d|n} f(d)g(n/d)$, i.e., the multiplicative convolution on the semigroup of positive integers.)

In some sense, the archetypical identity is

$$\Lambda = \mu * \log,$$

but it will not usually do: the contribution of $\mu(d) \log(n/d)$ with d close to n is too difficult to estimate precisely. There are alternatives: for example, there is the identity

$$\Lambda(n) \log n = \mu * \log^2 - \Lambda * \Lambda, \quad (1.14)$$

which underlies an estimate of Selberg's that, in turn, is the basis for the Erdős-Selberg proof of the prime number theorem; see, e.g., [MV07, §8.2]. More generally, one can decompose $\Lambda(n)(\log n)^k$ as $\mu * \log^{k+1}$ minus a linear combination of convolutions; this kind of decomposition – really just a direct consequence of the development of $(\zeta'(s)/\zeta(s))^{(k)}$ – will be familiar to some from the exposition of Bombieri's work [Bom76] in [FI10, §3] (for instance). Another useful identity was that used by Daboussi [Dab96]; witness its application in [DR01], which gives explicit estimates on exponential sums over primes.

The proof of Vinogradov's three-prime result was simplified substantially [Vau77b] by the introduction of *Vaughan's identity*:

$$\Lambda(n) = \mu_{\leq U} * \log - \Lambda_{\leq V} * \mu_{\leq U} * 1 + 1 * \mu_{> U} * \Lambda_{> V} + \Lambda_{\leq V}, \quad (1.15)$$

where we are using the notation

$$f_{\leq W} = \begin{cases} f(n) & \text{if } n \leq W, \\ 0 & \text{if } n > W, \end{cases} \quad f_{> W} = \begin{cases} 0 & \text{if } n \leq W, \\ f(n) & \text{if } n > W. \end{cases}$$

Of the resulting sums ($\sum_n (\mu_{\leq U} * \log)(n) e(\alpha n) \eta(n/x)$, etc.), the first three are said to be of *type I*, *type I* (again) and *type II*; the last sum, $\sum_{n \leq V} \Lambda(n)$, is negligible.

One of the advantages of Vaughan's identity is its flexibility: we can set U and V to whatever values we wish. Its main disadvantage is that it is not “log-free”, in that it seems to impose the loss of two factors of $\log x$: if we sum each side of (1.15) from 1 to x , we obtain $\sum_{n \leq x} \Lambda(n) \sim x$ on the left side, whereas, if we bound the sum on the right side without the use of cancellation, we obtain a bound of $x(\log x)^2$. Of course, we will obtain some cancellation from the phase $e(\alpha n)$; still, even if this gives us a factor of, say, $1/\sqrt{q}$, we will get a bound of $x(\log x)^2/\sqrt{q}$, which is worse than the trivial bound x for q bounded and x large. Since we want a bound that is useful for all q larger than the constant r and all x larger than a constant, this will not do.

As was pointed out in [Tao14], it is possible to get a factor of $(\log q)^2$ instead of a factor of $(\log x)^2$ in the type II sums by setting U and V appropriately. Unfortunately, a factor of $(\log q)^2$ is still too large in practice, and there is also the issue of factors of $\log x$ in type I sums.

Vinogradov had already managed to get an essentially log-free result (by a rather difficult procedure) in [Vin54, Ch. IX]. The result in [Dab96] is log-free. Unfortunately, the explicit result in [DR01] – the study of which encouraged me at the beginning of the project – is not. For a while, I worked with the case $k = 2$ of the expansion

of $(\zeta'(s)/\zeta(s))^{(k)}$, which gives

$$\Lambda \cdot \log^2 = \mu * \log^3 - 3 \cdot (\Lambda \cdot \log) * \Lambda - \Lambda * \Lambda * \Lambda. \quad (1.16)$$

This identity is essentially log-free: while a trivial bound on the sum of the right side for n from 1 to N does seem to have two extra factors of \log , they are present only in the term $\mu * \log^3$, which is not the hardest one to estimate. Ramaré obtained a log-free bound in [Ram10] using an identity introduced by Diamond and Steinig in the course of their own work on elementary proofs of the prime number theorem [DS70]; that identity gives a decomposition for $\Lambda \cdot \log^k$ that can also be derived from the expansion of $(\zeta'(s)/\zeta(s))^{(k)}$, by a clever grouping of terms.

In the end, I decided to use Vaughan's identity, motivated in part by [Tao14], and in part by the lack of free parameters in (1.16); as can be seen in (1.15), Vaughan's identity has two parameters U, V that we can set to whatever values we think best. The form of the identity allowed me to reuse much of my work up to that point, but it also posed a challenge: since Vaughan's identity is by no means log-free, one has obtain cancellation in Vaughan's identity at every possible step, beyond the cancellation given by the phase $e(\alpha n)$. (The presence of a phase, in fact, makes the task of getting cancellation from the identity more complicated.) The removal of logarithms will be one of our main tasks in what follows. It is clear that the presence of the Möbius function μ should give, in principle, some cancellation; we will show how to use it to obtain as much cancellation as we need – with good constants, and not just asymptotically.

1.4.3 Type I sums

There are two type I sums, namely,

$$\sum_{m \leq U} \mu(m) \sum_n (\log n) e(\alpha mn) \eta\left(\frac{mn}{x}\right) \quad (1.17)$$

and

$$\sum_{v \leq V} \Lambda(v) \sum_{u \leq U} \mu(u) \sum_n e(\alpha v un) \eta\left(\frac{vun}{x}\right). \quad (1.18)$$

In either case, $\alpha = a/q + \delta/x$, where q is larger than a constant r and $|\delta/x| \leq 1/qQ_0$ for some $Q_0 > \max(q, \sqrt{x})$. For the purposes of this exposition, we will set it as our task to estimate the slightly simpler sum

$$\sum_{m \leq D} \mu(m) \sum_n e(\alpha mn) \eta\left(\frac{mn}{x}\right), \quad (1.19)$$

where D can be U or UV or something else less than x .

Why can we consider this simpler sum without omitting anything essential? It is clear that (1.17) is of the same kind as (1.19). The inner double sum in (1.18) is just (1.19) with αv instead of α ; this enables us to estimate (1.18) by means of (1.19) for q small, i.e., the more delicate case. If q is not small, then the approximation $\alpha v \sim av/q$ may not be accurate enough. In that case, we collapse the two outer sums in (1.18) into a sum $\sum_n (\Lambda_{\leq V} * \mu_{\leq U})(n)$, and treat all of (1.18) much as we will treat (1.19); since

q is not small, we can afford to bound $(\Lambda_{\leq V} * \mu_{\leq U})(n)$ trivially (by $\log n$) in the less sensitive terms.

Let us first outline Vinogradov's procedure for bounding type I sums. Just by summing a geometric series, we get

$$\left| \sum_{n \leq N} e(\alpha n) \right| \leq \min \left(N, \frac{c}{\{\alpha\}} \right), \quad (1.20)$$

where c is a constant and $\{\alpha\}$ is the distance from α to the nearest integer. Vinogradov splits the outer sum in (1.19) into sums of length q . When m runs on an interval of length q , the angle am/q runs through all fractions of the form b/q ; due to the error δ/x , αm could be close to 0 for two values of n , but otherwise $\{\alpha m\}$ takes values bounded below by $1/q$ (twice), $2/q$ (twice), $3/q$ (twice), etc. Thus

$$\left| \sum_{y < m \leq y+q} \mu(m) \sum_{n \leq N} e(\alpha mn) \right| \leq \sum_{y < m \leq y+q} \left| \sum_{n \leq N} e(\alpha mn) \right| \leq \frac{2N}{m} + 2cq \log eq \quad (1.21)$$

for any $y \geq 0$.

There are several ways to improve this. One is simply to estimate the inner sum more precisely; this was already done in [DR01]. One can also define a smoothing function η , as in (1.19); it is easy to get

$$\left| \sum_{n \leq N} e(\alpha n) \eta \left(\frac{n}{x} \right) \right| \leq \min \left(x|\eta|_1 + \frac{|\eta'|_1}{2}, \frac{|\eta'|_1}{2|\sin(\pi\alpha)|}, \frac{|\widehat{\eta''}|_\infty}{4x(\sin \pi\alpha)^2} \right).$$

Except for the third term, this is as in [Tao14]. We could also choose carefully which bound to use for each m ; surprisingly, this gives an improvement – in fact, an important one, for m large. However, even with these improvements, we still have a term proportional to N/m as in (1.21), and this contributes about $(x \log x)/q$ to the sum (1.19), thus giving us an estimate that is not log-free.

What we have to do, naturally, is to take out the terms with $q|m$ for m small. (If m is large, then those may not be the terms for which $m\alpha$ is close to 0; we will later see what to do.) For $y + q \leq Q/2$, $|\alpha - a/q| \leq 1/qQ$, we get that

$$\sum_{\substack{y < m \leq y+q \\ q \nmid m}} \min \left(A, \frac{B}{|\sin \pi \alpha n|}, \frac{C}{|\sin \pi \alpha n|^2} \right) \quad (1.22)$$

is at most

$$\min \left(\frac{20}{3\pi^2} Cq^2, 2A + \frac{4q}{\pi} \sqrt{AC}, \frac{2Bq}{\pi} \max \left(2, \log \frac{Ce^3 q}{B\pi} \right) \right). \quad (1.23)$$

This is satisfactory. We are left with all the terms $m \leq M = \min(D, Q/2)$ with $q|m$ – and also with all the terms $Q/2 < m \leq D$. For $m \leq M$ divisible by q , we can

estimate (as opposed to just bound from above) the inner sum in (1.19) by the Poisson summation formula, and then sum over m , but without taking absolute values; writing $m = aq$, we get a main term

$$\frac{x\mu(q)}{q} \cdot \widehat{\eta}(-\delta) \cdot \sum_{\substack{a \leq M/q \\ (a,q)=1}} \frac{\mu(a)}{a}, \quad (1.24)$$

where (a, q) stands for the greatest common divisor of a and q .

It is clear that we have to get cancellation over μ here. There is an elegant elementary argument [GR96] showing that the absolute value of the sum in (1.24) is at most 1. We need to gain one more log, however. Ramaré [Ramb] helpfully furnished the following bound:

$$\left| \sum_{\substack{a \leq x \\ (a,q)=1}} \frac{\mu(a)}{a} \right| \leq \frac{4}{5} \frac{q}{\phi(q)} \frac{1}{\log x/q} \quad (1.25)$$

for $q \leq x$. (Cf. [EM95], [EM96]) This is neither trivial nor elementary.⁵ We are, so to speak, allowed to use non-elementary means (that is, methods based on L -functions) because the only L -function we need to use here is the Riemann zeta function.

What shall we do for $m > Q/2$? We can always give a bound

$$\sum_{y < m \leq y+q} \min \left(A, \frac{C}{|\sin \pi \alpha n|^2} \right) \leq 3A + \frac{4q}{\pi} \sqrt{AC} \quad (1.26)$$

for y arbitrary; since AC will be of constant size, $(4q/\pi)\sqrt{AC}$ is pleasant enough, but the contribution of $3A \sim 3|\eta|_1 x/y$ is nasty (it adds a multiple of $(x \log x)/q$ to the total) and seems unavoidable: the values of m for which αm is close to 0 no longer correspond to the congruence class $m \equiv 0 \pmod{q}$, and thus cannot be taken out.

The solution is to switch approximations. (The idea of using different approximations to the same α is neither new nor recent in the general context of the circle method: see [Vau97, §2.8, Ex. 2]. What may be new is its use to clear a hurdle in type I sums.) What does this mean? If α were exactly, or almost exactly, a/q , then there would be no other very good approximations in a reasonable range. However, note that we can define $Q = \lfloor x/|\delta q| \rfloor$ for $\alpha = a/q + \delta/x$, and still have $|\alpha - a/q| \leq 1/qQ$. If δ is very small, Q will be larger than $2D$, and there will be no terms with $Q/2 < m \leq D$ to worry about.

⁵The current state of knowledge may seem surprising: after all, we expect nearly square-root cancellation – for instance, $|\sum_{n \leq x} \mu(n)/n| \leq \sqrt{2/x}$ holds for all real $0 < x \leq 10^{12}$; see also the stronger bound [Dre93]). The classical zero-free region of the Riemann zeta function ought to give a factor of $\exp(-\sqrt{(\log x)/c})$, which looks much better than $1/\log x$. What happens is that (a) such a factor is not actually much better than $1/\log x$ for $x \sim 10^{30}$, say; (b) estimating sums involving the Möbius function by means of an explicit formula is harder than estimating sums involving $\Lambda(n)$: the residues of $1/\zeta(s)$ at the non-trivial zeros of s come into play. As a result, getting non-trivial explicit results on sums of $\mu(n)$ is harder than one would naively expect from the quality of classical effective (but non-explicit) results. See [Rama] for a survey of explicit bounds.

What happens if δ is not very small? We know that, for any Q' , there is an approximation a'/q' to α with $|\alpha - a'/q'| \leq 1/q'Q'$ and $q' \leq Q'$. However, for $Q' > Q$, we know that a'/q' cannot equal a/q : by the definition of Q , the approximation a/q is not good enough, i.e., $|\alpha - a/q| \leq 1/qQ'$ does not hold. Since $a/q \neq a'/q'$, we see that $|a/q - a'/q'| \geq 1/qq'$, and this implies that $q' \geq (\epsilon/(1+\epsilon))Q$.

Thus, for $m > Q/2$, the solution is to apply (1.26) with a'/q' instead of a/q . The contribution of A fades into insignificance: for the first sum over a range $y < m \leq y + q'$, $y \geq Q/2$, it contributes at most $x/(Q/2)$, and all the other contributions of A sum up to at most a constant times $(x \log x)/q'$.

Proceeding in this way, we obtain a total bound for (1.19) whose main terms are proportional to

$$\frac{1}{\phi(q)} \frac{x}{\log \frac{x}{q}} \min \left(1, \frac{1}{\delta^2} \right), \quad \frac{2}{\pi} \sqrt{|\widehat{\eta''}|_\infty} \cdot D \quad \text{and} \quad q \log \max \left(\frac{D}{q}, q \right), \quad (1.27)$$

with good, explicit constants. The first term – usually the largest one – is precisely what we needed: it is proportional to $(1/\phi(q))x/\log x$ for q small, and decreases rapidly as $|\delta|$ increases.

1.4.4 Type II, or bilinear, sums

We must now bound

$$S = \sum_m (1 * \mu_{>U})(m) \sum_{n>V} \Lambda(n) e(\alpha mn) \eta(mn/x).$$

At this point it is convenient to assume that η is the Mellin convolution of two functions. The *multiplicative* or *Mellin convolution* on \mathbb{R}^+ is defined by

$$(\eta_0 *_M \eta_1)(t) = \int_0^\infty \eta_0(r) \eta_1\left(\frac{t}{r}\right) \frac{dr}{r}.$$

Tao [Tao14] takes $\eta = \eta_2 = \eta_1 *_M \eta_1$, where η_1 is a brutal truncation, viz., the function taking the value 2 on $[1/2, 1]$ and 0 elsewhere. We take the same η_2 , in part for comparison purposes, and in part because this will allow us to use off-the-shelf estimates on the large sieve. (Brutal truncations are rarely optimal in principle, but, as they are very common, results for them have been carefully optimized in the literature.) Clearly

$$S = \int_V^{X/U} \sum_m \left(\sum_{\substack{d>U \\ d|m}} \mu(d) \right) \eta_1\left(\frac{m}{x/W}\right) \cdot \sum_{n \geq V} \Lambda(n) e(\alpha mn) \eta_1\left(\frac{n}{W}\right) \frac{dW}{W}. \quad (1.28)$$

By Cauchy-Schwarz, the integrand is at most $\sqrt{S_1(U, W)S_2(V, W)}$, where

$$\begin{aligned} S_1(U, W) &= \sum_{\frac{x}{2W} < m \leq \frac{x}{W}} \left| \sum_{\substack{d > U \\ d|m}} \mu(d) \right|^2, \\ S_2(V, W) &= \sum_{\frac{x}{2W} \leq m \leq \frac{x}{W}} \left| \sum_{\max(V, \frac{W}{2}) \leq n \leq W} \Lambda(n) e(\alpha mn) \right|^2. \end{aligned} \quad (1.29)$$

We must bound $S_1(U, W)$ by a constant times x/W . We are able to do this – with a good constant. (A careless bound would have given a multiple of $(x/U) \log^3(x/U)$, which is much too large.) First, we reduce $S_1(W)$ to an expression involving an integral of

$$\sum_{\substack{r_1 \leq x \\ (r_1, r_2)=1}} \sum_{r_2 \leq x} \frac{\mu(r_1)\mu(r_2)}{\sigma(r_1)\sigma(r_2)}. \quad (1.30)$$

We can bound (1.30) by the use of bounds on $\sum_{n \leq t} \mu(n)/n$, combined with the estimation of infinite products by means of approximations to $\zeta(s)$ for $s \rightarrow 1^+$. After some additional manipulations, we obtain a bound for $S_1(U, W)$ whose main term is at most $(3/\pi^2)(x/W)$ for each W , and closer to $0.22482x/W$ on average over W .

(This is as good a point as any to say that, throughout, we can use a trick in [Tao14] that allows us to work with odd values of integer variables throughout, instead of letting m or n range over all integers. Here, for instance, if m and n are restricted to be odd, we obtain a bound of $(2/\pi^2)(x/W)$ for individual W , and $0.15107x/W$ on average over W . This is so even though we are losing some cancellation in μ by the restriction.)

Let us now bound $S_2(V, W)$. This is traditionally done by Linnik's dispersion method. However, it should be clear that the thing to do nowadays is to use a large sieve, and, more specifically, a large sieve for primes; that kind of large sieve is nothing other than a tool for estimating expressions such as $S_2(V, W)$. (Incidentally, even though we are trying to save every factor of \log we can, we choose not to use small sieves at all, either here or elsewhere.) In order to take advantage of prime support, we use Montgomery's inequality ([Mon68], [Hux72]; see the expositions in [Mon71, pp. 27–29] and [IK04, §7.4]) combined with Montgomery and Vaughan's large sieve with weights [MV73, (1.6)], following the general procedure in [MV73, (1.6)]. We obtain a bound of the form

$$\frac{\log W}{\log \frac{W}{2q}} \left(\frac{x}{4\phi(q)} + \frac{qW}{\phi(q)} \right) \frac{W}{2} \quad (1.31)$$

on $S_2(V, W)$, where, of course, we can also choose *not* to gain a factor of $\log W/2q$ if q is close to or greater than W .

It remains to see how to gain a factor of $|\delta|$ in the major arcs, and more specifically in $S_2(V, W)$. To explain this, let us step back and take a look at what the large sieve is.

Given a civilized function $f : \mathbb{Z} \rightarrow \mathbb{C}$, Plancherel's identity tells us that

$$\int_{\mathbb{R}/\mathbb{Z}} \left| \widehat{f}(\alpha) \right|^2 d\alpha = \sum_n |f(n)|^2.$$

The large sieve can be seen as an approximate, or statistical, version of this: for a “sample” of points $\alpha_1, \alpha_2, \dots, \alpha_k$ satisfying $|\alpha_i - \alpha_j| \geq \beta$ for $i \neq j$, it tells us that

$$\sum_{1 \leq j \leq k} \left| \widehat{f}(\alpha_j) \right|^2 \leq (X + \beta^{-1}) \sum_n |f(n)|^2, \quad (1.32)$$

assuming that f is supported on an interval of length X .

Now consider $\alpha_1 = \alpha, \alpha_2 = 2\alpha, \alpha_3 = 3\alpha \dots$. If $\alpha = a/q$, then the angles $\alpha_1, \dots, \alpha_q$ are well-separated, i.e., they satisfy $|\alpha_i - \alpha_j| \geq 1/q$, and so we can apply (1.32) with $\beta = 1/q$. However, $\alpha_{q+1} = \alpha_1$. Thus, if we have an outer sum of length $L > q$ – in (1.29), we have an outer sum of length $L = x/2W$ – we need to split it into $\lceil L/q \rceil$ blocks of length q , and so the total bound given by (1.32) is $\lceil L/q \rceil (X + q) \sum_n |f(n)|^2$. Indeed, this is what gives us (1.31), which is fine, but we want to do better for $|\delta|$ larger than a constant.

Suppose, then, that $\alpha = a/q + \delta/x$, where $|\delta| > 8$, say. Then the angles α_1 and α_{q+1} are not identical: $|\alpha_1 - \alpha_{q+1}| \leq q|\delta|/x$. We also see that α_{q+1} is at a distance at least $q|\delta|/x$ from $\alpha_2, \alpha_3, \dots, \alpha_q$, provided that $q|\delta|/x < 1/q$. We can go on with $\alpha_{q+2}, \alpha_{q+3}, \dots$, and stop only once there is overlap, i.e., only once we reach α_m such that $m|\delta|/x \geq 1/q$. We then give all the angles $\alpha_1, \dots, \alpha_m$ – which are separated by at least $q|\delta|/x$ from each other – to the large sieve at the same time. We do this $\lceil L/m \rceil \leq \lceil L/(x/|\delta|q) \rceil$ times, and obtain a total bound of $\lceil L/(x/|\delta|q) \rceil (X + x/|\delta|q) \sum_n |f(n)|^2$, which, for $L = x/2W$, $X = W/2$, gives us about

$$\left(\frac{x}{4Q} \frac{W}{2} + \frac{x}{4} \right) \log W$$

provided that $L \geq x/|\delta|q$ and, as usual, $|\alpha - a/q| \leq 1/qQ$. This is very small compared to the trivial bound $\lesssim xW/8$.

What happens if $L < x/|\delta|q$? Then there is never any overlap: we consider all angles α_i , and give them all together to the large sieve. The total bound is $(W^2/4 + xW/2|\delta|q) \log W$. If $L = x/2W$ is smaller than, say, $x/3|\delta|q$, then we see clearly that there are non-intersecting swarms of angles α_i around the rationals a/q . We can thus save a factor of \log (or rather $(\phi(q)/q) \log(W/|\delta|q)$) by applying Montgomery's inequality, which operates by strewing displacements of given angles (or, here, swarms around angles) around the circle to the extent possible while keeping everything well-separated. In this way, we obtain a bound of the form

$$\frac{\log W}{\log \frac{W}{|\delta|q}} \left(\frac{x}{|\delta|\phi(q)} + \frac{q}{\phi(q)} \frac{W}{2} \right) \frac{W}{2}.$$

Compare this to (1.31); we have gained a factor of $|\delta|/4$, and so we use this estimate when $|\delta| > 4$. (We will actually use the criterion $|\delta| > 8$, but, since we will be working

with approximations of the form $2\alpha = a/q + \delta/x$, the value of δ in our actual work is twice of what it is in this introduction. This is a consequence of working with sums over the odd integers, as in [Tao14].)

* * *

We have succeeded in eliminating all factors of \log we came across. The only factor of \log that remains is $\log x/UV$, coming from the integral $\int_V^{x/U} dW/W$. Thus, we want UV to be close to x , but we cannot let it be too close, since we also have a term proportional to $D = UV$ in (1.27), and we need to keep it substantially smaller than x . We set U and V so that UV is $x/\sqrt{q \max(4, |\delta|)}$ or thereabouts.

In the end, after some work, we obtain our main minor-arcs bound (Theorem 3.1.1). It states the following. Let $x \geq x_0$, $x_0 = 2.16 \cdot 10^{20}$. Recall that $S_\eta(\alpha, x) = \sum_n \Lambda(n) e(\alpha n) \eta(n/x)$ and $\eta_2 = \eta_1 *_{\mathcal{M}} \eta_1 = 4 \cdot 1_{[1/2, 1]} * 1_{[1/2, 1]}$. Let $2\alpha = a/q + \delta/x$, $q \leq Q$, $\gcd(a, q) = 1$, $|\delta/x| \leq 1/qQ$, where $Q = (3/4)x^{2/3}$. If $q \leq x^{1/3}/6$, then

$$|S_\eta(\alpha, x)| \leq \frac{R_{x, \delta_0 q} \log \delta_0 q + 0.5}{\sqrt{\delta_0} \phi(q)} \cdot x + \frac{2.5x}{\sqrt{\delta_0 q}} + \frac{2x}{\delta_0 q} \cdot L_{x, \delta_0 q, q} + 3.36x^{5/6}, \quad (1.33)$$

where

$$\begin{aligned} \delta_0 &= \max(2, |\delta|/4), \quad R_{x, t} = 0.27125 \log \left(1 + \frac{\log 4t}{2 \log \frac{9x^{1/3}}{2.004t}} \right) + 0.41415, \\ L_{x, t, q} &= \frac{q}{\phi(q)} \left(\frac{13}{4} \log t + 7.82 \right) + 13.66 \log t + 37.55. \end{aligned} \quad (1.34)$$

The factor $R_{x, t}$ is small in practice; for typical “difficult” values of x and $\delta_0 x$, it is less than 1. The crucial things to notice in (1.33) are that there is no factor of $\log x$, and that, in the main term, there is only one factor of $\log \delta_0 q$. The fact that δ_0 helps us as it grows is precisely what enables us to take major arcs that get narrower and narrower as q grows.

1.5 Integrals over the major and minor arcs

So far, we have sketched (§1.3) how to estimate $S_\eta(\alpha, x)$ for α in the major arcs and η based on the Gaussian $e^{-t^2/2}$, and also (§1.4) how to bound $|S_\eta(\alpha, x)|$ for α in the minor arcs and $\eta = \eta_2$, where $\eta_2 = 4 \cdot 1_{[1/2, 1]} *_{\mathcal{M}} 1_{[1/2, 1]}$. We now must show how to use such information to estimate integrals such as the ones in (1.4).

We will use two smoothing functions η_+ , η_* ; in the notation of (1.3), we set $f_1 = f_2 = \Lambda(n) \eta_+(n/x)$, $f_3 = \Lambda(n) \eta_*(n/x)$, and so we must give a lower bound for

$$\int_{\mathfrak{M}} (S_{\eta_+}(\alpha, x))^2 S_{\eta_*}(\alpha, x) e(-\alpha n) d\alpha \quad (1.35)$$

and an upper bound for

$$\int_{\mathfrak{m}} |S_{\eta_+}(\alpha, x)|^2 S_{\eta_*}(\alpha, x) e(-\alpha n) d\alpha \quad (1.36)$$

so that we can verify (1.4).

The traditional approach to (1.36) is to bound

$$\begin{aligned} \int_{\mathfrak{m}} (S_{\eta_+}(\alpha, x))^2 S_{\eta_*}(\alpha, x) e(-\alpha n) d\alpha &\leq \int_{\mathfrak{m}} |S_{\eta_+}(\alpha, x)|^2 d\alpha \cdot \max_{\alpha \in \mathfrak{m}} \widehat{\eta}_*(\alpha) \\ &\leq \sum_n \Lambda(n)^2 \eta_+^2 \left(\frac{n}{x} \right) \cdot \max_{\alpha \in \mathfrak{m}} S_{\eta_*}(\alpha, x). \end{aligned} \quad (1.37)$$

Since the sum over n is of the order of $x \log x$, this is not log-free, and so cannot be good enough; we will later see how to do better. Still, this gets the main shape right: our bound on (1.36) will be proportional to $|\eta_+|_2^2 |\eta_*|_1$. Moreover, we see that η_* has to be such that we know how to bound $|S_{\eta_*}(\alpha, x)|$ for $\alpha \in \mathfrak{m}$, while our choice of η_+ is more or less free, at least as far as the minor arcs are concerned.

What about the major arcs? In order to do anything on them, we will have to be able to estimate both $\eta_+(\alpha)$ and $\eta_*(\alpha)$ for $\alpha \in \mathfrak{M}$. If that is the case, then, as we shall see, we will be able to obtain that the main term of (1.35) is an infinite product (independent of the smoothing functions), times x^2 , times

$$\begin{aligned} &\int_{-\infty}^{\infty} (\widehat{\eta_+}(-\alpha))^2 \widehat{\eta_*}(-\alpha) e(-\alpha n/x) d\alpha \\ &= \int_0^{\infty} \int_0^{\infty} \eta_+(t_1) \eta_+(t_2) \eta_* \left(\frac{n}{x} - (t_1 + t_2) \right) dt_1 dt_2. \end{aligned} \quad (1.38)$$

In other words, we want to maximize (or nearly maximize) the expression on the right of (1.38) divided by $|\eta_+|_2^2 |\eta_*|_1$.

One way to do this is to let η_* be concentrated on a small interval $[0, \epsilon)$. Then the right side of (1.38) is approximately

$$|\eta_*|_1 \cdot \int_0^{\infty} \eta_+(t) \eta_+ \left(\frac{n}{x} - t \right) dt. \quad (1.39)$$

To maximize (1.39), we should make sure that $\eta_+(t) \sim \eta_+(n/x - t)$. We set $x \sim n/2$, and see that we should define η_+ so that it is supported on $[0, 2]$ and symmetric around $t = 1$, or nearly so; this will maximize the ratio of (1.39) to $|\eta_+|_2^2 |\eta_*|_1$.

We should do this while making sure that we will know how to estimate $S_{\eta_+}(\alpha, x)$ for $\alpha \in \mathfrak{M}$. We know how to estimate $S_{\eta}(\alpha, x)$ very precisely for functions of the form $\eta(t) = g(t)e^{-t^2/2}$, $\eta(t) = g(t)te^{-t^2/2}$, etc., where $g(t)$ is band-limited. We will work with a function η_+ of that form, chosen so as to be very close (in ℓ_2 norm) to a function η_o that is in fact supported on $[0, 2]$ and symmetric around $t = 1$.

We choose

$$\eta_o(t) = \begin{cases} t^3(2-t)^3 e^{-(t-1)^2/2} & \text{if } t \in [0, 2], \\ 0 & \text{if } t \notin [0, 2]. \end{cases}$$

This function is obviously symmetric ($\eta_o(t) = \eta_o(2-t)$) and vanishes to high order at $t = 0$, besides being supported on $[0, 2]$.

We set $\eta_+(t) = h_R(t)te^{-t^2/2}$, where $h_R(t)$ is an approximation to the function

$$h(t) = \begin{cases} t^2(2-t)^3 e^{t-\frac{1}{2}} & \text{if } t \in [0, 2] \\ 0 & \text{if } t \notin [0, 2]. \end{cases}$$

We just let $h_R(t)$ be the inverse Mellin transform of the truncation of Mh to an interval $[-iR, iR]$. (Explicitly,

$$h_R(t) = \int_0^\infty h(ty^{-1})F_R(y) \frac{dy}{y},$$

where $F_R(t) = \sin(R \log y)/(\pi \log y)$, that is, F_R is the Dirichlet kernel with a change of variables.)

Since the Mellin transform of $te^{-t^2/2}$ is regular at $s = 0$, the Mellin transform $M\eta_+$ will be holomorphic in a neighborhood of $\{s : 0 \leq \Re(s) \leq 1\}$, even though the truncation of Mh to $[-iR, iR]$ is brutal. Set $R = 200$, say. By the fast decay of $Mh(it)$ and the fact that the Mellin transform M is an isometry, $|(h_R(t) - h(t))/t|_2$ is very small, and hence so is $|\eta_+ - \eta_\circ|_2$, as we desired.

But what about the requirement that we be able to estimate $S_{\eta_*}(\alpha, x)$ for both $\alpha \in \mathfrak{m}$ and $\alpha \in \mathfrak{M}$?

Generally speaking, if we know how to estimate $S_{\eta_1}(\alpha, x)$ for some $\alpha \in \mathbb{R}/\mathbb{Z}$ and we also know how to estimate $S_{\eta_2}(\alpha, x)$ for all other $\alpha \in \mathbb{R}/\mathbb{Z}$, where η_1 and η_2 are two smoothing functions, then we know how to estimate $S_{\eta_3}(\alpha, x)$ for all $\alpha \in \mathbb{R}/\mathbb{Z}$, where $\eta_3 = \eta_1 *_M \eta_2$, or, more generally, $\eta_*(t) = (\eta_1 *_M \eta_2)(\kappa t)$, $\kappa > 0$ a constant. This is an easy exercise on exchanging the order of integration and summation:

$$\begin{aligned} S_{\eta_*}(\alpha, x) &= \sum_n \Lambda(n) e(\alpha n) (\eta_1 *_M \eta_2) \left(\kappa \frac{n}{x} \right) \\ &= \int_0^\infty \sum_n \Lambda(n) e(\alpha n) \eta_1(\kappa r) \eta_2 \left(\frac{n}{rx} \right) \frac{dr}{r} = \int_0^\infty \eta_1(\kappa r) S_{\eta_2}(rx) \frac{dr}{r}, \end{aligned} \tag{1.40}$$

and similarly with η_1 and η_2 switched. Of course, this trick is valid for all exponential sums: any function $f(n)$ would do in place of $\Lambda(n)$. The only caveat is that η_1 (and η_2) should be small very near 0, since, for r small, we may not be able to estimate $S_{\eta_2}(rx)$ (or $S_{\eta_1}(rx)$) with any precision. This is not a problem; one of our functions will be $t^2 e^{-t^2/2}$, which vanishes to second order at 0, and the other one will be $\eta_2 = 4 \cdot 1_{[1/2, 1]} *_M 1_{[1/2, 1]}$, which has support bounded away from 0. We will set κ large (say $\kappa = 49$) so that the support of η_* is indeed concentrated on a small interval $[0, \epsilon)$, as we wanted.

* * *

Now that we have chosen our smoothing weights η_+ and η_* , we have to estimate the major-arc integral (1.35) and the minor-arc integral (1.36). What follows can actually be done for general η_+ and η_* ; we could have left our particular choice of η_+ and η_* for the end.

Estimating the major-arc integral (1.35) may sound like an easy task, since we have rather precise estimates for $S_\eta(\alpha, x)$ ($\eta = \eta_+, \eta_*$) when α is on the major arcs; we could just replace $S_\eta(\alpha, x)$ in (1.35) by the approximation given by (1.7) and (1.11). It is, however, more efficient to express (1.35) as the sum of the contribution of the trivial character (a sum of integrals of $(\widehat{\eta}(-\delta)x)^3$, where $\widehat{\eta}(-\delta)x$ comes from (1.11)), plus a

term of the form

$$(\text{maximum of } \sqrt{q} \cdot E(q) \text{ for } q \leq r) \cdot \int_{\mathfrak{M}} |S_{\eta_+}(\alpha, x)|^2 d\alpha,$$

where $E(q) = E$ is as in (1.12), plus two other terms of essentially the same form. As usual, the major arcs \mathfrak{M} are the arcs around rationals a/q with $q \leq r$. We will soon discuss how to bound the integral of $|S_{\eta_+}(\alpha, x)|^2$ over arcs around rationals a/q with $q \leq s$, s arbitrary. Here, however, it is best to estimate the integral over \mathfrak{M} using the estimate on $S_{\eta_+}(\alpha, x)$ from (1.7) and (1.11); we obtain a great deal of cancellation, with the effect that, for χ non-trivial, the error term in (1.12) appears only when it gets squared, and thus becomes negligible.

The contribution of the trivial character has an easy approximation, thanks to the fast decay of $\widehat{\eta}_0$. We obtain that the major-arc integral (1.35) equals a main term $C_0 C_{\eta_0, \eta_*} x^2$, where

$$C_0 = \prod_{p|n} \left(1 - \frac{1}{(p-1)^2}\right) \cdot \prod_{p \nmid n} \left(1 + \frac{1}{(p-1)^3}\right),$$

$$C_{\eta_0, \eta_*} = \int_0^\infty \int_0^\infty \eta_0(t_1) \eta_0(t_2) \eta_* \left(\frac{n}{x} - (t_1 + t_2)\right) dt_1 dt_2,$$

plus several small error terms. We have already chosen η_0 , η_* and x so as to (nearly) maximize C_{η_0, η_*} .

It is time to bound the minor-arc integral (1.36). As we said in §1.5, we must do better than the usual bound (1.37). Since our minor-arc bound (3.2) on $|S_\eta(\alpha, x)|$, $\alpha \sim a/q$, decreases as q increases, it makes sense to use partial summation together with bounds on

$$\int_{\mathfrak{m}_s} |S_{\eta_+}(\alpha, x)|^2 = \int_{\mathfrak{M}_s} |S_{\eta_+}(\alpha, x)|^2 d\alpha - \int_{\mathfrak{M}} |S_{\eta_+}(\alpha, x)|^2 d\alpha,$$

where \mathfrak{m}_s denotes the arcs around a/q , $r < q \leq s$, and \mathfrak{M}_s denotes the arcs around all a/q , $q \leq s$. We already know how to estimate the integral on \mathfrak{M} . How do we bound the integral on \mathfrak{M}_s ?

In order to do better than the trivial bound $\int_{\mathfrak{M}_s} \leq \int_{\mathbb{R}/\mathbb{Z}}$, we will need to use the fact that the series (1.6) defining $S_{\eta_+}(\alpha, x)$ is essentially supported on prime numbers. Bounding the integral on \mathfrak{M}_s is closely related to the problem of bounding

$$\sum_{q \leq s} \sum_{\substack{a \bmod q \\ (a, q)=1}} \left| \sum_{n \leq x} a_n e(a/q) \right|^2 \quad (1.41)$$

efficiently for s considerably smaller than \sqrt{x} and a_n supported on the primes $\sqrt{x} < p \leq x$. This is a classical problem in the study of the large sieve. The usual bound on (1.41) (by, for instance, Montgomery's inequality) has a gain of a factor of

$$2e^\gamma (\log s) / (\log x / s^2)$$

relative to the bound of $(x + s^2) \sum_n |a_n|^2$ that one would get from the large sieve without using prime support. Heath-Brown proceeded similarly to bound

$$\int_{\mathfrak{M}_s} |S_{\eta_+}(\alpha, x)|^2 d\alpha \lesssim \frac{2e^\gamma \log s}{\log x / s^2} \int_{\mathbb{R}/\mathbb{Z}} |S_{\eta_+}(\alpha, x)|^2 d\alpha. \quad (1.42)$$

This already gives us the gain of $C(\log s)/\log x$ that we absolutely need, but the constant C is suboptimal; the factor in the right side of (1.42) should really be $(\log s)/\log x$, i.e., C should be 1. We cannot reasonably hope to obtain a factor better than $2(\log s)/\log x$ in the minor arcs due to what is known as the *parity problem* in sieve theory. As it turns out, Ramaré [Ram09] had given general bounds on the large sieve that were clearly conducive to better bounds on (1.41), though they involved a ratio that was not easy to bound in general.

I used several careful estimations (including [Ram95, Lem. 3.4]) to reduce the problem of bounding this ratio to a finite number of cases, which I then checked by a rigorous computation. This approach gave a bound on (1.41) with a factor of size close to $2(\log s)/\log x$. (This solves the large-sieve problem for $s \leq x^{0.3}$; it would still be worthwhile to give a computation-free proof for all $s \leq x^{1/2-\epsilon}$, $\epsilon > 0$.) It was then easy to give an analogous bound for the integral over \mathfrak{M}_s , namely,

$$\int_{\mathfrak{M}_s} |S_{\eta_+}(\alpha, x)|^2 d\alpha \lesssim \frac{2 \log s}{\log x} \int_{\mathbb{R}/\mathbb{Z}} |S_{\eta_+}(\alpha, x)|^2 d\alpha,$$

where \lesssim can easily be made precise by replacing $\log s$ by $\log s + 1.36$ and $\log x$ by $\log x + c$, where c is a small constant. Without this improvement, the main theorem would still have been proved, but the required computation time would have been multiplied by a factor of considerably more than $e^{3\gamma} = 5.6499 \dots$.

What remained then was just to compare the estimates on (1.35) and (1.36) and check that (1.36) is smaller for $n \geq 10^{27}$. This final step was just bookkeeping. As we already discussed, a check for $n < 10^{27}$ is easy. Thus ends the proof of the main theorem.

1.6 Some remarks on computations

There were two main computational tasks: verifying the ternary conjecture for all $n \leq C$, and checking the Generalized Riemann Hypothesis for modulus $q \leq r$ up to a certain height.

The first task was not very demanding. Platt and I verified in [HP13] that every odd integer $5 < n \leq 8.8 \cdot 10^{30}$ can be written as the sum of three primes. (In the end, only a check for $5 < n \leq 10^{27}$ was needed.) We proceeded as follows. In a major computational effort, Oliveira e Silva, Herzog and Pardi [OeSHP14]) had already checked that the binary Goldbach conjecture is true up to $4 \cdot 10^{18}$ – that is, every even number up to $4 \cdot 10^{18}$ is the sum of two primes. Given that, all we had to do was to construct a “prime ladder”, that is, a list of primes from 3 up to $8.8 \cdot 10^{30}$ such that the difference between any two consecutive primes in the list is at least 4 and at most $4 \cdot 10^{18}$. (This is a known strategy: see [Sao98].) Then, for any odd integer

$5 < n \leq 8.8 \cdot 10^{30}$, there is a prime p in the list such that $4 \leq n - p \leq 4 \cdot 10^{18} + 2$. (Choose the largest $p < n$ in the ladder, or, if n minus that prime is 2, choose the prime immediately under that.) By [OeSHP14] (and the fact that $4 \cdot 10^{18} + 2$ equals $p + q$, where $p = 2000000000000001301$ and $q = 1999999999999998701$ are both prime), we can write $n - p = p_1 + p_2$ for some primes p_1, p_2 , and so $n = p + p_1 + p_2$.

Building a prime ladder involves only integer arithmetic, that is, computer manipulation of integers, rather than of real numbers. Integers are something that computers can handle rapidly and reliably. We look for primes for our ladder only among a special set of integers whose primality can be tested deterministically quite quickly (Proth numbers: $k \cdot 2^m + 1$, $k < 2^m$). Thus, we can build a prime ladder by a rigorous, deterministic algorithm that can be (and was) parallelized trivially.

The second computation is more demanding. It consists in verifying that, for every L -function $L(s, \chi)$ with χ of conductor $q \leq r = 300000$ (for q even) or $q \leq r/2$ (for q odd), all zeroes of $L(s, \chi)$ such that $|\Im(s)| \leq H_q = 10^8/q$ (for q odd) and $|\Im(s)| \leq H_q = \max(10^8/q, 200 + 7.5 \cdot 10^7/q)$ (for q even) lie on the critical line. As a matter of fact, Platt went up to conductor $q \leq 200000$ (or twice that for q even) [Plab]; he had already gone up to conductor 100000 in his PhD thesis [Pla11]. The verification took, in total, about 400000 core-hours (i.e., the total number of processor cores used times the number of hours they ran equals 400000; nowadays, a top-of-the-line processor typically has eight cores). In the end, since I used only $q \leq 150000$ (or twice that for q even), the number of hours actually needed was closer to 160000; since I could have made do with $q \leq 120000$ (at the cost of increasing C to 10^{29} or 10^{30}), it is likely, in retrospect, that only about 80000 core-hours were needed.

Checking zeros of L -functions computationally goes back to Riemann (who did it by hand for the special case of the Riemann zeta function). It is also one of the things that were tried on digital computers in their early days (by Turing [Tur53], for instance; see the exposition in [Boo06b]). One of the main issues to be careful about arises whenever one manipulates real numbers via a computer: generally speaking, a computer cannot store an irrational number; moreover, while a computer can handle rationals, it is really most comfortable handling just those rationals whose denominators are powers of two. Thus, one cannot really say: “computer, give me the sine of that number” and expect a precise result. What one should do, if one really wants to prove something (as is the case here!), is to say: “computer, I am giving you an interval $I = [a/2^k, b/2^k]$; give me an interval $I' = [c/2^\ell, d/2^\ell]$, preferably very short, such that $\sin(I) \subset I'$ ”. This is called interval arithmetic; it is arguably the easiest way to do floating-point computations rigorously.

Processors do not do this natively, and if interval arithmetic is implemented purely on software, computations can be slowed down by a factor of about 100. Fortunately, there are ways of running interval-arithmetic computations partly on hardware, partly on software.

Incidentally, there are some basic functions (such as \sin) that should always be done on software, not just if one wants to use interval arithmetic, but even if one just wants reasonably precise results: the implementation of transcendental functions in some of the most popular processors does not always round correctly, and errors can accumulate quickly. Fortunately, this problem is already well-known, and there is software that takes care of this. (Platt and I used the `crlibm` library [DLDDD⁺10].)

Lastly, there were several relatively minor computations strewn here and there in the proof. There is some numerical integration, done rigorously; once or twice, this was done using a standard package based on interval arithmetic [Ned06], but most of the time I wrote my own routines in C (using Platt’s interval arithmetic package) for the sake of speed. Another kind of computation (employed much more in [Hela] than in the somewhat more polished version of the proof given here) was a rigorous version of a “proof by graph” (“the maximum of a function f is clearly less than 4 because I can see it on the screen”). There is a standard way to do this (see, e.g., [Tuc11, §5.2]); essentially, the bisection method combines naturally with interval arithmetic, as we shall describe in §2.6. Yet another computation (and not a very small one) was that involved in verifying a large-sieve inequality in an intermediate range (as we discussed in §1.5).

It may be interesting to note that one of the inequalities used to estimate (1.30) was proven with the help of automatic quantifier elimination [HB11]. Proving this inequality was a very minor task, both computationally and mathematically; in all likelihood, it is feasible to give a human-generated proof. Still, it is nice to know from first-hand experience that computers can nowadays (pretend to) do something other than just perform numerical computations – and that this is already applicable in current mathematical practice.

Chapter 2

Notation and preliminaries

2.1 General notation

Given positive integers m, n , we say $m|n^\infty$ if every prime dividing m also divides n . We say a positive integer n is *square-full* if, for every prime p dividing n , the square p^2 also divides n . (In particular, 1 is square-full.) We say n is *square-free* if $p^2 \nmid n$ for every prime p . For p prime, n a non-zero integer, we define $v_p(n)$ to be the largest non-negative integer α such that $p^\alpha | n$.

When we write \sum_n , we mean $\sum_{n=1}^\infty$, unless the contrary is stated. As always, $\Lambda(n)$ denotes the *von Mangoldt function*:

$$\Lambda(n) = \begin{cases} \log p & \text{if } n = p^\alpha \text{ for some prime } p \text{ and some integer } \alpha \geq 1, \\ 0 & \text{otherwise,} \end{cases}$$

and μ denotes the *Möbius function*:

$$\mu(n) = \begin{cases} (-1)^k & \text{if } n = p_1 p_2 \dots p_k, \text{ all } p_i \text{ distinct} \\ 0 & \text{if } p^2 | n \text{ for some prime } p, \end{cases}$$

We let $\tau(n)$ be the number of divisors of an integer n , $\omega(n)$ the number of prime divisors of n , and $\sigma(n)$ the sum of the divisors of n .

We write (a, b) for the greatest common divisor of a and b . If there is any risk of confusion with the pair (a, b) , we write $\gcd(a, b)$. Denote by (a, b^∞) the divisor $\prod_{p|b} p^{v_p(a)}$ of a . (Thus, $a/(a, b^\infty)$ is coprime to b , and is in fact the maximal divisor of a with this property.)

As is customary, we write $e(x)$ for $e^{2\pi i x}$. We denote the L_r norm of a function f by $|f|_r$. We write $O^*(R)$ to mean a quantity at most R in absolute value. Given a set S , we write 1_S for its characteristic function:

$$1_S(x) = \begin{cases} 1 & \text{if } x \in S, \\ 0 & \text{otherwise.} \end{cases}$$

Write $\log^+ x$ for $\max(\log x, 0)$.

2.2 Dirichlet characters and L functions

Let us go over some basic terms. A *Dirichlet character* $\chi : \mathbb{Z} \rightarrow \mathbb{C}$ of modulus q is a character χ of $(\mathbb{Z}/q\mathbb{Z})^*$ lifted to \mathbb{Z} with the convention that $\chi(n) = 0$ when $(n, q) \neq 1$. (In other words: χ is completely multiplicative and periodic modulo q , and vanishes on integers not coprime to q .) Again by convention, there is a Dirichlet character of modulus $q = 1$, namely, the *trivial character* $\chi_T : \mathbb{Z} \rightarrow \mathbb{C}$ defined by $\chi_T(n) = 1$ for every $n \in \mathbb{Z}$.

If χ is a character modulo q and χ' is a character modulo $q'|q$ such that $\chi(n) = \chi'(n)$ for all n coprime to q , we say that χ' *induces* χ . A character is *primitive* if it is not induced by any character of smaller modulus. Given a character χ , we write χ^* for the (uniquely defined) primitive character inducing χ . If a character $\chi \bmod q$ is induced by the trivial character χ_T , we say that χ is *principal* and write χ_0 for χ (provided the modulus q is clear from the context). In other words, $\chi_0(n) = 1$ when $(n, q) = 1$ and $\chi_0(n) = 0$ when $(n, q) \neq 1$.

A Dirichlet L -function $L(s, \chi)$ (χ a Dirichlet character) is defined as the analytic continuation of $\sum_n \chi(n)n^{-s}$ to the entire complex plane; there is a pole at $s = 1$ if χ is principal.

A non-trivial zero of $L(s, \chi)$ is any $s \in \mathbb{C}$ such that $L(s, \chi) = 0$ and $0 < \Re(s) < 1$. (In particular, a zero at $s = 0$ is called “trivial”, even though its contribution can be a little tricky to work out. The same would go for the other zeros with $\Re(s) = 0$ occurring for χ non-primitive, though we will avoid this issue by working mainly with χ primitive.) The zeros that occur at (some) negative integers are called *trivial zeros*.

The *critical line* is the line $\Re(s) = 1/2$ in the complex plane. Thus, the generalized Riemann hypothesis for Dirichlet L -functions reads: for every Dirichlet character χ , all non-trivial zeros of $L(s, \chi)$ lie on the critical line. Verifiable finite versions of the generalized Riemann hypothesis generally read: for every Dirichlet character χ of modulus $q \leq Q$, all non-trivial zeros of $L(s, \chi)$ with $|\Im(s)| \leq f(q)$ lie on the critical line (where $f : \mathbb{Z} \rightarrow \mathbb{R}^+$ is some given function).

2.3 Fourier transforms and exponential sums

The Fourier transform on \mathbb{R} is normalized here as follows:

$$\widehat{f}(t) = \int_{-\infty}^{\infty} e(-xt) f(x) dx.$$

The trivial bound is $|\widehat{f}|_{\infty} \leq |f|_1$. If f is compactly supported (or of fast enough decay as $t \mapsto \pm\infty$) and piecewise continuous, $\widehat{f}(t) = \widehat{f}'(t)/(2\pi it)$ by integration by parts. Iterating, we obtain that if f is of fast decay and differentiable k times outside finitely many points, then

$$\widehat{f}(t) = O^* \left(\frac{|\widehat{f^{(k)}}|_{\infty}}{(2\pi t)^k} \right) = O^* \left(\frac{|f^{(k)}|_1}{(2\pi t)^k} \right). \quad (2.1)$$

Thus, for instance, if f is compactly supported, continuous and piecewise C^1 , then \widehat{f} decays at least quadratically.

It could happen that $|f^{(k)}|_1 = \infty$, in which case (2.1) is trivial (but not false). In practice, we require $f^{(k)} \in L_1$. In a typical situation, f is differentiable k times except at x_1, x_2, \dots, x_k , where it is differentiable only $(k-2)$ times; the contribution of x_i (say) to $|f^{(k)}|_1$ is then $|\lim_{x \rightarrow x_i^+} f^{(k-1)}(x) - \lim_{x \rightarrow x_i^-} f^{(k-1)}(x)|$.

The following bound is standard (see, e.g., [Tao14, Lemma 3.1]): for $\alpha \in \mathbb{R}/\mathbb{Z}$ and $f : \mathbb{R} \rightarrow \mathbb{C}$ compactly supported and piecewise continuous,

$$\left| \sum_{n \in \mathbb{Z}} f(n) e(\alpha n) \right| \leq \min \left(|f|_1 + \frac{1}{2} |f'|_1, \frac{\frac{1}{2} |f'|_1}{|\sin(\pi \alpha)|} \right). \quad (2.2)$$

(The first bound follows from $\sum_{n \in \mathbb{Z}} |f(n)| \leq |f|_1 + (1/2) |f'|_1$, which, in turn is a quick consequence of the fundamental theorem of calculus; the second bound is proven by summation by parts.) The alternative bound $(1/4) |f''|_1 / |\sin(\pi \alpha)|^2$ given in [Tao14, Lemma 3.1] (for f continuous and piecewise C^1) can usually be improved by the following estimate.

Lemma 2.3.1. *Let $f : \mathbb{R} \rightarrow \mathbb{C}$ be compactly supported, continuous and piecewise C^1 . Then*

$$\left| \sum_{n \in \mathbb{Z}} f(n) e(\alpha n) \right| \leq \frac{\frac{1}{4} |\widehat{f''}|_\infty}{(\sin \pi \alpha)^2} \quad (2.3)$$

for every $\alpha \in \mathbb{R}$.

As usual, the assumption of compact support could easily be relaxed to an assumption of fast decay.

Proof. By the Poisson summation formula,

$$\sum_{n=-\infty}^{\infty} f(n) e(\alpha n) = \sum_{n=-\infty}^{\infty} \widehat{f}(n - \alpha).$$

Since $\widehat{f}(t) = \widehat{f'}(t)/(2\pi i t)$,

$$\sum_{n=-\infty}^{\infty} \widehat{f}(n - \alpha) = \sum_{n=-\infty}^{\infty} \frac{\widehat{f'}(n - \alpha)}{2\pi i (n - \alpha)} = \sum_{n=-\infty}^{\infty} \frac{\widehat{f''}(n - \alpha)}{(2\pi i (n - \alpha))^2}.$$

By Euler's formula $\pi \cot s\pi = 1/s + \sum_{n=1}^{\infty} (1/(n+s) - 1/(n-s))$,

$$\sum_{n=-\infty}^{\infty} \frac{1}{(n+s)^2} = -(\pi \cot s\pi)' = \frac{\pi^2}{(\sin s\pi)^2}. \quad (2.4)$$

Hence

$$\left| \sum_{n=-\infty}^{\infty} \widehat{f}(n - \alpha) \right| \leq |\widehat{f''}|_\infty \sum_{n=-\infty}^{\infty} \frac{1}{(2\pi(n - \alpha))^2} = |\widehat{f''}|_\infty \cdot \frac{1}{(2\pi)^2} \cdot \frac{\pi^2}{(\sin \alpha\pi)^2}.$$

□

The trivial bound $|\widehat{f''}|_\infty \leq |f''|_1$, applied to (2.3), recovers the bound in [Tao14, Lemma 3.1]. In order to do better, we will give a tighter bound for $|\widehat{f''}|_\infty$ in Appendix B when f is equal to one of our main smoothing functions ($f = \eta_2$).

Integrals of multiples of f'' (in particular, $|f''|_1$ and $\widehat{f''}$) can still be made sense of when f'' is undefined at a finite number of points, provided f is understood as a distribution (and f' has finite total variation). This is the case, in particular, for $f = \eta_2$.

* * *

When we need to estimate $\sum_n f(n)$ precisely, we will use the Poisson summation formula:

$$\sum_n f(n) = \sum_n \widehat{f}(n).$$

We will not have to worry about convergence here, since we will apply the Poisson summation formula only to compactly supported functions f whose Fourier transforms decay at least quadratically.

2.4 Mellin transforms

The *Mellin transform* of a function $\phi : (0, \infty) \rightarrow \mathbb{C}$ is

$$M\phi(s) := \int_0^\infty \phi(x)x^{s-1}dx. \quad (2.5)$$

If $\phi(x)x^{\sigma-1}$ is in ℓ_1 with respect to dt (i.e., $\int_0^\infty |\phi(x)|x^{\sigma-1}dx < \infty$), then the Mellin transform is defined on the line $\sigma + i\mathbb{R}$. Moreover, if $\phi(x)x^{\sigma-1}$ is in ℓ_1 for $\sigma = \sigma_1$ and for $\sigma = \sigma_2$, where $\sigma_2 > \sigma_1$, then it is easy to see that it is also in ℓ_1 for all $\sigma \in (\sigma_1, \sigma_2)$, and that, moreover, the Mellin transform is holomorphic on $\{s : \sigma_1 < \Re(s) < \sigma_2\}$. We then say that $\{s : \sigma_1 < \Re(s) < \sigma_2\}$ is a *strip of holomorphy* for the Mellin transform.

The Mellin transform becomes a Fourier transform (of $\eta(e^{-2\pi v})e^{-2\pi v\sigma}$) by means of the change of variables $x = e^{-2\pi v}$. We thus obtain, for example, that the Mellin transform is an isometry, in the sense that

$$\int_0^\infty |f(x)|^2 x^{2\sigma} \frac{dx}{x} = \frac{1}{2\pi} \int_{-\infty}^\infty |Mf(\sigma + it)|^2 dt. \quad (2.6)$$

Recall that, in the case of the Fourier transform, for $|\widehat{f}|_2 = |f|_2$ to hold, it is enough that f be in $\ell_1 \cap \ell_2$. This gives us that, for (2.6) to hold, it is enough that $f(x)x^{\sigma-1}$ be in ℓ_1 and $f(x)x^{\sigma-1/2}$ be in ℓ_2 (again, with respect to dt , in both cases).

We write $f *_M g$ for the multiplicative, or Mellin, convolution of f and g :

$$(f *_M g)(x) = \int_0^\infty f(w)g\left(\frac{x}{w}\right) \frac{dw}{w}. \quad (2.7)$$

In general,

$$M(f *_M g) = Mf \cdot Mg \quad (2.8)$$

and

$$M(f \cdot g)(s) = \frac{1}{2\pi i} \int_{\sigma-i\infty}^{\sigma+i\infty} Mf(z)Mg(s-z)dz \quad [\text{GR94}, \S 17.32] \quad (2.9)$$

provided that z and $s-z$ are within the strips on which Mf and Mg (respectively) are well-defined.

We also have several useful transformation rules, just as for the Fourier transform. For example,

$$\begin{aligned} M(f'(t))(s) &= -(s-1) \cdot Mf(s-1), \\ M(tf'(t))(s) &= -s \cdot Mf(s), \\ M((\log t)f(t))(s) &= (Mf)'(s) \end{aligned} \quad (2.10)$$

(as in, e.g., [BBO10, Table 1.11]).

Let

$$\eta_2 = (2 \cdot 1_{[1/2,1]}) *_M (2 \cdot 1_{[1/2,1]}).$$

Since (see, e.g., [BBO10, Table 11.3] or [GR94, §16.43])

$$(MI_{[a,b]})(s) = \frac{b^s - a^s}{s},$$

we see that

$$M\eta_2(s) = \left(\frac{1-2^{-s}}{s}\right)^2, \quad M\eta_4(s) = \left(\frac{1-2^{-s}}{s}\right)^4. \quad (2.11)$$

Let $f_z = e^{-zt}$, where $\Re(z) > 0$. Then

$$\begin{aligned} (Mf)(s) &= \int_0^\infty e^{-zt} t^{s-1} dt = \frac{1}{z^s} \int_0^\infty e^{-t} dt \\ &= \frac{1}{z^s} \int_0^{z\infty} e^{-u} u^{s-1} du = \frac{1}{z^s} \int_0^\infty e^{-t} t^{s-1} dt = \frac{\Gamma(s)}{z^s}, \end{aligned}$$

where the next-to-last step holds by contour integration, and the last step holds by the definition of the Gamma function $\Gamma(s)$.

2.5 Bounds on sums of μ and Λ

We will need some simple explicit bounds on sums involving the von Mangoldt function Λ and the Moebius function μ . In non-explicit work, such sums are usually bounded using the prime number theorem, or rather using the properties of the zeta function $\zeta(s)$ underlying the prime number theorem. Here, however, we need robust, fully explicit bounds valid over just about any range.

For the most part, we will just be quoting the literature, supplemented with some computations when needed. The proofs in the literature are sometimes based on properties of $\zeta(s)$, and sometimes on more elementary facts.

First, let us see some bounds involving Λ . The following bound can be easily derived from [RS62, (3.23)], supplemented by a quick calculation of the contribution of powers of primes $p < 32$:

$$\sum_{n \leq x} \frac{\Lambda(n)}{n} \leq \log x. \quad (2.12)$$

We can derive a bound in the other direction from [RS62, (3.21)] (for $x > 1000$, adding the contribution of all prime powers ≤ 1000) and a numerical verification for $x \leq 1000$:

$$\sum_{n \leq x} \frac{\Lambda(n)}{n} \geq \log x - \log \frac{3}{\sqrt{2}}. \quad (2.13)$$

We also use the following older bounds:

1. By the second table in [RR96, p. 423], supplemented by a computation for $2 \cdot 10^6 \leq V \leq 4 \cdot 10^6$,

$$\sum_{n \leq y} \Lambda(n) \leq 1.0004y \quad (2.14)$$

for $y \geq 2 \cdot 10^6$.

- 2.

$$\sum_{n \leq y} \Lambda(n) < 1.03883y \quad (2.15)$$

for every $y > 0$ [RS62, Thm. 12].

For all $y > 663$,

$$\sum_{n \leq y} \Lambda(n)n < 1.03884 \frac{y^2}{2}, \quad (2.16)$$

where we use (2.15) and partial summation for $y > 200000$, and a computation for $663 < y \leq 200000$. Using instead the second table in [RR96, p. 423], together with computations for small $y < 10^7$ and partial summation, we get that

$$\sum_{n \leq y} \Lambda(n)n < 1.0008 \frac{y^2}{2} \quad (2.17)$$

for $y > 1.6 \cdot 10^6$.

Similarly,

$$\sum_{n \leq y} \frac{\Lambda(n)}{\sqrt{n}} < 2 \cdot 1.0004 \sqrt{y} \quad (2.18)$$

for all $y \geq 1$.

It is also true that

$$\sum_{y/2 < p \leq y} (\log p)^2 \leq \frac{1}{2} y (\log y) \quad (2.19)$$

for $y \geq 117$: this holds for $y \geq 2 \cdot 758699$ by [RS75, Cor. 2] (applied to $x = y$, $x = y/2$ and $x = 2y/3$) and for $117 \leq y < 2 \cdot 758699$ by direct computation.

Now let us see some estimates on sums involving μ . The situation here is less satisfactory than for sums involving Λ . The main reason is that the complex-analytic approach to estimating $\sum_{n \leq N} \mu(n)$ would involve $1/\zeta(s)$ rather than $\zeta'(s)/\zeta(s)$, and thus strong explicit bounds on the residues of $1/\zeta(s)$ would be needed. Thus, explicit estimates on sums involving μ are harder to obtain than estimates on sums involving Λ . This is so even though analytic number theorists are generally used (from the habit of non-explicit work) to see the estimation of one kind of sum or the other as essentially the same task.

Fortunately, in the case of sums of the type $\sum_{n \leq x} \mu(n)/n$ for x arbitrary (a type of sum that will be rather important for us), all we need is a saving of $(\log n)$ or $(\log n)^2$ on the trivial bound. This is provided by the following.

1. (Granville-Ramaré [GR96], Lemma 10.2)

$$\left| \sum_{n \leq x: \gcd(n, q)=1} \frac{\mu(n)}{n} \right| \leq 1 \quad (2.20)$$

for all $x, q \geq 1$,

2. (Ramaré [Ram13]; cf. El Marraki [EM95], [EM96])

$$\left| \sum_{n \leq x} \frac{\mu(n)}{n} \right| \leq \frac{0.03}{\log x} \quad (2.21)$$

for $x \geq 11815$.

3. (Ramaré [Ramb])

$$\sum_{n \leq x: \gcd(n, q)=1} \frac{\mu(n)}{n} = O^* \left(\frac{1}{\log x/q} \cdot \frac{4}{5} \frac{q}{\phi(q)} \right) \quad (2.22)$$

for all x and all $q \leq x$;

$$\sum_{n \leq x: \gcd(n, q)=1} \frac{\mu(n)}{n} \log \frac{x}{n} = O^* \left(1.00303 \frac{q}{\phi(q)} \right) \quad (2.23)$$

for all x and all q .

Improvements on these bounds would lead to improvements on type I estimates, but not in what are the worst terms overall at this point.

A computation carried out by the author has proven the following inequality for all real $x \leq 10^{12}$:

$$\left| \sum_{n \leq x} \frac{\mu(n)}{n} \right| \leq \sqrt{\frac{2}{x}} \quad (2.24)$$

The computation was conducted rigorously by means of interval arithmetic. For the sake of verification, we record that

$$5.42625 \cdot 10^{-8} \leq \sum_{n \leq 10^{12}} \frac{\mu(n)}{n} \leq 5.42898 \cdot 10^{-8}.$$

Computations also show that the stronger bound

$$\left| \sum_{n \leq x} \frac{\mu(n)}{n} \right| \leq \frac{1}{2\sqrt{x}}$$

holds for all $3 \leq x \leq 7727068587$, but not for $x = 7727068588 - \epsilon$.

Earlier, numerical work carried out by Olivier Ramaré [Ram14] had shown that (2.24) holds for all $x \leq 10^{10}$.

2.6 Interval arithmetic and the bisection method

Interval arithmetic has, at its basic data type, intervals of the form $I = [a/2^\ell, b/2^\ell]$, where $a, b, \ell \in \mathbb{Z}$ and $a \leq b$. Say we have a real number x , and we want to know $\sin(x)$. In general, we cannot represent x in a computer, in part because it may have no finite description. The best we can do is to construct an interval of the form $I = [a/2^\ell, b/2^\ell]$ in which x is contained.

What we ask of a routine in an interval-arithmetic package is to construct an interval $I' = [a'/2^{\ell'}, b'/2^{\ell'}]$ in which $\sin(I)$ is contained. (In practice, this is done partly in software, by means of polynomial approximations to \sin with precise error terms, and partly in hardware, by means of an efficient usage of rounding conventions.) This gives us, in effect, a value for $\sin(x)$ (namely, $(a' + b')/2^{\ell'+1}$) and a bound on the error term (namely, $(b' - a')/2^{\ell'+1}$).

There are several implementations of interval arithmetic available. We will almost always use D. Platt's implementation [Pla11] of double-precision interval arithmetic based on Lambov's [Lam08] ideas. (At one point, we will use the PROFIL/BIAS interval arithmetic package [Knü99], since it underlies the VNODE-LP [Ned06] package, which we use to bound an integral.)

The *bisection method* is a particularly simple method for finding maxima and minima of functions, as well as roots. It combines rather nicely with interval arithmetic, which makes the method rigorous. We follow an implementation based on [Tuc11, §5.2]. Let us go over the basic ideas.

Let us use the bisection method to find the minima (say) of a function f on a compact interval I_0 . (If the interval is non-compact, we generally apply the bisection method to a compact sub-interval and use other tools, e.g., power-series expansions, in the complement.) The method proceeds by splitting an interval into two repeatedly, discarding the halves where the minimum cannot be found. More precisely, if we implement it by interval arithmetic, it proceeds as follows. First, in an optional initial step, we subdivide (if necessary) the interval I_0 into smaller intervals I_k to which the algorithm will actually be applied. For each k , interval arithmetic gives us a lower

bound r_k^- and an upper bound r_k^+ on $\{f(x) : x \in I_k\}$; here r_k^- and r_k^+ are both of the form $a/2^\ell$, $a, \ell \in \mathbb{Z}$. Let m_0 be the minimum of r_k^+ over all k . We can discard all the intervals I_k for which $r_k^- > m_0$. Then we apply the main procedure: starting with $i = 1$, split each surviving interval into two equal halves, recompute the lower and upper bound on each half, define m_i , as before, to be the minimum of all upper bounds, and discard, again, the intervals on which the lower bound is larger than m_i ; increase i by 1. We repeat the main procedure as often as needed. In the end, we obtain that the minimum is no smaller than the minimum of the lower bounds (call them $(r^{(i)})_k^-$) on all surviving intervals $I_k^{(i)}$. Of course, we also obtain that the minimum (or minima, if there is more than one) must lie in one of the surviving intervals.

It is easy to see how the same method can be applied (with a trivial modification) to find maxima, or (with very slight changes) to find the roots of a real-valued function on a compact interval.

Part I

Minor arcs

Chapter 3

Introduction

The circle method expresses the number of solutions to a given problem in terms of exponential sums. Let $\eta : \mathbb{R}^+ \rightarrow \mathbb{C}$ be a smooth function, Λ the von Mangoldt function (defined as in (1.5)) and $e(t) = e^{2\pi it}$. The estimation of exponential sums of the type

$$S_\eta(\alpha, x) = \sum_n \Lambda(n) e(\alpha n) \eta(n/x), \quad (3.1)$$

where $\alpha \in \mathbb{R}/\mathbb{Z}$, already lies at the basis of Hardy and Littlewood’s approach to the ternary Goldbach problem by means of the circle method [HL22]. The division of the circle \mathbb{R}/\mathbb{Z} into “major arcs” and “minor arcs” goes back to Hardy and Littlewood’s development of the circle method for other problems. As they themselves noted, assuming GRH means that, for the ternary Goldbach problem, all of the circle can be, in effect, subdivided into major arcs – that is, under GRH, (3.1) can be estimated with major-arc techniques for α arbitrary. They needed to make such an assumption precisely because they did not yet know how to estimate $S_\eta(\alpha, x)$ on the minor arcs.

Minor-arc techniques for Goldbach’s problem were first developed by Vinogradov [Vin37]. These techniques make it possible to work without GRH. The main obstacle to a full proof of the ternary Goldbach conjecture since then has been that, in spite of gradual improvements, minor-arc bounds have simply not been strong enough.

As in all work to date, our aim will be to give useful upper bounds on (3.1) for α in the minor bounds, rather than the precise estimates that are typical of the major-arc case. We will have to give upper bounds that are qualitatively stronger than those known before. (In Part III, we will also show how to use them more efficiently.)

Our main challenge will be to give a good upper bound whenever q is larger than a constant r . Here “sufficiently good” means “smaller than the trivial bound divided by a large constant, and getting even smaller quickly as q grows”. Our bound must also be good for $\alpha = a/q + \delta/x$, where $q < r$ but δ is large. (Such an α may be said to lie on the *tail* (δ large) of a major arc (q small).)

Of course, all expressions must be explicit and all constants in the leading terms of the bound must be small. Still, the main requirement is a qualitative one. For instance, we know in advance that a single factor of $\log x$ would be the end of us. That is, we

know that, if there is a single term of the form, say, $(x \log x)/q$, and the trivial bound is about x , we are lost: $(x \log x)/q$ is greater than x for x large and q constant.

The quality of the results here is due to several new ideas of general applicability. In particular, §5.1 introduces a way to obtain cancellation from Vaughan's identity. Vaughan's identity is a two-log gambit, in that it introduces two convolutions (each of them at a cost of log) and offers a great deal of flexibility in compensation. One of the ideas presented here is that at least one of two logs can be successfully recovered after having been given away in the first stage of the proof. This reduces the cost of the use of this basic identity in this and, presumably, many other problems.

There are several other improvements that make a qualitative difference; see the discussions at the beginning of §4 and §5. Considering smoothed sums – now a common idea – also helps. (Smooth sums here go back to Hardy-Littlewood [HL22] – both in the general context of the circle method and in the context of Goldbach's ternary problem. In recent work on the problem, they reappear in [Tao14].)

3.1 Results

The main bound we are about to see is essentially proportional to $((\log q)/\sqrt{\phi(q)}) \cdot x$. The term δ_0 serves to improve the bound when we are on the tail of an arc.

Theorem 3.1.1. *Let $x \geq x_0$, $x_0 = 2.16 \cdot 10^{20}$. Let $S_\eta(\alpha, x)$ be as in (3.1), with η defined in (3.4). Let $2\alpha = a/q + \delta/x$, $q \leq Q$, $\gcd(a, q) = 1$, $|\delta/x| \leq 1/qQ$, where $Q = (3/4)x^{2/3}$. If $q \leq x^{1/3}/6$, then*

$$|S_\eta(\alpha, x)| \leq \frac{R_{x, \delta_0 q} \log \delta_0 q + 0.5}{\sqrt{\delta_0 \phi(q)}} \cdot x + \frac{2.5x}{\sqrt{\delta_0 q}} + \frac{2x}{\delta_0 q} \cdot L_{x, \delta_0 q, q} + 3.36x^{5/6}, \quad (3.2)$$

where

$$\begin{aligned} \delta_0 &= \max(2, |\delta|/4), \quad R_{x, t} = 0.27125 \log \left(1 + \frac{\log 4t}{2 \log \frac{9x^{1/3}}{2.004t}} \right) + 0.41415, \\ L_{x, t, q} &= \frac{q}{\phi(q)} \left(\frac{13}{4} \log t + 7.82 \right) + 13.66 \log t + 37.55. \end{aligned} \quad (3.3)$$

If $q > x^{1/3}/6$, then

$$|S_\eta(\alpha, x)| \leq 0.276x^{5/6}(\log x)^{3/2} + 1234x^{2/3} \log x.$$

The factor $R_{x, t}$ is small in practice; for instance, for $x = 10^{25}$ and $\delta_0 q = 5 \cdot 10^5$ (typical “difficult” values), $R_{x, \delta_0 q}$ equals $0.59648 \dots$.

The classical choice¹ for η in (3.1) is $\eta(t) = 1$ for $t \leq 1$, $\eta(t) = 0$ for $t > 1$, which, of course, is not smooth, or even continuous. We use

$$\eta(t) = \eta_2(t) = 4 \max(\log 2 - |\log 2t|, 0), \quad (3.4)$$

¹Or, more precisely, the choice made by Vinogradov and followed by most of the literature since him. Hardy and Littlewood [HL22] worked with $\eta(t) = e^{-t}$.

as in Tao [Tao14], in part for purposes of comparison. (This is the multiplicative convolution of the characteristic function of an interval with itself.) Nearly all work should be applicable to any other sufficiently smooth function η of fast decay. It is important that $\widehat{\eta}$ decay at least quadratically.

We are not forced to use the same smoothing function as in Part II, and we do not. As was explained in the introduction, the simple technique (1.40) allows us to work with one smoothing function on the major arcs and with another one on the minor arcs.

3.2 Comparison to earlier work

Table 3.1 compares the bounds for the ratio $|S_\eta(a/q, x)|/x$ given by this paper and by [Tao14][Thm. 1.3] for $x = 10^{27}$ and different values of q . We are comparing worst cases: $\phi(q)$ as small as possible (q divisible by $2 \cdot 3 \cdot 5 \cdot \dots$) in the result here, and q divisible by 4 (implying $4\alpha \sim a/(q/4)$) in Tao's result. The main term in the result in this paper improves slowly with increasing x ; the results in [Tao14] worsen slowly with increasing x . The qualitative gain with respect to the main term in [Tao14, (1.10)] is in the order of $\log(q)\sqrt{\phi(q)/q}$. Notice also that the bounds in [Tao14] are not log-free; in [Tao14, (1.10)], there is a term proportional to $x(\log x)^2/q$. This becomes larger than the trivial bound x for x very large.

The results in [DR01] are unfortunately worse than the trivial bound in the range covered by Table 3.1. Ramaré's results ([Ram10, Thm. 3], [Ramc, Thm. 6]) are not applicable within the range, since neither of the conditions $\log q \leq (1/50)(\log x)^{1/3}$, $q \leq x^{1/48}$ is satisfied. Ramaré's bound in [Ramc, Thm. 6] is

$$\left| \sum_{x < n \leq 2x} \Lambda(n) e(an/q) \right| \leq 13000 \frac{\sqrt{q}}{\phi(q)} x \quad (3.5)$$

for $20 \leq q \leq x^{1/48}$. We should underline that, while both the constant 13000 and the condition $q \leq x^{1/48}$ keep (3.5) from being immediately useful in the present context, (3.5) is asymptotically better than the results here as $q \rightarrow \infty$. (Indeed, qualitatively speaking, the form of (3.5) is the best one can expect from results derived by the family of methods stemming from Vinogradov's work.) There is also unpublished work by Ramaré (ca. 1993) with different constants for $q \ll (\log x / \log \log x)^4$.

3.3 Basic setup

In the minor-arc regime, the first step in estimating an exponential sum on the primes generally consists in the application of an identity expressing the von Mangoldt function $\Lambda(n)$ in terms of a sum of convolutions of other functions.

3.3.1 Vaughan's identity

We recall Vaughan's identity [Vau77b]:

$$\Lambda = \mu_{\leq U} * \log + \mu_{\leq U} * \Lambda_{\leq V} * 1 + \mu_{> U} * \Lambda_{> V} * 1 + \Lambda_{\leq V}, \quad (3.6)$$

q_0	$\frac{ S_\eta(a/q, x) }{x}, \text{ HH}$	$\frac{ S_\eta(a/q, x) }{x}, \text{ Tao}$
10^5	0.04661	0.34475
$1.5 \cdot 10^5$	0.03883	0.28836
$2.5 \cdot 10^5$	0.03098	0.23194
$5 \cdot 10^5$	0.02297	0.17416
$7.5 \cdot 10^5$	0.01934	0.14775
10^6	0.01756	0.13159
10^7	0.00690	0.05251

Table 3.1: Worst-case upper bounds on $x^{-1}|S_\eta(a/2q, x)|$ for $q \geq q_0$, $|\delta| \leq 8$, $x = 10^{27}$. The trivial bound is 1.

where 1 is the constant function 1, and where we write

$$f_{\leq z}(n) = \begin{cases} f(n) & \text{if } n \leq z \\ 0 & \text{if } n > z, \end{cases} \quad f_{> z}(n) = \begin{cases} 0 & \text{if } n \leq z \\ f(n) & \text{if } n > z. \end{cases}$$

Here $f * g$ denotes the Dirichlet convolution $(f * g)(n) = \sum_{d|n} f(d)g(n/d)$. We can set the values of U and V however we wish.

Vaughan's identity is essentially a consequence of the Möbius inversion formula

$$(1 * \mu)(n) = \begin{cases} 1 & \text{if } n = 1, \\ 0 & \text{otherwise.} \end{cases} \quad (3.7)$$

Indeed, by (3.7),

$$\begin{aligned} \Lambda_{>V}(n) &= \sum_{dm|n} \mu(d) \Lambda_{>V}(m) \\ &= \sum_{dm|n} \mu_{\leq U}(d) \Lambda_{>V}(m) + \sum_{dm|n} \mu_{>U}(d) \Lambda_{>V}(m). \end{aligned}$$

Applying to this the trivial equality $\Lambda_{>V} = \Lambda - \Lambda_{\leq V}$, as well as the simple fact that $1 * \Lambda = \log$, we obtain that

$$\Lambda_{>V}(n) = \sum_{d|n} \mu_{\leq U}(d) \log(n/d) - \sum_{dm|n} \mu_{\leq U}(d) \Lambda_{\leq V}(m) + \sum_{dm|n} \mu_{>U}(d) \Lambda_{>V}(m).$$

By $\Lambda_V = \Lambda_{>V} + \Lambda_{\leq V}$, we conclude that Vaughan's identity (3.6) holds.

Applying Vaughan's identity, we easily get that, for any function $\eta : \mathbb{R} \rightarrow \mathbb{R}$, any completely multiplicative function $f : \mathbb{Z}^+ \rightarrow \mathbb{C}$ and any $x > 0$, $U, V \geq 0$,

$$\sum_n \Lambda(n) f(n) e(\alpha n) \eta(n/x) = S_{I,1} - S_{I,2} + S_{II} + S_{0,\infty}, \quad (3.8)$$

where

$$\begin{aligned}
S_{I,1} &= \sum_{m \leq U} \mu(m) f(m) \sum_n (\log n) e(\alpha mn) f(n) \eta(mn/x), \\
S_{I,2} &= \sum_{d \leq V} \Lambda(d) f(d) \sum_{m \leq U} \mu(m) f(m) \sum_n e(\alpha dmn) f(n) \eta(dmn/x), \\
S_{II} &= \sum_{m > U} f(m) \left(\sum_{\substack{d > U \\ d|m}} \mu(d) \right) \sum_{n > V} \Lambda(n) e(\alpha mn) f(n) \eta(mn/x), \\
S_{0,\infty} &= \sum_{n \leq V} \Lambda(n) e(\alpha n) f(n) \eta(n/x).
\end{aligned} \tag{3.9}$$

We will use the function

$$f(n) = \begin{cases} 1 & \text{if } \gcd(n, v) = 1, \\ 0 & \text{otherwise,} \end{cases} \tag{3.10}$$

where v is a small, positive, square-free integer. (Our final choice will be $v = 2$.) Then

$$S_\eta(x, \alpha) = S_{I,1} - S_{I,2} + S_{II} + S_{0,\infty} + S_{0,w}, \tag{3.11}$$

where $S_\eta(x, \alpha)$ is as in (3.1) and

$$S_{0,v} = \sum_{n|v} \Lambda(n) e(\alpha n) \eta(n/x).$$

The sums $S_{I,1}$, $S_{I,2}$ are called “of type I”, the sum S_{II} is called “of type II” (or bilinear). (The not-all-too colorful nomenclature goes back to Vinogradov.) The sum $S_{0,\infty}$ is in general negligible; for our later choice of V and η , it will be in fact 0. The sum $S_{0,v}$ will be negligible as well.

As we already discussed in the introduction, Vaughan’s identity is highly flexible (in that we can choose U and V at will) but somewhat inefficient in practice (in that a trivial estimate for the right side of (3.11) is actually larger than a trivial estimate for the left side of (3.11)). Some of our work will consist in regaining part of what is given up when we apply Vaughan’s identity.

3.3.2 An alternative route

There is an alternative route – namely, to use a less sacrificial, though also more inflexible, identity. While this was not, in the end, the route that was followed, let us nevertheless discuss it in some detail, in part so that we can understand to what extent it was, in retrospect, viable, and in part so as to see how much of the work we will undertake is really more or less independent of the particular identity we choose.

Since $\zeta'(s)/\zeta(s) = \sum_n \Lambda(n)n^{-s}$ and

$$\begin{aligned} \left(\frac{\zeta'(s)}{\zeta(s)} \right)^{(2)} &= \left(\frac{\zeta''(s)}{\zeta(s)} - \frac{(\zeta'(s))^2}{\zeta(s)^2} \right)' \\ &= \frac{\zeta^{(3)}(s)}{\zeta(s)} - \frac{3\zeta''(s)\zeta'(s)}{\zeta(s)^2} + 2 \left(\frac{\zeta'(s)}{\zeta(s)} \right)^3 \\ &= \frac{\zeta^{(3)}(s)}{\zeta(s)} - 3 \left(\frac{\zeta'(s)}{\zeta(s)} \right)' \cdot \frac{\zeta'(s)}{\zeta(s)} - \left(\frac{\zeta'(s)}{\zeta(s)} \right)^3, \end{aligned} \quad (3.12)$$

we can see, comparing coefficients, that

$$\Lambda \cdot \log^2 = \mu * \log^3 - 3(\Lambda \cdot \log) * \Lambda - \Lambda * \Lambda * \Lambda, \quad (3.13)$$

as was stated by Bombieri in [Bom76].

Here the term $\mu * \log^3$ is of the same kind as the term $\mu_{\leq U} * \log$ we have to estimate if we use Vaughan's identity, though the fact that there is no truncation at U means that one of the error terms will get larger – it will be proportional to x , in fact, if we sum from 1 to x . The trivial upper bound on the sum of $\Lambda \cdot \log^2$ from 1 to x is $x(\log x)^2$; thus, an error term of size x is barely acceptable.

In general, when we have a double or triple sum, we are not very good at getting better than trivial bounds in ranges in which all but one of the variables are very small. This is the source of the large error term that appears in the sum involving $\mu * \log^3$ because we are no longer truncating as for $\mu_{\leq U} * \log$. It will also be the source of other large error terms, including one that would be too large – namely, the one coming from the term $(\Lambda \cdot \log) * \Lambda$ when the variable of $\Lambda \cdot \log$ is large and that of Λ is small. (The trivial bound on that range is $\gg x \log x$.)

We avoid this problem by substituting the identity $\Lambda \cdot \log = \mu * \log^2 - \Lambda * \Lambda$ inside (3.13):

$$\Lambda \cdot \log^2 = \mu * \log^3 - 3(\mu * \log^2) * \Lambda + 2\Lambda * \Lambda * \Lambda. \quad (3.14)$$

(We could also have got this directly from the next-to-last line in (3.12).) When the variable of Λ in $(\mu * \log^2) * \Lambda$ is small, the variable of $\mu * \log^2$ is large, and we can estimate the resulting term using the same techniques as for $\mu * \log^3$.

It is easy to see that we can in fact mix (3.13) and (3.14):

$$\begin{aligned} \Lambda \cdot \log^2 &= \mu * \log^3 - 3((\Lambda \cdot \log) * \Lambda_{>V} + (\mu * \log^2) * \Lambda_{\leq V}) \\ &\quad + (-\Lambda_{>V} * \Lambda * \Lambda + 2\Lambda_{\leq V} * \Lambda * \Lambda) \end{aligned} \quad (3.15)$$

for V arbitrary. Note here that there is some cancellation in the last term: writing

$$F_{3,V}(n) = (-\Lambda_{>V} * \Lambda * \Lambda + 2\Lambda_{\leq V} * \Lambda * \Lambda)(n), \quad (3.16)$$

we can check easily that, for $n = p_1 p_2 p_3$ square-free with $V^3 < n$, we have

$$F_{3,V}(n) = \begin{cases} -6 \log p_1 \log p_2 \log p_3 & \text{if all } p_i > V, \\ 0 & \text{if } p_1 < p_2 \leq V < p_3, \\ 6 \log p_1 \log p_2 \log p_3 & \text{if } p_1 \leq V < p_2 < p_3, \\ 12 \log p_1 \log p_2 \log p_3 & \text{if all } p_i \leq V. \end{cases}$$

In contrast, for n square-free, $-\Lambda * \Lambda * \Lambda(n)$ is -6 if n is of the form $p_1 p_2 p_3$, and 0 otherwise.

We may find it useful to take aside two large terms that may need to be bounded trivially, namely, $\mu * \log_{\leq u}^3$ and $(\Lambda \cdot \log)_{\leq u} * \Lambda_{>V}$, where u will be a small parameter. (We can let, for instance, $u = 3$.) We conclude that

$$\Lambda \cdot \log^2 = F_{I,1,u}(n) - 3F_{I,2,V,u}(n) - 3F_{II,V,u}(n) + F_{3,V}(n) + F_{0,V,u}(n), \quad (3.17)$$

where

$$\begin{aligned} F_{I,1,u} &= \mu * \log_{>u}^3, \\ F_{I,2,V,u} &= (\mu * \log^2) * \Lambda_{\leq V}, \\ F_{II,V,u}(n) &= (\Lambda \cdot \log)_{>u} * \Lambda_{>V}, \\ F_{0,V,u}(n) &= \mu * \log_{\leq u}^3 - 3(\Lambda \cdot \log)_{\leq u} * \Lambda_{>V} \end{aligned}$$

and $F_{3,V}$ is as in (3.16).

In the bulk of the present work – in particular, in all steps that are part of the proof of Theorem 3.1.1 or the Main Theorem – we will use Vaughan’s identity, rather than (3.17). This choice was made while the proof was still underway; it was due mainly to back-of-the-envelope estimates that showed that the error terms could be too large if (3.14) was used. Of course, this might have been the case with Vaughan’s identity as well, but the fact that the parameters U, V there have a large effect on the outcome meant that one could hope to improve on insufficient estimates in part by adjusting U and V , without losing all previous work. (This is what was meant by the “flexibility” of Vaughan’s identity.)

The question remains: can one prove ternary Goldbach using (3.17) rather than Vaughan’s identity? This seems likely. If so, which proof would be more complicated? This is not clear.

There are large parts of the work that are the essentially the same in both cases:

- estimates for sums involving $\mu_{\leq U} * \log^k$ (“type I”),
- estimates for sums involving $\Lambda_{>u} * \Lambda_{>V}$ and the like (“type II”).

Trilinear sums, i.e., sums involving $\Lambda * \Lambda * \Lambda$, can be estimated much like bilinear sums, i.e., sums involving $\Lambda * \Lambda$.

There are also challenges that appear only for Vaughan’s identity and others that appear only for (3.17). An example of a challenge that is successfully faced in the main proof, but does not appear if (3.17) is used, consists in bounding sums of type

$$\sum_{U < m \leq x/W} \left(\sum_{\substack{d > U \\ d|m}} \mu(d) \right)^2.$$

(In §5.1, we will be able to bound sums of this type by a constant times x/W .) Likewise, large tail terms that have to be estimated trivially seem unavoidable in (3.17). (The choice of a parameter $u > 1$, as above, is meant to alleviate the problem.)

In the end, losing a factor of about $\log x/UV$ seems inevitable when one uses Vaughan's identity, but not when one uses (3.17). Another reason why a full treatment based on (3.17) would also be worthwhile is that it is a somewhat less familiar, and arguably under-used, identity and deserves more exploration. With these comments, we close the discussion of (3.17); we will henceforth use Vaughan's identity.

Chapter 4

Type I sums

Here, we must bound sums of the basic type

$$\sum_{m \leq D} \mu(m) \sum_n e(\alpha mn) \eta\left(\frac{mn}{x}\right)$$

and variations thereof. There are three main improvements in comparison to standard treatments:

1. The terms with m divisible by q get taken out and treated separately by analytic means. This all but eliminates what would otherwise be the main term.
2. The other terms get handled by improved estimates on trigonometric sums. For large m , the improvements have a substantial total effect – more than a constant factor is gained.
3. The “error” term $\delta/x = \alpha - a/q$ is used to our advantage. This happens both through the Poisson summation formula and through the use of two alternative approximations to the same number α .

The fact that a continuous weight η is used (“smoothing”) is a difference with respect to the classical literature ([Vin37] and what followed), but not with respect to more recent work (including [Tao14]); using smooth or continuous weights is an idea that has become commonplace in analytic number theory, even though it is not consistently applied. The improvements due to smoothing in type I are both relatively minor and essentially independent of the improvements due to (1) and (3). The use of a continuous weight combines nicely with (2), but the ideas given here would give qualitative improvements in the treatment of trigonometric sums even in the absence of smoothing.

4.1 Trigonometric sums

The following lemmas on trigonometric sums improve on the best Vinogradov-type lemmas in the literature. (By this, we mean results of the type of Lemma 8a and

Lemma 8b in [Vin04, Ch. I]. See, in particular, the work of Daboussi and Rivat [DR01, Lemma 1].) The main idea is to switch between different types of approximation within the sum, rather than just choosing between bounding all terms either trivially (by A) or non-trivially (by $C/|\sin(\pi\alpha n)|^2$). There will also¹ be improvements in our applications stemming from the fact that Lemmas 4.1.1 and Lemma 4.1.2 take quadratic ($|\sin(\pi\alpha n)|^2$) rather than linear ($|\sin(\pi\alpha n)|$) inputs. (These improved inputs come from the use of smoothing elsewhere.)

Lemma 4.1.1. *Let $\alpha = a/q + \beta/qQ$, $(a, q) = 1$, $|\beta| \leq 1$, $q \leq Q$. Then, for any $A, C \geq 0$,*

$$\sum_{y < n \leq y+q} \min \left(A, \frac{C}{|\sin(\pi\alpha n)|^2} \right) \leq \min \left(2A + \frac{6q^2}{\pi^2} C, 3A + \frac{4q}{\pi} \sqrt{AC} \right). \quad (4.1)$$

Proof. We start by letting $m_0 = \lfloor y \rfloor + \lfloor (q+1)/2 \rfloor$, $j = n - m_0$, so that j ranges in the interval $(-q/2, q/2]$. We write

$$\alpha n = \frac{aj + c}{q} + \delta_1(j) + \delta_2 \pmod{1},$$

where $|\delta_1(j)|$ and $|\delta_2|$ are both $\leq 1/2q$; we can assume $\delta_2 \geq 0$. The variable $r = aj + c \pmod{q}$ occupies each residue class \pmod{q} exactly once.

One option is to bound the terms corresponding to $r = 0, -1$ by A each and all the other terms by $C/|\sin(\pi\alpha n)|^2$. (This can be seen as the simple case; it will take us about a page just because we should estimate all sums and all terms here with great care – as in [DR01], only more so.)

The terms corresponding to $r = -k$ and $r = k - 1$ ($2 \leq k \leq q/2$) contribute at most

$$\frac{1}{\sin^2 \frac{\pi}{q} (k - \frac{1}{2} - q\delta_2)} + \frac{1}{\sin^2 \frac{\pi}{q} (k - \frac{3}{2} + q\delta_2)} \leq \frac{1}{\sin^2 \frac{\pi}{q} (k - \frac{1}{2})} + \frac{1}{\sin^2 \frac{\pi}{q} (k - \frac{3}{2})},$$

since $x \mapsto \frac{1}{(\sin x)^2}$ is convex-up on $(0, \infty)$. Hence the terms with $r \neq 0, 1$ contribute at most

$$\frac{1}{\left(\sin \frac{\pi}{2q}\right)^2} + 2 \sum_{2 \leq r \leq \frac{q}{2}} \frac{1}{\left(\sin \frac{\pi}{q} (r - 1/2)\right)^2} \leq \frac{1}{\left(\sin \frac{\pi}{2q}\right)^2} + 2 \int_1^{q/2} \frac{1}{\left(\sin \frac{\pi}{q} x\right)^2},$$

where we use again the convexity of $x \mapsto 1/(\sin x)^2$. (We can assume $q > 2$, as otherwise we have no terms other than $r = 0, 1$.) Now

$$\int_1^{q/2} \frac{1}{\left(\sin \frac{\pi}{q} x\right)^2} dx = \frac{q}{\pi} \int_{\frac{\pi}{q}}^{\frac{\pi}{2}} \frac{1}{(\sin u)^2} du = \frac{q}{\pi} \cot \frac{\pi}{q}.$$

¹This is a change with respect to the first version of the preprint [Helb]. The version of Lemma 4.1.1 there has, however, the advantage of being immediately comparable to results in the literature.

Hence

$$\sum_{y < n \leq y+q} \min \left(A, \frac{C}{(\sin \pi \alpha n)^2} \right) \leq 2A + \frac{C}{\left(\sin \frac{\pi}{2q} \right)^2} + C \cdot \frac{2q}{\pi} \cot \frac{\pi}{q}.$$

Now, by [AS64, (4.3.68)] and [AS64, (4.3.70)], for $t \in (-\pi, \pi)$,

$$\begin{aligned} \frac{t}{\sin t} &= 1 + \sum_{k \geq 0} a_{2k+1} t^{2k+2} = 1 + \frac{t^2}{6} + \dots \\ t \cot t &= 1 - \sum_{k \geq 0} b_{2k+1} t^{2k+2} = 1 - \frac{t^2}{3} - \frac{t^4}{45} - \dots, \end{aligned} \quad (4.2)$$

where $a_{2k+1} \geq 0, b_{2k+1} \geq 0$. Thus, for $t \in [0, t_0], t_0 < \pi$,

$$\left(\frac{t}{\sin t} \right)^2 = 1 + \frac{t^2}{3} + c_0(t) t^4 \leq 1 + \frac{t^2}{3} + c_0(t_0) t^4, \quad (4.3)$$

where

$$c_0(t) = \frac{1}{t^4} \left(\left(\frac{t}{\sin t} \right)^2 - \left(1 + \frac{t^2}{3} \right) \right),$$

which is an increasing function because $a_{2k+1} \geq 0$. For $t_0 = \pi/4, c_0(t_0) \leq 0.074807$. Hence,

$$\begin{aligned} \frac{t^2}{\sin^2 t} + t \cot 2t &\leq \left(1 + \frac{t^2}{3} + c_0 \left(\frac{\pi}{4} \right) t^4 \right) + \left(\frac{1}{2} - \frac{2t^2}{3} - \frac{8t^4}{45} \right) \\ &= \frac{3}{2} - \frac{t^2}{3} + \left(c_0 \left(\frac{\pi}{4} \right) - \frac{8}{45} \right) t^4 \leq \frac{3}{2} - \frac{t^2}{3} \leq \frac{3}{2} \end{aligned}$$

for $t \in [0, \pi/4]$.

Therefore, the left side of (4.1) is at most

$$2A + C \cdot \left(\frac{2q}{\pi} \right)^2 \cdot \frac{3}{2} = 2A + \frac{6}{\pi^2} C q^2.$$

The following is an alternative approach; it yields the other estimate in (4.1). We bound the terms corresponding to $r = 0, r = -1, r = 1$ by A each. We let $r = \pm r'$ for r' ranging from 2 to $q/2$. We obtain that the sum is at most

$$\begin{aligned} &3A + \sum_{2 \leq r' \leq q/2} \min \left(A, \frac{C}{\left(\sin \frac{\pi}{q} \left(r' - \frac{1}{2} - q\delta_2 \right) \right)^2} \right) \\ &+ \sum_{2 \leq r' \leq q/2} \min \left(A, \frac{C}{\left(\sin \frac{\pi}{q} \left(r' - \frac{1}{2} + q\delta_2 \right) \right)^2} \right). \end{aligned} \quad (4.4)$$

We bound a term $\min(A, C/\sin((\pi/q)(r' - 1/2 \pm q\delta_2))^2)$ by A if and only if $C/\sin((\pi/q)(r' - 1 \pm q\delta_2))^2 \geq A$. (In other words, we are choosing which of the two bounds $A, C/|\sin(\pi\alpha n)|^2$ on a case-by-case basis, i.e., for each n , instead of making a single choice for all n in one go. This is hardly anything deep, but it does result in a marked improvement with respect to the literature, and would give an improvement even if we were given a bound $B/|\sin(\pi\alpha n)|$ instead of a bound $C/|\sin(\pi\alpha n)|^2$ as input.) The number of such terms is

$$\leq \max(0, \lfloor (q/\pi) \arcsin(\sqrt{C/A}) \mp q\delta_2 \rfloor),$$

and thus at most $(2q/\pi) \arcsin(\sqrt{C/A})$ in total. (Recall that $q\delta_2 \leq 1/2$.) Each other term gets bounded by the integral of $C/\sin^2(\pi\alpha/q)$ from $r' - 1 \pm q\delta_2$ ($\geq (q/\pi) \arcsin(\sqrt{C/A})$) to $r' \pm q\delta_2$, by convexity. Thus (4.4) is at most

$$\begin{aligned} 3A + \frac{2q}{\pi} A \arcsin \sqrt{\frac{C}{A}} + 2 \int_{\frac{q}{\pi} \arcsin \sqrt{\frac{C}{A}}}^{q/2} \frac{C}{\sin^2 \frac{\pi t}{q}} dt \\ \leq 3A + \frac{2q}{\pi} A \arcsin \sqrt{\frac{C}{A}} + \frac{2q}{\pi} C \sqrt{\frac{A}{C} - 1} \end{aligned}$$

We can easily show (taking derivatives) that $\arcsin x + x(1 - x^2) \leq 2x$ for $0 \leq x \leq 1$. Setting $x = \sqrt{C/A}$, we see that this implies that

$$3A + \frac{2q}{\pi} A \arcsin \sqrt{\frac{C}{A}} + \frac{2q}{\pi} C \sqrt{\frac{A}{C} - 1} \leq 3A + \frac{4q}{\pi} \sqrt{AC}.$$

(If $C/A > 1$, then $3A + (4q/\pi)\sqrt{AC}$ is greater than Aq , which is an obvious upper bound for the left side of (4.1).) \square

Now we will see that, if we take out terms with n divisible by q and n is not too large, then we can give a bound that does not involve a constant term A at all. (We are referring to the bound $(20/3\pi^2)Cq^2$ below; of course, $2A + (4q/\pi)\sqrt{AC}$ does have a constant term $2A$ – it is just smaller than the constant term $3A$ in the corresponding bound in (4.1).)

Lemma 4.1.2. *Let $\alpha = a/q + \beta/qQ$, $(a, q) = 1$, $|\beta| \leq 1$, $q \leq Q$. Let $y_2 > y_1 \geq 0$. If $y_2 - y_1 \leq q$ and $y_2 \leq Q/2$, then, for any $A, C \geq 0$,*

$$\sum_{\substack{y_1 < n \leq y_2 \\ q \nmid n}} \min \left(A, \frac{C}{|\sin(\pi\alpha n)|^2} \right) \leq \min \left(\frac{20}{3\pi^2} Cq^2, 2A + \frac{4q}{\pi} \sqrt{AC} \right). \quad (4.5)$$

Proof. Clearly, αn equals $an/q + (n/Q)\beta/q$; since $y_2 \leq Q/2$, this means that $|\alpha n - an/q| \leq 1/2q$ for $n \leq y_2$; moreover, again for $n \leq y_2$, the sign of $\alpha n - an/q$ remains constant. Hence the left side of (4.5) is at most

$$\sum_{r=1}^{q/2} \min \left(A, \frac{C}{(\sin \frac{\pi}{q}(r - 1/2))^2} \right) + \sum_{r=1}^{q/2} \min \left(A, \frac{C}{(\sin \frac{\pi}{q}r)^2} \right).$$

Proceeding as in the proof of Lemma 4.1.1, we obtain a bound of at most

$$C \left(\frac{1}{(\sin \frac{\pi}{2q})^2} + \frac{1}{(\sin \frac{\pi}{q})^2} + \frac{q}{\pi} \cot \frac{\pi}{q} + \frac{q}{\pi} \cot \frac{3\pi}{2q} \right)$$

for $q \geq 2$. (If $q = 1$, then the left-side of (4.5) is trivially zero.) Now, by (4.2),

$$\begin{aligned} \frac{t^2}{(\sin t)^2} + \frac{t}{2} \cot 2t &\leq \left(1 + \frac{t^2}{3} + c_0 \left(\frac{\pi}{4} \right) t^4 \right) + \frac{1}{4} \left(1 - \frac{4t^2}{3} - \frac{16t^4}{45} \right) \\ &\leq \frac{5}{4} + \left(c_0 \left(\frac{\pi}{4} \right) - \frac{4}{45} \right) t^4 \leq \frac{5}{4} \end{aligned}$$

for $t \in [0, \pi/4]$, and

$$\begin{aligned} \frac{t^2}{(\sin t)^2} + t \cot \frac{3t}{2} &\leq \left(1 + \frac{t^2}{3} + c_0 \left(\frac{\pi}{2} \right) t^4 \right) + \frac{2}{3} \left(1 - \frac{3t^2}{4} - \frac{81t^4}{2^4 \cdot 45} \right) \\ &\leq \frac{5}{3} + \left(-\frac{1}{6} + \left(c_0 \left(\frac{\pi}{2} \right) - \frac{27}{360} \right) \left(\frac{\pi}{2} \right)^2 \right) t^2 \leq \frac{5}{3} \end{aligned}$$

for $t \in [0, \pi/2]$. Hence,

$$\left(\frac{1}{(\sin \frac{\pi}{2q})^2} + \frac{1}{(\sin \frac{\pi}{q})^2} + \frac{q}{\pi} \cot \frac{\pi}{q} + \frac{q}{\pi} \cot \frac{3\pi}{2q} \right) \leq \left(\frac{2q}{\pi} \right)^2 \cdot \frac{5}{4} + \left(\frac{q}{\pi} \right)^2 \cdot \frac{5}{3} \leq \frac{20}{3\pi^2} q^2.$$

Alternatively, we can follow the second approach in the proof of Lemma 4.1.1, and obtain an upper bound of $2A + (4q/\pi)\sqrt{AC}$. \square

The following bound will be useful when the constant A in an application of Lemma 4.1.2 would be too large. (This tends to happen for n small.)

Lemma 4.1.3. *Let $\alpha = a/q + \beta/qQ$, $(a, q) = 1$, $|\beta| \leq 1$, $q \leq Q$. Let $y_2 > y_1 \geq 0$. If $y_2 - y_1 \leq q$ and $y_2 \leq Q/2$, then, for any $B, C \geq 0$,*

$$\sum_{\substack{y_1 < n \leq y_2 \\ q \nmid n}} \min \left(\frac{B}{|\sin(\pi \alpha n)|}, \frac{C}{|\sin(\pi \alpha n)|^2} \right) \leq 2B \frac{q}{\pi} \max \left(2, \log \frac{Ce^3 q}{B\pi} \right). \quad (4.6)$$

The upper bound $\leq (2Bq/\pi) \log(2e^2 q/\pi)$ is also valid.

Proof. As in the proof of Lemma 4.1.2, we can bound the left side of (4.6) by

$$2 \sum_{r=1}^{q/2} \min \left(\frac{B}{\sin \frac{\pi}{q} \left(r - \frac{1}{2} \right)}, \frac{C}{\sin^2 \frac{\pi}{q} \left(r - \frac{1}{2} \right)} \right).$$

Assume $B \sin(\pi/q) \leq C \leq B$. By the convexity of $1/\sin(t)$ and $1/\sin(t)^2$ for $t \in (0, \pi/2]$,

$$\begin{aligned} & \sum_{r=1}^{q/2} \min \left(\frac{B}{\sin \frac{\pi}{q} \left(r - \frac{1}{2} \right)}, \frac{C}{\sin^2 \frac{\pi}{q} \left(r - \frac{1}{2} \right)} \right) \\ & \leq \frac{B}{\sin \frac{\pi}{2q}} + \int_1^{\frac{q}{\pi} \arcsin \frac{C}{B}} \frac{B}{\sin \frac{\pi}{q} t} dt + \int_{\frac{q}{\pi} \arcsin \frac{C}{B}}^{q/2} \frac{1}{\sin^2 \frac{\pi}{q} t} dt \\ & \leq \frac{B}{\sin \frac{\pi}{2q}} + \frac{q}{\pi} \left(B \left(\log \tan \left(\frac{1}{2} \arcsin \frac{C}{B} \right) - \log \tan \frac{\pi}{2q} \right) + C \cot \arcsin \frac{C}{B} \right) \\ & \leq \frac{B}{\sin \frac{\pi}{2q}} + \frac{q}{\pi} \left(B \left(\log \cot \frac{\pi}{2q} - \log \frac{C}{B - \sqrt{B^2 - C^2}} \right) + \sqrt{B^2 - C^2} \right). \end{aligned}$$

Now, for all $t \in (0, \pi/2)$,

$$\frac{2}{\sin t} + \frac{1}{t} \log \cot t < \frac{1}{t} \log \left(\frac{e^2}{t} \right);$$

we can verify this by comparing series. Thus

$$\frac{B}{\sin \frac{\pi}{2q}} + \frac{q}{\pi} B \log \cot \frac{\pi}{2q} \leq B \frac{q}{\pi} \log \frac{2e^2 q}{\pi}$$

for $q \geq 2$. (If $q = 1$, the sum on the left of (4.6) is empty, and so the bound we are trying to prove is trivial.) We also have

$$t \log(t - \sqrt{t^2 - 1}) + \sqrt{t^2 - 1} < -t \log 2t + t \quad (4.7)$$

for $t \geq 1$ (as this is equivalent to $\log(2t^2(1 - \sqrt{1 - t^{-2}})) < 1 - \sqrt{1 - t^{-2}}$, which we check easily after changing variables to $\delta = 1 - \sqrt{1 - t^{-2}}$). Hence

$$\begin{aligned} & \frac{B}{\sin \frac{\pi}{2q}} + \frac{q}{\pi} \left(B \left(\log \cot \frac{\pi}{2q} - \log \frac{C}{B - \sqrt{B^2 - C^2}} \right) + \sqrt{B^2 - C^2} \right) \\ & \leq B \frac{q}{\pi} \log \frac{2e^2 q}{\pi} + \frac{q}{\pi} \left(B - B \log \frac{2B}{C} \right) \leq B \frac{q}{\pi} \log \frac{Ce^3 q}{B\pi} \end{aligned}$$

for $q \geq 2$.

Given any C , we can apply the above with $C = B$ instead, as, for any $t > 0$, $\min(B/t, C/t^2) \leq B/t \leq \min(B/t, B/t^2)$. (We refrain from applying (4.7) so as to avoid worsening a constant.) If $C < B \sin \pi/q$ (or even if $C < (\pi/q)B$), we relax the input to $C = B \sin \pi/q$ and go through the above. \square

4.2 Type I estimates

Let us give our first main type I estimate.² One of the main innovations is the manner in which the “main term” (m divisible by q) is separated; we are able to keep error

²The current version of Lemma 4.2.1 is an improvement over that included in the first version of the preprint [Helb].

terms small thanks to the particular way in which we switch between two different approximations.

(These are *not* necessarily successive approximations in the sense of continued fractions; we do not want to assume that the approximation a/q we are given arises from a continued fraction, and at any rate we need more control on the denominator q' of the new approximation a'/q' than continued fractions would furnish.)

The following lemma is a theme, so to speak, to which several variations will be given. Later, in practice, we will always use one of the variations, rather than the original lemma itself. This is so just because, even though (4.8) is the basic type of sum we treat in type I, the sums that we will have to estimate in practice will always present some minor additional complication. Proving the lemma we are about to give in full will give us a chance to see all the main ideas at work, leaving complications for later.

Lemma 4.2.1. *Let $\alpha = a/q + \delta/x$, $(a, q) = 1$, $|\delta/x| \leq 1/qQ_0$, $q \leq Q_0$, $Q_0 \geq 16$. Let η be continuous, piecewise C^2 and compactly supported, with $|\eta|_1 = 1$ and $\eta'' \in L_1$. Let $c_0 \geq |\eta''|_\infty$.*

Let $1 \leq D \leq x$. Then, if $|\delta| \leq 1/2c_2$, where $c_2 = (3\pi/5\sqrt{c_0})(1 + \sqrt{13/3})$, the absolute value of

$$\sum_{m \leq D} \mu(m) \sum_n e(\alpha mn) \eta\left(\frac{mn}{x}\right) \quad (4.8)$$

is at most

$$\frac{x}{q} \min\left(1, \frac{c_0}{(2\pi\delta)^2}\right) \left| \sum_{\substack{m \leq \frac{M}{q} \\ (m, q)=1}} \frac{\mu(m)}{m} \right| + O^*\left(c_0 \left(\frac{1}{4} - \frac{1}{\pi^2}\right) \left(\frac{D^2}{2xq} + \frac{D}{2x}\right)\right) \quad (4.9)$$

plus

$$\begin{aligned} & \frac{2\sqrt{c_0c_1}}{\pi} D + 3c_1 \frac{x}{q} \log^+ \frac{D}{c_2x/q} + \frac{\sqrt{c_0c_1}}{\pi} q \log^+ \frac{D}{q/2} \\ & + \frac{|\eta'|_1}{\pi} q \cdot \max\left(2, \log \frac{c_0 e^3 q^2}{4\pi |\eta'|_1 x}\right) + \left(\frac{2\sqrt{3c_0c_1}}{\pi} + \frac{3c_1}{c_2} + \frac{55c_0c_2}{12\pi^2}\right) q, \end{aligned} \quad (4.10)$$

where $c_1 = 1 + |\eta'|_1/(2x/D)$ and $M \in [\min(Q_0/2, D), D]$. The same bound holds if $|\delta| \geq 1/2c_2$ but $D \leq Q_0/2$.

In general, if $|\delta| \geq 1/2c_2$, the absolute value of (4.8) is at most (4.9) plus

$$\begin{aligned} & \frac{2\sqrt{c_0c_1}}{\pi} \left(D + (1 + \epsilon) \min\left(\left\lfloor \frac{x}{|\delta|q} \right\rfloor + 1, 2D\right) \left(\varpi_\epsilon + \frac{1}{2} \log^+ \frac{2D}{\frac{x}{|\delta|q}} \right) \right) \\ & + 3c_1 \left(2 + \frac{(1 + \epsilon)}{\epsilon} \log^+ \frac{2D}{\frac{x}{|\delta|q}} \right) \frac{x}{Q_0} + \frac{35c_0c_2}{6\pi^2} q, \end{aligned} \quad (4.11)$$

for $\epsilon \in (0, 1]$ arbitrary, where $\varpi_\epsilon = \sqrt{3 + 2\epsilon} + ((1 + \sqrt{13/3})/4 - 1)/(2(1 + \epsilon))$.

In (4.9), $\min(1, c_0/(2\pi\delta)^2)$ always equals 1 when $|\delta| \leq 1/2c_2$ (since $(3/5)(1 + \sqrt{13/3}) > 1$).

Proof. Let $Q = \lfloor x/|\delta q| \rfloor$. Then $\alpha = a/q + O^*(1/qQ)$ and $q \leq Q$. (If $\delta = 0$, we let $Q = \infty$ and ignore the rest of the paragraph, since then we will never need Q' or the alternative approximation a'/q' .) Let $Q' = \lceil (1 + \epsilon)Q \rceil \geq Q + 1$. Then α is *not* $a/q + O^*(1/qQ')$, and so there must be a different approximation a'/q' , $(a', q') = 1$, $q' \leq Q'$ such that $\alpha = a'/q' + O^*(1/q'Q')$ (since such an approximation always exists). Obviously, $|a/q - a'/q'| \geq 1/qQ'$, yet, at the same time, $|a/q - a'/q'| \leq 1/qQ + 1/q'Q' \leq 1/qQ + 1/((1 + \epsilon)q'Q)$. Hence $q'/Q + q/((1 + \epsilon)Q) \geq 1$, and so $q' \geq Q - q/(1 + \epsilon) \geq (\epsilon/(1 + \epsilon))Q$. (Note also that $(\epsilon/(1 + \epsilon))Q \geq (2|\delta q|/x) \cdot \lfloor x/\delta q \rfloor > 1$, and so $q' \geq 2$.)

Lemma 4.1.2 will enable us to treat separately the contribution from terms with m divisible by q and m not divisible by q , provided that $m \leq Q/2$. Let $M = \min(Q/2, D)$. We start by considering all terms with $m \leq M$ divisible by q . Then $e(\alpha mn)$ equals $e((\delta m/x)n)$. By Poisson summation,

$$\sum_n e(\alpha mn) \eta(mn/x) = \sum_n \hat{f}(n),$$

where $f(u) = e((\delta m/x)u) \eta((m/x)u)$. Now

$$\hat{f}(n) = \int e(-un) f(u) du = \frac{x}{m} \int e\left(\left(\delta - \frac{xn}{m}\right)u\right) \eta(u) du = \frac{x}{m} \hat{\eta}\left(\frac{x}{m}n - \delta\right).$$

By assumption, $m \leq M \leq Q/2 \leq x/2|\delta q|$, and so $|x/m| \geq 2|\delta q| \geq 2\delta$. Thus, by (2.1) (with $k = 2$),

$$\begin{aligned} \sum_n \hat{f}(n) &= \frac{x}{m} \left(\hat{\eta}(-\delta) + \sum_{n \neq 0} \hat{\eta}\left(\frac{nx}{m} - \delta\right) \right) \\ &= \frac{x}{m} \left(\hat{\eta}(-\delta) + O^* \left(\sum_{n \neq 0} \frac{1}{(2\pi(\frac{nx}{m} - \delta))^2} \right) \cdot \left| \hat{\eta}'' \right|_{\infty} \right) \\ &= \frac{x}{m} \hat{\eta}(-\delta) + \frac{m}{x} \frac{c_0}{(2\pi)^2} O^* \left(\max_{|r| \leq \frac{1}{2}} \sum_{n \neq 0} \frac{1}{(n - r)^2} \right). \end{aligned} \quad (4.12)$$

Since $x \mapsto 1/x^2$ is convex on \mathbb{R}^+ ,

$$\max_{|r| \leq \frac{1}{2}} \sum_{n \neq 0} \frac{1}{(n - r)^2} = \sum_{n \neq 0} \frac{1}{(n - \frac{1}{2})^2} = \pi^2 - 4.$$

Therefore, the sum of all terms with $m \leq M$ and $q|m$ is

$$\begin{aligned} & \sum_{\substack{m \leq M \\ q|m}} \frac{x}{m} \widehat{\eta}(-\delta) + \sum_{\substack{m \leq M \\ q \nmid m}} \frac{m}{x} \frac{c_0}{(2\pi)^2} (\pi^2 - 4) \\ &= \frac{x\mu(q)}{q} \cdot \widehat{\eta}(-\delta) \cdot \sum_{\substack{m \leq \frac{M}{q} \\ (m,q)=1}} \frac{\mu(m)}{m} \\ &+ O^* \left(\mu(q)^2 c_0 \left(\frac{1}{4} - \frac{1}{\pi^2} \right) \left(\frac{D^2}{2xq} + \frac{D}{2x} \right) \right). \end{aligned}$$

We will bound $|\widehat{\eta}(-\delta)|$ by (2.1).

As we have just seen, estimating the contribution of the terms with m divisible by q and not too large ($m \leq M$) involves isolating a main term, estimating it carefully (with cancellation) and then bounding the remaining error terms.

We will now bound the contribution of all other m – that is, m not divisible by q and m larger than M . Cancellation will now be used only within the inner sum; that is, we will bound each inner sum

$$T_m(\alpha) = \sum_n e(\alpha mn) \eta\left(\frac{mn}{x}\right),$$

and then we will carefully consider how to bound sums of $|T_m(\alpha)|$ over m efficiently.

By (2.2) and Lemma 2.3.1,

$$|T_m(\alpha)| \leq \min \left(\frac{x}{m} + \frac{1}{2} |\eta'|_1, \frac{\frac{1}{2} |\eta'|_1}{|\sin(\pi m \alpha)|}, \frac{m c_0}{x} \frac{1}{4 (\sin \pi m \alpha)^2} \right). \quad (4.13)$$

For any $y_2 > y_1 > 0$ with $y_2 - y_1 \leq q$ and $y_2 \leq Q/2$, (4.13) gives us that

$$\sum_{\substack{y_1 < m \leq y_2 \\ q \nmid m}} |T_m(\alpha)| \leq \sum_{\substack{y_1 < m \leq y_2 \\ q \nmid m}} \min \left(A, \frac{C}{(\sin \pi m \alpha)^2} \right) \quad (4.14)$$

for $A = (x/y_1)(1 + |\eta'|_1/(2(x/y_1)))$ and $C = (c_0/4)(y_2/x)$. We must now estimate the sum

$$\sum_{\substack{m \leq M \\ q \nmid m}} |T_m(\alpha)| + \sum_{\frac{Q}{2} < m \leq D} |T_m(\alpha)|. \quad (4.15)$$

To bound the terms with $m \leq M$, we can use Lemma 4.1.2. The question is then which one is smaller: the first or the second bound given by Lemma 4.1.2? A brief calculation gives that the second bound is smaller (and hence preferable) exactly when $\sqrt{C/A} > (3\pi/10q)(1 + \sqrt{13/3})$. Since $\sqrt{C/A} \sim (\sqrt{c_0}/2)m/x$, this means that it is sensible to prefer the second bound in Lemma 4.1.2 when $m > c_2 x/q$, where $c_2 = (3\pi/5\sqrt{c_0})(1 + \sqrt{13/3})$.

It thus makes sense to ask: does $Q/2 \leq c_2 x/q$ (so that $m \leq M$ implies $m \leq c_2 x/q$)? This question divides our work into two basic cases.

Case (a). δ large: $|\delta| \geq 1/2c_2$, where $c_2 = (3\pi/5\sqrt{c_0})(1 + \sqrt{13/3})$. Then $Q/2 \leq c_2x/q$; this will induce us to bound the first sum in (4.15) by the first bound in Lemma 4.1.2.

Recall that $M = \min(Q/2, D)$, and so $M \leq c_2x/q$. By (4.14) and Lemma 4.1.2,

$$\begin{aligned} \sum_{\substack{1 \leq m \leq M \\ q \nmid m}} |T_m(\alpha)| &\leq \sum_{j=0}^{\infty} \sum_{\substack{jq < m \leq \min((j+1)q, M) \\ q \nmid m}} \min \left(\frac{x}{jq+1} + \frac{|\eta'|_1}{2}, \frac{\frac{c_0}{4} \frac{(j+1)q}{x}}{(\sin \pi m \alpha)^2} \right) \\ &\leq \frac{20}{3\pi^2} \frac{c_0 q^3}{4x} \sum_{0 \leq j \leq \frac{M}{q}} (j+1) \leq \frac{20}{3\pi^2} \frac{c_0 q^3}{4x} \cdot \left(\frac{1}{2} \frac{M^2}{q^2} + \frac{3}{2} \frac{c_2 x}{q^2} + 1 \right) \\ &\leq \frac{5c_0 c_2}{6\pi^2} M + \frac{5c_0 q}{3\pi^2} \left(\frac{3}{2} c_2 + \frac{q^2}{x} \right) \leq \frac{5c_0 c_2}{6\pi^2} M + \frac{35c_0 c_2}{6\pi^2} q, \end{aligned} \tag{4.16}$$

where, to bound the smaller terms, we are using the inequality $Q/2 \leq c_2x/q$, and where we are also using the observation that, since $|\delta/x| \leq 1/qQ_0$, the assumption $|\delta| \geq 1/2c_2$ implies that $q \leq 2c_2x/Q_0$; moreover, since $q \leq Q_0$, this gives us that $q^2 \leq 2c_2x$. In the main term, we are bounding qM^2/x from above by $M \cdot qQ/2x \leq M/2\delta \leq c_2M$.

If $D \leq (Q+1)/2$, then $M \geq \lfloor D \rfloor$ and so (4.16) is all we need: the second sum in (4.15) is empty. Assume from now on that $D > (Q+1)/2$. The first sum in (4.15) is then bounded by (4.16) (with $M = Q/2$). To bound the second sum in (4.15), we will use the approximation a'/q' instead of a/q . The motivation is the following: if we used the approximation a/q even for $m > Q/2$, the contribution of the terms with $q|m$ would be too large. When we use a'/q' , the contribution of the terms with $q'|m$ (or $m \equiv \pm 1 \pmod{q'}$) is very small: only a fraction $1/q'$ (tiny, since q' is large) of all terms are like that, and their individual contribution is always small, precisely because $m > Q/2$.

By (4.14) (without the restriction $q \nmid m$ on either side) and Lemma 4.1.1,

$$\begin{aligned} \sum_{Q/2 < m \leq D} |T_m(\alpha)| &\leq \sum_{j=0}^{\infty} \sum_{\substack{jq' + \frac{Q}{2} < m \leq \min((j+1)q' + Q/2, D)}} |T_m(\alpha)| \\ &\leq \sum_{j=0}^{\lfloor \frac{D-(Q+1)/2}{q'} \rfloor} \left(3c_1 \frac{x}{jq' + \frac{Q+1}{2}} + \frac{4q'}{\pi} \sqrt{\frac{c_1 c_0}{4} \frac{x}{jq' + (Q+1)/2} \frac{(j+1)q' + Q/2}{x}} \right) \\ &\leq \sum_{j=0}^{\lfloor \frac{D-(Q+1)/2}{q'} \rfloor} \left(3c_1 \frac{x}{jq' + \frac{Q+1}{2}} + \frac{4q'}{\pi} \sqrt{\frac{c_1 c_0}{4} \left(1 + \frac{q'}{jq' + (Q+1)/2} \right)} \right), \end{aligned}$$

where we recall that $c_1 = 1 + |\eta'|_1/(2x/D)$. Since $q' \geq (\epsilon/(1+\epsilon))Q$,

$$\sum_{j=0}^{\lfloor \frac{D-(Q+1)/2}{q'} \rfloor} \frac{x}{jq' + \frac{Q+1}{2}} \leq \frac{x}{Q/2} + \frac{x}{q'} \int_{\frac{Q+1}{2}}^D \frac{1}{t} dt \leq \frac{2x}{Q} + \frac{(1+\epsilon)x}{\epsilon Q} \log^+ \frac{D}{\frac{Q+1}{2}}. \tag{4.17}$$

Recall now that $q' \leq (1 + \epsilon)Q + 1 \leq (1 + \epsilon)(Q + 1)$. Therefore,

$$\begin{aligned} q' \sum_{j=0}^{\lfloor \frac{D-(Q+1)/2}{q'} \rfloor} \sqrt{1 + \frac{q'}{jq' + (Q+1)/2}} &\leq q' \sqrt{1 + \frac{(1+\epsilon)Q+1}{(Q+1)/2}} + \int_{\frac{Q+1}{2}}^D \sqrt{1 + \frac{q'}{t}} dt \\ &\leq q' \sqrt{3+2\epsilon} + \left(D - \frac{Q+1}{2} \right) + \frac{q'}{2} \log^+ \frac{D}{\frac{Q+1}{2}}. \end{aligned} \quad (4.18)$$

We conclude that $\sum_{Q/2 < m \leq D} |T_m(\alpha)|$ is at most

$$\begin{aligned} &\frac{2\sqrt{c_0 c_1}}{\pi} \left(D + \left((1+\epsilon)\sqrt{3+2\epsilon} - \frac{1}{2} \right) (Q+1) + \frac{(1+\epsilon)Q+1}{2} \log^+ \frac{D}{\frac{Q+1}{2}} \right) \\ &+ 3c_1 \left(2 + \frac{(1+\epsilon)}{\epsilon} \log^+ \frac{D}{\frac{Q+1}{2}} \right) \frac{x}{Q} \end{aligned} \quad (4.19)$$

We sum this to (4.16) (with $M = Q/2$), and obtain that (4.15) is at most

$$\begin{aligned} &\frac{2\sqrt{c_0 c_1}}{\pi} \left(D + (1+\epsilon)(Q+1) \left(\varpi_\epsilon + \frac{1}{2} \log^+ \frac{D}{\frac{Q+1}{2}} \right) \right) \\ &+ 3c_1 \left(2 + \frac{(1+\epsilon)}{\epsilon} \log^+ \frac{D}{\frac{Q+1}{2}} \right) \frac{x}{Q} + \frac{35c_0 c_2}{6\pi^2} q, \end{aligned} \quad (4.20)$$

where we are bounding

$$\frac{5c_0 c_2}{6\pi^2} = \frac{5c_0}{6\pi^2} \frac{3\pi}{5\sqrt{c_0}} \left(1 + \sqrt{\frac{13}{3}} \right) = \frac{\sqrt{c_0}}{2\pi} \left(1 + \sqrt{\frac{13}{3}} \right) \leq \frac{2\sqrt{c_0 c_1}}{\pi} \cdot \frac{1}{4} \left(1 + \sqrt{\frac{13}{3}} \right) \quad (4.21)$$

and defining

$$\varpi_\epsilon = \sqrt{3+2\epsilon} + \left(\frac{1}{4} \left(1 + \sqrt{\frac{13}{3}} \right) - 1 \right) \frac{1}{2(1+\epsilon)}. \quad (4.22)$$

(Note that $\varpi_\epsilon < \sqrt{3}$ for $\epsilon < 0.1741$). A quick check against (4.16) shows that (4.20) is valid also when $D \leq Q/2$, even when $Q+1$ is replaced by $\min(Q+1, 2D)$. We bound Q from above by $x/|\delta|q$ and $\log^+ D/((Q+1)/2)$ by $\log^+ 2D/(x/|\delta|q+1)$, and obtain the result.

Case (b): $|\delta|$ small: $|\delta| \leq 1/2c_2$ or $D \leq Q_0/2$. Then $\min(c_2 x/q, D) \leq Q/2$. We start by bounding the first $q/2$ terms in (4.15) by (4.13) and Lemma 4.1.3:

$$\begin{aligned} \sum_{m \leq q/2} |T_m(\alpha)| &\leq \sum_{m \leq q/2} \min \left(\frac{\frac{1}{2}|\eta'|_1}{|\sin(\pi m \alpha)|}, \frac{c_0 q/8x}{|\sin(\pi m \alpha)|^2} \right) \\ &\leq \frac{|\eta'|_1}{\pi} q \max \left(2, \log \frac{c_0 e^3 q^2}{4\pi |\eta'|_1 x} \right). \end{aligned} \quad (4.23)$$

If $q^2 < 2c_2x$, we estimate the terms with $q/2 < m \leq c_2x/q$ by Lemma 4.1.2, which is applicable because $\min(c_2x/q, D) < Q/2$:

$$\begin{aligned}
\sum_{\substack{\frac{q}{2} < m \leq D' \\ q \nmid m}} |T_m(\alpha)| &\leq \sum_{j=1}^{\infty} \sum_{\substack{(j-\frac{1}{2})q < m \leq (j+\frac{1}{2})q \\ m \leq \min(\frac{c_2x}{q}, D) \\ q \nmid m}} \min\left(\frac{x}{(j-\frac{1}{2})q} + \frac{|\eta'_1|}{2}, \frac{\frac{c_0}{4} \frac{(j+1/2)q}{x}}{(\sin \pi m \alpha)^2}\right) \\
&\leq \frac{20}{3\pi^2} \frac{c_0 q^3}{4x} \sum_{1 \leq j \leq \frac{D'}{q} + \frac{1}{2}} \left(j + \frac{1}{2}\right) \leq \frac{20}{3\pi^2} \frac{c_0 q^3}{4x} \left(\frac{c_2x}{2q^2} \frac{D'}{q} + \frac{3}{2} \left(\frac{c_2x}{q^2}\right) + \frac{5}{8}\right) \\
&\leq \frac{5c_0}{6\pi^2} \left(c_2D' + 3c_2q + \frac{5}{4} \frac{q^3}{x}\right) \leq \frac{5c_0c_2}{6\pi^2} \left(D' + \frac{11}{2}q\right), \tag{4.24}
\end{aligned}$$

where we write $D' = \min(c_2x/q, D)$. If $c_2x/q \geq D$, we stop here. Assume that $c_2x/q < D$. Let $R = \max(c_2x/q, q/2)$. The terms we have already estimated are precisely those with $m \leq R$. We bound the terms $R < m \leq D$ by the second bound in Lemma 4.1.1:

$$\begin{aligned}
\sum_{R < m \leq D} |T_m(\alpha)| &\leq \sum_{j=0}^{\infty} \sum_{\substack{m > jq+R \\ m \leq \min((j+1)q+R, D)}} \min\left(\frac{c_1x}{jq+R}, \frac{\frac{c_0}{4} \frac{(j+1)q+R}{x}}{(\sin \pi m \alpha)^2}\right) \\
&\leq \sum_{j=0}^{\lfloor \frac{1}{q}(D-R) \rfloor} \frac{3c_1x}{jq+R} + \frac{4q}{\pi} \sqrt{\frac{c_1c_0}{4} \left(1 + \frac{q}{jq+R}\right)} \tag{4.25}
\end{aligned}$$

(Note there is no need to use two successive approximations $a/q, a'/q'$ as in case (a). We are also including all terms with m divisible by q , as we may, since $|T_m(\alpha)|$ is non-negative.) Now, much as before,

$$\sum_{j=0}^{\lfloor \frac{1}{q}(D-R) \rfloor} \frac{x}{jq+R} \leq \frac{x}{R} + \frac{x}{q} \int_R^D \frac{1}{t} dt \leq \min\left(\frac{q}{c_2}, \frac{2x}{q}\right) + \frac{x}{q} \log^+ \frac{D}{c_2x/q}, \tag{4.26}$$

and

$$\begin{aligned}
\sum_{j=0}^{\lfloor \frac{1}{q}(D-R) \rfloor} \sqrt{1 + \frac{q}{jq+R}} &\leq \sqrt{1 + \frac{q}{R}} + \frac{1}{q} \int_R^D \sqrt{1 + \frac{q}{t}} dt \\
&\leq \sqrt{3} + \frac{D-R}{q} + \frac{1}{2} \log^+ \frac{D}{q/2}. \tag{4.27}
\end{aligned}$$

We sum with (4.23) and (4.24), and we obtain that (4.15) is at most

$$\begin{aligned}
&\frac{2\sqrt{c_0c_1}}{\pi} \left(\sqrt{3}q + D + \frac{q}{2} \log^+ \frac{D}{q/2}\right) + \left(3c_1 \log^+ \frac{D}{c_2x/q}\right) \frac{x}{q} \\
&+ 3c_1 \min\left(\frac{q}{c_2}, \frac{2x}{q}\right) + \frac{55c_0c_2}{12\pi^2} q + \frac{|\eta'_1|}{\pi} q \cdot \max\left(2, \log \frac{c_0e^3q^2}{4\pi|\eta'_1|x}\right), \tag{4.28}
\end{aligned}$$

where we are using the fact that $5c_0c_2/6\pi^2 < 2\sqrt{c_0c_1}/\pi$ to make sure that the term $(5c_0c_2/6\pi^2)D'$ from (4.24) is more than compensated by the term $-2\sqrt{c_0c_1}R/\pi$ coming from $-R/q$ in (4.27) (by the definition of D' and R , we have $R \geq D$). We can also use $5c_0c_2/6\pi^2 < 2\sqrt{c_0c_1}/\pi$ to bound the term $(5c_0c_2/6\pi^2)D'$ from (4.24) by the term $2\sqrt{c_0c_1}D/\pi$ in (4.28), in case $c_2x/q \geq D$. (Again by definition, $D' \leq D$.) Thus, (4.28) is valid both when $c_2x/q < D$ and when $c_2x/q \geq D$. \square

4.2.1 Type I: variations

We will need a version of Lemma 4.2.1 with m and n restricted to the odd numbers. (We will barely be using the restriction of m , whereas the restriction on n is both (a) slightly harder to deal with, (b) something that can be turned to our advantage.)

Lemma 4.2.2. *Let $\alpha \in \mathbb{R}/\mathbb{Z}$ with $2\alpha = a/q + \delta/x$, $(a, q) = 1$, $|\delta/x| \leq 1/qQ_0$, $q \leq Q_0$, $Q_0 \geq 16$. Let η be continuous, piecewise C^2 and compactly supported, with $|\eta|_1 = 1$ and $\eta'' \in L_1$. Let $c_0 \geq |\widehat{\eta''}|_\infty$.*

Let $1 \leq D \leq x$. Then, if $|\delta| \leq 1/2c_2$, where $c_2 = 6\pi/5\sqrt{c_0}$, the absolute value of

$$\sum_{\substack{m \leq D \\ m \text{ odd}}} \mu(m) \sum_{n \text{ odd}} e(\alpha mn) \eta\left(\frac{mn}{x}\right) \quad (4.29)$$

is at most

$$\frac{x}{2q} \min\left(1, \frac{c_0}{(\pi\delta)^2}\right) \left| \sum_{\substack{m \leq \frac{M}{q} \\ (m, 2q)=1}} \frac{\mu(m)}{m} \right| + O^*\left(\frac{c_0q}{x} \left(\frac{1}{8} - \frac{1}{2\pi^2}\right) \left(\frac{D}{q} + 1\right)^2\right) \quad (4.30)$$

plus

$$\begin{aligned} & \frac{2\sqrt{c_0c_1}}{\pi} D + \frac{3c_1}{2} \frac{x}{q} \log^+ \frac{D}{c_2x/q} + \frac{\sqrt{c_0c_1}}{\pi} q \log^+ \frac{D}{q/2} \\ & + \frac{2|\eta'|_1}{\pi} q \cdot \max\left(1, \log \frac{c_0e^3q^2}{4\pi|\eta'|_1x}\right) + \left(\frac{2\sqrt{3c_0c_1}}{\pi} + \frac{3c_1}{2c_2} + \frac{55c_0c_2}{6\pi^2}\right) q, \end{aligned} \quad (4.31)$$

where $c_1 = 1 + |\eta'|_1/(x/D)$ and $M \in [\min(Q_0/2, D), D]$. The same bound holds if $|\delta| \geq 1/2c_2$ but $D \leq Q_0/2$.

In general, if $|\delta| \geq 1/2c_2$, the absolute value of (4.8) is at most (4.30) plus

$$\begin{aligned} & \frac{2\sqrt{c_0c_1}}{\pi} \left(D + (1 + \epsilon) \min\left(\left\lfloor \frac{x}{|\delta|q} \right\rfloor + 1, 2D\right) \left(\sqrt{3 + 2\epsilon} + \frac{1}{2} \log^+ \frac{2D}{\frac{x}{|\delta|q}} \right) \right) \\ & + \frac{3}{2} c_1 \left(2 + \frac{(1 + \epsilon)}{\epsilon} \log^+ \frac{2D}{\frac{x}{|\delta|q}} \right) \frac{x}{Q_0} + \frac{35c_0c_2}{3\pi^2} q, \end{aligned} \quad (4.32)$$

for $\epsilon \in (0, 1]$ arbitrary.

If q is even, the sum (4.30) can be replaced by 0.

Proof. The proof is almost exactly that of Lemma 4.2.1; we go over the differences. The parameters Q , Q' , a' , q' and M are defined just as before (with 2α wherever we had α).

Let us first consider $m \leq M$ odd and divisible by q . (Of course, this case arises only if q is odd.) For $n = 2r + 1$,

$$\begin{aligned} e(\alpha mn) &= e(\alpha m(2r + 1)) = e(2\alpha rm)e(\alpha m) \\ &= e\left(\frac{\delta}{x}rm\right) e\left(\left(\frac{a}{2q} + \frac{\delta}{2x} + \frac{\kappa}{2}\right)m\right) \\ &= e\left(\frac{\delta(2r + 1)}{2x}m\right) e\left(\frac{a + \kappa q}{2} \frac{m}{q}\right) = \kappa' e\left(\frac{\delta(2r + 1)}{2x}m\right), \end{aligned}$$

where $\kappa \in \{0, 1\}$ and $\kappa' = e((a + \kappa q)/2) \in \{-1, 1\}$ are independent of m and n . Hence, by Poisson summation,

$$\begin{aligned} \sum_{n \text{ odd}} e(\alpha mn) \eta(mn/x) &= \kappa' \sum_{n \text{ odd}} e((\delta m/2x)n) \eta(mn/x) \\ &= \frac{\kappa'}{2} \left(\sum_n \widehat{f}(n) - \sum_n \widehat{f}(n + 1/2) \right), \end{aligned} \tag{4.33}$$

where $f(u) = e((\delta m/2x)u) \eta((m/x)u)$. Now

$$\widehat{f}(t) = \frac{x}{m} \widehat{\eta}\left(\frac{x}{m}t - \frac{\delta}{2}\right).$$

Just as before, $|x/m| \geq 2|\delta q| \geq 2\delta$. Thus

$$\begin{aligned} \frac{1}{2} \left| \sum_n \widehat{f}(n) - \sum_n \widehat{f}(n + 1/2) \right| &\leq \frac{x}{m} \left(\frac{1}{2} \left| \widehat{\eta}\left(-\frac{\delta}{2}\right) \right| + \frac{1}{2} \sum_{n \neq 0} \left| \widehat{\eta}\left(\frac{x}{m} \frac{n}{2} - \frac{\delta}{2}\right) \right| \right) \\ &= \frac{x}{m} \left(\frac{1}{2} \left| \widehat{\eta}\left(-\frac{\delta}{2}\right) \right| + \frac{1}{2} \cdot O^* \left(\sum_{n \neq 0} \frac{1}{(\pi(\frac{nx}{m} - \delta))^2} \right) \cdot \left| \widehat{\eta}'' \right|_\infty \right) \\ &= \frac{x}{2m} \left| \widehat{\eta}\left(-\frac{\delta}{2}\right) \right| + \frac{m}{x} \frac{c_0}{2\pi^2} (\pi^2 - 4)x. \end{aligned} \tag{4.34}$$

The contribution of the second term in the last line of (4.34) is

$$\begin{aligned} \sum_{\substack{m \leq M \\ m \text{ odd} \\ q|m}} \frac{m}{x} \frac{c_0}{2\pi^2} (\pi^2 - 4) &= \frac{q}{x} \frac{c_0}{2\pi^2} (\pi^2 - 4) \cdot \sum_{\substack{m \leq M/q \\ m \text{ odd}}} m \\ &= \frac{qc_0}{x} \left(\frac{1}{8} - \frac{1}{2\pi^2} \right) \left(\frac{M}{q} + 1 \right)^2. \end{aligned}$$

Hence, the absolute value of the sum of all terms with $m \leq M$ and $q|m$ is given by (4.30).

We define $T_{m,o}(\alpha)$ by

$$T_{m,o}(\alpha) = \sum_{n \text{ odd}} e(\alpha mn) \eta\left(\frac{mn}{x}\right). \quad (4.35)$$

Changing variables by $n = 2r + 1$, we see that

$$|T_{m,o}(\alpha)| = \left| \sum_r e(2\alpha \cdot mr) \eta(m(2r+1)/x) \right|.$$

Hence, instead of (4.13), we get that

$$|T_{m,o}(\alpha)| \leq \min\left(\frac{x}{2m} + \frac{1}{2}|\eta'|_1, \frac{\frac{1}{2}|\eta'|_1}{|\sin(2\pi m\alpha)|}, \frac{m}{x} \frac{c_0}{2} \frac{1}{(\sin 2\pi m\alpha)^2}\right). \quad (4.36)$$

We obtain (4.14), but with $T_{m,o}$ instead of T_m , $A = (x/2y_1)(1 + |\eta'|_1/(x/y_1))$ and $C = (c_0/2)(y_2/x)$, and so $c_1 = 1 + |\eta'|_1/(x/D)$.

The rest of the proof of Lemma 4.2.1 carries almost over word-by-word. (For the sake of simplicity, we do not really try to take advantage of the odd support of m here.) Since C has doubled, it would seem to make sense to reset the value of c_2 to be $c_2 = (3\pi/5\sqrt{2c_0})(1 + \sqrt{13/3})$; this would cause complications related to the fact that $5c_0c_2/3\pi^2$ would become larger than $2\sqrt{c_0}/\pi$, and so we set c_2 to the slightly smaller value $c_2 = 6\pi/5\sqrt{c_0}$ instead. This implies

$$\frac{5c_0c_2}{3\pi^2} = \frac{2\sqrt{c_0}}{\pi}. \quad (4.37)$$

The bound from (4.16) gets multiplied by 2 (but the value of c_2 has changed), the second line in (4.19) gets halved, (4.21) gets replaced by (4.37), the second term in the maximum in the second line of (4.23) gets doubled, the bound from (4.24) gets doubled, and the bound from (4.26) gets halved. \square

We will also need a version of Lemma 4.2.1 (or rather Lemma 4.2.2; we will decide to work with the restriction that n and m be odd) with a factor of $(\log n)$ within the inner sum. This is the sum $S_{I,1}$ in (3.9).

Lemma 4.2.3. *Let $\alpha \in \mathbb{R}/\mathbb{Z}$ with $2\alpha = a/q + \delta/x$, $(a, q) = 1$, $|\delta/x| \leq 1/qQ_0$, $q \leq Q_0$, $Q_0 \geq \max(16, 2\sqrt{x})$. Let η be continuous, piecewise C^2 and compactly supported, with $|\eta|_1 = 1$ and $\eta'' \in L_1$. Let $c_0 \geq |\widehat{\eta''}|_\infty$. Assume that, for any $\rho \geq \rho_0$, ρ_0 a constant, the function $\eta_{(\rho)}(t) = \log(\rho t)\eta(t)$ satisfies*

$$|\eta_{(\rho)}|_1 \leq \log(\rho)|\eta|_1, \quad |\eta'_{(\rho)}|_1 \leq \log(\rho)|\eta'|_1, \quad |\widehat{\eta''_{(\rho)}}|_\infty \leq c_0 \log(\rho) \quad (4.38)$$

Let $\sqrt{3} \leq D \leq \min(x/\rho_0, x/e)$. Then, if $|\delta| \leq 1/2c_2$, where $c_2 = 6\pi/5\sqrt{c_0}$, the absolute value of

$$\sum_{\substack{m \leq D \\ m \text{ odd}}} \mu(m) \sum_{\substack{n \\ n \text{ odd}}} (\log n) e(\alpha mn) \eta\left(\frac{mn}{x}\right) \quad (4.39)$$

is at most

$$\begin{aligned} & \frac{x}{q} \min \left(1, \frac{c_0/\delta^2}{(2\pi)^2} \right) \left| \sum_{\substack{m \leq \frac{M}{q} \\ (m,q)=1}} \frac{\mu(m)}{m} \log \frac{x}{mq} \right| + \frac{x}{q} |\widehat{\log \cdot \eta}(-\delta)| \left| \sum_{\substack{m \leq \frac{M}{q} \\ (m,q)=1}} \frac{\mu(m)}{m} \right| \\ & + O^* \left(c_0 \left(\frac{1}{2} - \frac{2}{\pi^2} \right) \left(\frac{D^2}{4qx} \log \frac{e^{1/2}x}{D} + \frac{1}{e} \right) \right) \end{aligned} \quad (4.40)$$

plus

$$\begin{aligned} & \frac{2\sqrt{c_0c_1}}{\pi} D \log \frac{ex}{D} + \frac{3c_1}{2} \frac{x}{q} \log^+ \frac{D}{c_2x/q} \log \frac{q}{c_2} \\ & + \left(\frac{2|\eta'|_1}{\pi} \max \left(1, \log \frac{c_0e^3q^2}{4\pi|\eta'|_1x} \right) \log x + \frac{2\sqrt{c_0c_1}}{\pi} \left(\sqrt{3} + \frac{1}{2} \log^+ \frac{D}{q/2} \right) \log \frac{q}{c_2} \right) q \\ & + \frac{3c_1}{2} \sqrt{\frac{2x}{c_2}} \log \frac{2x}{c_2} + \frac{20c_0c_2^{3/2}}{3\pi^2} \sqrt{2x} \log \frac{2\sqrt{ex}}{c_2} \end{aligned} \quad (4.41)$$

for $c_1 = 1 + |\eta'|_1/(x/D)$. The same bound holds if $|\delta| \geq 1/2c_2$ but $D \leq Q_0/2$.

In general, if $|\delta| \geq 1/2c_2$, the absolute value of (4.39) is at most

$$\begin{aligned} & \frac{2\sqrt{c_0c_1}}{\pi} D \log \frac{ex}{D} + \\ & \frac{2\sqrt{c_0c_1}}{\pi} (1 + \epsilon) \left(\frac{x}{|\delta|q} + 1 \right) \left(\sqrt{3 + 2\epsilon} \cdot \log^+ 2\sqrt{e}|\delta|q + \frac{1}{2} \log^+ \frac{2D}{\frac{x}{|\delta|q}} \log^+ 2|\delta|q \right) \\ & + \left(\frac{3c_1}{4} \left(\frac{2}{\sqrt{5}} + \frac{1 + \epsilon}{2\epsilon} \log x \right) + \frac{40}{3} \sqrt{2c_0c_2^{3/2}} \right) \sqrt{x} \log x \end{aligned} \quad (4.42)$$

for $\epsilon \in (0, 1]$.

Proof. Define Q, Q', M, a' and q' as in the proof of Lemma 4.2.1. The same method of proof works as for Lemma 4.2.1; we go over the differences. When applying Poisson summation or (2.2), use $\eta_{(x/m)}(t) = (\log xt/m)\eta(t)$ instead of $\eta(t)$. Then use the bounds in (4.38) with $\rho = x/m$; in particular,

$$|\widehat{\eta''_{(x/m)}}|_\infty \leq c_0 \log \frac{x}{m}.$$

For $f(u) = e((\delta m/2x)u)(\log u)\eta((m/x)u)$,

$$\widehat{f}(t) = \frac{x}{m} \widehat{\eta_{(x/m)}} \left(\frac{x}{m} t - \frac{\delta}{2} \right)$$

and so

$$\begin{aligned} \frac{1}{2} \sum_n \left| \widehat{f}(n/2) \right| &\leq \frac{x}{m} \left(\frac{1}{2} \left| \widehat{\eta_{(x/m)}} \left(-\frac{\delta}{2} \right) \right| + \frac{1}{2} \sum_{n \neq 0} \left| \widehat{\eta} \left(\frac{x}{m} \frac{n}{2} - \frac{\delta}{2} \right) \right| \right) \\ &= \frac{1}{2} \frac{x}{m} \left(\widehat{\log \cdot \eta} \left(-\frac{\delta}{2} \right) + \log \left(\frac{x}{m} \right) \widehat{\eta} \left(-\frac{\delta}{2} \right) \right) + \frac{m}{x} \left(\log \frac{x}{m} \right) \frac{c_0}{2\pi^2} (\pi^2 - 4). \end{aligned}$$

The part of the main term involving $\log(x/m)$ becomes

$$\frac{x \widehat{\eta}(-\delta)}{2} \sum_{\substack{m \leq M \\ m \text{ odd} \\ q|m}} \frac{\mu(m)}{m} \log \left(\frac{x}{m} \right) = \frac{x \mu(q)}{q} \widehat{\eta}(-\delta) \cdot \sum_{\substack{m \leq M/q \\ (m, 2q)=1}} \frac{\mu(m)}{m} \log \left(\frac{x}{mq} \right)$$

for q odd. (We can see that this, like the rest of the main term, vanishes for m even.)

In the term in front of $\pi^2 - 4$, we find the sum

$$\begin{aligned} \sum_{\substack{m \leq M \\ m \text{ odd} \\ q|m}} \frac{m}{x} \log \left(\frac{x}{m} \right) &\leq \frac{M}{x} \log \frac{x}{M} + \frac{q}{2} \int_0^{M/q} t \log \frac{x/q}{t} dt \\ &= \frac{M}{x} \log \frac{x}{M} + \frac{M^2}{4qx} \log \frac{e^{1/2} x}{M}, \end{aligned}$$

where we use the fact that $t \mapsto t \log(x/t)$ is increasing for $t \leq x/e$. By the same fact (and by $M \leq D$), $(M^2/q) \log(e^{1/2} x/M) \leq (D^2/q) \log(e^{1/2} x/D)$. It is also easy to see that $(M/x) \log(x/M) \leq 1/e$ (since $M \leq D \leq x$).

The basic estimate for the rest of the proof (replacing (4.13)) is

$$\begin{aligned} T_{m,\circ}(\alpha) &= \sum_{n \text{ odd}} e(\alpha mn) (\log n) \eta \left(\frac{mn}{x} \right) = \sum_{n \text{ odd}} e(\alpha mn) \eta_{(x/m)} \left(\frac{mn}{x} \right) \\ &= O^* \left(\min \left(\frac{x}{2m} |\eta_{(x/m)}|_1 + \frac{|\eta'_{(x/m)}|_1}{2}, \frac{\frac{1}{2} |\eta'_{(x/m)}|_1}{|\sin(2\pi m\alpha)|}, \frac{m}{x} \frac{\frac{1}{2} |\widehat{\eta''_{(x/m)}}|_\infty}{(\sin 2\pi m\alpha)^2} \right) \right) \\ &= O^* \left(\log \frac{x}{m} \cdot \min \left(\frac{x}{2m} + \frac{|\eta'|_1}{2}, \frac{\frac{1}{2} |\eta'|_1}{|\sin(2\pi m\alpha)|}, \frac{m}{x} \frac{c_0}{2} \frac{1}{(\sin 2\pi m\alpha)^2} \right) \right). \end{aligned}$$

We wish to bound

$$\sum_{\substack{m \leq M \\ q \nmid m \\ m \text{ odd}}} |T_{m,\circ}(\alpha)| + \sum_{\frac{Q}{2} < m \leq D} |T_{m,\circ}(\alpha)|. \quad (4.43)$$

Just as in the proofs of Lemmas 4.2.1 and 4.2.2, we give two bounds, one valid for $|\delta|$ large ($|\delta| \geq 1/2c_2$) and the other for δ small ($|\delta| \leq 1/2c_2$). Again as in the proof of Lemma 4.2.2, we ignore the condition that m is odd in (4.15).

Consider the case of $|\delta|$ large first. Instead of (4.16), we have

$$\sum_{\substack{1 \leq m \leq M \\ q \nmid m}} |T_m(\alpha)| \leq \frac{40}{3\pi^2} \frac{c_0 q^3}{2x} \sum_{0 \leq j \leq \frac{M}{q}} (j+1) \log \frac{x}{jq+1}. \quad (4.44)$$

Since

$$\begin{aligned} & \sum_{0 \leq j \leq \frac{M}{q}} (j+1) \log \frac{x}{jq+1} \\ & \leq \log x + \frac{M}{q} \log \frac{x}{M} + \sum_{1 \leq j \leq \frac{M}{q}} \log \frac{x}{jq} + \sum_{1 \leq j \leq \frac{M}{q}-1} j \log \frac{x}{jq} \\ & \leq \log x + \frac{M}{q} \log \frac{x}{M} + \int_0^{\frac{M}{q}} \log \frac{x}{tq} dt + \int_1^{\frac{M}{q}} t \log \frac{x}{tq} dt \\ & \leq \log x + \left(\frac{2M}{q} + \frac{M^2}{2q^2} \right) \log \frac{e^{1/2} x}{M}, \end{aligned}$$

this means that

$$\begin{aligned} \sum_{\substack{1 \leq m \leq M \\ q \nmid m}} |T_m(\alpha)| & \leq \frac{40}{3\pi^2} \frac{c_0 q^3}{4x} \left(\log x + \left(\frac{2M}{q} + \frac{M^2}{2q^2} \right) \log \frac{e^{1/2} x}{M} \right) \\ & \leq \frac{5c_0 c_2}{3\pi^2} M \log \frac{\sqrt{e} x}{M} + \frac{40}{3} \sqrt{2} c_0 c_2^{3/2} \sqrt{x} \log x, \end{aligned} \quad (4.45)$$

where we are using the bounds $M \leq Q/2 \leq c_2 x/q$ and $q^2 \leq 2c_2 x$ (just as in (4.16)). Instead of (4.17), we have

$$\begin{aligned} & \sum_{j=0}^{\lfloor \frac{D-(Q+1)/2}{q'} \rfloor} \left(\log \frac{x}{jq' + \frac{Q+1}{2}} \right) \frac{x}{jq' + \frac{Q+1}{2}} \leq \frac{x}{Q/2} \log \frac{2x}{Q} + \frac{x}{q'} \int_{\frac{Q+1}{2}}^D \log \frac{x}{t} \frac{dt}{t} \\ & \leq \frac{2x}{Q} \log \frac{2x}{Q} + \frac{x}{q'} \log \frac{2x}{Q} \log^+ \frac{2D}{Q}; \end{aligned}$$

recall that the coefficient in front of this sum will be halved by the condition that n is odd. Instead of (4.18), we obtain

$$\begin{aligned} & q' \sum_{j=0}^{\lfloor \frac{D-(Q+1)/2}{q'} \rfloor} \sqrt{1 + \frac{q'}{jq' + (Q+1)/2}} \left(\log \frac{x}{jq' + \frac{Q+1}{2}} \right) \\ & \leq q' \sqrt{3+2\epsilon} \cdot \log \frac{2x}{Q+1} + \int_{\frac{Q+1}{2}}^D \left(1 + \frac{q'}{2t} \right) \left(\log \frac{x}{t} \right) dt \\ & \leq q' \sqrt{3+2\epsilon} \cdot \log \frac{2x}{Q+1} + D \log \frac{ex}{D} \\ & \quad - \frac{Q+1}{2} \log \frac{2ex}{Q+1} + \frac{q'}{2} \log \frac{2x}{Q+1} \log \frac{2D}{Q+1}. \end{aligned}$$

(The bound $\int_a^b \log(x/t) dt/t \leq \log(x/a) \log(b/a)$ will be more practical than the exact expression for the integral.) Hence $\sum_{Q/2 < m \leq D} |T_m(\alpha)|$ is at most

$$\begin{aligned} & \frac{2\sqrt{c_0 c_1}}{\pi} D \log \frac{ex}{D} \\ & + \frac{2\sqrt{c_0 c_1}}{\pi} \left((1+\epsilon)\sqrt{3+2\epsilon} + \frac{(1+\epsilon)}{2} \log \frac{2D}{Q+1} \right) (Q+1) \log \frac{2x}{Q+1} \\ & - \frac{2\sqrt{c_0 c_1}}{\pi} \cdot \frac{Q+1}{2} \log \frac{2ex}{Q+1} + \frac{3c_1}{2} \left(\frac{2}{\sqrt{5}} + \frac{1+\epsilon}{\epsilon} \log^+ \frac{D}{Q/2} \right) \sqrt{x} \log \sqrt{x}. \end{aligned}$$

Summing this to (4.45) (with $M = Q/2$), and using (4.21) and (4.22) as before, we obtain that (4.43) is at most

$$\begin{aligned} & \frac{2\sqrt{c_0 c_1}}{\pi} D \log \frac{ex}{D} \\ & + \frac{2\sqrt{c_0 c_1}}{\pi} (1+\epsilon)(Q+1) \left(\sqrt{3+2\epsilon} \log^+ \frac{2\sqrt{ex}}{Q+1} + \frac{1}{2} \log^+ \frac{2D}{Q+1} \log^+ \frac{2x}{Q+1} \right) \\ & + \frac{3c_1}{2} \left(\frac{2}{\sqrt{5}} + \frac{1+\epsilon}{\epsilon} \log^+ \frac{D}{Q/2} \right) \sqrt{x} \log \sqrt{x} + \frac{40}{3} \sqrt{2c_0 c_2^{3/2}} \sqrt{x} \log x. \end{aligned}$$

Now we go over the case of $|\delta|$ small (or $D \leq Q_0/2$). Instead of (4.23), we have

$$\sum_{m \leq q/2} |T_{m,\circ}(\alpha)| \leq \frac{2|\eta'|_1}{\pi} q \max \left(1, \log \frac{c_0 e^3 q^2}{4\pi |\eta'|_1 x} \right) \log x. \quad (4.46)$$

Suppose $q^2 < 2c_2 x$. (Otherwise, the sum we are about to estimate is empty.) Instead of (4.24), we have

$$\begin{aligned} \sum_{\substack{\frac{q}{2} < m \leq D' \\ q \nmid m}} |T_{m,\circ}(\alpha)| & \leq \frac{40}{3\pi^2} \frac{c_0 q^3}{6x} \sum_{1 \leq j \leq \frac{D'}{q} + \frac{1}{2}} \left(j + \frac{1}{2} \right) \log \frac{x}{(j - \frac{1}{2})q} \\ & \leq \frac{10c_0 q^3}{3\pi^2 x} \left(\log \frac{2x}{q} + \frac{1}{q} \int_0^{D'} \log \frac{x}{t} dt + \frac{1}{q} \int_0^{D'} t \log \frac{x}{t} dt + \frac{D'}{q} \log \frac{x}{D'} \right) \\ & = \frac{10c_0 q^3}{3\pi^2 x} \left(\log \frac{2x}{q} + \left(\frac{2D'}{q} + \frac{(D')^2}{2q^2} \right) \log \frac{\sqrt{ex}}{D'} \right) \\ & \leq \frac{5c_0 c_2}{3\pi^2} \left(4\sqrt{2c_2 x} \log \frac{2x}{q} + 4\sqrt{2c_2 x} \log \frac{\sqrt{ex}}{D'} + D' \log \frac{\sqrt{ex}}{D'} \right) \\ & \leq \frac{5c_0 c_2}{3\pi^2} \left(D' \log \frac{\sqrt{ex}}{D'} + 4\sqrt{2c_2 x} \log \frac{2\sqrt{ex}}{c_2} \right) \end{aligned} \quad (4.47)$$

where $D' = \min(c_2 x/q, D)$. (We are using the bounds $q^3/x \leq (2c_2)^{3/2}$, $D' q^2/x \leq c_2 q < c_2^{3/2} \sqrt{2x}$ and $D' q/x \leq c_2$.) Instead of (4.25), we have

$$\sum_{R < m \leq D} |T_{m,\circ}(\alpha)| \leq \sum_{j=0}^{\lfloor \frac{D-R}{q} \rfloor} \left(\frac{3c_1 x}{jq + R} + \frac{4q}{\pi} \sqrt{\frac{c_1 c_0}{4} \left(1 + \frac{q}{jq + R} \right)} \right) \log \frac{x}{jq + R},$$

where $R = \max(c_2x/q, q/2)$. We can simply reuse (4.26), multiplying it by $\log x/R$; the only difference is that now we take care to bound $\min(q/c_2, 2x/q)$ by the geometric mean $\sqrt{(q/c_2)(2x/q)} = \sqrt{2x/c_2}$. We replace (4.27) by

$$\begin{aligned} & \sum_{j=0}^{\lfloor \frac{1}{q}(D-R) \rfloor} \sqrt{1 + \frac{q}{jq+R}} \log \frac{x}{jq+R} \leq \sqrt{1 + \frac{q}{R}} \log \frac{x}{R} + \frac{1}{q} \int_R^D \sqrt{1 + \frac{q}{t}} \log \frac{x}{t} dt \\ & \leq \sqrt{3} \log \frac{q}{c_2} + \left(\frac{D}{q} \log \frac{ex}{D} - \frac{R}{q} \log \frac{ex}{R} \right) + \frac{1}{2} \log \frac{q}{c_2} \log^+ \frac{D}{R}. \end{aligned} \quad (4.48)$$

We sum with (4.46) and (4.47), and obtain (4.41) as an upper bound for (4.43). (Just as in the proof of Lemma 4.2.1, the term $(5c_0c_2/(3\pi^2))D' \log(\sqrt{ex}/D')$ is smaller than the term $(2\sqrt{c_1c_0}/\pi)R \log ex/R$ in (4.48), and thus gets absorbed by it when $D > R$. If $D \leq R$, then, again as in Lemma 4.2.1, the sum $\sum_{R < m \leq D} |T_{m,\circ}(\alpha)|$ is empty, and we bound $(5c_0c_2/(3\pi^2))D' \log(\sqrt{ex}/D')$ by the term $(2\sqrt{c_1c_0}/\pi)D \log ex/D$, which would not appear otherwise.) \square

Now comes the time to focus on our second type I sum, namely,

$$\sum_{\substack{v \leq V \\ v \text{ odd}}} \Lambda(v) \sum_{\substack{u \leq U \\ u \text{ odd}}} \mu(u) \sum_{\substack{n \\ n \text{ odd}}} e(\alpha v u n) \eta(v u n / x),$$

which corresponds to the term $S_{I,2}$ in (3.9). The innermost two sums, on their own, are a sum of type I we have already seen. Accordingly, for q small, we will be able to bound them using Lemma 4.2.2. If q is large, then that approach does not quite work, since then the approximation av/q to $v\alpha$ is not always good enough. (As we shall later see, we need $q \leq Q/v$ for the approximation to be sufficiently close for our purposes.)

Fortunately, when q is large, we can also afford to lose a factor of \log , since the gains from q will be large. Here is the estimate we will use for q large.

Lemma 4.2.4. *Let $\alpha \in \mathbb{R}/\mathbb{Z}$ with $2\alpha = a/q + \delta/x$, $(a, q) = 1$, $|\delta/x| \leq 1/qQ_0$, $q \leq Q_0$, $Q_0 \geq \max(2e, 2\sqrt{x})$. Let η be continuous, piecewise C^2 and compactly supported, with $|\eta|_1 = 1$ and $\eta'' \in L_1$. Let $c_0 \geq |\widehat{\eta''}|_\infty$. Let $c_2 = 6\pi/5\sqrt{c_0}$. Assume that $x \geq e^2c_2/2$.*

Let $U, V \geq 1$ satisfy $UV + (19/18)Q_0 \leq x/5.6$. Then, if $|\delta| \leq 1/2c_2$, the absolute value of

$$\left| \sum_{\substack{v \leq V \\ v \text{ odd}}} \Lambda(v) \sum_{\substack{u \leq U \\ u \text{ odd}}} \mu(u) \sum_{\substack{n \\ n \text{ odd}}} e(\alpha v u n) \eta(v u n / x) \right| \quad (4.49)$$

is at most

$$\begin{aligned} & \frac{x}{2q} \min \left(1, \frac{c_0}{(\pi\delta)^2} \right) \log Vq \\ & + O^* \left(\frac{1}{4} - \frac{1}{\pi^2} \right) \cdot c_0 \left(\frac{D^2 \log V}{2qx} + \frac{3c_4}{2} \frac{UV^2}{x} + \frac{(U+1)^2 V}{2x} \log q \right) \end{aligned} \quad (4.50)$$

plus

$$\begin{aligned}
& \frac{2\sqrt{c_0 c_1}}{\pi} \left(D \log \frac{D}{\sqrt{e}} + q \left(\sqrt{3} \log \frac{c_2 x}{q} + \frac{\log D}{2} \log^+ \frac{D}{q/2} \right) \right) \\
& + \frac{3c_1}{2} \frac{x}{q} \log D \log^+ \frac{D}{c_2 x/q} + \frac{2|\eta'|_1}{\pi} q \max \left(1, \log \frac{c_0 e^3 q^2}{4\pi |\eta'|_1 x} \right) \log \frac{q}{2} \\
& + \frac{3c_1}{2\sqrt{2c_2}} \sqrt{x} \log \frac{c_2 x}{2} + \frac{25c_0}{4\pi^2} (2c_2)^{3/2} \sqrt{x} \log x,
\end{aligned} \tag{4.51}$$

where $D = UV$ and $c_1 = 1 + |\eta'|_1/(2x/D)$ and $c_4 = 1.03884$. The same bound holds if $|\delta| \geq 1/2c_2$ but $D \leq Q_0/2$.

In general, if $|\delta| \geq 1/2c_2$, the absolute value of (4.49) is at most (4.50) plus

$$\begin{aligned}
& \frac{2\sqrt{c_0 c_1}}{\pi} D \log \frac{D}{e} \\
& + \frac{2\sqrt{c_0 c_1}}{\pi} (1 + \epsilon) \left(\frac{x}{|\delta|q} + 1 \right) \left((\sqrt{3 + 2\epsilon} - 1) \log \frac{\frac{x}{|\delta|q} + 1}{\sqrt{2}} + \frac{1}{2} \log D \log^+ \frac{e^2 D}{|\delta|q} \right) \\
& + \left(\frac{3c_1}{2} \left(\frac{1}{2} + \frac{3(1 + \epsilon)}{16\epsilon} \log x \right) + \frac{20c_0}{3\pi^2} (2c_2)^{3/2} \right) \sqrt{x} \log x
\end{aligned} \tag{4.52}$$

for $\epsilon \in (0, 1]$.

Proof. We proceed essentially as in Lemma 4.2.1 and Lemma 4.2.2. Let Q , q' and Q' be as in the proof of Lemma 4.2.2, that is, with 2α where Lemma 4.2.1 uses α .

Let $M = \min(UV, Q/2)$. We first consider the terms with $uv \leq M$, u and v odd, uv divisible by q . If q is even, there are no such terms. Assume q is odd. Then, by (4.33) and (4.34), the absolute value of the contribution of these terms is at most

$$\sum_{\substack{a \leq M \\ a \text{ odd} \\ q|a}} \left(\sum_{\substack{v|a \\ a/U \leq v \leq V}} \Lambda(v) \mu(a/v) \right) \left(\frac{x \widehat{\eta}(-\delta/2)}{2a} + O \left(\frac{a}{x} \frac{|\widehat{\eta''}|_\infty}{2\pi^2} \cdot (\pi^2 - 4) \right) \right). \tag{4.53}$$

Now

$$\begin{aligned}
& \sum_{\substack{a \leq M \\ a \text{ odd} \\ q|a}} \sum_{\substack{v|a \\ a/U \leq v \leq V}} \frac{\Lambda(v) \mu(a/v)}{a} \\
& = \sum_{\substack{v \leq V \\ v \text{ odd} \\ (v, q) = 1}} \frac{\Lambda(v)}{v} \sum_{\substack{u \leq \min(U, M/V) \\ u \text{ odd} \\ q|u}} \frac{\mu(u)}{u} + \sum_{\substack{p^\alpha \leq V \\ p \text{ odd} \\ p|q}} \frac{\Lambda(p^\alpha)}{p^\alpha} \sum_{\substack{u \leq \min(U, M/V) \\ u \text{ odd} \\ \frac{u}{(q, p^\alpha)} | u}} \frac{\mu(u)}{u},
\end{aligned}$$

which equals

$$\begin{aligned}
& \frac{\mu(q)}{q} \sum_{\substack{v \leq V \\ v \text{ odd} \\ (v,q)=1}} \frac{\Lambda(v)}{v} \sum_{\substack{u \leq \min(U/q, M/Vq) \\ (u,2q)=1}} \frac{\mu(u)}{u} \\
& + \frac{\mu\left(\frac{q}{(q,p^\alpha)}\right)}{q} \sum_{\substack{p^\alpha \leq V \\ p \text{ odd} \\ p|q}} \frac{\Lambda(p^\alpha)}{p^\alpha/(q,p^\alpha)} \sum_{\substack{u \leq \min\left(\frac{U}{q/(q,p^\alpha)}, \frac{M/V}{q/(q,p^\alpha)}\right) \\ u \text{ odd} \\ (u, \frac{q}{(q,p^\alpha)})=1}} \frac{\mu(u)}{u} \\
& = \frac{1}{q} \cdot O^* \left(\sum_{\substack{v \leq V \\ (v,2q)=1}} \frac{\Lambda(v)}{v} + \sum_{\substack{p^\alpha \leq V \\ p \text{ odd} \\ p|q}} \frac{\log p}{p^\alpha/(q,p^\alpha)} \right),
\end{aligned}$$

where we are using (2.20) to bound the sums on u by 1. We notice that

$$\begin{aligned}
& \sum_{\substack{p^\alpha \leq V \\ p \text{ odd} \\ p|q}} \frac{\log p}{p^\alpha/(q,p^\alpha)} \leq \sum_{\substack{p \text{ odd} \\ p|q}} (\log p) \left(v_p(q) + \sum_{\substack{\alpha > v_p(q) \\ p^\alpha \leq V}} \frac{1}{p^{\alpha-v_p(q)}} \right) \\
& \leq \log q + \sum_{\substack{p \text{ odd} \\ p|q}} (\log p) \sum_{\substack{\beta > 0 \\ p^\beta \leq \frac{V}{p^{v_p(q)}}}} \frac{\log p}{p^\beta} \leq \log q + \sum_{\substack{v \leq V \\ v \text{ odd} \\ (v,q)=1}} \frac{\Lambda(v)}{v},
\end{aligned}$$

and so

$$\begin{aligned}
& \sum_{\substack{a \leq M \\ a \text{ odd} \\ q|a}} \sum_{\substack{v|a \\ a/U \leq v \leq V}} \frac{\Lambda(v)\mu(a/v)}{a} = \frac{1}{q} \cdot O^* \left(\log q + \sum_{\substack{v \leq V \\ (v,2)=1}} \frac{\Lambda(v)}{v} \right) \\
& = \frac{1}{q} \cdot O^*(\log q + \log V)
\end{aligned}$$

by (2.12). The absolute value of the sum of the terms with $\widehat{\eta}(-\delta/2)$ in (4.53) is thus at most

$$\frac{x}{q} \frac{\widehat{\eta}(-\delta/2)}{2} (\log q + \log V) \leq \frac{x}{2q} \min \left(1, \frac{c_0}{(\pi\delta)^2} \right) \log Vq,$$

where we are bounding $\widehat{\eta}(-\delta/2)$ by (2.1) (with $k = 2$).

The other terms in (4.53) contribute at most

$$(\pi^2 - 4) \frac{|\widehat{\eta''}|_\infty}{2\pi^2} \frac{1}{x} \sum_{\substack{u \leq U \\ uv \text{ odd} \\ uv \leq M, q|uv \\ u \text{ sq-free}}} \sum_{v \leq V} \Lambda(v) uv. \quad (4.54)$$

For any R , $\sum_{u \leq R, u \text{ odd}, q|u} \leq R^2/4q + 3R/4$. Using the estimates (2.12), (2.15) and (2.16), we obtain that the double sum in (4.54) is at most

$$\begin{aligned} & \sum_{\substack{v \leq V \\ (v, 2q)=1}} \Lambda(v) v \sum_{\substack{u \leq \min(U, M/v) \\ u \text{ odd} \\ q|u}} u + \sum_{\substack{p^\alpha \leq V \\ p \text{ odd} \\ p|q}} (\log p) p^\alpha \sum_{\substack{u \leq U \\ u \text{ odd} \\ \frac{q}{(q, p^\alpha)} | u}} u \\ & \leq \sum_{\substack{v \leq V \\ (v, 2q)=1}} \Lambda(v) v \cdot \left(\frac{(M/v)^2}{4q} + \frac{3M}{4v} \right) + \sum_{\substack{p^\alpha \leq V \\ p \text{ odd} \\ p|q}} (\log p) p^\alpha \cdot \frac{(U+1)^2}{4} \quad (4.55) \\ & \leq \frac{M^2 \log V}{4q} + \frac{3c_4}{4} MV + \frac{(U+1)^2}{4} V \log q, \end{aligned}$$

where $c_4 = 1.03884$.

From this point onwards, we use the easy bound

$$\left| \sum_{\substack{v|a \\ a/U \leq v \leq V}} \Lambda(v) \mu(a/v) \right| \leq \log a.$$

What we must bound now is

$$\sum_{\substack{m \leq UV \\ m \text{ odd} \\ q \nmid m \text{ or } m > M}} (\log m) \sum_{n \text{ odd}} e(\alpha mn) \eta(mn/x). \quad (4.56)$$

The inner sum is the same as the sum $T_{m, \circ}(\alpha)$ in (4.35); we will be using the bound (4.36). Much as before, we will be able to ignore the condition that m is odd.

Let $D = UV$. What remains to do is similar to what we did in the proof of Lemma 4.2.1 (or Lemma 4.2.2).

Case (a). δ large: $|\delta| \geq 1/2c_2$. Instead of (4.16), we have

$$\sum_{\substack{1 \leq m \leq M \\ q \nmid m}} (\log m) |T_{m, \circ}(\alpha)| \leq \frac{40}{3\pi^2} \frac{c_0 q^3}{4x} \sum_{0 \leq j \leq \frac{M}{q}} (j+1) \log(j+1) q,$$

and, since $M \leq \min(c_2 x/q, D)$, $q \leq \sqrt{2c_2 x}$ (just as in the proof of Lemma 4.2.1) and

$$\begin{aligned} & \sum_{0 \leq j \leq \frac{M}{q}} (j+1) \log(j+1)q \\ & \leq \frac{M}{q} \log M + \left(\frac{M}{q} + 1\right) \log(M+1) + \frac{1}{q^2} \int_0^M t \log t \, dt \\ & \leq \left(2\frac{M}{q} + 1\right) \log x + \frac{M^2}{2q^2} \log \frac{M}{\sqrt{e}}, \end{aligned}$$

we conclude that

$$\sum_{\substack{1 \leq m \leq M \\ q \nmid m}} |T_{m,\circ}(\alpha)| \leq \frac{5c_0 c_2}{3\pi^2} M \log \frac{M}{\sqrt{e}} + \frac{20c_0}{3\pi^2} (2c_2)^{3/2} \sqrt{x} \log x. \quad (4.57)$$

Instead of (4.17), we have

$$\begin{aligned} & \sum_{j=0}^{\lfloor \frac{D-(Q+1)/2}{q'} \rfloor} \frac{x}{jq' + \frac{Q+1}{2}} \log \left(jq' + \frac{Q+1}{2} \right) \leq \frac{x}{\frac{Q+1}{2}} \log \frac{Q+1}{2} + \frac{x}{q'} \int_{\frac{Q+1}{2}}^D \frac{\log t}{t} dt \\ & \leq \frac{2x}{Q} \log \frac{Q}{2} + \frac{(1+\epsilon)x}{2\epsilon Q} \left((\log D)^2 - \left(\log \frac{Q}{2} \right)^2 \right). \end{aligned}$$

Instead of (4.18), we estimate

$$\begin{aligned} & q' \sum_{j=0}^{\lfloor \frac{D-\frac{Q+1}{2}}{q'} \rfloor} \left(\log \left(\frac{Q+1}{2} + jq' \right) \right) \sqrt{1 + \frac{q'}{jq' + \frac{Q+1}{2}}} \\ & \leq q' \left(\log D + (\sqrt{3+2\epsilon} - 1) \log \frac{Q+1}{2} \right) + \int_{\frac{Q+1}{2}}^D \log t \, dt + \int_{\frac{Q+1}{2}}^D \frac{q' \log t}{2t} dt \\ & \leq q' \left(\log D + (\sqrt{3+2\epsilon} - 1) \log \frac{Q+1}{2} \right) + \left(D \log \frac{D}{e} - \frac{Q+1}{2} \log \frac{Q+1}{2e} \right) \\ & \quad + \frac{q'}{2} \log D \log^+ \frac{D}{\frac{Q+1}{2}}. \end{aligned}$$

We conclude that, when $D \geq Q/2$, the sum $\sum_{Q/2 < m \leq D} (\log m) |T_m(\alpha)|$ is at most

$$\begin{aligned} & \frac{2\sqrt{c_0 c_1}}{\pi} \left(D \log \frac{D}{e} + (Q+1) \left((1+\epsilon)(\sqrt{3+2\epsilon} - 1) \log \frac{Q+1}{2} - \frac{1}{2} \log \frac{Q+1}{2e} \right) \right) \\ & \quad + \frac{\sqrt{c_0 c_1}}{\pi} (Q+1)(1+\epsilon) \log D \log^+ \frac{e^2 D}{\frac{Q+1}{2}} \\ & \quad + \frac{3c_1}{2} \left(\frac{2x}{Q} \log \frac{Q}{2} + \frac{(1+\epsilon)x}{2\epsilon Q} \left((\log D)^2 - \left(\log \frac{Q}{2} \right)^2 \right) \right). \end{aligned}$$

We must now add this to (4.57). Since

$$(1 + \epsilon)(\sqrt{3 + 2\epsilon} - 1) \log \sqrt{2} - \frac{1}{2} \log 2e + \frac{1 + \sqrt{13/3}}{2} \log 2\sqrt{e} > 0$$

and $Q \geq 2\sqrt{x}$, we conclude that (4.56) is at most

$$\begin{aligned} & \frac{2\sqrt{c_0 c_1}}{\pi} D \log \frac{D}{e} \\ & + \frac{2\sqrt{c_0 c_1}}{\pi} (1 + \epsilon)(Q + 1) \left((\sqrt{3 + 2\epsilon} - 1) \log \frac{Q + 1}{\sqrt{2}} + \frac{1}{2} \log D \log^+ \frac{e^2 D}{\frac{Q+1}{2}} \right) \\ & + \left(\frac{3c_1}{2} \left(\frac{1}{2} + \frac{3(1 + \epsilon)}{16\epsilon} \log x \right) + \frac{20c_0}{3\pi^2} (2c_2)^{3/2} \right) \sqrt{x} \log x. \end{aligned} \quad (4.58)$$

Case (b). δ small: $|\delta| \leq 1/2c_2$ or $D \leq Q_0/2$. The analogue of (4.23) is a bound of

$$\leq \frac{2|\eta'|_1}{\pi} q \max \left(1, \log \frac{c_0 e^3 q^2}{4\pi |\eta'|_1 x} \right) \log \frac{q}{2}$$

for the terms with $m \leq q/2$. If $q^2 < 2c_2 x$, then, much as in (4.24), we have

$$\begin{aligned} \sum_{\substack{\frac{q}{2} < m \leq D' \\ q \nmid m}} |T_{m,\circ}(\alpha)| (\log m) & \leq \frac{10}{\pi^2} \frac{c_0 q^3}{3x} \sum_{1 \leq j \leq \frac{D'}{q} + \frac{1}{2}} \left(j + \frac{1}{2} \right) \log(j + 1/2)q \\ & \leq \frac{10}{\pi^2} \frac{c_0 q}{3x} \int_q^{D' + \frac{3}{2}q} x \log x \, dx. \end{aligned} \quad (4.59)$$

Since

$$\begin{aligned} \int_q^{D' + \frac{3}{2}q} x \log x \, dx & = \frac{1}{2} \left(D' + \frac{3}{2}q \right)^2 \log \frac{D' + \frac{3}{2}q}{\sqrt{e}} - \frac{1}{2} q^2 \log \frac{q}{\sqrt{e}} \\ & = \left(\frac{1}{2} D'^2 + \frac{3}{2} D' q \right) \left(\log \frac{D'}{\sqrt{e}} + \frac{3}{2} \frac{q}{D'} \right) + \frac{9}{8} q^2 \log \frac{D' + \frac{3}{2}q}{\sqrt{e}} - \frac{1}{2} q^2 \log \frac{q}{\sqrt{e}} \\ & = \frac{1}{2} D'^2 \log \frac{D'}{\sqrt{e}} + \frac{3}{2} D' q \log D' + \frac{9}{8} q^2 \left(\frac{2}{9} + \frac{3}{2} + \log \left(D' + \frac{19}{18} q \right) \right), \end{aligned}$$

where $D' = \min(c_2 x/q, D)$, and since the assumption $(UV + (19/18)Q_0) \leq x/5.6$ implies that $(2/9 + 3/2 + \log(D' + (19/18)q)) \leq x$, we conclude that

$$\begin{aligned} & \sum_{\substack{\frac{q}{2} < m \leq D' \\ q \nmid m}} |T_{m,\circ}(\alpha)| (\log m) \\ & \leq \frac{5c_0 c_2}{3\pi^2} D' \log \frac{D'}{\sqrt{e}} + \frac{10c_0}{3\pi^2} \left(\frac{3}{4} (2c_2)^{3/2} \sqrt{x} \log x + \frac{9}{8} (2c_2)^{3/2} \sqrt{x} \log x \right) \\ & \leq \frac{5c_0 c_2}{3\pi^2} D' \log \frac{D'}{\sqrt{e}} + \frac{25c_0}{4\pi^2} (2c_2)^{3/2} \sqrt{x} \log x. \end{aligned} \quad (4.60)$$

Let $R = \max(c_2x/q, q/2)$. We bound the terms $R < m \leq D$ as in (4.25), with a factor of $\log(jq + R)$ inside the sum. The analogues of (4.26) and (4.27) are

$$\begin{aligned} \sum_{j=0}^{\lfloor \frac{1}{q}(D-R) \rfloor} \frac{x}{jq + R} \log(jq + R) &\leq \frac{x}{R} \log R + \frac{x}{q} \int_R^D \frac{\log t}{t} dt \\ &\leq \sqrt{\frac{2x}{c_2}} \log \sqrt{\frac{c_2x}{2}} + \frac{x}{q} \log D \log^+ \frac{D}{R}, \end{aligned} \quad (4.61)$$

where we use the assumption that $x \geq e^2c/2$, and

$$\begin{aligned} \sum_{j=0}^{\lfloor \frac{1}{q}(D-R) \rfloor} \log(jq + R) \sqrt{1 + \frac{q}{jq + R}} &\leq \sqrt{3} \log R \\ &+ \frac{1}{q} \left(D \log \frac{D}{e} - R \log \frac{R}{e} \right) + \frac{1}{2} \log D \log \frac{D}{R} \end{aligned} \quad (4.62)$$

(or 0 if $D < R$). We sum with (4.60) and the terms with $m \leq q/2$, and obtain, for $D' = c_2x/q = R$,

$$\begin{aligned} &\frac{2\sqrt{c_0c_1}}{\pi} \left(D \log \frac{D}{\sqrt{e}} + q \left(\sqrt{3} \log \frac{c_2x}{q} + \frac{\log D}{2} \log^+ \frac{D}{q/2} \right) \right) \\ &+ \frac{3c_1}{2} \frac{x}{q} \log D \log^+ \frac{D}{c_2x/q} + \frac{2|\eta'|_1}{\pi} q \max \left(1, \log \frac{c_0e^3q^2}{4\pi|\eta'|_1x} \right) \log \frac{q}{2} \\ &+ \frac{3c_1}{2\sqrt{2c_2}} \sqrt{x} \log \frac{c_2x}{2} + \frac{25c_0}{4\pi^2} (2c_2)^{3/2} \sqrt{x} \log x, \end{aligned}$$

which, it is easy to check, is also valid even if $D' = D$ (in which case (4.61) and (4.62) do not appear) or $R = q/2$ (in which case (4.60) does not appear). \square

Chapter 5

Type II sums

We must now consider the sum

$$S_{II} = \sum_{\substack{m > U \\ (m,v)=1}} \left(\sum_{\substack{d > U \\ d|m}} \mu(d) \right) \sum_{\substack{n > V \\ (n,v)=1}} \Lambda(n) e(\alpha mn) \eta(mn/x). \quad (5.1)$$

Here the main improvements over classical treatments of type II sums are as follows:

1. obtaining cancellation in the term

$$\sum_{\substack{d > U \\ d|m}} \mu(d),$$

leading to a gain of a factor of \log ;

2. using a large sieve for primes, getting rid of a further \log ;
3. exploiting, via a non-conventional application of the principle of the large sieve (Lemma 5.2.1), the fact that α is in the tail of an interval (when that is the case).

It should be clear that these techniques are of general applicability. (It is also clear that (2) is not new, though, strangely enough, it seems not to have been applied to Goldbach's problem. Perhaps this oversight is due to the fact that proofs of Vinogradov's result given in textbooks often follow Linnik's dispersion method, rather than the large sieve. Our treatment of the large sieve for primes will follow the lines set by Montgomery and Montgomery-Vaughan [MV73, (1.6)]. The fact that the large sieve for primes can be combined with the new technique (3) is, of course, a novelty.)

While (1) is particularly useful for the treatment of a term that generally arises in applications of Vaughan's identity, all of the points above address issues that can arise in more general situations in number theory.

It is technically helpful to express η as the (multiplicative) convolution of two functions of compact support – preferably the same function:

$$\eta(x) = \eta_1 *_M \eta_1 = \int_0^\infty \eta_1(t) \eta_1(x/t) \frac{dt}{t}. \quad (5.2)$$

For the smoothing function $\eta(t) = \eta_2(t) = 4 \max(\log 2 - |\log 2t|, 0)$, equation (5.2) holds with $\eta_1 = 2 \cdot 1_{[1/2, 1]}$, where $1_{[1/2, 1]}$ is the characteristic function of the interval $[1/2, 1]$. We will work with $\eta = \eta_2$, yet most of our work will be valid for any η of the form $\eta = \eta_1 *_M \eta_1$.

By (5.2), the sum (5.1) equals

$$\begin{aligned} & 4 \int_0^\infty \sum_{\substack{m > U \\ (m, v) = 1}} \left(\sum_{\substack{d > U \\ d|m}} \mu(d) \right) \sum_{\substack{n > V \\ (n, v) = 1}} \Lambda(n) e(\alpha mn) \eta_1(t) \eta_1\left(\frac{mn/x}{t}\right) \frac{dt}{t} \\ &= 4 \int_V^{x/U} \sum_{\substack{\max(\frac{x}{2W}, U) < m \leq \frac{x}{W} \\ (m, v) = 1}} \left(\sum_{\substack{d > U \\ d|m}} \mu(d) \right) \sum_{\substack{\max(V, \frac{W}{2}) < n \leq W \\ (n, v) = 1}} \Lambda(n) e(\alpha mn) \frac{dW}{W} \end{aligned} \quad (5.3)$$

by the substitution $t = (m/x)W$. (We can assume $V \leq W \leq x/U$ because otherwise one of the sums in (5.4) is empty.) As we can see, the sums within the integral are now unsmoothed. This will not be truly harmful, and to some extent it will be convenient, in that ready-to-use large-sieve estimates in the literature have been optimized more carefully for unsmoothed sums than for smooth sums. The fact that the sums start at $x/2W$ and $W/2$ rather than at 1 will also be slightly helpful.

(This is presumably why the weight η_2 was introduced in [Tao14], which also uses the large sieve. As we will later see, the weight η_2 – or anything like it – will simply not do on the major arcs, which are much more sensitive to the choice of weights. On the minor arcs, however, η_2 is convenient, and this is why we use it here. For type I sums – as should be clear from our work so far, which was stated for general weights – any function whose second derivative exists almost everywhere and lies in ℓ_1 would do just as well. The option of having no smoothing whatsoever – as in Vinogradov’s work, or as in most textbook accounts – would not be quite as good for type I sums, and would lead to a routine but inconvenient splitting of sums into short intervals in place of (5.3).)

We now do what is generally the first thing in type II treatments: we use Cauchy-Schwarz. A minor note, however, that may help avoid confusion: the treatments familiar to some readers (e.g., the dispersion method, not followed here) start with the special case of Cauchy-Schwarz that is most common in number theory

$$\left| \sum_{n \leq N} a_n \right|^2 \leq N \sum_{n \leq N} |a_n|^2,$$

whereas here we apply the general rule

$$\sum_m a_m b_m \leq \sqrt{\sum_m |a_m|^2} \sqrt{\sum_m |b_m|^2}.$$

to the integrand in (5.3). At any rate, we will have reduced the estimation of a sum to the estimation of two simpler sums $\sum_m |a_m|^2$, $\sum_m |b_m|^2$, but each of these two simpler sums will be of a kind that we will lead to a loss of a factor of $\log x$ (or $(\log x)^3$) if not estimated carefully. Since we cannot afford to lose a single factor of $\log x$, we will have to deploy and develop techniques to eliminate these factors of $\log x$. The procedure followed will be quite different for the two sums; a variety of techniques will be needed.

We separate n prime and n non-prime in the integrand of (5.3), and, as we were saying, we apply Cauchy-Schwarz. We obtain that the expression within the integral in (5.3) is at most $\sqrt{S_1(U, W) \cdot S_2(U, V, W)} + \sqrt{S_1(U, W) \cdot S_3(W)}$, where

$$\begin{aligned} S_1(U, W) &= \sum_{\substack{\max(\frac{x}{2W}, U) < m \leq \frac{x}{W} \\ (m, v)=1}} \left(\sum_{\substack{d > U \\ d|m}} \mu(d) \right)^2, \\ S_2(U, V, W) &= \sum_{\substack{\max(\frac{x}{2W}, U) < m \leq \frac{x}{W} \\ (m, v)=1}} \left| \sum_{\substack{\max(V, \frac{W}{2}) < p \leq W \\ (p, v)=1}} (\log p) e(\alpha m p) \right|^2. \end{aligned} \quad (5.4)$$

and

$$\begin{aligned} S_3(W) &= \sum_{\substack{\frac{x}{2W} < m \leq \frac{x}{W} \\ (m, v)=1}} \left| \sum_{\substack{n \leq W \\ n \text{ non-prime}}} \Lambda(n) \right|^2 \\ &= \sum_{\substack{\frac{x}{2W} < m \leq \frac{x}{W} \\ (m, v)=1}} \left(1.42620 W^{1/2} \right)^2 \leq 1.0171x + 2.0341W \end{aligned} \quad (5.5)$$

(by [RS62, Thm. 13]). We will assume $V \leq w$; thus the condition $(p, v) = 1$ will be fulfilled automatically and can be removed.

The contribution of $S_3(W)$ will be negligible. We must bound $S_1(U, W)$ and $S_2(U, V, W)$ from above.

5.1 The sum S_1 : cancellation

We shall bound

$$S_1(U, W) = \sum_{\substack{\max(U, x/2W) < m \leq x/W \\ (m, v)=1}} \left(\sum_{\substack{d > U \\ d|m}} \mu(d) \right)^2. \quad (5.6)$$

There will be a surprising amount of cancellation: the expression within the sum will be bounded by a constant on average – a constant less than 1, and usually less than $1/2$, in fact. In other words, the inner sum in (5.6) is exactly 0 most of the time.

Recall that we need explicit constants throughout, and that this essentially constrains us to elementary means. (We will at one point use Dirichlet series and $\zeta(s)$ for s real and greater than 1.)

5.1.1 Reduction to a sum with μ

It is tempting to start by applying Möbius inversion to change $d > U$ to $d \leq U$ in (5.6), but this just makes matters worse. We could also try changing variables so that m/d (which is smaller than x/UW) becomes the variable instead of d , but this leads to complications for m non-square-free. Instead, we write

$$\begin{aligned} \sum_{\substack{\max(U, x/2W) < m \leq x/W \\ (m, v)=1}} \left(\sum_{\substack{d > U \\ d|m}} \mu(d) \right)^2 &= \sum_{\substack{\frac{x}{2W} < m \leq \frac{x}{W} \\ (m, v)=1}} \sum_{d_1, d_2 | m} \mu(d_1 > U) \mu(d_2 > U) \\ &= \sum_{\substack{r_1 < x/WU \\ (r_1, r_2)=1 \\ (r_1 r_2, v)=1}} \sum_{\substack{r_2 < x/WU \\ (r_1, r_2)=1 \\ (r_1 r_2, v)=1}} \sum_{\substack{l \\ (l, r_1 r_2)=1 \\ r_1 l, r_2 l > U \\ (\ell, v)=1}} \mu(r_1 l) \mu(r_2 l) \sum_{\substack{\frac{x}{2W} < m \leq \frac{x}{W} \\ r_1 r_2 l | m \\ (m, v)=1}} 1, \end{aligned} \quad (5.7)$$

where $d_1 = r_1 l$, $d_2 = r_2 l$, $l = (d_1, d_2)$. (The inequality $r_1 < x/WU$ comes from $r_1 r_2 l | m$, $m \leq x/W$, $r_2 l > U$; $r_2 < x/WU$ is proven in the same way.) Now (5.7) equals

$$\sum_{\substack{s < \frac{x}{WU} \\ (s, v)=1}} \sum_{\substack{r_1 < \frac{x}{WUs} \\ (r_1, r_2)=1 \\ (r_1 r_2, v)=1}} \sum_{\substack{r_2 < \frac{x}{WUs}}} \mu(r_1) \mu(r_2) \sum_{\substack{\max\left(\frac{U}{\min(r_1, r_2)}, \frac{x/W}{2r_1 r_2 s}\right) < l \leq \frac{x/W}{r_1 r_2 s} \\ (l, r_1 r_2)=1, (\mu(l))^2=1 \\ (\ell, v)=1}} 1, \quad (5.8)$$

where we have set $s = m/(r_1 r_2 l)$. We begin by simplifying the innermost triple sum. This we do in the following Lemma; it is not a trivial task, and carrying it out efficiently actually takes an idea.

Lemma 5.1.1. *Let $z, y > 0$. Then*

$$\sum_{\substack{r_1 < y \\ (r_1, r_2)=1 \\ (r_1 r_2, v)=1}} \sum_{r_2 < y} \mu(r_1) \mu(r_2) \sum_{\substack{\min\left(\frac{z/y}{\min(r_1, r_2)}, \frac{z}{2r_1 r_2}\right) < l \leq \frac{z}{r_1 r_2} \\ (l, r_1 r_2)=1, (\mu(l))^2=1 \\ (\ell, v)=1}} 1 \quad (5.9)$$

equals

$$\begin{aligned} & \frac{6z}{\pi^2} \frac{v}{\sigma(v)} \sum_{\substack{r_1 < y \\ (r_1, r_2)=1 \\ (r_1 r_2, v)=1}} \sum_{r_2 < y} \frac{\mu(r_1) \mu(r_2)}{\sigma(r_1) \sigma(r_2)} \left(1 - \max\left(\frac{1}{2}, \frac{r_1}{y}, \frac{r_2}{y}\right) \right) \\ & + O^* \left(5.08 \zeta \left(\frac{3}{2} \right)^2 y \sqrt{z} \cdot \prod_{p|v} \left(1 + \frac{1}{\sqrt{p}} \right) \left(1 - \frac{1}{p^{3/2}} \right)^2 \right). \end{aligned} \quad (5.10)$$

If $v = 2$, the error term in (5.10) can be replaced by

$$O^* \left(1.27 \zeta \left(\frac{3}{2} \right)^2 y \sqrt{z} \cdot \left(1 + \frac{1}{\sqrt{2}} \right) \left(1 - \frac{1}{2^{3/2}} \right)^2 \right). \quad (5.11)$$

Proof. By Möbius inversion, (5.9) equals

$$\begin{aligned} & \sum_{\substack{r_1 < y \\ (r_1, r_2)=1 \\ (r_1 r_2, v)=1}} \sum_{r_2 < y} \mu(r_1) \mu(r_2) \sum_{\substack{l \leq \frac{z}{r_1 r_2} \\ l > \min\left(\frac{z/y}{\min(r_1, r_2)}, \frac{z}{2r_1 r_2}\right) \\ (\ell, v)=1}} \sum_{\substack{d_1 | r_1, d_2 | r_2 \\ d_1 d_2 | l}} \mu(d_1) \mu(d_2) \\ & \sum_{\substack{d_3 | v \\ d_3 | l}} \mu(d_3) \sum_{\substack{m^2 | l \\ (m, r_1 r_2 v)=1}} \mu(m). \end{aligned} \quad (5.12)$$

We can change the order of summation of r_i and d_i by defining $s_i = r_i/d_i$, and we can also use the obvious fact that the number of integers in an interval $(a, b]$ divisible by d is $(b - a)/d + O^*(1)$. Thus (5.12) equals

$$\begin{aligned} & \sum_{\substack{d_1, d_2 < y \\ (d_1, d_2)=1 \\ (d_1 d_2, v)=1}} \mu(d_1) \mu(d_2) \sum_{\substack{s_1 < y/d_1 \\ s_2 < y/d_2 \\ (d_1 s_1, d_2 s_2)=1 \\ (s_1 s_2, v)=1}} \mu(d_1 s_1) \mu(d_2 s_2) \\ & \sum_{d_3 | v} \mu(d_3) \sum_{\substack{m \leq \sqrt{\frac{z}{d_1^2 s_1 d_2^2 s_2 d_3}} \\ (m, d_1 s_1 d_2 s_2 v)=1}} \frac{\mu(m)}{d_1 d_2 d_3 m^2} \frac{z}{s_1 d_1 s_2 d_2} \left(1 - \max\left(\frac{1}{2}, \frac{s_1 d_1}{y}, \frac{s_2 d_2}{y}\right) \right) \end{aligned} \quad (5.13)$$

plus

$$O^* \left(\sum_{\substack{d_1, d_2 < y \\ (d_1 d_2, v)=1}} \sum_{\substack{s_1 < y/d_1 \\ s_2 < y/d_2 \\ (s_1 s_2, v)=1}} \sum_{d_3 | v} \sum_{\substack{m \leq \sqrt{\frac{z}{d_1^2 s_1 d_2^2 s_2 d_3}} \\ m \text{ sq-free}}} 1 \right). \quad (5.14)$$

If we complete the innermost sum in (5.13) by removing the condition

$$m \leq \sqrt{z/(d_1^2 s_1 d_2^2 s_2)},$$

we obtain (reintroducing the variables $r_i = d_i s_i$)

$$\begin{aligned} z \cdot \sum_{\substack{r_1, r_2 < y \\ (r_1, r_2)=1 \\ (r_1 r_2, v)=1}} \frac{\mu(r_1)\mu(r_2)}{r_1 r_2} \left(1 - \max \left(\frac{1}{2}, \frac{r_1}{y}, \frac{r_2}{y} \right) \right) \\ \sum_{\substack{d_1 | r_1 \\ d_2 | r_2}} \sum_{d_3 | v} \sum_{\substack{m \\ (m, r_1 r_2 v)=1}} \frac{\mu(d_1)\mu(d_2)\mu(m)\mu(d_3)}{d_1 d_2 d_3 m^2} \end{aligned} \quad (5.15)$$

times z . Now (5.15) equals

$$\begin{aligned} \sum_{\substack{r_1, r_2 < y \\ (r_1, r_2)=1 \\ (r_1 r_2, v)=1}} \frac{\mu(r_1)\mu(r_2)z}{r_1 r_2} \left(1 - \max \left(\frac{1}{2}, \frac{r_1}{y}, \frac{r_2}{y} \right) \right) \prod_{\substack{p | r_1 r_2 \\ \text{or } v}} \left(1 - \frac{1}{p} \right) \prod_{\substack{p \nmid r_1 r_2 \\ p \nmid v}} \left(1 - \frac{1}{p^2} \right) \\ = \frac{6z}{\pi^2} \frac{v}{\sigma(v)} \sum_{\substack{r_1, r_2 < y \\ (r_1, r_2)=1 \\ (r_1 r_2, v)=1}} \frac{\mu(r_1)\mu(r_2)}{\sigma(r_1)\sigma(r_2)} \left(1 - \max \left(\frac{1}{2}, \frac{r_1}{y}, \frac{r_2}{y} \right) \right), \end{aligned}$$

i.e., the main term in (5.10). It remains to estimate the terms used to complete the sum; their total is, by definition, given exactly by (5.13) with the inequality $m \leq \sqrt{z/(d_1^2 s_1 d_2^2 s_2 d_3)}$ changed to $m > \sqrt{z/(d_1^2 s_1 d_2^2 s_2 d_3)}$. This is a total of size at most

$$\frac{1}{2} \sum_{\substack{d_1, d_2 < y \\ (d_1 d_2, v)=1}} \sum_{\substack{s_1 < y/d_1 \\ s_2 < y/d_2 \\ (s_1 s_2, v)=1}} \sum_{d_3 | v} \sum_{\substack{m > \sqrt{\frac{z}{d_1^2 s_1 d_2^2 s_2 d_3}} \\ m \text{ sq-free}}} \frac{1}{d_1 d_2 d_3 m^2} \frac{z}{s_1 d_1 s_2 d_2}. \quad (5.16)$$

Adding this to (5.14), we obtain, as our total error term,

$$\sum_{\substack{d_1, d_2 < y \\ (d_1 d_2, v)=1}} \sum_{\substack{s_1 < y/d_1 \\ s_2 < y/d_2 \\ (s_1 s_2, v)=1}} \sum_{d_3 | v} f \left(\sqrt{\frac{z}{d_1^2 s_1 d_2^2 s_2 d_3}} \right), \quad (5.17)$$

where

$$f(x) := \sum_{\substack{m \leq x \\ m \text{ sq-free}}} 1 + \frac{1}{2} \sum_{\substack{m > x \\ m \text{ sq-free}}} \frac{x^2}{m^2}.$$

It is easy to see that $f(x)/x$ has a local maximum exactly when x is a square-free (positive) integer. We can hence check that

$$f(x) \leq \frac{1}{2} \left(2 + 2 \left(\frac{\zeta(2)}{\zeta(4)} - 1.25 \right) \right) x = 1.26981 \dots x$$

for all $x \geq 0$ by checking all integers smaller than a constant, using $\{m : m \text{ sq-free}\} \subset \{m : 4 \nmid m\}$ and $1.5 \cdot (3/4) < 1.26981$ to bound f from below for x larger than a constant. Therefore, (5.17) is at most

$$\begin{aligned} & 1.27 \sum_{\substack{d_1, d_2 < y \\ (d_1 d_2, v)=1}} \sum_{\substack{s_1 < y/d_1 \\ s_2 < y/d_2 \\ (s_1 s_2, v)=1}} \sum_{d_3 | v} \sqrt{\frac{z}{d_1^2 s_1 d_2^2 s_2 d_3}} \\ &= 1.27 \sqrt{z} \prod_{p|v} \left(1 + \frac{1}{\sqrt{p}} \right) \cdot \left(\sum_{\substack{d < y \\ (d, v)=1}} \sum_{\substack{s < y/d \\ (s, v)=1}} \frac{1}{d \sqrt{s}} \right)^2. \end{aligned}$$

We can bound the double sum simply by

$$\sum_{\substack{d < y \\ (d, v)=1}} \sum_{\substack{s < y/d \\ (s, v)=1}} \frac{1}{\sqrt{s}d} \leq 2 \sum_{d < y} \frac{\sqrt{y/d}}{d} \leq 2\sqrt{y} \cdot \zeta\left(\frac{3}{2}\right) \prod_{p|v} \left(1 - \frac{1}{p^{3/2}} \right).$$

Alternatively, if $v = 2$, we bound

$$\sum_{\substack{s < y/d \\ (s, v)=1}} \frac{1}{\sqrt{s}} = \sum_{\substack{s < y/d \\ s \text{ odd}}} \frac{1}{\sqrt{s}} \leq 1 + \frac{1}{2} \int_1^{y/d} \frac{1}{\sqrt{s}} ds = \sqrt{y/d}$$

and thus

$$\sum_{\substack{d < y \\ (d, v)=1}} \sum_{\substack{s < y/d \\ (s, v)=1}} \frac{1}{\sqrt{s}d} \leq \sum_{\substack{d < y \\ (d, 2)=1}} \frac{\sqrt{y/d}}{d} \leq \sqrt{y} \left(1 - \frac{1}{2^{3/2}} \right) \zeta\left(\frac{3}{2}\right).$$

□

Applying Lemma 5.1.1 with $y = S/s$ and $z = x/Ws$, where $S = x/WU$, we

obtain that (5.8) equals

$$\begin{aligned} & \frac{6x}{\pi^2 W} \frac{v}{\sigma(v)} \sum_{\substack{s < S \\ (s,v)=1}} \frac{1}{s} \sum_{\substack{r_1 < S/s \\ (r_1, r_2)=1 \\ (r_1 r_2, v)=1}} \sum_{r_2 < S/s} \frac{\mu(r_1)\mu(r_2)}{\sigma(r_1)\sigma(r_2)} \left(1 - \max \left(\frac{1}{2}, \frac{r_1}{S/s}, \frac{r_2}{S/s} \right) \right) \\ & + O^* \left(5.04 \zeta \left(\frac{3}{2} \right)^3 S \sqrt{\frac{x}{W}} \prod_{p|v} \left(1 + \frac{1}{\sqrt{p}} \right) \left(1 - \frac{1}{p^{3/2}} \right)^3 \right), \end{aligned} \quad (5.18)$$

with 5.04 replaced by 1.27 if $v = 2$. The main term in (5.18) can be written as

$$\frac{6x}{\pi^2 W} \frac{v}{\sigma(v)} \sum_{\substack{s \leq S \\ (s,v)=1}} \frac{1}{s} \int_{1/2}^1 \sum_{\substack{r_1 \leq \frac{uS}{s} \\ (r_1, r_2)=1 \\ (r_1 r_2, v)=1}} \sum_{r_2 \leq \frac{uS}{s}} \frac{\mu(r_1)\mu(r_2)}{\sigma(r_1)\sigma(r_2)} du. \quad (5.19)$$

As we can see, the use of an integral eliminates the unpleasant factor

$$\left(1 - \max \left(\frac{1}{2}, \frac{r_1}{S/s}, \frac{r_2}{S/s} \right) \right).$$

From now on, we will focus on the cases $v = 1$ and $v = 2$ for simplicity. (Higher values of v do not seem to be really profitable in the last analysis.)

5.1.2 Explicit bounds for a sum with μ

We must estimate the expression within parentheses in (5.19). It is not too hard to show that it tends to 0; the first part of the proof of Lemma 5.1.2 will reduce this to the fact that $\sum_n \mu(n)/n = 0$. Obtaining good bounds is a more delicate matter. For our purposes, we will need the expression to converge to 0 at least as fast as $1/(\log)^2$, with a good constant in front. For this task, the bound (2.21) on $\sum_{n \leq x} \mu(n)/n$ is enough.

Lemma 5.1.2. *Let*

$$g_v(x) := \sum_{\substack{r_1 \leq x \\ (r_1, r_2)=1 \\ (r_1 r_2, v)=1}} \sum_{r_2 \leq x} \frac{\mu(r_1)\mu(r_2)}{\sigma(r_1)\sigma(r_2)},$$

where $v = 1$ or $v = 2$. Then

$$\begin{aligned} |g_1(x)| & \leq \begin{cases} 1/x & \text{if } 33 \leq x \leq 10^6, \\ \frac{1}{x}(111.536 + 55.768 \log x) & \text{if } 10^6 \leq x < 10^{10}, \\ \frac{0.0044325}{(\log x)^2} + \frac{0.1079}{\sqrt{x}} & \text{if } x \geq 10^{10}, \end{cases} \\ |g_2(x)| & \leq \begin{cases} 2.1/x & \text{if } 33 \leq x \leq 10^6, \\ \frac{1}{x}(1634.34 + 817.168 \log x) & \text{if } 10^6 \leq x < 10^{10}, \\ \frac{0.038128}{(\log x)^2} + \frac{0.2046}{\sqrt{x}} & \text{if } x \geq 10^{10}. \end{cases} \end{aligned}$$

The proof involves what may be called a version of Rankin's trick, using Dirichlet series and the behavior of $\zeta(s)$ near $s = 1$.

Proof. We prove the statements for $x \leq 10^6$ by a direct computation, using interval arithmetic. (In fact, in that range, one gets $2.0895071/x$ instead of $2.1/x$.) Assume from now on that $x > 10^6$.

Clearly

$$\begin{aligned}
 g(x) &= \sum_{\substack{r_1 \leq x \\ (r_1 r_2, v)=1}} \sum_{r_2 \leq x} \left(\sum_{d|(r_1, r_2)} \mu(d) \right) \frac{\mu(r_1)\mu(r_2)}{\sigma(r_1)\sigma(r_2)} \\
 &= \sum_{\substack{d \leq x \\ (d, v)=1}} \mu(d) \sum_{\substack{r_1 \leq x \\ d|(r_1, r_2) \\ (r_1 r_2, v)=1}} \sum_{r_2 \leq x} \frac{\mu(r_1)\mu(r_2)}{\sigma(r_1)\sigma(r_2)} \\
 &= \sum_{\substack{d \leq x \\ (d, v)=1}} \frac{\mu(d)}{(\sigma(d))^2} \sum_{\substack{u_1 \leq x/d \\ (u_1, dv)=1}} \sum_{\substack{u_2 \leq x/d \\ (u_2, dv)=1}} \frac{\mu(u_1)\mu(u_2)}{\sigma(u_1)\sigma(u_2)} \\
 &= \sum_{\substack{d \leq x \\ (d, v)=1}} \frac{\mu(d)}{(\sigma(d))^2} \left(\sum_{\substack{r \leq x/d \\ (r, dv)=1}} \frac{\mu(r)}{\sigma(r)} \right)^2.
 \end{aligned} \tag{5.20}$$

Moreover,

$$\begin{aligned}
 \sum_{\substack{r \leq x/d \\ (r, dv)=1}} \frac{\mu(r)}{\sigma(r)} &= \sum_{\substack{r \leq x/d \\ (r, dv)=1}} \frac{\mu(r)}{r} \sum_{d'|r} \prod_{p|d'} \left(\frac{p}{p+1} - 1 \right) \\
 &= \sum_{\substack{d' \leq x/d \\ \mu(d')^2=1 \\ (d', dv)=1}} \left(\prod_{p|d'} \frac{-1}{p+1} \right) \sum_{\substack{r \leq x/d \\ (r, dv)=1 \\ d'|r}} \frac{\mu(r)}{r} \\
 &= \sum_{\substack{d' \leq x/d \\ \mu(d')^2=1 \\ (d', dv)=1}} \frac{1}{d' \sigma(d')} \sum_{\substack{r \leq x/dd' \\ (r, dd'v)=1}} \frac{\mu(r)}{r}
 \end{aligned}$$

and

$$\sum_{\substack{r \leq x/dd' \\ (r, dd'v)=1}} \frac{\mu(r)}{r} = \sum_{\substack{d'' \leq x/dd' \\ d''|(dd'v)^\infty}} \frac{1}{d''} \sum_{r \leq x/dd'd''} \frac{\mu(r)}{r}.$$

Hence

$$|g(x)| \leq \sum_{\substack{d \leq x \\ (d,v)=1}} \frac{(\mu(d))^2}{(\sigma(d))^2} \left(\sum_{\substack{d' \leq x/d \\ \mu(d')^2=1 \\ (d',dv)=1}} \frac{1}{d' \sigma(d')} \sum_{\substack{d'' \leq x/dd' \\ d'' | (dd'v)^\infty}} \frac{1}{d''} f(x/dd'd'') \right)^2, \quad (5.21)$$

where $f(t) = \left| \sum_{r \leq t} \mu(r)/r \right|$.

We intend to bound the function $f(t)$ by a linear combination of terms of the form $t^{-\delta}$, $\delta \in [0, 1/2)$. Thus it makes sense now to estimate $F_v(s_1, s_2, x)$, defined to be the quantity

$$\sum_{\substack{d \\ (d,v)=1}} \frac{(\mu(d))^2}{(\sigma(d))^2} \left(\sum_{\substack{d'_1 \\ (d'_1,dv)=1}} \frac{\mu(d'_1)^2}{d'_1 \sigma(d'_1)} \sum_{d''_1 | (dd'_1v)^\infty} \frac{1}{d''_1} \cdot (dd'_1d''_1)^{1-s_1} \right) \\ \left(\sum_{\substack{d'_2 \\ (d'_2,dv)=1}} \frac{\mu(d'_2)^2}{d'_2 \sigma(d'_2)} \sum_{d''_2 | (dd'_2v)^\infty} \frac{1}{d''_2} \cdot (dd'_2d''_2)^{1-s_2} \right).$$

for $s_1, s_2 \in [1/2, 1]$. This is equal to

$$\sum_{\substack{d \\ (d,v)=1}} \frac{\mu(d)^2}{d^{s_1+s_2}} \prod_{p|d} \frac{1}{(1+p^{-1})^2 (1-p^{-s_1}) \prod_{p|v} \frac{1}{(1-p^{-s_1})(1-p^{-s_2})} (1-p^{-s_2})} \\ \cdot \left(\sum_{\substack{d' \\ (d',dv)=1}} \frac{\mu(d')^2}{(d')^{s_1+1}} \prod_{p'|d'} \frac{1}{(1+p'^{-1})(1-p'^{-s_1})} \right) \\ \cdot \left(\sum_{\substack{d' \\ (d',dv)=1}} \frac{\mu(d')^2}{(d')^{s_2+1}} \prod_{p'|d'} \frac{1}{(1+p'^{-1})(1-p'^{-s_2})} \right),$$

which in turn can easily be seen to equal

$$\prod_{p \nmid v} \left(1 + \frac{p^{-s_1} p^{-s_2}}{(1-p^{-s_1}+p^{-1})(1-p^{-s_2}+p^{-1})} \right) \prod_{p|v} \frac{1}{(1-p^{-s_1})(1-p^{-s_2})} \\ \cdot \prod_{p \nmid v} \left(1 + \frac{p^{-1} p^{-s_1}}{(1+p^{-1})(1-p^{-s_1})} \right) \cdot \prod_{p|v} \left(1 + \frac{p^{-1} p^{-s_2}}{(1+p^{-1})(1-p^{-s_2})} \right) \quad (5.22)$$

Now, for any $0 < x \leq y \leq x^{1/2} < 1$,

$$(1+x-y)(1-xy)(1-xy^2)-(1+x)(1-y)(1-x^3) = (x-y)(y^2-x)(xy-x-1)x \leq 0,$$

and so

$$1 + \frac{xy}{(1+x)(1-y)} = \frac{(1+x-y)(1-xy)(1-xy^2)}{(1+x)(1-y)(1-xy)(1-xy^2)} \leq \frac{(1-x^3)}{(1-xy)(1-xy^2)}. \quad (5.23)$$

For any $x \leq y_1, y_2 < 1$ with $y_1^2 \leq x, y_2^2 \leq x$,

$$1 + \frac{y_1 y_2}{(1-y_1+x)(1-y_2+x)} \leq \frac{(1-x^3)^2(1-x^4)}{(1-y_1 y_2)(1-y_1 y_2^2)(1-y_1^2 y_2)}. \quad (5.24)$$

This can be checked as follows: multiplying by the denominators and changing variables to $x, s = y_1 + y_2$ and $r = y_1 y_2$, we obtain an inequality where the left side, quadratic on s with positive leading coefficient, must be less than or equal to the right side, which is linear on s . The left side minus the right side can be maximal for given x, r only when s is maximal or minimal. This happens when $y_1 = y_2$ or when either $y_i = \sqrt{x}$ or $y_i = x$ for at least one of $i = 1, 2$. In each of these cases, we have reduced (5.24) to an inequality in two variables that can be proven automatically¹ by a quantifier-elimination program; the author has used QEPCAD [HB11] to do this.

Hence $F_v(s_1, s_2, x)$ is at most

$$\begin{aligned} & \prod_{p \nmid v} \frac{(1-p^{-3})^2(1-p^{-4})}{(1-p^{-s_1-s_2})(1-p^{-2s_1-s_2})(1-p^{-s_1-2s_2})} \cdot \prod_{p \mid v} \frac{1}{(1-p^{-s_1})(1-p^{-s_2})} \\ & \cdot \prod_{p \nmid v} \frac{1-p^{-3}}{(1+p^{-s_1-1})(1+p^{-2s_1-1})} \prod_{p \nmid v} \frac{1-p^{-3}}{(1+p^{-s_2-1})(1+p^{-2s_2-1})} \\ & = C_{v,s_1,s_2} \cdot \frac{\zeta(s_1+1)\zeta(s_2+1)\zeta(2s_1+1)\zeta(2s_2+1)}{\zeta(3)^4\zeta(4)(\zeta(s_1+s_2)\zeta(2s_1+s_2)\zeta(s_1+2s_2))^{-1}}, \end{aligned} \quad (5.25)$$

where C_{v,s_1,s_2} equals 1 if $v = 1$, and

$$\frac{(1-2^{-s_1-2s_2})(1+2^{-s_1-1})(1+2^{-2s_1-1})(1+2^{-s_2-1})(1+2^{-2s_2-1})}{(1-2^{-s_1+s_2})^{-1}(1-2^{-2s_1-s_2})^{-1}(1-2^{-s_1})(1-2^{-s_2})(1-2^{-3})^4(1-2^{-4})}$$

if $v = 2$.

For $1 \leq t \leq x$, (2.21) and (2.24) imply

$$f(t) \leq \begin{cases} \sqrt{\frac{2}{t}} & \text{if } x \leq 10^{10} \\ \sqrt{\frac{2}{t}} + \frac{0.03}{\log x} \left(\frac{x}{t}\right)^{\frac{\log \log 10^{10}}{\log x - \log 10^{10}}} & \text{if } x > 10^{10}, \end{cases} \quad (5.26)$$

¹In practice, the case $y_i = \sqrt{x}$ leads to a polynomial of high degree, and quantifier elimination increases sharply in complexity as the degree increases; a stronger inequality of lower degree (with $(1-3x^3)$ instead of $(1-x^3)^2(1-x^4)$) was given to QEPCAD to prove in this case.

where we are using the fact that $\log x$ is convex-down. Note that, again by convexity,

$$\frac{\log \log x - \log \log 10^{10}}{\log x - \log 10^{10}} < (\log t)'|_{t=\log 10^{10}} = \frac{1}{\log 10^{10}} = 0.0434294 \dots$$

Obviously, $\sqrt{2/t}$ in (5.26) can be replaced by $(2/t)^{1/2-\epsilon}$ for any $\epsilon \geq 0$.

By (5.21) and (5.26),

$$|g_v(x)| \leq \left(\frac{2}{x}\right)^{1-2\epsilon} F_v(1/2 + \epsilon, 1/2 + \epsilon, x)$$

for $x \leq 10^{10}$. We set $\epsilon = 1/\log x$ and obtain from (5.25) that

$$\begin{aligned} F_v(1/2 + \epsilon, 1/2 + \epsilon, x) &\leq C_{v, \frac{1}{2} + \epsilon, \frac{1}{2} + \epsilon} \frac{\zeta(1 + 2\epsilon)\zeta(3/2)^4\zeta(2)^2}{\zeta(3)^4\zeta(4)} \\ &\leq 55.768 \cdot C_{v, \frac{1}{2} + \epsilon, \frac{1}{2} + \epsilon} \cdot \left(1 + \frac{\log x}{2}\right), \end{aligned} \quad (5.27)$$

where we use the easy bound $\zeta(s) < 1 + 1/(s-1)$ obtained by

$$\sum n^s < 1 + \int_1^\infty t^s dt.$$

(For sharper bounds, see [BR02].) Now

$$\begin{aligned} C_{2, \frac{1}{2} + \epsilon, \frac{1}{2} + \epsilon} &\leq \frac{(1 - 2^{-3/2-\epsilon})^2(1 + 2^{-3/2})^2(1 + 2^{-2})^2(1 - 2^{-1-2\epsilon})}{(1 - 2^{-1/2})^2(1 - 2^{-3})^4(1 - 2^{-4})} \\ &\leq 14.652983, \end{aligned}$$

whereas $C_{1, \frac{1}{2} + \epsilon, \frac{1}{2} + \epsilon} = 1$. (We are assuming $x \geq 10^6$, and so $\epsilon \leq 1/(\log 10^6)$.) Hence

$$|g_v(x)| \leq \begin{cases} \frac{1}{x}(111.536 + 55.768 \log x) & \text{if } v = 1, \\ \frac{1}{x}(1634.34 + 817.168 \log x) & \text{if } v = 2. \end{cases}$$

for $10^6 \leq x < 10^{10}$.

For general x , we must use the second bound in (5.26). Define $c = 1/(\log 10^{10})$. We see that, if $x > 10^{10}$,

$$\begin{aligned} |g_v(x)| &\leq \frac{0.03^2}{(\log x)^2} F_1(1 - c, 1 - c) \cdot C_{v, 1-c, 1-c} \\ &\quad + 2 \cdot \frac{\sqrt{2}}{\sqrt{x}} \frac{0.03}{\log x} F(1 - c, 1/2) \cdot C_{v, 1-c, 1/2} \\ &\quad + \frac{1}{x}(111.536 + 55.768 \log x) \cdot C_{v, \frac{1}{2} + \epsilon, \frac{1}{2} + \epsilon}. \end{aligned}$$

For $v = 1$, this gives

$$\begin{aligned} |g_1(x)| &\leq \frac{0.0044325}{(\log x)^2} + \frac{2.1626}{\sqrt{x} \log x} + \frac{1}{x}(111.536 + 55.768 \log x) \\ &\leq \frac{0.0044325}{(\log x)^2} + \frac{0.1079}{\sqrt{x}}; \end{aligned}$$

for $v = 2$, we obtain

$$\begin{aligned} |g_2(x)| &\leq \frac{0.038128}{(\log x)^2} + \frac{25.607}{\sqrt{x} \log x} + \frac{1}{x}(1634.34 + 817.168 \log x) \\ &\leq \frac{0.038128}{(\log x)^2} + \frac{0.2046}{\sqrt{x}}. \end{aligned}$$

□

5.1.3 Estimating the triple sum

We will now be able to bound the triple sum in (5.19), viz.,

$$\sum_{\substack{s \leq S \\ (s,v)=1}} \frac{1}{s} \int_{1/2}^1 g_v(uS/s) du, \quad (5.28)$$

where g_v is as in Lemma 5.1.2.

As we will soon see, Lemma 5.1.2 that (5.28) is bounded by a constant (essentially because the integral $\int_0^{1/2} 1/t(\log t)^2$ converges). We must give as good a constant as we can, since it will affect the largest term in the final result.

Clearly $g_v(R) = g_v(\lfloor R \rfloor)$. The contribution of each $g_v(m)$, $1 \leq m \leq S$, to (5.28) is exactly $g_v(m)$ times

$$\begin{aligned} &\sum_{\substack{\frac{S}{m+1} < s \leq \frac{S}{m} \\ (s,v)=1}} \frac{1}{s} \int_{ms/S}^1 1 du + \sum_{\substack{\frac{S}{2m} < s \leq \frac{S}{m+1} \\ (s,v)=1}} \frac{1}{s} \int_{ms/S}^{(m+1)s/S} 1 du \\ &+ \sum_{\substack{\frac{S}{2(m+1)} < s \leq \frac{S}{2m} \\ (s,v)=1}} \frac{1}{s} \int_{1/2}^{(m+1)s/S} du = \sum_{\substack{\frac{S}{m+1} < s \leq \frac{S}{m} \\ (s,v)=1}} \left(\frac{1}{s} - \frac{m}{S} \right) \\ &+ \sum_{\substack{\frac{S}{2m} < s \leq \frac{S}{m+1} \\ (s,v)=1}} \frac{1}{S} + \sum_{\substack{\frac{S}{2(m+1)} < s \leq \frac{S}{2m} \\ (s,v)=1}} \left(\frac{m+1}{S} - \frac{1}{2s} \right). \end{aligned} \quad (5.29)$$

Write $f(t) = 1/S$ for $S/2m < t \leq S/(m+1)$, $f(t) = 0$ for $t > S/m$ or $t < S/2(m+1)$, $f(t) = 1/t - m/S$ for $S/(m+1) < t \leq S/m$ and $f(t) = (m+1)/S - 1/2t$ for $S/2(m+1) < t \leq S/2m$; then (5.29) equals $\sum_{n:(n,v)=1} f(n)$. By Euler-Maclaurin (second order),

$$\begin{aligned} \sum_n f(n) &= \int_{-\infty}^{\infty} f(x) - \frac{1}{2} B_2(\{x\}) f''(x) dx = \int_{-\infty}^{\infty} f(x) + O^* \left(\frac{1}{12} |f''(x)| \right) dx \\ &= \int_{-\infty}^{\infty} f(x) dx + \frac{1}{6} \cdot O^* \left(\left| f' \left(\frac{3}{2m} \right) \right| + \left| f' \left(\frac{s}{m+1} \right) \right| \right) \\ &= \frac{1}{2} \log \left(1 + \frac{1}{m} \right) + \frac{1}{6} \cdot O^* \left(\left(\frac{2m}{s} \right)^2 + \left(\frac{m+1}{s} \right)^2 \right). \end{aligned} \quad (5.30)$$

Similarly,

$$\begin{aligned}
\sum_{n \text{ odd}} f(n) &= \int_{-\infty}^{\infty} f(2x+1) - \frac{1}{2} B_2(\{x\}) \frac{d^2 f(2x+1)}{dx^2} dx \\
&= \frac{1}{2} \int_{-\infty}^{\infty} f(x) dx - 2 \int_{-\infty}^{\infty} \frac{1}{2} B_2\left(\left\{\frac{x-1}{2}\right\}\right) f''(x) dx \\
&= \frac{1}{2} \int_{-\infty}^{\infty} f(x) dx + \frac{1}{6} \int_{-\infty}^{\infty} O^*(|f''(x)|) dx \\
&= \frac{1}{4} \log\left(1 + \frac{1}{m}\right) + \frac{1}{3} \cdot O^*\left(\left(\frac{2m}{s}\right)^2 + \left(\frac{m+1}{s}\right)^2\right).
\end{aligned}$$

We use these expressions for $m \leq C_0$, where $C_0 \geq 33$ is a constant to be computed later; they will give us the main term. For $m > C_0$, we use the bounds on $|g(m)|$ that Lemma 5.1.2 gives us.

(Starting now and for the rest of the paper, we will focus on the cases $v = 1$, $v = 2$ when giving explicit computational estimates. All of our procedures would allow higher values of v as well, but, as will become clear much later, the gains from higher values of v are offset by losses and complications elsewhere.)

Let us estimate (5.28). Let

$$c_{v,0} = \begin{cases} 1/6 & \text{if } v = 1, \\ 1/3 & \text{if } v = 2, \end{cases} \quad c_{v,1} = \begin{cases} 1 & \text{if } v = 1, \\ 2.5 & \text{if } v = 2, \end{cases}$$

$$c_{v,2} = \begin{cases} 55.768 \dots & \text{if } v = 1, \\ 817.168 \dots & \text{if } v = 2, \end{cases} \quad c_{v,3} = \begin{cases} 111.536 \dots & \text{if } v = 1, \\ 1634.34 \dots & \text{if } v = 2, \end{cases}$$

$$c_{v,4} = \begin{cases} 0.0044325 \dots & \text{if } v = 1, \\ 0.038128 \dots & \text{if } v = 2, \end{cases} \quad c_{v,5} = \begin{cases} 0.1079 \dots & \text{if } v = 1, \\ 0.2046 \dots & \text{if } v = 2. \end{cases}$$

Then (5.28) equals

$$\begin{aligned}
&\sum_{m \leq C_0} g_v(m) \cdot \left(\frac{\phi(v)}{2v} \log\left(1 + \frac{1}{m}\right) + O^*\left(c_{v,0} \frac{5m^2 + 2m + 1}{S^2}\right) \right) \\
&+ \sum_{S/10^6 \leq s < S/C_0} \frac{1}{s} \int_{1/2}^1 O^*\left(\frac{c_{v,1}}{uS/s}\right) du \\
&+ \sum_{S/10^{10} \leq s < S/10^6} \frac{1}{s} \int_{1/2}^1 O^*\left(\frac{c_{v,2} \log(uS/s) + c_{v,3}}{uS/s}\right) du \\
&+ \sum_{s < S/10^{10}} \frac{1}{s} \int_{1/2}^1 O^*\left(\frac{c_{v,4}}{(\log uS/s)^2} + \frac{c_{v,5}}{\sqrt{uS/s}}\right) du,
\end{aligned}$$

which is

$$\begin{aligned} & \sum_{m \leq C_0} g_v(m) \cdot \frac{\phi(v)}{2v} \log \left(1 + \frac{1}{m} \right) + \sum_{m \leq C_0} |g(m)| \cdot O^* \left(c_{v,0} \frac{5m^2 + 2m + 1}{S^2} \right) \\ & + O^* \left(c_{v,1} \frac{\log 2}{C_0} + \frac{\log 2}{10^6} (c_{v,3} + c_{v,2}(1 + \log 10^6)) + \frac{2 - \sqrt{2}}{10^{10/2}} c_{v,5} \right) \\ & + O^* \left(\sum_{s < S/10^{10}} \frac{c_{v,4}/2}{s(\log S/2s)^2} \right) \end{aligned}$$

for $S \geq (C_0 + 1)$. Note that $\sum_{s < S/10^{10}} \frac{1}{s(\log S/2s)^2} = \int_0^{2/10^{10}} \frac{1}{t(\log t)^2} dt$.
Now

$$\frac{c_{v,4}}{2} \int_0^{2/10^{10}} \frac{1}{t(\log t)^2} dt = \frac{c_{v,4}/2}{\log(10^{10}/2)} = \begin{cases} 0.00009923 \dots & \text{if } v = 1 \\ 0.000853636 \dots & \text{if } v = 2. \end{cases}$$

and

$$\frac{\log 2}{10^6} (c_{v,3} + c_{v,2}(1 + \log 10^6)) + \frac{2 - \sqrt{2}}{10^5} c_{v,5} = \begin{cases} 0.0006506 \dots & \text{if } v = 1 \\ 0.009525 \dots & \text{if } v = 2. \end{cases}$$

For $C_0 = 10000$,

$$\begin{aligned} & \frac{\phi(v)}{v} \frac{1}{2} \sum_{m \leq C_0} g_v(m) \cdot \log \left(1 + \frac{1}{m} \right) = \begin{cases} 0.362482 \dots & \text{if } v = 1, \\ 0.360576 \dots & \text{if } v = 2, \end{cases} \\ & c_{v,0} \sum_{m \leq C_0} |g_v(m)|(5m^2 + 2m + 1) \leq \begin{cases} 6204066.5 \dots & \text{if } v = 1, \\ 15911340.1 \dots & \text{if } v = 2, \end{cases} \end{aligned}$$

and

$$c_{v,1} \cdot (\log 2)/C_0 = \begin{cases} 0.00006931 \dots & \text{if } v = 1, \\ 0.00017328 \dots & \text{if } v = 2. \end{cases}$$

Thus, for $S \geq 100000$,

$$\sum_{\substack{s \leq S \\ (s,v)=1}} \frac{1}{s} \int_{1/2}^1 g_v(uS/s) du \leq \begin{cases} 0.36393 & \text{if } v = 1, \\ 0.37273 & \text{if } v = 2. \end{cases} \quad (5.31)$$

For $S < 100000$, we proceed as above, but using the exact expression (5.29) instead of (5.30). Note (5.29) is of the form $f_{s,m,1}(S) + f_{s,m,2}(S)/S$, where both $f_{s,m,1}(S)$ and $f_{s,m,2}(S)$ depend only on $\lfloor S \rfloor$ (and on s and m). Summing over $m \leq S$, we obtain a bound of the form

$$\sum_{\substack{s \leq S \\ (s,v)=1}} \frac{1}{s} \int_{1/2}^1 g_v(uS/s) du \leq G_v(S)$$

with

$$G_v(S) = K_{v,1}(|S|) + K_{v,2}(|S|)/S,$$

where $K_{v,1}(n)$ and $K_{v,2}(n)$ can be computed explicitly for each integer n . (For example, $G_v(S) = 1 - 1/S$ for $1 \leq S < 2$ and $G_v(S) = 0$ for $S < 1$.)

It is easy to check numerically that this implies that (5.31) holds not just for $S \geq 100000$ but also for $40 \leq S < 100000$ (if $v = 1$) or $16 \leq S < 100000$ (if $v = 2$). Using the fact that $G_v(S)$ is non-negative, we can compare $\int_1^T G_v(S) dS/S$ with $\log(T+1/N)$ for each $T \in [2, 40] \cap \frac{1}{N}\mathbb{Z}$ (N a large integer) to show, again numerically, that

$$\int_1^T G_v(S) \frac{dS}{S} \leq \begin{cases} 0.3698 \log T & \text{if } v = 1, \\ 0.37273 \log T & \text{if } v = 2. \end{cases} \quad (5.32)$$

(We use $N = 100000$ for $v = 1$; already $N = 10$ gives us the answer above for $v = 2$. Indeed, computations suggest the better bound 0.358 instead of 0.37273; we are committed to using 0.37273 because of (5.31).)

Multiplying by $6v/\pi^2\sigma(v)$, we conclude that

$$S_1(U, W) = \frac{x}{W} \cdot H_1\left(\frac{x}{WU}\right) + O^*\left(5.08\zeta(3/2)^3 \frac{x^{3/2}}{W^{3/2}U}\right) \quad (5.33)$$

if $v = 1$,

$$S_1(U, W) = \frac{x}{W} \cdot H_2\left(\frac{x}{WU}\right) + O^*\left(1.27\zeta(3/2)^3 \frac{x^{3/2}}{W^{3/2}U}\right) \quad (5.34)$$

if $v = 2$, where

$$H_1(S) = \begin{cases} \frac{6}{\pi^2} G_1(S) & \text{if } 1 \leq S < 40, \\ 0.22125 & \text{if } S \geq 40, \end{cases} \quad H_2(s) = \begin{cases} \frac{4}{\pi^2} G_2(S) & \text{if } 1 \leq S < 16, \\ 0.15107 & \text{if } S \geq 16. \end{cases} \quad (5.35)$$

Hence (by (5.32))

$$\int_1^T H_v(S) \frac{dS}{S} \leq \begin{cases} 0.22482 \log T & \text{if } v = 1, \\ 0.15107 \log T & \text{if } v = 2; \end{cases} \quad (5.36)$$

moreover,

$$H_1(S) \leq \frac{3}{\pi^2}, \quad H_2(S) \leq \frac{2}{\pi^2} \quad (5.37)$$

for all S .

* * *

Note. There is another way to obtain cancellation on μ , applicable when $(x/W) > Uq$ (as is unfortunately never the case in our main application). For this alternative to be taken, one must either apply Cauchy-Schwarz on n rather than m (resulting in exponential sums over m) or lump together all m near each other and in the same

congruence class modulo q before applying Cauchy-Schwarz on m (one can indeed do this if δ is small). We could then write

$$\sum_{\substack{m \sim W \\ m \equiv r \pmod{q}}} \sum_{\substack{d|m \\ d > U}} \mu(d) = - \sum_{\substack{m \sim W \\ m \equiv r \pmod{q}}} \sum_{\substack{d|m \\ d \leq U}} \mu(d) = - \sum_{d \leq U} \mu(d)(W/qd + O(1))$$

and obtain cancellation on d . If $Uq \geq (x/W)$, however, the error term dominates.

5.2 The sum S_2 : the large sieve, primes and tails

We must now bound

$$S_2(U', W', W) = \sum_{\substack{U' < m \leq \frac{x}{W'} \\ (m, v) = 1}} \left| \sum_{W' < p \leq W} (\log p) e(\alpha m p) \right|^2. \quad (5.38)$$

for $U' = \max(U, x/2W)$, $W' = \max(V, W/2)$. (The condition $(p, v) = 1$ will be fulfilled automatically by the assumption $V > v$.)

From a modern perspective, this is clearly a case for a large sieve. It is also clear that we ought to try to apply a large sieve for sequences of prime support. What is subtler here is how to do things well for very large q (i.e., x/q small). This is in some sense a dual problem to that of q small, but it poses additional complications; for example, it is not obvious how to take advantage of prime support for very large q .

As in type I, we avoid this entire issue by forbidding q large and then taking advantage of the error term δ/x in the approximation $\alpha = \frac{a}{q} + \frac{\delta}{x}$. This is one of the main innovations here. Note this alternative method will allow us to take advantage of prime support.

A key situation to study is that of frequencies α_i clustering around given rationals a/q while nevertheless keeping at a certain small distance from each other.

Lemma 5.2.1. *Let $q \geq 1$. Let $\alpha_1, \alpha_2, \dots, \alpha_k \in \mathbb{R}/\mathbb{Z}$ be of the form $\alpha_i = a_i/q + v_i$, $0 \leq a_i < q$, where the elements $v_i \in \mathbb{R}$ all lie in an interval of length $v > 0$, and where $a_i = a_j$ implies $|v_i - v_j| > \nu > 0$. Assume $\nu + v \leq 1/q$. Then, for any $W, W' \geq 1$, $W' \geq W/2$,*

$$\sum_{i=1}^k \left| \sum_{W' < p \leq W} (\log p) e(\alpha_i p) \right|^2 \leq \min \left(1, \frac{2q}{\phi(q)} \frac{1}{\log((q(\nu + v))^{-1})} \right) \cdot (W - W' + \nu^{-1}) \sum_{W' < p \leq W} (\log p)^2. \quad (5.39)$$

Proof. For any distinct i, j , the angles α_i, α_j are separated by at least ν (if $a_i = a_j$) or at least $1/q - |v_i - v_j| \geq 1/q - v \geq \nu$ (if $a_i \neq a_j$). Hence we can apply the large sieve (in the optimal $N + \delta^{-1} - 1$ form due to Selberg [Sel91] and Montgomery-Vaughan [MV74]) and obtain the bound in (5.39) with 1 instead of $\min(1, \dots)$ immediately.

We can also apply Montgomery's inequality ([Mon68], [Hux72]; see the expositions in [Mon71, pp. 27–29] and [IK04, §7.4]). This gives us that the left side of (5.39) is at most

$$\left(\sum_{\substack{r \leq R \\ (r,q)=1}} \frac{(\mu(r))^2}{\phi(r)} \right)^{-1} \sum_{\substack{r \leq R \\ (r,q)=1}} \sum_{\substack{a' \bmod r \\ (a',r)=1}} \sum_{i=1}^k \left| \sum_{W' < p \leq W} (\log p) e((\alpha_i + a'/r)p) \right|^2 \quad (5.40)$$

If we add all possible fractions of the form a'/r , $r \leq R$, $(r, q) = 1$, to the fractions α_i/q , we obtain fractions that are separated by at least $1/qR^2$. If $\nu + v \geq 1/qR^2$, then the resulting angles $\alpha_i + a'/r$ are still separated by at least ν . Thus we can apply the large sieve to (5.40); setting $R = 1/\sqrt{(\nu + v)q}$, we see that we gain a factor of

$$\sum_{\substack{r \leq R \\ (r,q)=1}} \frac{(\mu(r))^2}{\phi(r)} \geq \frac{\phi(q)}{q} \sum_{r \leq R} \frac{(\mu(r))^2}{\phi(r)} \geq \frac{\phi(q)}{q} \sum_{d \leq R} \frac{1}{d} \geq \frac{\phi(q)}{2q} \log((q(\nu + v))^{-1}), \quad (5.41)$$

since $\sum_{d \leq R} 1/d \geq \log(R)$ for all $R \geq 1$ (integer or not). \square

Let us first give a bound on sums of the type of $S_2(U, V, W)$ using prime support but not the error terms (or Lemma 5.2.1). This is something that can be done very well using tools available in the literature. (Not all of these tools seem to be known as widely as they should be.) Bounds (5.42) and (5.44) are completely standard large-sieve bounds. To obtain the gain of a factor of \log in (5.43), we use a lemma of Montgomery's, for whose modern proof (containing an improvement by Huxley) we refer to the standard source [IK04, Lemma 7.15]. The purpose of Montgomery's lemma is precisely to gain a factor of \log in applications of the large sieve to sequences supported on the primes. To use the lemma efficiently, we apply Montgomery and Vaughan's large sieve with weights [MV73, (1.6)], rather than more common forms of the large sieve. (The idea – used in [MV73] to prove an improved version of the Brun-Titchmarsh inequality – is that Farey fractions (rationals with bounded denominator) are not equidistributed; this fact can be exploited if a large sieve with weights is used.)

Lemma 5.2.2. *Let $W \geq 1$, $W' \geq W/2$. Let $\alpha = a/q + O^*(1/qQ)$, $q \leq Q$. Then*

$$\begin{aligned} \sum_{A_0 < m \leq A_1} \left| \sum_{W' < p \leq W} (\log p) e(\alpha m p) \right|^2 \\ \leq \left[\frac{A_1 - A_0}{\min(q, \lceil Q/2 \rceil)} \right] \cdot (W - W' + 2q) \sum_{W' < p \leq W} (\log p)^2. \end{aligned} \quad (5.42)$$

If $q < W/2$ and $Q \geq 3.5W$, the following bound also holds:

$$\begin{aligned} \sum_{A_0 < m \leq A_1} \left| \sum_{W' < p \leq W} (\log p) e(\alpha m p) \right|^2 \\ \leq \left\lceil \frac{A_1 - A_0}{q} \right\rceil \cdot \frac{q}{\phi(q)} \frac{W}{\log(W/2q)} \cdot \sum_{W' < p \leq W} (\log p)^2. \end{aligned} \quad (5.43)$$

If $A_1 - A_0 \leq \varrho q$ and $q \leq \rho Q$, $\varrho, \rho \in [0, 1]$, the following bound also holds:

$$\begin{aligned} \sum_{A_0 < m \leq A_1} \left| \sum_{W' < p \leq W} (\log p) e(\alpha m p) \right|^2 \\ \leq (W - W' + q/(1 - \varrho\rho)) \sum_{W' < p \leq W} (\log p)^2. \end{aligned} \quad (5.44)$$

Proof. Let $k = \min(q, \lceil Q/2 \rceil) \geq \lceil q/2 \rceil$. We split $(A_0, A_1]$ into $\lceil (A_1 - A_0)/k \rceil$ blocks of at most k consecutive integers $m_0 + 1, m_0 + 2, \dots$. For m, m' in such a block, αm and $\alpha m'$ are separated by a distance of at least

$$|\{(a/q)(m - m')\}| - O^*(k/qQ) = 1/q - O^*(1/2q) \geq 1/2q.$$

By the large sieve

$$\sum_{a=1}^q \left| \sum_{W' < p \leq W} (\log p) e(\alpha(m_0 + a)p) \right|^2 \leq ((W - W') + 2q) \sum_{W' < p \leq W} (\log p)^2. \quad (5.45)$$

We obtain (5.42) by summing over all $\lceil (A_1 - A_0)/k \rceil$ blocks.

If $A_1 - A_0 \leq \varrho q$ and $q \leq \rho Q$, $\varrho, \rho \in [0, 1]$, we obtain (5.44) simply by applying the large sieve without splitting the interval $A_0 < m \leq A_1$.

Let us now prove (5.43). We will use Montgomery's inequality, followed by Montgomery and Vaughan's large sieve with weights. An angle $a/q + a'_1/r_1$ is separated from other angles $a'/q + a'_2/r_2$ ($r_1, r_2 \leq R$, $(a_i, r_i) = 1$) by at least $1/qr_1R$, rather than just $1/qR^2$. We will choose R so that $qR^2 < Q$; this implies $1/Q < 1/qR^2 \leq 1/qr_1R$.

By a lemma of Montgomery's [IK04, Lemma 7.15], applied (for each $1 \leq a \leq q$) to $S(\alpha) = \sum_n a_n e(\alpha n)$ with $a_n = \log(n) e(\alpha(m_0 + a)n)$ if n is prime and $a_n = 0$ otherwise,

$$\begin{aligned} \frac{1}{\phi(r)} \left| \sum_{W' < p \leq W} (\log p) e(\alpha(m_0 + a)p) \right|^2 \\ \leq \sum_{\substack{a' \bmod r \\ (a', r)=1}} \left| \sum_{W' < p \leq W} (\log p) e \left(\left(\alpha(m_0 + a) + \frac{a'}{r} \right) p \right) \right|^2. \end{aligned} \quad (5.46)$$

for each square-free $r \leq W'$. We multiply both sides of (5.46) by

$$\left(\frac{W}{2} + \frac{3}{2} \left(\frac{1}{qrR} - \frac{1}{Q} \right)^{-1} \right)^{-1}$$

and sum over all $a = 0, 1, \dots, q-1$ and all square-free $r \leq R$ coprime to q ; we will later make sure that $R \leq W'$. We obtain that

$$\sum_{\substack{r \leq R \\ (r,q)=1}} \left(\frac{W}{2} + \frac{3}{2} \left(\frac{1}{qrR} - \frac{1}{Q} \right)^{-1} \right)^{-1} \frac{\mu(r)^2}{\phi(r)} \cdot \sum_{a=1}^q \left| \sum_{W' < p \leq W} (\log p) e(\alpha(m_0 + a)p) \right|^2 \quad (5.47)$$

is at most

$$\sum_{\substack{r \leq R \\ (r,q)=1 \\ r \text{ sq-free}}} \left(\frac{W}{2} + \frac{3}{2} \left(\frac{1}{qrR} - \frac{1}{Q} \right)^{-1} \right)^{-1} \sum_{a=1}^q \sum_{\substack{a' \bmod r \\ (a',r)=1}} \left| \sum_{W' < p \leq W} (\log p) e \left(\left(\alpha(m_0 + a) + \frac{a'}{r} \right) p \right) \right|^2 \quad (5.48)$$

We now apply the large sieve with weights [MV73, (1.6)], recalling that each angle $\alpha(m_0 + a) + a'/r$ is separated from the others by at least $1/qrR - 1/Q$; we obtain that (5.48) is at most $\sum_{W' < p \leq W} (\log p)^2$. It remains to estimate the sum in the first line of (5.47). (We are following here a procedure analogous to that used in [MV73] to prove the Brun-Titchmarsh theorem.)

Assume first that $q \leq W/13.5$. Set

$$R = \left(\sigma \frac{W}{q} \right)^{1/2}, \quad (5.49)$$

where $\sigma = 1/2e^{2 \cdot 0.25068} = 0.30285 \dots$. It is clear that $qR^2 < Q$, $q < W'$ and $R \geq 2$. Moreover, for $r \leq R$,

$$\frac{1}{Q} \leq \frac{1}{3.5W} \leq \frac{\sigma}{3.5} \frac{1}{\sigma W} = \frac{\sigma}{3.5} \frac{1}{qR^2} \leq \frac{\sigma/3.5}{qrR}.$$

Hence

$$\begin{aligned} \frac{W}{2} + \frac{3}{2} \left(\frac{1}{qrR} - \frac{1}{Q} \right)^{-1} &\leq \frac{W}{2} + \frac{3}{2} \frac{qrR}{1 - \sigma/3.5} = \frac{W}{2} + \frac{3r}{2(1 - \frac{\sigma}{3.5})R} \cdot 2\sigma \frac{W}{2} \\ &= \frac{W}{2} \left(1 + \frac{3\sigma}{1 - \sigma/3.5} \frac{rW}{R} \right) < \frac{W}{2} \left(1 + \frac{rW}{R} \right) \end{aligned}$$

and so

$$\begin{aligned} & \sum_{\substack{r \leq R \\ (r,q)=1}} \left(\frac{W}{2} + \frac{3}{2} \left(\frac{1}{qrR} - \frac{1}{Q} \right)^{-1} \right)^{-1} \frac{\mu(r)^2}{\phi(r)} \\ & \geq \frac{2}{W} \sum_{\substack{r \leq R \\ (r,q)=1}} (1 + rR^{-1})^{-1} \frac{\mu(r)^2}{\phi(r)} \geq \frac{2}{W} \frac{\phi(q)}{q} \sum_{r \leq R} (1 + rR^{-1})^{-1} \frac{\mu(r)^2}{\phi(r)}. \end{aligned}$$

For $R \geq 2$,

$$\sum_{r \leq R} (1 + rR^{-1})^{-1} \frac{\mu(r)^2}{\phi(r)} > \log R + 0.25068;$$

this is true for $R \geq 100$ by [MV73, Lemma 8] and easily verifiable numerically for $2 \leq R < 100$. (It suffices to verify this for R integer with $r < R$ instead of $r \leq R$, as that is the worst case.)

Now

$$\log R = \frac{1}{2} \left(\log \frac{W}{2q} + \log 2\sigma \right) = \frac{1}{2} \log \frac{W}{2q} - 0.25068.$$

Hence

$$\sum_{r \leq R} (1 + rR^{-1})^{-1} \frac{\mu(r)^2}{\phi(r)} > \frac{1}{2} \log \frac{W}{2q}$$

and the statement follows.

Now consider the case $q > W/13.5$. If q is even, then, in this range, inequality (5.42) is always better than (5.43), and so we are done. Assume, then, that $W/13.5 < q \leq W/2$ and q is odd. We set $R = 2$; clearly $qR^2 < W \leq Q$ and $q < W/2 \leq W'$, and so this choice of R is valid. It remains to check that

$$\frac{1}{\frac{W}{2} + \frac{3}{2} \left(\frac{1}{2q} - \frac{1}{Q} \right)^{-1}} + \frac{1}{\frac{W}{2} + \frac{3}{2} \left(\frac{1}{4q} - \frac{1}{Q} \right)^{-1}} \geq \frac{1}{W} \log \frac{W}{2q}.$$

This follows because

$$\frac{1}{\frac{1}{2} + \frac{3}{2} \left(\frac{t}{2} - \frac{1}{3.5} \right)^{-1}} + \frac{1}{\frac{1}{2} + \frac{3}{2} \left(\frac{t}{4} - \frac{1}{3.5} \right)^{-1}} \geq \log \frac{t}{2}$$

for all $2 \leq t \leq 13.5$.

□

We need a version of Lemma 5.2.2 with m restricted to the odd numbers, since we plan to set the parameter v equal to 2.

Lemma 5.2.3. *Let $W \geq 1$, $W' \geq W/2$. Let $2\alpha = a/q + O^*(1/qQ)$, $q \leq Q$. Then*

$$\begin{aligned} \sum_{\substack{A_0 < m \leq A_1 \\ m \text{ odd}}} \left| \sum_{W' < p \leq W} (\log p) e(\alpha mp) \right|^2 \\ \leq \left\lceil \frac{A_1 - A_0}{\min(2q, Q)} \right\rceil \cdot (W - W' + 2q) \sum_{W' < p \leq W} (\log p)^2. \end{aligned} \quad (5.50)$$

If $q < W/2$ and $Q \geq 3.5W$, the following bound also holds:

$$\begin{aligned} \sum_{\substack{A_0 < m \leq A_1 \\ m \text{ odd}}} \left| \sum_{W' < p \leq W} (\log p) e(\alpha mp) \right|^2 \\ \leq \left\lceil \frac{A_1 - A_0}{2q} \right\rceil \cdot \frac{q}{\phi(q)} \frac{W}{\log(W/2q)} \cdot \sum_{W' < p \leq W} (\log p)^2. \end{aligned} \quad (5.51)$$

If $A_1 - A_0 \leq 2\varrho q$ and $q \leq \rho Q$, $\varrho, \rho \in [0, 1]$, the following bound also holds:

$$\begin{aligned} \sum_{A_0 < m \leq A_1} \left| \sum_{W' < p \leq W} (\log p) e(\alpha mp) \right|^2 \\ \leq (W - W' + q/(1 - \varrho\rho)) \sum_{W' < p \leq W} (\log p)^2. \end{aligned} \quad (5.52)$$

Proof. We follow the proof of Lemma 5.2.2, noting the differences. Let

$$k = \min(q, \lceil Q/2 \rceil) \geq \lceil q/2 \rceil,$$

just as before. We split $(A_0, A_1]$ into $\lceil (A_1 - A_0)/k \rceil$ blocks of at most $2k$ consecutive integers; any such block contains at most k odd numbers. For odd m, m' in such a block, αm and $\alpha m'$ are separated by a distance of

$$|\{\alpha(m - m')\}| = \left| \left\{ 2\alpha \frac{m - m'}{2} \right\} \right| = |\{(a/q)k\}| - O^*(k/qQ) \geq 1/2q.$$

We obtain (5.50) and (5.52) just as we obtained (5.42) and (5.44) before. To obtain (5.51), proceed again as before, noting that the angles we are working with can be labelled as $\alpha(m_0 + 2a)$, $0 \leq a < q$. \square

The idea now (for large δ) is that, if δ is not negligible, then, as m increases and αm loops around the circle \mathbb{R}/\mathbb{Z} , αm roughly repeats itself every q steps – but with a slight displacement. This displacement gives rise to a configuration to which Lemma 5.2.1 is applicable. The effect is that we can apply the large sieve once instead of many times, thus leading to a gain of a large factor (essentially, the number of times the large sieve would have been used). This is how we obtain the factor of $|\delta|$ in the denominator of the main term $x/|\delta|q$ in (5.56) and (5.57).

Proposition 5.2.4. *Let $x \geq W \geq 1$, $W' \geq W/2$, $U' \geq x/2W$. Let $Q \geq 3.5W$. Let $2\alpha = a/q + \delta/x$, $(a, q) = 1$, $|\delta/x| \leq 1/qQ$, $q \leq Q$. Let $S_2(U', W', W)$ be as in (5.38) with $v = 2$.*

For $q \leq \rho Q$, where $\rho \in [0, 1]$,

$$S_2(U', W', W) \leq \left(\max(1, 2\rho) \left(\frac{x}{8q} + \frac{x}{2W} \right) + \frac{W}{2} + 2q \right) \cdot \sum_{W' < p \leq W} (\log p)^2 \quad (5.53)$$

If $q < W/2$,

$$S_2(U', W', W) \leq \left(\frac{x}{4\phi(q)} \frac{1}{\log(W/2q)} + \frac{q}{\phi(q)} \frac{W}{\log(W/2q)} \right) \cdot \sum_{W' < p \leq W} (\log p)^2. \quad (5.54)$$

If $W > x/4q$, the following bound also holds:

$$S_2(U', W', W) \leq \left(\frac{W}{2} + \frac{q}{1 - x/4Wq} \right) \sum_{W' < p \leq W} (\log p)^2. \quad (5.55)$$

If $\delta \neq 0$ and $x/4W + q \leq x/|\delta|q$,

$$S_2(U', W', W) \leq \min \left(1, \frac{2q/\phi(q)}{\log \left(\frac{x}{|\delta|q} \left(q + \frac{x}{4W} \right)^{-1} \right)} \right) \cdot \left(\frac{x}{|\delta|q} + \frac{W}{2} \right) \sum_{W' < p \leq W} (\log p)^2. \quad (5.56)$$

Lastly, if $\delta \neq 0$ and $q \leq \rho Q$, where $\rho \in [0, 1]$,

$$S_2(U', W', W) \leq \left(\frac{x}{|\delta|q} + \frac{W}{2} + \frac{x}{8(1-\rho)Q} + \frac{x}{4(1-\rho)W} \right) \sum_{W' < p \leq W} (\log p)^2. \quad (5.57)$$

The trivial bound would be in the order of

$$S_2(U', W', W) = (x/2 \log x) \sum_{W' < p \leq W} (\log p)^2.$$

In practice, (5.55) gets applied when $W \geq x/q$.

Proof. Let us first prove statements (5.54) and (5.53), which do not involve δ . Assume first $q \leq W/2$. Then, by (5.51) with $A_0 = U'$, $A_1 = x/W$,

$$S_2(U', W', W) \leq \left(\frac{x/W - U'}{2q} + 1 \right) \frac{q}{\phi(q)} \frac{W}{\log(W/2q)} \sum_{W' < p \leq W} (\log p)^2.$$

Clearly $(x/W - U')W \leq (x/2W) \cdot W = x/2$. Thus (5.54) holds.

Assume now that $q \leq \rho Q$. Apply (5.50) with $A_0 = U'$, $A_1 = x/W$. Then

$$S_2(U', W', W) \leq \left(\frac{x/W - U'}{q \cdot \min(2, \rho^{-1})} + 1 \right) (W - W' + 2q) \sum_{W' < p \leq W} (\log p)^2.$$

Now

$$\begin{aligned} & \left(\frac{x/W - U'}{q \cdot \min(2, \rho^{-1})} + 1 \right) \cdot (W - W' + 2q) \\ & \leq \left(\frac{x}{W} - U' \right) \frac{W - W'}{q \min(2, \rho^{-1})} + \max(1, 2\rho) \left(\frac{x}{W} - U' \right) + W/2 + 2q \\ & \leq \frac{x/4}{q \min(2, \rho^{-1})} + \max(1, 2\rho) \frac{x}{2W} + W/2 + 2q. \end{aligned}$$

This implies (5.53).

If $W > x/4q$, apply (5.44) with $\varrho = x/4Wq$, $\rho = 1$. This yields (5.55).

Assume now that $\delta \neq 0$ and $x/4W + q \leq x/|\delta q|$. Let $Q' = x/|\delta q|$. For any m_1, m_2 with $x/2W < m_1, m_2 \leq x/W$, we have $|m_1 - m_2| \leq x/2W \leq 2(Q' - q)$, and so

$$\left| \frac{m_1 - m_2}{2} \cdot \delta/x + q\delta/x \right| \leq Q'|\delta|/x = \frac{1}{q}. \quad (5.58)$$

The conditions of Lemma 5.2.1 are thus fulfilled with $v = (x/4W) \cdot |\delta|/x$ and $\nu = |\delta q|/x$. We obtain that $S_2(U', W', W)$ is at most

$$\min \left(1, \frac{2q}{\phi(q) \log((q(\nu + v))^{-1})} \right) (W - W' + \nu^{-1}) \sum_{W' < p \leq W} (\log p)^2.$$

Here $W - W' + \nu^{-1} = W - W' + x/|q\delta| \leq W/2 + x/|q\delta|$ and

$$(q(\nu + v))^{-1} = \left(q \frac{|\delta|}{x} \right)^{-1} \left(q + \frac{x}{4W} \right)^{-1}.$$

Lastly, assume $\delta \neq 0$ and $q \leq \rho Q$. We let $Q' = x/|\delta q| \geq Q$ again, and we split the range $U' < m \leq x/W$ into intervals of length $2(Q' - q)$, so that (5.58) still holds within each interval. We apply Lemma 5.2.1 with $v = (Q' - q) \cdot |\delta|/x$ and $\nu = |\delta q|/x$. We obtain that $S_2(U', W', W)$ is at most

$$\left(1 + \frac{x/W - U'}{2(Q' - q)} \right) (W - W' + \nu^{-1}) \sum_{W' < p \leq W} (\log p)^2.$$

Here $W - W' + \nu^{-1} \leq W/2 + x/q|\delta|$ as before. Moreover,

$$\begin{aligned} \left(\frac{W}{2} + \frac{x}{q|\delta|} \right) \left(1 + \frac{x/W - U'}{2(Q' - q)} \right) & \leq \left(\frac{W}{2} + Q' \right) \left(1 + \frac{x/2W}{2(1 - \rho)Q'} \right) \\ & \leq \frac{W}{2} + Q' + \frac{x}{8(1 - \rho)Q'} + \frac{x}{4W(1 - \rho)} \\ & \leq \frac{x}{|\delta q|} + \frac{W}{2} + \frac{x}{8(1 - \rho)Q} + \frac{x}{4(1 - \rho)W}. \end{aligned}$$

Hence (5.57) holds. \square

Chapter 6

Minor-arc totals

It is now time to make all of our estimates fully explicit, choose our parameters, put our type I and type II estimates together and give our final minor-arc estimates.

Let $x > 0$ be given. Starting in section 6.3.1, we will assume that $x \geq x_0 = 2.16 \cdot 10^{20}$. We will choose our main parameters U and V gradually, as the need arises; we assume from the start that $2 \cdot 10^6 \leq V < x/4$ and $UV \leq x$.

We are also given an angle $\alpha \in \mathbb{R}/\mathbb{Z}$. We choose an approximation $2\alpha = a/q + \delta/x$, $(a, q) = 1$, $q \leq Q$, $|\delta/x| \leq 1/qQ$. The parameter Q will be chosen later; we assume from the start that $Q \geq \max(16, 2\sqrt{x})$ and $Q \geq \max(2U, x/U)$.

(Actually, U and V will be chosen in different ways depending on the size of q . Actually, even Q will depend on the size of q ; this may seem circular, but what actually happens is the following: we will first set a value for Q depending only on x , and if the corresponding value of $q \leq Q$ is larger than a certain parameter y depending on x , then we reset U , V and Q , and obtain a new value of q .)

Let $S_{I,1}$, $S_{I,2}$, S_{II} , S_0 be as in (3.9), with the smoothing function $\eta = \eta_2$ as in (3.4). (We bounded the type I sums $S_{I,1}$, $S_{I,2}$ for a general smoothing function η ; it is only here that we are specifying η .)

The term S_0 is 0 because $V < x/4$ and η_2 is supported on $[-1/4, 1]$. We set $v = 2$.

6.1 The smoothing function

For the smoothing function η_2 in (3.4),

$$|\eta_2|_1 = 1, \quad |\eta'_2|_1 = 8 \log 2, \quad |\eta''_2|_1 = 48, \quad (6.1)$$

as per [Tao14, (5.9)–(5.13)]. Similarly, for $\eta_{2,\rho}(t) = \log(\rho t)\eta_2(t)$, where $\rho \geq 4$,

$$\begin{aligned} |\eta_{2,\rho}|_1 &< \log(\rho)|\eta_2|_1 = \log(\rho) \\ |\eta'_{2,\rho}|_1 &= 2\eta_{2,\rho}(1/2) = 2\log(\rho/2)\eta_2(1/2) < (8 \log 2) \log \rho, \\ |\eta''_{2,\rho}|_1 &= 4 \log(\rho/4) + |2 \log \rho - 4 \log(\rho/4)| + |4 \log 2 - 4 \log \rho| \\ &\quad + |\log \rho - 4 \log 2| + |\log \rho| < 48 \log \rho. \end{aligned} \quad (6.2)$$

In the first inequality, we are using the fact that $\log(\rho t)$ is always positive (and less than $\log(\rho)$) when t is in the support of η_2 .

Write $\log^+ x$ for $\max(\log x, 0)$.

6.2 Contributions of different types

6.2.1 Type I terms: $S_{I,1}$.

The term $S_{I,1}$ can be handled directly by Lemma 4.2.3, with $\rho_0 = 4$ and $D = U$. (Condition (4.38) is valid thanks to (6.2).) Since $U \leq Q/2$, the contribution of $S_{I,1}$ gets bounded by (4.40) and (4.41): the absolute value of $S_{I,1}$ is at most

$$\begin{aligned} & \frac{x}{q} \min \left(1, \frac{c_0/\delta^2}{(2\pi)^2} \right) \left| \sum_{\substack{m \leq \frac{U}{q} \\ (m,q)=1}} \frac{\mu(m)}{m} \log \frac{x}{mq} \right| + \frac{x}{q} |\widehat{\log \cdot \eta}(-\delta)| \left| \sum_{\substack{m \leq \frac{U}{q} \\ (m,q)=1}} \frac{\mu(m)}{m} \right| \\ & + \frac{2\sqrt{c_0 c_1}}{\pi} \left(U \log \frac{ex}{U} + \sqrt{3}q \log \frac{q}{c_2} + \frac{q}{2} \log \frac{q}{c_2} \log^+ \frac{2U}{q} \right) + \frac{3c_1 x}{2q} \log \frac{q}{c_2} \log^+ \frac{U}{\frac{c_2 x}{q}} \\ & + \frac{3c_1}{2} \sqrt{\frac{2x}{c_2}} \log \frac{2x}{c_2} + \left(\frac{c_0}{2} - \frac{2c_0}{\pi^2} \right) \left(\frac{U^2}{4qx} \log \frac{e^{1/2}x}{U} + \frac{1}{e} \right) \\ & + \frac{2|\eta'|_1}{\pi} q \max \left(1, \log \frac{c_0 e^3 q^2}{4\pi |\eta'|_1 x} \right) \log x + \frac{20c_0 c_2^{3/2}}{3\pi^2} \sqrt{2x} \log \frac{2\sqrt{ex}}{c_2}, \end{aligned} \quad (6.3)$$

where $c_0 = 31.521$ (by Lemma B.2.3), $c_1 = 1.0000028 > 1 + (8 \log 2)/V \geq 1 + (8 \log 2)/(x/U)$ and $c_2 = 6\pi/5\sqrt{c_0} = 0.67147\dots$. By (2.1) (with $k = 2$), (B.17) and Lemma B.2.4,

$$|\widehat{\log \cdot \eta}(-\delta)| \leq \min \left(2 - \log 4, \frac{24 \log 2}{\pi^2 \delta^2} \right).$$

By (2.20), (2.22) and (2.23), the first line of (6.3) is at most

$$\begin{aligned} & \frac{x}{q} \min \left(1, \frac{c'_0}{\delta^2} \right) \left(\min \left(\frac{4}{5} \frac{q/\phi(q)}{\log^+ \frac{U}{q^2}}, 1 \right) \log \frac{x}{U} + 1.00303 \frac{q}{\phi(q)} \right) \\ & + \frac{x}{q} \min \left(2 - \log 4, \frac{c''_0}{\delta^2} \right) \min \left(\frac{4}{5} \frac{q/\phi(q)}{\log^+ \frac{U}{q^2}}, 1 \right), \end{aligned}$$

where $c'_0 = 0.798437 > c_0/(2\pi)^2$, $c''_0 = 1.685532$. Clearly $c''_0/c_0 > 1 > 2 - \log 4$.

Taking derivatives, we see that $t \mapsto (t/2) \log(t/c_2) \log^+ 2U/t$ takes its maximum (for $t \in [1, 2U]$) when $\log(t/c_2) \log^+ 2U/t = \log t/c_2 - \log^+ 2U/t$; since $t \rightarrow \log t/c_2 - \log^+ 2U/t$ is increasing on $[1, 2U]$, we conclude that

$$\frac{q}{2} \log \frac{q}{c_2} \log^+ \frac{2U}{q} \leq U \log \frac{2U}{c_2}.$$

Similarly, $t \mapsto t \log(x/t) \log^+(U/t)$ takes its maximum at a point $t \in [0, U]$ for which $\log(x/t) \log^+(U/t) = \log(x/t) + \log^+(U/t)$, and so

$$\frac{x}{q} \log \frac{q}{c_2} \log^+ \frac{U}{\frac{c_2 x}{q}} \leq \frac{U}{c_2} (\log x + \log U).$$

We conclude that

$$\begin{aligned} |S_{I,1}| &\leq \frac{x}{q} \min \left(1, \frac{c'_0}{\delta^2} \right) \left(\min \left(\frac{4q/\phi(q)}{5 \log^+ \frac{U}{q^2}}, 1 \right) \left(\log \frac{x}{U} + c_{3,I} \right) + c_{4,I} \frac{q}{\phi(q)} \right) \\ &\quad + \left(c_{7,I} \log \frac{q}{c_2} + c_{8,I} \log x \max \left(1, \log \frac{c_{11,I} q^2}{x} \right) \right) q + c_{10,I} \frac{U^2}{4qx} \log \frac{e^{1/2} x}{U} \\ &\quad + \left(c_{5,I} \log \frac{2U}{c_2} + c_{6,I} \log xU \right) U + c_{9,I} \sqrt{x} \log \frac{2\sqrt{e} x}{c_2} + \frac{c_{10,I}}{e}, \end{aligned} \quad (6.4)$$

where c_2 and c'_0 are as above, $c_{3,I} = 2.11104 > c''_0/c'_0$, $c_{4,I} = 1.00303$, $c_{5,I} = 3.57422 > 2\sqrt{c_0 c_1}/\pi$, $c_{6,I} = 2.23389 > 3c_1/2c_2$, $c_{7,I} = 6.19072 > 2\sqrt{3c_0 c_1}/\pi$, $c_{8,I} = 3.53017 > 2(8 \log 2)/\pi$,

$$c_{9,I} = 19.1568 > \frac{3\sqrt{2}c_1}{2\sqrt{c_2}} + \frac{20\sqrt{2}c_0 c_2^{3/2}}{3\pi^2},$$

$$c_{10,I} = 9.37301 > c_0(1/2 - 2/\pi^2) \text{ and } c_{11,I} = 9.0857 > c_0 e^3/(4\pi \cdot 8 \log 2).$$

6.2.2 Type I terms: $S_{I,2}$.

The case $q \leq Q/V$. If $q \leq Q/V$, then, for $v \leq V$,

$$2v\alpha = \frac{va}{q} + O^* \left(\frac{v}{Qq} \right) = \frac{va}{q} + O^* \left(\frac{1}{q^2} \right),$$

and so va/q is a valid approximation to $2v\alpha$. (Here we are using v to label an integer variable bounded above by $v \leq V$; we no longer need v to label the quantity in (3.10), since that has been set equal to the constant 2.) Moreover, for $Q_v = Q/v$, we see that $2v\alpha = (va/q) + O^*(1/qQ_v)$. If $\alpha = a/q + \delta/x$, then $v\alpha = va/q + \delta/(x/v)$. Now

$$S_{I,2} = \sum_{\substack{v \leq V \\ v \text{ odd}}} \Lambda(v) \sum_{\substack{m \leq U \\ m \text{ odd}}} \mu(m) \sum_{\substack{n \\ n \text{ odd}}} e((v\alpha) \cdot mn) \eta(mn/(x/v)). \quad (6.5)$$

We can thus estimate $S_{I,2}$ by applying Lemma 4.2.2 to each inner double sum in (6.5). We obtain that, if $|\delta| \leq 1/2c_2$, where $c_2 = 6\pi/5\sqrt{c_0}$ and $c_0 = 31.521$, then $|S_{I,2}|$ is at most

$$\sum_{v \leq V} \Lambda(v) \left(\frac{x/v}{2q_v} \min \left(1, \frac{c_0}{(\pi\delta)^2} \right) \left| \sum_{\substack{m \leq M_v/q \\ (m, 2q)=1}} \frac{\mu(m)}{m} \right| + \frac{c_{10,I} q}{4x/v} \left(\frac{U}{q_v} + 1 \right)^2 \right) \quad (6.6)$$

plus

$$\begin{aligned} & \sum_{v \leq V} \Lambda(v) \left(\frac{2\sqrt{c_0 c_+}}{\pi} U + \frac{3c_+}{2} \frac{x}{v q_v} \log^+ \frac{U}{\frac{c_2 x}{v q_v}} + \frac{\sqrt{c_0 c_+}}{\pi} q_v \log^+ \frac{U}{q_v/2} \right) \\ & + \sum_{v \leq V} \Lambda(v) \left(c_{8,I} \max \left(\log \frac{c_{11,I} q_v^2}{x/v}, 1 \right) q_v + \left(\frac{2\sqrt{3c_0 c_+}}{\pi} + \frac{3c_+}{2c_2} + \frac{55c_0 c_2}{6\pi^2} \right) q_v \right), \end{aligned} \quad (6.7)$$

where $q_v = q/(q, v)$, $M_v \in [\min(Q/2v, U), U]$ and $c_+ = 1 + (8 \log 2)/(x/UV)$; if $|\delta| \geq 1/2c_2$, then $|S_{I,2}|$ is at most (6.6) plus

$$\begin{aligned} & \sum_{v \leq V} \Lambda(v) \left(\frac{\sqrt{c_0 c_1}}{\pi/2} U + \frac{3c_1}{2} \left(2 + \frac{(1+\epsilon)}{\epsilon} \log^+ \frac{2U}{\frac{x/v}{|\delta| q_v}} \right) \frac{x}{Q} + \frac{35c_0 c_2}{3\pi^2} q_v \right) \\ & + \sum_{v \leq V} \Lambda(v) \frac{\sqrt{c_0 c_1}}{\pi/2} (1+\epsilon) \min \left(\left\lfloor \frac{x/v}{|\delta| q_v} \right\rfloor + 1, 2U \right) \left(\sqrt{3+2\epsilon} + \frac{\log^+ \frac{2U}{\left\lfloor \frac{x/v}{|\delta| q_v} \right\rfloor + 1}}{2} \right) \end{aligned} \quad (6.8)$$

Write $S_V = \sum_{v \leq V} \Lambda(v)/(v q_v)$. By (2.12),

$$\begin{aligned} S_V & \leq \sum_{v \leq V} \frac{\Lambda(v)}{v q} + \sum_{\substack{v \leq V \\ (v, q) > 1}} \frac{\Lambda(v)}{v} \left(\frac{(q, v)}{q} - \frac{1}{q} \right) \\ & \leq \frac{\log V}{q} + \frac{1}{q} \sum_{p|q} (\log p) \left(v_p(q) + \sum_{\substack{\alpha \geq 1 \\ p^\alpha + v_p(q) \leq V}} \frac{1}{p^\alpha} - \sum_{\substack{\alpha \geq 1 \\ p^\alpha \leq V}} \frac{1}{p^\alpha} \right) \\ & \leq \frac{\log V}{q} + \frac{1}{q} \sum_{p|q} (\log p) v_p(q) = \frac{\log V q}{q}. \end{aligned} \quad (6.9)$$

This helps us to estimate (6.6). We could also use this to estimate the second term in the first line of (6.7), but, for that purpose, it will actually be wiser to use the simpler bound

$$\sum_{v \leq V} \Lambda(v) \frac{x}{v q_v} \log^+ \frac{U}{\frac{c_2 x}{v q_v}} \leq \sum_{v \leq V} \Lambda(v) \frac{U/c_2}{e} \leq \frac{1.0004}{ec_2} UV \quad (6.10)$$

(by (2.14) and the fact that $t \log^+ A/t$ takes its maximum at $t = A/e$).

We bound the sum over m in (6.6) by (2.20) and (2.22):

$$\left| \sum_{\substack{m \leq M_v/q \\ (m, 2q)=1}} \frac{\mu(m)}{m} \right| \leq \min \left(\frac{4}{5} \frac{q/\phi(q)}{\log^+ \frac{M_v}{2q^2}}, 1 \right).$$

To bound the terms involving $(U/q_v + 1)^2$, we use

$$\begin{aligned}
\sum_{v \leq V} \Lambda(v)v &\leq 0.5004V^2 \quad (\text{by (2.17)}), \\
\sum_{v \leq V} \Lambda(v)v(v, q)^j &\leq \sum_{v \leq V} \Lambda(v)v + V \sum_{\substack{v \leq V \\ (v, q) \neq 1}} \Lambda(v)(v, q)^j, \\
\sum_{\substack{v \leq V \\ (v, q) \neq 1}} \Lambda(v)(v, q) &\leq \sum_{p|q} (\log p) \sum_{1 \leq \alpha \leq \log_p V} p^{v_p(q)} \leq \sum_{p|q} (\log p) \frac{\log V}{\log p} p^{v_p(q)} \\
&\leq (\log V) \sum_{p|q} p^{v_p(q)} \leq q \log V
\end{aligned}$$

and

$$\begin{aligned}
\sum_{\substack{v \leq V \\ (v, q) \neq 1}} \Lambda(v)(v, q)^2 &\leq \sum_{p|q} (\log p) \sum_{1 \leq \alpha \leq \log_p V} p^{v_p(q) + \alpha} \\
&\leq \sum_{p|q} (\log p) \cdot 2p^{v_p(q)} \cdot p^{\log_p V} \leq 2qV \log q.
\end{aligned}$$

Using (2.14) and (6.9) as well, we conclude that (6.6) is at most

$$\begin{aligned}
&\frac{x}{2q} \min \left(1, \frac{c_0}{(\pi\delta)^2} \right) \min \left(\frac{4}{5} \frac{q/\phi(q)}{\log^+ \frac{\min(Q/2V, U)}{2q^2}}, 1 \right) \log Vq \\
&+ \frac{c_{10, I}}{4x} \left(0.5004V^2q \left(\frac{U}{q} + 1 \right)^2 + 2UVq \log V + 2U^2V \log V \right).
\end{aligned}$$

Assume $Q \leq 2UV/e$. Using (2.14), (6.10), (2.18) and the inequality $vq \leq Vq \leq Q$ (which implies $q/2 \leq U/e$), we see that (6.7) is at most

$$\begin{aligned}
&1.0004 \left(\left(\frac{2\sqrt{c_0 c_+}}{\pi} + \frac{3c_+}{2ec_2} \right) UV + \frac{\sqrt{c_0 c_+}}{\pi} Q \log \frac{U}{q/2} \right) \\
&+ \left(c_{5, I_2} \max \left(\log \frac{c_{11, I} q^2 V}{x}, 2 \right) + c_{6, I_2} \right) Q,
\end{aligned}$$

where $c_{5, I_2} = 3.53312 > 1.0004 \cdot c_{8, I}$ and

$$c_{6, I_2} = 1.0004 \left(\frac{2\sqrt{3c_0 c_+}}{\pi} + \frac{3c_+}{2c_2} + \frac{55c_0 c_2}{6\pi^2} \right). \quad (6.11)$$

The expressions in (6.8) get estimated similarly. The first line of (6.8) is at most

$$1.0004 \left(\frac{2\sqrt{c_0 c_+}}{\pi} UV + \frac{3c_+}{2} \left(2 + \frac{1+\epsilon}{\epsilon} \log^+ \frac{2UV|\delta|q}{x} \right) \frac{xV}{Q} + \frac{35c_0 c_2}{3\pi^2} qV \right)$$

by (2.14). Since $q \leq Q/V$, we can obviously bound qV by Q . As for the second line of (6.8) –

$$\begin{aligned} & \sum_{v \leq V} \Lambda(v) \min \left(\left\lfloor \frac{x/v}{|\delta|q_v} \right\rfloor + 1, 2U \right) \cdot \frac{1}{2} \log^+ \frac{2U}{\left\lfloor \frac{x/v}{|\delta|q_v} \right\rfloor + 1} \\ & \leq \sum_{v \leq V} \Lambda(v) \max_{t > 0} t \log^+ \frac{U}{t} \leq \sum_{v \leq V} \Lambda(v) \frac{U}{e} = \frac{1.0004}{e} UV, \end{aligned}$$

but

$$\begin{aligned} & \sum_{v \leq V} \Lambda(v) \min \left(\left\lfloor \frac{x/v}{|\delta|q_v} \right\rfloor + 1, 2U \right) \leq \sum_{v \leq \frac{x}{2U|\delta|q}} \Lambda(v) \cdot 2U \\ & + \sum_{\substack{\frac{x}{2U|\delta|q} < v \leq V \\ (v,q)=1}} \Lambda(v) \frac{x/|\delta|}{vq} + \sum_{v \leq V} \Lambda(v) + \sum_{\substack{v \leq V \\ (v,q) \neq 1}} \Lambda(v) \frac{x/|\delta|}{v} \left(\frac{1}{q_v} - \frac{1}{q} \right) \\ & \leq 1.03883 \frac{x}{|\delta|q} + \frac{x}{|\delta|q} \max \left(\log V - \log \frac{x}{2U|\delta|q} + \log \frac{3}{\sqrt{2}}, 0 \right) \\ & + 1.0004V + \frac{x}{|\delta|q} \sum_{p|q} (\log p) v_p(q) \\ & \leq \frac{x}{|\delta|q} \left(1.03883 + \log q + \log^+ \frac{6UV|\delta|q}{\sqrt{2}x} \right) + 1.0004V \end{aligned}$$

by (2.12), (2.13), (2.14) and (2.15); we are proceeding much as in (6.9).

Let us collect our bounds. If $|\delta| \leq 1/2c_2$, then, assuming $Q \leq 2UV/e$, we conclude that $|S_{I,2}|$ is at most

$$\begin{aligned} & \frac{x}{2\phi(q)} \min \left(1, \frac{c_0}{(\pi\delta)^2} \right) \min \left(\frac{4/5}{\log^+ \frac{Q}{4Vq^2}}, 1 \right) \log Vq \\ & + c_{8,I_2} \frac{x}{q} \left(\frac{UV}{x} \right)^2 \left(1 + \frac{q}{U} \right)^2 + \frac{c_{10,I}}{2} \left(\frac{UV}{x} q \log V + \frac{U^2V}{x} \log V \right) \end{aligned} \quad (6.12)$$

plus

$$(c_{4,I_2} + c_{9,I_2})UV + (c_{10,I_2} \log \frac{U}{q} + c_{5,I_2} \max \left(\log \frac{c_{11,I}q^2V}{x}, 2 \right) + c_{12,I_2}) \cdot Q, \quad (6.13)$$

where

$$\begin{aligned}
c_{4,I_2} &= 3.57565(1 + \epsilon_0) > 1.0004 \cdot 2\sqrt{c_0 c_+}/\pi, \\
c_{5,I_2} &= 3.53312 > 1.0004 \cdot c_{8,I}, \\
c_{8,I_2} &= 1.17257 > \frac{c_{10,I}}{4} \cdot 0.5004, \\
c_{9,I_2} &= 0.82214(1 + 2\epsilon_0) > 3c_+ \cdot 1.0004/2ec_2, \\
c_{10,I_2} &= 1.78783\sqrt{1 + 2\epsilon_0} > 1.0004\sqrt{c_0 c_+}/\pi, \\
c_{12,I_2} &= 29.3333 + 11.902\epsilon_0 \\
&> 1.0004 \left(\frac{3}{2c_2} c_+ + \frac{2\sqrt{3c_0}}{\pi} \sqrt{c_+} + \frac{55c_0 c_2}{6\pi^2} \right) + 1.78783(1 + \epsilon_0) \log 2 \\
&= c_{6,I_2} + c_{10,I_2} \log 2
\end{aligned}$$

and $c_{10,I} = 9.37301$ as before. Here $\epsilon_0 = (4 \log 2)/(x/UV)$, and c_{6,I_2} is as in (6.11). If $|\delta| \geq 1/2c_2$, then $|S_{I,2}|$ is at most (6.12) plus

$$\begin{aligned}
&(c_{4,I_2} + (1 + \epsilon)c_{13,I_2})UV + c_\epsilon \left(c_{14,I_2} \left(\log q + \log^+ \frac{6UV|\delta|q}{\sqrt{2}x} \right) + c_{15,I_2} \right) \frac{x}{|\delta|q} \\
&+ c_{16,I_2} \left(2 + \frac{1 + \epsilon}{\epsilon} \log^+ \frac{2UV|\delta|q}{x} \right) \frac{x}{Q/V} + c_{17,I_2}Q + c_\epsilon \cdot c_{4,I_2}V,
\end{aligned} \tag{6.14}$$

where

$$\begin{aligned}
c_{13,I_2} &= 1.31541(1 + \epsilon_0) > \frac{2\sqrt{c_0 c_+}}{\pi} \cdot \frac{1.0004}{e}, \\
c_{14,I_2} &= 3.57422\sqrt{1 + 2\epsilon_0} > \frac{2\sqrt{c_0 c_+}}{\pi}, \\
c_{15,I_2} &= 3.71301\sqrt{1 + 2\epsilon_0} > \frac{2\sqrt{c_0 c_+}}{\pi} \cdot 1.03883, \\
c_{16,I_2} &= 1.5006(1 + 2\epsilon_0) > 1.0004 \cdot 3c_+/2 \\
c_{17,I_2} &= 25.0295 > 1.0004 \cdot \frac{35c_0 c_2}{3\pi^2},
\end{aligned}$$

and $c_\epsilon = (1 + \epsilon)\sqrt{3 + 2\epsilon}$. We recall that $c_2 = 6\pi/5\sqrt{c_0} = 0.67147\dots$. We will choose $\epsilon \in (0, 1)$ later; we also leave the task of bounding ϵ_0 for later.

The case $q > Q/V$. We use Lemma 4.2.4 in this case.

6.2.3 Type II terms.

As we showed in (5.1)–(5.5), S_{II} (given in (5.1)) is at most

$$4 \int_V^{x/U} \sqrt{S_1(U, W) \cdot S_2(U, V, W)} \frac{dW}{W} + 4 \int_V^{x/U} \sqrt{S_1(U, W) \cdot S_3(W)} \frac{dW}{W}, \tag{6.15}$$

where S_1 , S_2 and S_3 are as in (5.4) and (5.5). We bounded S_1 in (5.33) and (5.34), S_2 in Prop. 5.2.4 and S_3 in (5.5).

Let us try to give some structure to the bookkeeping we must now inevitably do. The second integral in (6.15) will be negligible (because S_3 is); let us focus on the first integral.

Thanks to our work in §5.1, the term $S_1(U, W)$ is bounded by a (small) constant times x/W . (This represents a gain of several factors of log with respect to the trivial bound.) We bounded $S_2(U, V, W)$ using the large sieve; we expected, and got, a bound that is better than trivial by a factor of size roughly $\gg \sqrt{q} \log x$ – the exact factor in the bound depends on the value of W . In particular, it is only in the central part of the range for W that we will really be able to save a factor of $\gg \sqrt{q} \log x$, as opposed to just $\gg \sqrt{q}$. We will have to be slightly clever in order to get a good total bound in the end.

* * *

We first recall our estimate for S_1 . In the whole range $[V, x/U]$ for W , we know from (5.33), (5.34) and (5.37) that $S_1(U, W)$ is at most

$$\frac{2}{\pi^2} \frac{x}{W} + \kappa_0 \zeta(3/2)^3 \frac{x}{W} \sqrt{\frac{x/WU}{U}}, \quad (6.16)$$

where

$$\kappa_0 = 1.27.$$

(We recall we are working with $v = 2$.)

We have better estimates for the constant in front in some parts of the range; in what is usually the main part, (5.34) and (5.36) give us a constant of 0.15107 instead of $2/\pi^2$. Note that $1.27\zeta(3/2)^3 = 22.6417\dots$. We should choose U, V so that the first term in (6.16) dominates. For the while being, assume only

$$U \geq 5 \cdot 10^5 \frac{x}{VU}; \quad (6.17)$$

then (6.16) gives

$$S_1(U, W) \leq \kappa_1 \frac{x}{W}, \quad (6.18)$$

where

$$\kappa_1 = \frac{2}{\pi^2} + \frac{22.6418}{\sqrt{10^6/2}} \leq 0.2347.$$

This will suffice for our cruder estimates.

The second integral in (6.15) is now easy to bound. By (5.5),

$$S_3(W) \leq 1.0171x + 2.0341W \leq 1.0172x,$$

since $W \leq x/U \leq x/5 \cdot 10^5$. Hence

$$\begin{aligned} 4 \int_V^{x/U} \sqrt{S_1(U, W) \cdot S_3(W)} \frac{dW}{W} &\leq 4 \int_V^{x/U} \sqrt{\kappa_1 \frac{x}{W} \cdot 1.0172x} \frac{dW}{W} \\ &\leq \kappa_9 \frac{x}{\sqrt{V}}, \end{aligned}$$

where

$$\kappa_9 = 8 \cdot \sqrt{1.0172 \cdot \kappa_1} \leq 3.9086.$$

Let us now examine S_2 , which was bounded in Prop. 5.2.4. We set the parameters W', U' as follows, in accordance with (5.4):

$$W' = \max(V, W/2), \quad U' = \max(U, x/2W).$$

Since $W' \geq W/2$ and $W \geq V > 117$, we can always bound

$$\sum_{W' < p \leq W} (\log p)^2 \leq \frac{1}{2} W (\log W). \quad (6.19)$$

by (2.19).

Bounding S_2 for δ arbitrary. We set

$$W_0 = \min(\max(2\theta q, V), x/U),$$

where $\theta \geq e$ is a parameter that will be set later.

For $V \leq W < W_0$, we use the bound (5.53):

$$\begin{aligned} S_2(U', W', W) &\leq \left(\max(1, 2\rho) \left(\frac{x}{8q} + \frac{x}{2W} \right) + \frac{W}{2} + 2q \right) \cdot \frac{1}{2} W (\log W) \\ &\leq \max\left(\frac{1}{2}, \rho\right) \left(\frac{W}{8q} + \frac{1}{2} \right) x \log W + \frac{W^2 \log W}{4} + qW \log W, \end{aligned}$$

where $\rho = q/Q$.

If $W_0 > V$, the contribution of the terms with $V \leq W < W_0$ to (6.15) is (by 6.18) bounded by

$$\begin{aligned} &4 \int_V^{W_0} \sqrt{\kappa_1 \frac{x}{W} \left(\frac{\rho_0}{4} \left(\frac{W}{4q} + 1 \right) x \log W + \frac{W^2 \log W}{4} + qW \log W \right)} \frac{dW}{W} \\ &\leq \frac{\kappa_2}{2} \sqrt{\rho_0} x \int_V^{W_0} \frac{\sqrt{\log W}}{W^{3/2}} dW + \frac{\kappa_2}{2} \sqrt{x} \int_V^{W_0} \frac{\sqrt{\log W}}{W^{1/2}} dW \\ &\quad + \kappa_2 \sqrt{\frac{\rho_0 x^2}{16q} + qx} \int_V^{W_0} \frac{\sqrt{\log W}}{W} dW \\ &\leq \left(\kappa_2 \sqrt{\rho_0} \frac{x}{\sqrt{V}} + \kappa_2 \sqrt{xW_0} \right) \sqrt{\log W_0} \\ &\quad + \frac{2\kappa_2}{3} \sqrt{\frac{\rho_0 x^2}{16q} + qx} \left((\log W_0)^{3/2} - (\log V)^{3/2} \right), \end{aligned} \quad (6.20)$$

where $\rho_0 = \max(1, 2\rho)$ and

$$\kappa_2 = 4\sqrt{\kappa_1} \leq 1.93768.$$

(We are using the easy bound $\sqrt{a+b+c} \leq \sqrt{a} + \sqrt{b} + \sqrt{c}$.)

We now examine the terms with $W \geq W_0$. If $2\theta q > x/U$, then $W_0 = x/U$, the contribution of the case is nil, and the computations below can be ignored. Thus, we can assume that $2\theta q \leq x/U$.

We use (5.54):

$$S_2(U', W', W) \leq \left(\frac{x}{4\phi(q)} \frac{1}{\log(W/2q)} + \frac{q}{\phi(q)} \frac{W}{\log(W/2q)} \right) \cdot \frac{1}{2} W \log W.$$

By $\sqrt{a+b} \leq \sqrt{a} + \sqrt{b}$, we can take out the $q/\phi(q) \cdot W/\log(W/2q)$ term and estimate its contribution on its own; it is at most

$$\begin{aligned} & 4 \int_{W_0}^{x/U} \sqrt{\kappa_1 \frac{x}{W} \cdot \frac{q}{\phi(q)} \cdot \frac{1}{2} W^2 \frac{\log W}{\log W/2q} \frac{dW}{W}} \\ &= \frac{\kappa_2}{\sqrt{2}} \sqrt{\frac{q}{\phi(q)}} \int_{W_0}^{x/U} \sqrt{\frac{x \log W}{W \log W/2q}} dW \\ &\leq \frac{\kappa_2}{\sqrt{2}} \sqrt{\frac{qx}{\phi(q)}} \int_{W_0}^{x/U} \frac{1}{\sqrt{W}} \left(1 + \sqrt{\frac{\log 2q}{\log W/2q}} \right) dW \end{aligned} \quad (6.21)$$

Now

$$\int_{W_0}^{x/U} \frac{1}{\sqrt{W}} \sqrt{\frac{\log 2q}{\log W/2q}} dW = \sqrt{2q \log 2q} \int_{\max(\theta, V/2q)}^{x/2Uq} \frac{1}{\sqrt{t \log t}} dt.$$

We bound this last integral somewhat crudely: for $T \geq e$,

$$\int_e^T \frac{1}{\sqrt{t \log t}} dt \leq 2.3 \sqrt{\frac{T}{\log T}}, \quad (6.22)$$

(This is shown as follows: since

$$\frac{1}{\sqrt{T \log T}} < \left(2.3 \sqrt{\frac{T}{\log T}} \right)'$$

if and only if $T > T_0$, where $T_0 = e^{(1-2/2.3)^{-1}} = 2135.94 \dots$, it is enough to check (numerically) that (6.22) holds for $T = T_0$.) Since $\theta \geq e$, this gives us that

$$\begin{aligned} & \int_{W_0}^{x/U} \frac{1}{\sqrt{W}} \left(1 + \sqrt{\frac{\log 2q}{\log W/2q}} \right) dW \\ & \leq 2 \sqrt{\frac{x}{U}} + 2.3 \sqrt{2q \log 2q} \cdot \sqrt{\frac{x/2Uq}{\log x/2Uq}}, \end{aligned}$$

and so (6.21) is at most

$$\sqrt{2}\kappa_2\sqrt{\frac{q}{\phi(q)}}\left(1+1.15\sqrt{\frac{\log 2q}{\log x/2Uq}}\right)\frac{x}{\sqrt{U}}.$$

We are left with what will usually be the main term, viz.,

$$4\int_{W_0}^{x/U}\sqrt{S_1(U,W)\cdot\left(\frac{x}{8\phi(q)}\frac{\log W}{\log W/2q}\right)}W\frac{dW}{W}, \quad (6.23)$$

which, by (5.34), is at most $x/\sqrt{\phi(q)}$ times the integral of

$$\frac{1}{W}\sqrt{\left(2H_2\left(\frac{x}{WU}\right)+\frac{\kappa_4}{2}\sqrt{\frac{x/WU}{U}}\right)\frac{\log W}{\log W/2q}}$$

for W going from W_0 to x/U , where H_2 is as in (5.35) and

$$\kappa_4 = 4\kappa_0\zeta(3/2)^3 \leq 90.5671.$$

By the arithmetic/geometric mean inequality, the integrand is at most $1/W$ times

$$\frac{\beta + \beta^{-1} \cdot 2H_2(x/WU)}{2} + \frac{\beta^{-1}}{2} \frac{\kappa_4}{2} \sqrt{\frac{x/WU}{U}} + \frac{\beta}{2} \frac{\log 2q}{\log W/2q} \quad (6.24)$$

for any $\beta > 0$. We will choose β later.

The first summand in (6.24) gives what we can think of as the main or worst term in the whole paper; let us compute it first. The integral is

$$\begin{aligned} \int_{W_0}^{x/U} \frac{\beta + \beta^{-1} \cdot 2H_2(x/WU)}{2} \frac{dW}{W} &= \int_1^{x/ UW_0} \frac{\beta + \beta^{-1} \cdot 2H_2(s)}{2} \frac{ds}{s} \\ &\leq \left(\frac{\beta}{2} + \frac{\kappa_6}{4\beta}\right) \log \frac{x}{UW_0} \end{aligned} \quad (6.25)$$

by (5.36), where

$$\kappa_6 = 0.60428.$$

Thus the main term is simply

$$\left(\frac{\beta}{2} + \frac{\kappa_6}{4\beta}\right) \frac{x}{\sqrt{\phi(q)}} \log \frac{x}{UW_0}. \quad (6.26)$$

The integral of the second summand is at most

$$\beta^{-1} \cdot \frac{\kappa_4}{4} \frac{\sqrt{x}}{U} \int_V^{x/U} \frac{dW}{W^{3/2}} \leq \beta^{-1} \cdot \frac{\kappa_4}{2} \sqrt{\frac{x/UV}{U}}.$$

By (6.17), this is at most

$$\frac{\beta^{-1}}{\sqrt{2}} \cdot 10^{-3} \cdot \kappa_4 \leq \beta^{-1} \kappa_7 / 2,$$

where

$$\kappa_7 = \frac{\sqrt{2}\kappa_4}{1000} \leq 0.1281.$$

Thus the contribution of the second summand is at most

$$\frac{\beta^{-1} \kappa_7}{2} \cdot \frac{x}{\sqrt{\phi(q)}}.$$

The integral of the third summand in (6.24) is

$$\frac{\beta}{2} \int_{W_0}^{x/U} \frac{\log 2q}{\log W/2q} \frac{dW}{W}. \quad (6.27)$$

If $V < 2\theta q \leq x/U$, this is

$$\begin{aligned} \frac{\beta}{2} \int_{2\theta q}^{x/U} \frac{\log 2q}{\log W/2q} \frac{dW}{W} &= \frac{\beta}{2} \log 2q \cdot \int_{\theta}^{x/2Uq} \frac{1}{\log t} \frac{dt}{t} \\ &= \frac{\beta}{2} \log 2q \cdot \left(\log \log \frac{x}{2Uq} - \log \log \theta \right). \end{aligned}$$

If $2\theta q > x/U$, the integral is over an empty range and its contribution is hence 0.

If $2\theta q \leq V$, (6.27) is

$$\begin{aligned} \frac{\beta}{2} \int_V^{x/U} \frac{\log 2q}{\log W/2q} \frac{dW}{W} &= \frac{\beta \log 2q}{2} \int_{V/2q}^{x/2Uq} \frac{1}{\log t} \frac{dt}{t} \\ &= \frac{\beta \log 2q}{2} \cdot (\log \log \frac{x}{2Uq} - \log \log V/2q) \quad (6.28) \\ &= \frac{\beta \log 2q}{2} \cdot \log \left(1 + \frac{\log x/UV}{\log V/2q} \right). \end{aligned}$$

(Let us stop for a moment and ask ourselves when this will be smaller than what we can see as the main term, namely, the term $(\beta/2) \log x/UV$ in (6.25). Clearly, $\log(1 + (\log x/UV)/(\log V/2q)) \leq (\log x/UV)/(\log V/2q)$, and that is smaller than $(\log x/UV)/\log 2q$ when $V/2q > 2q$. Of course, it does not actually matter if (6.28) is smaller than the term from (6.25) or not, since we are looking for upper bounds here, not for asymptotics.)

The total bound for (6.23) is thus

$$\frac{x}{\sqrt{\phi(q)}} \cdot \left(\beta \cdot \left(\frac{1}{2} \log \frac{x}{UV} + \frac{\Phi}{2} \right) + \beta^{-1} \left(\frac{1}{4} \kappa_6 \log \frac{x}{UV} + \frac{\kappa_7}{2} \right) \right), \quad (6.29)$$

where

$$\Phi = \begin{cases} \log 2q \left(\log \log \frac{x}{2Uq} - \log \log \theta \right) & \text{if } V/2\theta < q < x/(2\theta U). \\ \log 2q \log \left(1 + \frac{\log x/UV}{\log V/2q} \right) & \text{if } q \leq V/2\theta. \end{cases} \quad (6.30)$$

Choosing β optimally, we obtain that (6.23) is at most

$$\frac{x}{\sqrt{2\phi(q)}} \sqrt{\left(\log \frac{x}{UW_0} + \Phi \right) \left(\kappa_6 \log \frac{x}{UW_0} + 2\kappa_7 \right)}, \quad (6.31)$$

where Φ is as in (6.30).

Bounding S_2 for $|\delta| \geq 8$. Let us see how much a non-zero δ can help us. It makes sense to apply (5.56) only when $|\delta| \geq 8$; otherwise (5.54) is almost certainly better. Now, by definition, $|\delta|/x \leq 1/qQ$, and so $|\delta| \geq 8$ can happen only when $q \leq x/8Q$.

With this in mind, let us apply (5.56), assuming $|\delta| > 8$. Note first that

$$\begin{aligned} \frac{x}{|\delta q|} \left(q + \frac{x}{4W} \right)^{-1} &\geq \frac{1/|\delta q|}{\frac{q}{x} + \frac{1}{4W}} \geq \frac{4/|\delta q|}{\frac{1}{2Q} + \frac{1}{W}} \\ &\geq \frac{4W}{|\delta|q} \cdot \frac{1}{1 + \frac{W}{2Q}} \geq \frac{4W}{|\delta|q} \cdot \frac{1}{1 + \frac{x/U}{2Q}}. \end{aligned}$$

This is at least $2 \min(2Q, W)/|\delta q|$. Thus we are allowed to apply (5.56) when $|\delta q| \leq 2 \min(2Q, W)$. Since $Q \geq x/U$, we know that $\min(2Q, W) = W$ for all $W \leq x/U$, and so it is enough to assume that $|\delta q| \leq 2W$. We will soon be making a stronger assumption.

Recalling also (6.19), we see that (5.56) gives us

$$S_2(U', W', W) \leq \min \left(1, \frac{2q/\phi(q)}{\log \left(\frac{4W}{|\delta|q} \cdot \frac{1}{1 + \frac{x/U}{2Q}} \right)} \right) \left(\frac{x}{|\delta q|} + \frac{W}{2} \right) \cdot \frac{1}{2} W (\log W). \quad (6.32)$$

Similarly to before, we define $W_0 = \max(V, \theta|\delta q|)$, where $\theta \geq 3e^2/8$ will be set later. (Here $\theta \geq 3e^2/8$ is an assumption we do not yet need, but we will be using it soon to simplify matters slightly.) For $W \geq W_0$, we certainly have $|\delta q| \leq 2W$. Hence the part of the first term of (6.15) coming from the range $W_0 \leq W < x/U$ is

$$\begin{aligned} &4 \int_{W_0}^{x/U} \sqrt{S_1(U, W) \cdot S_2(U, V, W)} \frac{dW}{W} \\ &\leq 4 \sqrt{\frac{q}{\phi(q)}} \int_{W_0}^{x/U} \sqrt{S_1(U, W) \cdot \frac{\log W}{\log \left(\frac{4W}{|\delta|q} \cdot \frac{1}{1 + \frac{x/U}{2Q}} \right)} \left(\frac{Wx}{|\delta q|} + \frac{W^2}{2} \right)} \frac{dW}{W}. \end{aligned} \quad (6.33)$$

By (5.34), the contribution of the term $Wx/|\delta q|$ to (6.33) is at most

$$\frac{4x}{\sqrt{|\delta|\phi(q)}} \int_{W_0}^{x/U} \sqrt{\left(H_2\left(\frac{x}{WU}\right) + \frac{\kappa_4}{4} \sqrt{\frac{x/WU}{U}} \right) \frac{\log W}{\log\left(\frac{4W}{|\delta|q} \cdot \frac{1}{1+\frac{x/U}{2Q}}\right)}} \frac{dW}{W}$$

Note that $1 + (x/U)/2Q \leq 3/2$. Proceeding as in (6.23)–(6.31), we obtain that this is at most

$$\frac{2x}{\sqrt{|\delta|\phi(q)}} \sqrt{\left(\log \frac{x}{UW_0} + \Phi \right) \left(\kappa_6 \log \frac{x}{UW_0} + 2\kappa_7 \right)},$$

where

$$\Phi = \begin{cases} \log \frac{(1+\epsilon_1)|\delta q|}{4} \log \left(1 + \frac{\log x/UV}{\log 4V/|\delta|(1+\epsilon_1)q} \right) & \text{if } |\delta q| \leq V/\theta, \\ \log \frac{3|\delta q|}{8} \left(\log \log \frac{8x}{3U|\delta q|} - \log \log \frac{8\theta}{3} \right) & \text{if } V/\theta < |\delta q| \leq x/\theta U, \end{cases} \quad (6.34)$$

where $\epsilon_1 = x/2UQ$. This is what we think of as the main term.

By (6.18), the contribution of the term $W^2/2$ to (6.33) is at most

$$4\sqrt{\frac{q}{\phi(q)}} \int_{W_0}^{x/U} \sqrt{\frac{\kappa_1}{2} x \frac{dW}{\sqrt{W}}} \cdot \max_{W_0 \leq W \leq \frac{x}{\theta}} \sqrt{\frac{\log W}{\log \frac{8W}{3|\delta q|}}}. \quad (6.35)$$

Since $t \rightarrow (\log t)/(\log t/c)$ is decreasing for $t > c$, (6.35) is at most

$$4\sqrt{2\kappa_1} \sqrt{\frac{q}{\phi(q)}} \left(\frac{x}{\sqrt{U}} - \sqrt{xW_0} \right) \sqrt{\frac{\log W_0}{\log \frac{8W_0}{3|\delta q|}}}. \quad (6.36)$$

If $W_0 > V$, we also have to consider the range $V \leq W < W_0$. By Prop. 5.2.4 and (6.19), the part of (6.15) coming from this is

$$4 \int_V^{\theta|\delta q|} \sqrt{S_1(U, W) \cdot (\log W) \left(\frac{Wx}{2|\delta q|} + \frac{W^2}{4} + \frac{Wx}{16(1-\rho)Q} + \frac{x}{8(1-\rho)} \right)} \frac{dW}{W}.$$

The contribution of $W^2/4$ is at most

$$4 \int_V^{W_0} \sqrt{\kappa_1 \frac{x}{W} \log W} \cdot \frac{W^2}{4} \frac{dW}{W} \leq 4\sqrt{\kappa_1} \cdot \sqrt{xW_0} \cdot \sqrt{\log W};$$

the sum of this and (6.36) is at most

$$\begin{aligned} & 4\sqrt{\kappa_1} \left(\sqrt{\frac{2q}{\phi(q)}} \left(\frac{x}{\sqrt{U}} - \sqrt{xW_0} \right) \sqrt{\frac{\log W_0}{\log \frac{8\theta}{3}}} + \sqrt{xW_0} \sqrt{\log W_0} \right) \\ & \leq \kappa_2 \cdot \sqrt{\frac{q}{\phi(q)}} \frac{x}{\sqrt{U}} \sqrt{\log W_0}, \end{aligned}$$

where we use the facts that $W_0 = \theta|\delta q|$ (by $W_0 > V$) and $\theta \geq 3e^2/8$, and where we recall that $\kappa_2 = 4\sqrt{\kappa_1}$.

The terms $Wx/2|\delta|q$ and $Wx/(16(1-\rho)Q)$ contribute at most

$$\begin{aligned} 4\sqrt{\kappa_1} \int_V^{\theta|\delta q|} \sqrt{\frac{x}{W} \cdot (\log W)W \left(\frac{x}{2|\delta q|} + \frac{x}{16(1-\rho)Q} \right)} \frac{dW}{W} \\ = \kappa_2 x \left(\frac{1}{\sqrt{2}|\delta|q} + \frac{1}{4\sqrt{(1-\rho)Q}} \right) \int_V^{\theta|\delta q|} \sqrt{\log W} \frac{dW}{W} \\ = \frac{2\kappa_2}{3} x \left(\frac{1}{\sqrt{2}|\delta|q} + \frac{1}{4\sqrt{(1-\rho)Q}} \right) \left((\log \theta|\delta|q)^{3/2} - (\log V)^{3/2} \right). \end{aligned}$$

The term $x/8(1-\rho)$ contributes

$$\begin{aligned} \sqrt{2\kappa_1} x \int_V^{\theta|\delta q|} \sqrt{\frac{\log W}{W(1-\rho)}} \frac{dW}{W} &\leq \frac{\sqrt{2\kappa_1} x}{\sqrt{1-\rho}} \int_V^\infty \frac{\sqrt{\log W}}{W^{3/2}} dW \\ &\leq \frac{\kappa_2 x}{\sqrt{2(1-\rho)V}} (\sqrt{\log V} + \sqrt{1/\log V}), \end{aligned}$$

where we use the estimate

$$\begin{aligned} \int_V^\infty \frac{\sqrt{\log W}}{W^{3/2}} dW &= \frac{1}{\sqrt{V}} \int_1^\infty \frac{\sqrt{\log u + \log V}}{u^{3/2}} du \\ &\leq \frac{1}{\sqrt{V}} \int_1^\infty \frac{\sqrt{\log V}}{u^{3/2}} du + \frac{1}{\sqrt{V}} \int_1^\infty \frac{1}{2\sqrt{\log V}} \frac{\log u}{u^{3/2}} du \\ &= 2 \frac{\sqrt{\log V}}{\sqrt{V}} + \frac{1}{2\sqrt{V \log V}} \cdot 4 \leq \frac{2}{\sqrt{V}} (\sqrt{\log V} + \sqrt{1/\log V}). \end{aligned}$$

* * *

It is time to collect all type II terms. Let us start with the case of general δ . We will set $\theta \geq e$ later. If $q \leq V/2\theta$, then $|S_{II}|$ is at most

$$\begin{aligned} \frac{x}{\sqrt{2\phi(q)}} \cdot \sqrt{\left(\log \frac{x}{UV} + \log 2q \log \left(1 + \frac{\log x/UV}{\log V/2q} \right) \right) \left(\kappa_6 \log \frac{x}{UV} + 2\kappa_7 \right)} \\ + \sqrt{2\kappa_2} \sqrt{\frac{q}{\phi(q)}} \left(1 + 1.15 \sqrt{\frac{\log 2q}{\log x/2Uq}} \right) \frac{x}{\sqrt{U}} + \kappa_9 \frac{x}{\sqrt{V}}. \end{aligned} \tag{6.37}$$

If $V/2\theta < q \leq x/2\theta U$, then $|S_{II}|$ is at most

$$\begin{aligned}
& \frac{x}{\sqrt{2\phi(q)}} \cdot \sqrt{\left(\log \frac{x}{U \cdot 2\theta q} + \log 2q \log \frac{\log x/2Uq}{\log \theta}\right) \left(\kappa_6 \log \frac{x}{U \cdot 2\theta q} + 2\kappa_7\right)} \\
& + \sqrt{2}\kappa_2 \sqrt{\frac{q}{\phi(q)}} \left(1 + 1.15 \sqrt{\frac{\log 2q}{\log x/2Uq}}\right) \frac{x}{\sqrt{U}} + (\kappa_2 \sqrt{\log 2\theta q} + \kappa_9) \frac{x}{\sqrt{V}} \\
& + \frac{\kappa_2}{6} \left((\log 2\theta q)^{3/2} - (\log V)^{3/2}\right) \frac{x}{\sqrt{q}} \\
& + \kappa_2 \left(\sqrt{2\theta \cdot \log 2\theta q} + \frac{2}{3}((\log 2\theta q)^{3/2} - (\log V)^{3/2})\right) \sqrt{qx},
\end{aligned} \tag{6.38}$$

where we use the fact that $Q \geq x/U$ (implying that $\rho_0 = \max(1, 2q/Q)$ equals 1 for $q \leq x/2U$). Finally, if $q > x/2\theta U$,

$$\begin{aligned}
|S_{II}| & \leq (\kappa_2 \sqrt{2 \log x/U} + \kappa_9) \frac{x}{\sqrt{V}} + \kappa_2 \sqrt{\log x/U} \frac{x}{\sqrt{U}} \\
& + \frac{2\kappa_2}{3} ((\log x/U)^{3/2} - (\log V)^{3/2}) \left(\frac{x}{2\sqrt{2q}} + \sqrt{qx}\right).
\end{aligned} \tag{6.39}$$

Now let us examine the alternative bounds for $|\delta| \geq 8$. Here we assume $\theta \geq 3e^2/8$. If $|\delta q| \leq V/\theta$, then $|S_{II}|$ is at most

$$\begin{aligned}
& \frac{2x}{\sqrt{|\delta|\phi(q)}} \sqrt{\log \frac{x}{UV} + \log \frac{|\delta q|(1+\epsilon_1)}{4} \log \left(1 + \frac{\log x/UV}{\log \frac{4V}{|\delta|(1+\epsilon_1)q}}\right)} \\
& \cdot \sqrt{\kappa_6 \log \frac{x}{UV} + 2\kappa_7} \\
& + \kappa_2 \sqrt{\frac{2q}{\phi(q)}} \cdot \sqrt{\frac{\log V}{\log 2V/|\delta q|}} \cdot \frac{x}{\sqrt{U}} + \kappa_9 \frac{x}{\sqrt{V}},
\end{aligned} \tag{6.40}$$

where $\epsilon_1 = x/2UQ$. If $V/\theta < |\delta q| \leq x/\theta U$, then $|S_{II}|$ is at most

$$\begin{aligned}
& \frac{2x}{\sqrt{|\delta|\phi(q)}} \sqrt{\left(\log \frac{x}{U \cdot \theta |\delta q|} + \log \frac{3|\delta q|}{8} \log \frac{\log \frac{8x}{3U|\delta q|}}{\log 8\theta/3}\right) \left(\kappa_6 \log \frac{x}{U \cdot \theta |\delta q|} + 2\kappa_7\right)} \\
& + \frac{2\kappa_2}{3} \left(\frac{x}{\sqrt{2|\delta q|}} + \frac{x}{4\sqrt{Q-q}}\right) \left((\log \theta |\delta q|)^{3/2} - (\log V)^{3/2}\right) \\
& + \left(\frac{\kappa_2}{\sqrt{2(1-\rho)}} \left(\sqrt{\log V} + \sqrt{1/\log V}\right) + \kappa_9\right) \frac{x}{\sqrt{V}} \\
& + \kappa_2 \sqrt{\frac{q}{\phi(q)}} \cdot \sqrt{\log \theta |\delta q|} \cdot \frac{x}{\sqrt{U}},
\end{aligned} \tag{6.41}$$

where $\rho = q/Q$. Note that $|\delta| \leq x/Qq$ implies $\rho \leq x/Q^2$, and so ρ will be very small and $Q - q$ will be very close to Q .

The case $|\delta q| > x/\theta U$ will not arise in practice, essentially because of $|\delta|q \leq x/Q$.

6.3 Adjusting parameters. Calculations.

We must bound the exponential sum $\sum_n \Lambda(n)e(\alpha n)\eta(n/x)$. By (3.8), it is enough to sum the bounds we obtained in §6.2. We will now see how it will be best to set U , V and other parameters.

Usually, the largest terms will be

$$C_0 UV, \quad (6.42)$$

where C_0 equals

$$\begin{cases} c_{4,I_2} + c_{9,I_2} = 4.39779 + 5.21993\epsilon_0 & \text{if } |\delta| \leq 1/2c_2 \sim 0.74463, \\ c_{4,I_2} + (1 + \epsilon)c_{13,I_2} = (4.89106 + 1.31541\epsilon)(1 + \epsilon_0) & \text{if } |\delta| > 1/2c_2 \end{cases} \quad (6.43)$$

(from (6.13) and (6.14), type I; we will specify ϵ and $\epsilon_0 = (4 \log 2)/(x/UV)$ later) and

$$\begin{aligned} & \frac{x}{\sqrt{\delta_0 \phi(q)}} \sqrt{\log \frac{x}{UV} + (\log \delta_0 (1 + \epsilon_1)q) \log \left(1 + \frac{\log \frac{x}{UV}}{\log \frac{V}{\delta_0 (1 + \epsilon_1)q}} \right)} \\ & \cdot \sqrt{\kappa_6 \log \frac{x}{UV} + 2\kappa_7} \end{aligned} \quad (6.44)$$

(from (6.37) and (6.40), type II; here $\delta_0 = \max(2, |\delta|/4)$, while $\epsilon_1 = x/2UQ$ for $|\delta| > 8$ and $\epsilon_1 = 0$ for $|\delta| < 8$).

We set $UV = \varkappa x / \sqrt{q\delta_0}$; we must choose $\varkappa > 0$.

Let us first optimize (or, rather, almost optimize) \varkappa in the case $|\delta| \leq 4$, so that $\delta_0 = 2$ and $\epsilon_1 = 0$. For the purpose of choosing \varkappa , we replace $\sqrt{\phi(q)}$ by \sqrt{q}/C_1 , where $C_1 = 2.3536 \sim 510510/\phi(510510)$, and also replace V by q^2/c , c a constant. We use the approximation

$$\begin{aligned} \log \left(1 + \frac{\log \frac{x}{UV}}{\log \frac{V}{|2q|}} \right) &= \log \left(1 + \frac{\log(\sqrt{2q}/\varkappa)}{\log(q/2c)} \right) = \log \left(\frac{3}{2} + \frac{\log 2\sqrt{c}/\varkappa}{\log q/2c} \right) \\ &\sim \log \frac{3}{2} + \frac{2 \log 2\sqrt{c}/\varkappa}{3 \log q/2c}. \end{aligned}$$

What we must minimize, then, is

$$\begin{aligned}
& \frac{C_0 \varkappa}{\sqrt{2q}} + \frac{C_1}{\sqrt{2q}} \sqrt{\left(\log \frac{\sqrt{2q}}{\varkappa} + \log 2q \left(\log \frac{3}{2} + \frac{2 \log \frac{2\sqrt{c}}{\varkappa}}{3 \log \frac{q}{2c}} \right) \right) \left(\kappa_6 \log \frac{\sqrt{2q}}{\varkappa} + 2\kappa_7 \right)} \\
& \leq \frac{C_0 \varkappa}{\sqrt{2q}} + \frac{C_1}{2\sqrt{q}} \frac{\sqrt{\kappa_6}}{\sqrt{\kappa'_1}} \sqrt{\kappa'_1 \log q - \left(\frac{5}{3} + \frac{2 \log 4c}{3 \log \frac{q}{2c}} \right) \log \varkappa + \kappa'_2} \\
& \quad \cdot \sqrt{\kappa'_1 \log q - 2\kappa'_1 \log \varkappa + \frac{4\kappa'_1 \kappa_7}{\kappa_6} + \kappa'_1 \log 2} \\
& \leq \frac{C_0}{\sqrt{2q}} \left(\varkappa + \kappa'_4 \left(\kappa'_1 \log q - \left(\left(\frac{5}{6} + \kappa'_1 \right) + \frac{1 \log 4c}{3 \log \frac{q}{2c}} \right) \log \varkappa + \kappa'_3 \right) \right), \tag{6.45}
\end{aligned}$$

where

$$\begin{aligned}
\kappa'_1 &= \frac{1}{2} + \log \frac{3}{2}, \quad \kappa'_2 = \log \sqrt{2} + \log 2 \log \frac{3}{2} + \frac{\log 4c \log 2q}{3 \log q/2c}, \\
\kappa'_3 &= \frac{1}{2} \left(\kappa'_2 + \frac{4\kappa'_1 \kappa_7}{\kappa_6} + \kappa'_1 \log 2 \right) = \frac{\log 4c}{6} + \frac{(\log 4c)^2}{6 \log \frac{q}{2c}} + \kappa'_5, \\
\kappa'_4 &= \frac{C_1}{C_0} \sqrt{\frac{\kappa_6}{2\kappa'_1}} \sim \begin{cases} \frac{0.30915}{1+1.18694\epsilon_0} & \text{if } |\delta| \leq 4 \\ \frac{0.27797}{(1+0.26894\epsilon)(1+\epsilon_0)} & \text{if } |\delta| > 4, \end{cases} \\
\kappa'_5 &= \frac{1}{2} (\log \sqrt{2} + \log 2 \log \frac{3}{2} + \frac{4\kappa'_1 \kappa_7}{\kappa_6} + \kappa'_1 \log 2) \sim 1.01152.
\end{aligned}$$

Taking derivatives, we see that the minimum is attained when

$$\varkappa = \left(\frac{5}{6} + \kappa'_1 + \frac{1 \log 4c}{3 \log \frac{q}{2c}} \right) \kappa'_4 \sim \left(1.7388 + \frac{\log 4c}{3 \log \frac{q}{2c}} \right) \cdot \frac{0.30915}{1 + 1.19\epsilon_0} \tag{6.46}$$

provided that $|\delta| \leq 4$. (What we obtain for $|\delta| > 4$ is essentially the same, only with $\delta_0 q = \delta q/4$ instead of $2q$ and $0.27797/((1+0.27\epsilon)(1+\epsilon_0))$ in place of 0.30915 .) For $q = 5 \cdot 10^5$, $c = 2.5$ and $|\delta| \leq 4$ (typical values in the most delicate range), we get that \varkappa should be about $0.5582/(1 + 1.19\epsilon_0)$. Values of q , c nearby give similar values for \varkappa , whether $|\delta| \leq 4$ or for $|\delta| > 4$.

(Incidentally, at this point, we could already give a back-of-the-envelope estimate for the last line of (6.45), i.e., our main term. It suggests that choosing $w = 1$ instead of $w = 2$ would have given bounds worse by about 15 percent.)

We make the choices

$$\varkappa = 1/2, \quad \text{and so} \quad UV = \frac{x}{2\sqrt{q\delta_0}}$$

for the sake of simplicity. (Unsurprisingly, (6.45) changes very slowly around its minimum.) Note, by the way, that this means that $\epsilon_0 = (2 \log 2)/\sqrt{q\delta_0}$.

Now we must decide how to choose U , V and Q , given our choice of UV . We will actually make two sets of choices.

First, we will use the $S_{I,2}$ estimates for $q \leq Q/V$ to treat all α of the form $\alpha = a/q + O^*(1/qQ)$, $q \leq y$. (Here y is a parameter satisfying $y \leq Q/V$.)

Then, the remaining α will get treated with the (coarser) $S_{I,2}$ estimate for $q > Q/V$, with Q reset to a lower value (call it Q'). If α was not treated in the first go (so that it must be dealt with the coarser estimate) then $\alpha = a'/q' + \delta'/x$, where either $q' > y$ or $\delta'q' > x/Q$. (Otherwise, $\alpha = a'/q' + O^*(1/q'Q)$ would be a valid estimate with $q' \leq y$.) The value of Q' is set to be smaller than Q both because this is helpful (it diminishes error terms that would be large for large q) and because this is harmless (since we are no longer assuming that $q \leq Q/V$).

6.3.1 First choice of parameters: $q \leq y$

The largest items affected strongly by our choices at this point are

$$\begin{aligned} c_{16,I_2} \left(2 + \frac{1+\epsilon}{\epsilon} \log^+ \frac{2UV|\delta|q}{x} \right) \frac{x}{Q/V} + c_{17,I_2} Q & \quad (\text{from } S_{I,2}, |\delta| > 1/2c_2), \\ \left(c_{10,I_2} \log \frac{U}{q} + 2c_{5,I_2} + c_{12,I_2} \right) Q & \quad (\text{from } S_{I,2}, |\delta| \leq 1/2c_2), \end{aligned} \quad (6.47)$$

and

$$\kappa_2 \sqrt{\frac{2q}{\phi(q)}} \left(1 + 1.15 \sqrt{\frac{\log 2q}{\log x/2Uq}} \right) \frac{x}{\sqrt{U}} + \kappa_9 \frac{x}{\sqrt{V}} \quad (\text{from } S_{II}, \text{ any } |\delta|), \quad (6.48)$$

with

$$\kappa_2 \sqrt{\frac{2q}{\phi(q)}} \cdot \sqrt{\frac{\log V}{\log 2V/|\delta|q}} \cdot \frac{x}{\sqrt{U}} \quad (\text{from } S_{II})$$

as an alternative to (6.48) for $|\delta| \geq 8$. (In several of these expressions, we are applying some minor simplifications that our later choices will justify. Of course, even if these simplifications were not justified, we would not be getting incorrect results, only potentially suboptimal ones; we are trying to decide how choose certain parameters.)

In addition, we have a relatively mild but important dependence on V in the main term (6.44), even when we hold UV constant (as we do, in so far as we have already chosen UV). We must also respect the condition $q \leq Q/V$, the lower bound on U given by (6.17), and the assumptions made at the beginning of the chapter (e.g. $Q \geq x/U$, $V \geq 2 \cdot 10^6$). Recall that $UV = x/2\sqrt{q\delta_0}$.

We set

$$Q = \frac{x}{8y},$$

since we will then have not just $q \leq y$ but also $q|\delta| \leq x/Q = 8y$, and so $q\delta_0 \leq 2y$. We want $q \leq Q/V$ to be true whenever $q \leq y$; this means that

$$q \leq \frac{Q}{V} = \frac{QU}{UV} = \frac{QU}{x/2\sqrt{q\delta_0}} = \frac{U\sqrt{q\delta_0}}{4y}$$

must be true when $q \leq y$, and so it is enough to set $U = 4y^2/\sqrt{q\delta_0}$. The following choices make sense: we will work with the parameters

$$\begin{aligned} y &= \frac{x^{1/3}}{6}, & Q &= \frac{x}{8y} = \frac{3}{4}x^{2/3}, & x/UV &= 2\sqrt{q\delta_0} \leq 2\sqrt{2y}, \\ U &= \frac{4y^2}{\sqrt{q\delta_0}} = \frac{x^{2/3}}{9\sqrt{q\delta_0}}, & V &= \frac{x}{(x/UV) \cdot U} = \frac{x}{8y^2} = \frac{9x^{1/3}}{2}, \end{aligned} \quad (6.49)$$

where, as before, $\delta_0 = \max(2, |\delta|/4)$. So, for instance, we obtain $\epsilon_1 \leq x/2UQ = 6\sqrt{q\delta_0}/x^{1/3} \leq 2\sqrt{3}/x^{1/6}$. Assuming

$$x \geq 2.16 \cdot 10^{20}, \quad (6.50)$$

we obtain that $U/(x/UV) \geq (x^{2/3}/9\sqrt{q\delta_0})/(2\sqrt{q\delta_0}) = x^{2/3}/18q\delta_0 \geq x^{1/3}/6 \geq 10^6$, and so (6.17) holds. We also get that $\epsilon_1 \leq 0.002$.

Since $V = x/8y^2 = (9/2)x^{1/3}$, (6.50) also implies that $V \geq 2 \cdot 10^6$ (in fact, $V \geq 27 \cdot 10^6$). It is easy to check that

$$V < x/4, \quad UV \leq x, \quad Q \geq \max(16, 2\sqrt{x}), \quad Q \geq \max(2U, x/U), \quad (6.51)$$

as stated at the beginning of the chapter. Let $\theta = (3/2)^3 = 27/8$. Then

$$\begin{aligned} \frac{V}{2\theta q} &= \frac{x/8y^2}{2\theta q} \geq \frac{x}{16\theta y^3} = \frac{x}{54y^3} = 4 > 1, \\ \frac{V}{\theta|\delta q|} &\geq \frac{x/8y^2}{8\theta y} \geq \frac{x}{64\theta y^3} = \frac{x}{216y^3} = 1. \end{aligned} \quad (6.52)$$

The first type I bound is

$$\begin{aligned} |S_{I,1}| &\leq \frac{x}{q} \min\left(1, \frac{c'_0}{\delta^2}\right) \left(\min\left(\frac{\frac{4}{5}\frac{q}{\phi(q)}}{\log^+ \frac{x^{\frac{2}{3}}/9}{q^{\frac{5}{2}}\delta_0^{\frac{1}{2}}}}, 1\right) \left(\log 9x^{\frac{1}{3}}\sqrt{q\delta_0} + c_{3,I}\right) + \frac{c_{4,I}q}{\phi(q)} \right) \\ &+ \left(c_{7,I} \log \frac{y}{c_2} + c_{8,I} \log x\right) y + \frac{c_{10,I}x^{1/3}}{3^4 2^2 q^{3/2} \delta_0^{\frac{1}{2}}} (\log 9x^{1/3}\sqrt{eq\delta_0}) \\ &+ \left(c_{5,I} \log \frac{2x^{2/3}}{9c_2\sqrt{q\delta_0}} + c_{6,I} \log \frac{x^{5/3}}{9\sqrt{q\delta_0}}\right) \frac{x^{2/3}}{9\sqrt{q\delta_0}} + c_{9,I}\sqrt{x} \log \frac{2\sqrt{ex}}{c_2} + \frac{c_{10,I}}{e}, \end{aligned} \quad (6.53)$$

where the constants are as in §6.2.1. For any $c, R \geq 1$, the function

$$x \rightarrow (\log cx)/(\log x/R)$$

attains its maximum on $[R', \infty]$, $R' > R$, at $x = R'$. Hence, for $q\delta_0$ fixed,

$$\min\left(\frac{4/5}{\log^+ \frac{4x^{2/3}}{9(\delta_0 q)^{\frac{5}{2}}}}, 1\right) \left(\log 9x^{\frac{1}{3}}\sqrt{q\delta_0} + c_{3,I}\right) \quad (6.54)$$

attains its maximum for $x \in [(9e^{4/5}(\delta_0 q)^{5/2}/4)^{3/2}, \infty)$ at

$$x = \left(9e^{4/5}(\delta_0 q)^{5/2}/4\right)^{3/2} = (27/8)e^{6/5}(q\delta_0)^{15/4}. \quad (6.55)$$

Now, notice that, for smaller values of x , (6.54) increases as x increases, since the term $\min(\dots, 1)$ equals the constant 1. Hence, (6.54) attains its maximum for $x \in (0, \infty)$ at (6.55), and so

$$\begin{aligned} & \min\left(\frac{4/5}{\log^+ \frac{4x^{2/3}}{9(\delta_0 q)^{3/2}}}, 1\right) \left(\log 9x^{1/3} \sqrt{q\delta_0} + c_{3,I}\right) + c_{4,I} \\ & \leq \log \frac{27}{2} e^{2/5} (\delta_0 q)^{7/4} + c_{3,I} + c_{4,I} \leq \frac{7}{4} \log \delta_0 q + 6.11676. \end{aligned}$$

Examining the other terms in (6.53) and using (6.50), we conclude that

$$\begin{aligned} |S_{I,1}| & \leq \frac{x}{q} \min\left(1, \frac{c'_0}{\delta^2}\right) \cdot \frac{q}{\phi(q)} \left(\frac{7}{4} \log \delta_0 q + 6.11676\right) \\ & \quad + \frac{x^{2/3}}{\sqrt{q\delta_0}} (0.67845 \log x - 1.20818) + 0.37864x^{2/3}, \end{aligned} \quad (6.56)$$

where we are using (6.50) (and, of course, the trivial bound $\delta_0 q \geq 2$) to simplify the smaller error terms. We recall that $c'_0 = 0.798437 > c_0/(2\pi)^2$.

Let us now consider $S_{I,2}$. The terms that appear both for $|\delta|$ small and $|\delta|$ large are given in (6.12). The second line in (6.12) equals

$$\begin{aligned} & c_{8,I_2} \left(\frac{x}{4q^2\delta_0} + \frac{2UV^2}{x} + \frac{qV^2}{x}\right) + \frac{c_{10,I}}{2} \left(\frac{q}{2\sqrt{q\delta_0}} + \frac{x^{2/3}}{18q\delta_0}\right) \log \frac{9x^{1/3}}{2} \\ & \leq c_{8,I_2} \left(\frac{x}{4q^2\delta_0} + \frac{9x^{1/3}}{2\sqrt{2}} + \frac{27}{8}\right) + \frac{c_{10,I}}{2} \left(\frac{y^{1/6}}{2^{3/2}} + \frac{x^{2/3}}{18q\delta_0}\right) \left(\frac{1}{3} \log x + \log \frac{9}{2}\right) \\ & \leq 0.29315 \frac{x}{q^2\delta_0} + (0.08679 \log x + 0.39161) \frac{x^{2/3}}{q\delta_0} + 0.00153\sqrt{x}, \end{aligned}$$

where we are using (6.50) to simplify. Now

$$\min\left(\frac{4/5}{\log^+ \frac{Q}{4Vq^2}}, 1\right) \log Vq = \min\left(\frac{4/5}{\log^+ \frac{y}{4q^2}}, 1\right) \log \frac{9x^{1/3}q}{2} \quad (6.57)$$

can be bounded trivially by $\log(9x^{1/3}q/2) \leq (2/3) \log x + \log 3/4$. We can also bound (6.57) as we bounded (6.54) before, namely, by fixing q and finding the maximum for x variable. In this way, we obtain that (6.57) is maximal for $y = 4e^{4/5}q^2$; since, by definition, $x^{1/3}/6 = y$, (6.57) then equals

$$\log \frac{9(6 \cdot 4e^{4/5}q^2)q}{2} = 3 \log q + \log 108 + \frac{4}{5} \leq 3 \log q + 5.48214.$$

We conclude that (6.12) is at most

$$\begin{aligned} & \min \left(1, \frac{4c'_0}{\delta^2} \right) \cdot \left(\frac{3}{2} \log q + 2.74107 \right) \frac{x}{\phi(q)} \\ & + 0.29315 \frac{x}{q^2 \delta_0} + (0.0434 \log x + 0.1959) x^{2/3}. \end{aligned} \quad (6.58)$$

If $|\delta| \leq 1/2c_2$, we must consider (6.13). This is at most

$$\begin{aligned} & (c_{4,I_2} + c_{9,I_2}) \frac{x}{2\sqrt{q\delta_0}} + (c_{10,I_2} \log \frac{x^{2/3}}{9q^{3/2}\sqrt{\delta_0}} + 2c_{5,I_2} + c_{12,I_2}) \cdot \frac{3}{4} x^{2/3} \\ & \leq \frac{2.1989x}{\sqrt{q\delta_0}} + \frac{3.61818x}{q\delta_0} + (1.77019 \log x + 29.2955) x^{2/3}, \end{aligned}$$

where we recall that $\epsilon_0 = (4 \log 2)/(x/UV) = (2 \log 2)/\sqrt{q\delta_0}$, which can be bounded crudely by $\sqrt{2} \log 2$. (Thus, $c_{10,I_2} \leq \sqrt{1 + \sqrt{8} \log 2} \cdot 1.78783 < 3.54037$ and $c_{12,I_2} \leq 29.3333 + 11.902\sqrt{2} \log 2 \leq 41.0004$.)

If $|\delta| > 1/2c_2$, we must consider (6.14) instead. For $\epsilon = 0.07$, that is at most

$$\begin{aligned} & (c_{4,I_2} + (1 + \epsilon)c_{13,I_2}) \frac{x}{2\sqrt{q\delta_0}} \left(1 + \frac{2 \log 2}{\sqrt{q\delta_0}} \right) \\ & + (3.38845 \left(1 + \frac{2 \log 2}{\sqrt{q\delta_0}} \right) \log \delta q^3 + 20.8823) \frac{x}{|\delta|q} \\ & + \left(68.8133 \left(1 + \frac{4 \log 2}{\sqrt{q\delta_0}} \right) \log |\delta|q + 72.0828 \right) x^{2/3} + 60.4141 x^{1/3} \\ & = 2.49157 \frac{x}{\sqrt{q\delta_0}} \left(1 + \frac{2 \log 2}{\sqrt{q\delta_0}} \right) + (3.38845 \log \delta q^3 + 32.6771) \frac{x}{|\delta|q} \\ & + \left(22.9378 \log x + 190.791 \frac{\log |\delta|q}{\sqrt{q\delta_0}} + 130.691 \right) x^{\frac{2}{3}} \\ & \leq 2.49157 \frac{x}{\sqrt{q\delta_0}} + (3.59676 \log \delta_0 + 27.3032 \log q + 91.2218) \frac{x}{q\delta_0} \\ & + (22.9378 \log x + 411.228) x^{\frac{2}{3}}, \end{aligned}$$

where, besides the crude bound $\epsilon_0 \leq \sqrt{2} \log 2$, we use the inequalities

$$\begin{aligned} \frac{\log |\delta|q}{\sqrt{q\delta_0}} & \leq \frac{\log 4q\delta_0}{\sqrt{q\delta_0}} \leq \frac{\log 8}{\sqrt{2}}, & \frac{\log q}{\sqrt{q\delta_0}} & \leq \frac{1}{\sqrt{2}} \frac{\log q}{\sqrt{q}} \leq \frac{1}{\sqrt{2}} \frac{\log e^2}{e} = \frac{\sqrt{2}}{e}, \\ \frac{1}{|\delta|} & \leq \frac{4c_2}{\delta_0}, & \frac{\log |\delta|}{|\delta|} & \leq \frac{2}{e \log 2} \cdot \frac{\log \delta_0}{\delta_0}. \end{aligned}$$

(Obviously, $1/|\delta| \leq 4c_2/\delta_0$ is based on the assumption $|\delta| > 1/2c_2$ and on the inequality $16c_2 \geq 1$. The bound on $(\log |\delta|)/|\delta|$ is based on the fact that $(\log t)/t$ reaches its maximum at $t = e$, and $(\log \delta_0)/\delta_0 = (\log 2)/2$ for $|\delta| \leq 8$.)

We sum (6.58) and whichever one of our bounds for (6.13) and (6.14) is greater (namely, the latter). We obtain that, for any δ ,

$$|S_{I,2}| \leq 2.49157 \frac{x}{\sqrt{q\delta_0}} + \min\left(1, \frac{4c'_0}{\delta^2}\right) \cdot \left(\frac{3}{2} \log q + 2.74107\right) \frac{x}{\phi(q)} \\ + (3.59676 \log \delta_0 + 27.3032 \log q + 91.515) \frac{x}{q\delta_0} + (22.9812 \log x + 411.424)x^{2/3}, \quad (6.59)$$

where we bound one of the lower-order terms in (6.58) by $x/q^2\delta_0 \leq x/q\delta_0$.

For type II, we have to consider two cases: (a) $|\delta| < 8$, and (b) $|\delta| \geq 8$. Consider first $|\delta| < 8$. Then $\delta_0 = 2$. Recall that $\theta = 27/8$. We have $q \leq V/2\theta$ and $|\delta q| \leq V/\theta$ thanks to (6.52). We apply (6.37), and obtain that, for $|\delta| < 8$,

$$|S_{II}| \leq \frac{x}{\sqrt{2\phi(q)}} \cdot \sqrt{\frac{1}{2} \log 4q\delta_0 + \log 2q \log \left(1 + \frac{\frac{1}{2} \log 4q\delta_0}{\log \frac{V}{2q}}\right)} \\ \cdot \sqrt{0.30214 \log 4q\delta_0 + 0.2562} \\ + 8.22088 \sqrt{\frac{q}{\phi(q)}} \left(1 + 1.15 \sqrt{\frac{\log 2q}{\log \frac{9x^{1/3}\sqrt{\delta_0}}{2\sqrt{q}}}}\right) (q\delta_0)^{1/4} x^{2/3} + 1.84251 x^{5/6} \\ \leq \frac{x}{\sqrt{2\phi(q)}} \cdot \sqrt{C_{x,2q} \log 2q + \frac{\log 8q}{2}} \cdot \sqrt{0.30214 \log 2q + 0.67506} \\ + 16.406 \sqrt{\frac{q}{\phi(q)}} x^{3/4} + 1.84251 x^{5/6} \quad (6.60)$$

where we bound

$$\frac{\log 2q}{\log \frac{9x^{1/3}\sqrt{\delta_0}}{2\sqrt{q}}} \leq \frac{\log \frac{x^{1/3}}{3}}{\log \frac{9x^{1/6}\sqrt{2}}{2\sqrt{1/6}}} < \lim_{x \rightarrow \infty} \frac{\log \frac{x^{1/3}}{3}}{\log \frac{9x^{1/6}\sqrt{2}}{2\sqrt{1/6}}} = 2,$$

and where we define

$$C_{x,t} := \log \left(1 + \frac{\log 4t}{2 \log \frac{9x^{1/3}}{2.004t}}\right)$$

for $0 < t < 9x^{1/3}/2$. (We have 2.004 here instead of 2 because we want a constant $\geq 2(1 + \epsilon_1)$ in later occurrences of $C_{x,t}$, for reasons that will soon become clear.)

For purposes of later comparison, we remark that $16.404 \leq 1.57863x^{4/5-3/4}$ for $x \geq 2.16 \cdot 10^{20}$.

Consider now case (b), namely, $|\delta| \geq 8$. Then $\delta_0 = |\delta|/4$. By (6.52), $|\delta q| \leq V/\theta$.

Hence, (6.40) gives us that

$$\begin{aligned}
|S_{II}| &\leq \frac{2x}{\sqrt{|\delta|\phi(q)}} \cdot \sqrt{\frac{1}{2} \log |\delta q| + \log \frac{|\delta q|(1+\epsilon_1)}{4} \log \left(1 + \frac{\log |\delta| q}{2 \log \frac{18x^{1/3}}{|\delta|(1+\epsilon_1)q}}\right)} \\
&\quad \cdot \sqrt{0.30214 \log |\delta| q + 0.2562} \\
&\quad + 8.22088 \sqrt{\frac{q}{\phi(q)}} \sqrt{\frac{\log \frac{9x^{1/3}}{2}}{\log \frac{9x^{1/3}}{|\delta q|}}} \cdot (q\delta_0)^{1/4} x^{2/3} + 1.84251 x^{5/6} \\
&\leq \frac{x}{\sqrt{\delta_0 \phi(q)}} \sqrt{C_{x,\delta_0 q} \log \delta_0 (1+\epsilon_1) q + \frac{\log 4\delta_0 q}{2}} \sqrt{0.30214 \log \delta_0 q + 0.67506} \\
&\quad + 1.79926 \sqrt{\frac{q}{\phi(q)}} x^{4/5} + 1.84251 x^{5/6},
\end{aligned} \tag{6.61}$$

since

$$\begin{aligned}
8.22088 \sqrt{\frac{\log \frac{9x^{1/3}}{2}}{\log \frac{9x^{1/3}}{|\delta q|}}} \cdot (q\delta_0)^{1/4} &\leq 8.22088 \sqrt{\frac{\log \frac{9x^{1/3}}{2}}{\log \frac{27}{4}}} \cdot (x^{1/3}/3)^{1/4} \\
&\leq 1.79926 x^{4/5-2/3}
\end{aligned}$$

for $x \geq 2.16 \cdot 10^{20}$. Clearly

$$\log \delta_0 (1+\epsilon_1) q = \log \delta_0 q + \log(1+\epsilon_1) \leq \log \delta_0 q + \epsilon_1.$$

By Lemma C.2.2, $q/\phi(q) \leq F(y) = F(x^{1/3}/6)$ (since $x \geq 18^3$). It is easy to check that $x \rightarrow \sqrt{F(x^{1/3}/6)} x^{4/5-5/6}$ is decreasing for $x \geq 2.16 \cdot 10^{20}$ (in fact, for 18^3). Using (6.50), we conclude that $1.67718 \sqrt{q/\phi(q)} x^{4/5} \leq 0.89657 x^{5/6}$ and, by the way, $16.406 \sqrt{q/\phi(q)} x^{3/4} \leq 0.78663 x^{5/6}$. This allows us to simplify the last lines of (6.60) and (6.61). We obtain that, for δ arbitrary,

$$\begin{aligned}
|S_{II}| &\leq \frac{x}{\sqrt{\delta_0 \phi(q)}} \sqrt{C_{x,\delta_0 q} (\log \delta_0 q + \epsilon_1) + \frac{\log 4\delta_0 q}{2}} \sqrt{0.30214 \log \delta_0 q + 0.67506} \\
&\quad + 2.73908 x^{5/6}.
\end{aligned} \tag{6.62}$$

It is time to sum up $S_{I,1}$, $S_{I,2}$ and S_{II} . The main terms come from the first line of (6.62) and the first term of (6.59). Lesser-order terms can be dealt with roughly: we bound $\min(1, c'_0/\delta^2)$ and $\min(1, 4c'_0/\delta^2)$ from above by $2/\delta_0$ (using the fact that $c'_0 = 0.798437 < 16$, which implies that $8/\delta > 4c'_0/\delta^2$ for $\delta > 8$; of course, for $\delta \leq 8$, we have $\min(1, 4c'_0/\delta^2) \leq 1 = 2/2 = 2/\delta_0$).

The terms inversely proportional to q , $\phi(q)$ or q^2 thus add up to at most

$$\begin{aligned} & \frac{2x}{\delta_0 q} \cdot \frac{q}{\phi(q)} \left(\frac{7}{4} \log \delta_0 q + 6.11676 \right) + \frac{2x}{\delta_0 \phi(q)} \left(\frac{3}{2} \log q + 2.74107 \right) \\ & + (3.59676 \log \delta_0 + 27.3032 \log q + 91.515) \frac{x}{q \delta_0} \\ & \leq \frac{2x}{\delta_0 \phi(q)} \left(\frac{13}{4} \log \delta_0 q + 7.81811 \right) + \frac{2x}{\delta_0 q} (13.6516 \log \delta_0 q + 37.5415), \end{aligned}$$

where, for instance, we bound $(3/2) \log q + 2.74107$ by $(3/2) \log \delta_0 q + 2.74107 - (3/2) \log 2$.

As for the other terms – we use the assumption $x \geq 2.16 \cdot 10^{20}$ to bound $x^{2/3}$ and $x^{2/3} \log x$ by a small constant times $x^{5/6}$. We bound $x^{2/3}/\sqrt{q\delta_0}$ by $x^{2/3}/\sqrt{2}$ (in (6.56)). We obtain

$$\begin{aligned} & \frac{x^{2/3}}{\sqrt{2}} (0.67845 \log x - 1.20818) + 0.37864 x^{\frac{2}{3}} \\ & + (22.9812 \log x + 411.424) x^{\frac{2}{3}} + 2.73908 x^{\frac{5}{6}} \leq 3.35531 x^{5/6}. \end{aligned}$$

The sums $S_{0,\infty}$ and $S_{0,w}$ in (3.11) are 0 (by (6.50) and the fact that $\eta_2(t) = 0$ for $t \leq 1/4$). We conclude that, for $q \leq y = x^{1/3}/6$, $x \geq 2.16 \cdot 10^{20}$ and $\eta = \eta_2$ as in (3.4),

$$\begin{aligned} |S_\eta(x, \alpha)| & \leq |S_{I,1}| + |S_{I,2}| + |S_{II}| \\ & \leq \frac{x}{\sqrt{\delta_0 \phi(q)}} \sqrt{C_{x,\delta_0 q} (\log \delta_0 q + 0.002) + \frac{\log 4\delta_0 q}{2} \sqrt{0.30214 \log \delta_0 q + 0.67506}} \\ & + \frac{2.49157x}{\sqrt{\delta_0 q}} + \frac{2x}{\delta_0 \phi(q)} \left(\frac{13}{4} \log \delta_0 q + 7.81811 \right) + \frac{2x}{\delta_0 q} (13.6516 \log \delta_0 q + 37.5415) \\ & + 3.35531 x^{5/6}, \end{aligned} \tag{6.63}$$

where

$$\delta_0 = \max(2, |\delta|/4), \quad C_{x,t} = \log \left(1 + \frac{\log 4t}{2 \log \frac{9x^{1/3}}{2.004t}} \right). \tag{6.64}$$

Since $C_{x,t}$ is an increasing function as a function of t (for x fixed and $t \leq 9x^{1/3}/2.004$) and $\delta_0 q \leq 2y$, we see that $C_{x,t} \leq C_{x,2y}$. It is clear that $x \mapsto C_{x,t}$ (fixed t) is a decreasing function of x . For $x = 2.16 \cdot 10^{20}$, $C_{x,2y} = 1.39942 \dots$

6.3.2 Second choice of parameters

If, with the original choice of parameters, we obtained $q > y = x^{1/3}/6$, we now reset our parameters (Q , U and V). Recall that, while the value of q may now change (due to the change in Q), we will be able to assume that either $q > y$ or $|\delta q| > x/(x/8y) = 8y$.

We want $U/(x/UV) \geq 5 \cdot 10^5$ (this is (6.17)). We also want UV small. With this in mind, we let

$$V = \frac{x^{1/3}}{3}, \quad U = 500\sqrt{6}x^{1/3}, \quad Q = \frac{x}{U} = \frac{x^{2/3}}{500\sqrt{6}}. \quad (6.65)$$

Then (6.17) holds (as an equality). Since we are assuming (6.50), we have $V \geq 2 \cdot 10^6$. It is easy to check that (6.50) also implies that $U \leq \sqrt{x}/2$ and $Q \geq 2\sqrt{x}$, and so the inequalities in (6.51) all hold.

Write $2\alpha = a/q + \delta/x$ for the new approximation; we must have either $q > y$ or $|\delta| > 8y/q$, since otherwise a/q would already be a valid approximation under the first choice of parameters. Thus, either (a) $q > y$, or both (b1) $|\delta| > 8$ and (b2) $|\delta|q > 8y$. Since now $V = 2y$, we have $q > V/2\theta$ in case (a) and $|\delta q| > V/\theta$ in case (b) for any $\theta \geq 1$. We set $\theta = 4$.

(Thanks to this choice of θ , we have $|\delta q| \leq x/Q \leq x/\theta U$, as we commented at the end of §6.2.3; this will help us avoid some case-work later.)

By (6.4),

$$\begin{aligned} |S_{I,1}| &\leq \frac{x}{q} \min\left(1, \frac{c'_0}{\delta^2}\right) \left(\log x^{2/3} - \log 500\sqrt{6} + c_{3,I} + c_{4,I} \frac{q}{\phi(q)}\right) \\ &+ \left(c_{7,I} \log \frac{Q}{c_2} + c_{8,I} \log x \log c_{11,I} \frac{Q^2}{x}\right) Q + c_{10,I} \frac{U^2}{4x} \log \frac{e^{1/2} x^{2/3}}{500\sqrt{6}} + \frac{c_{10,I}}{e} \\ &+ \left(c_{5,I} \log \frac{1000\sqrt{6}x^{1/3}}{c_2} + c_{6,I} \log 500\sqrt{6}x^{4/3}\right) \cdot 500\sqrt{6}x^{1/3} + c_{9,I} \sqrt{x} \log \frac{2\sqrt{e}x}{c_2} \\ &\leq \frac{x}{q} \min\left(1, \frac{c'_0}{\delta^2}\right) \left(\frac{2}{3} \log x - 4.99944 + 1.00303 \frac{q}{\phi(q)}\right) + \frac{2.89}{1000} x^{2/3} (\log x)^2, \end{aligned}$$

where we are bounding

$$\begin{aligned} &c_{7,I} \log \frac{Q}{c_2} + c_{8,I} \log x \log c_{11,I} \frac{Q^2}{x} \\ &= c_{8,I} (\log x)^2 - \left(c_{8,I} (\log 1500000 - \log c_{11,I}) - \frac{2}{3} c_{7,I}\right) \log x + c_{7,I} \log \frac{1}{500\sqrt{6}c_2} \\ &\leq c_{8,I} (\log x)^2 - 38 \log x. \end{aligned}$$

We are also using the assumption (6.50) repeatedly in order to show that the sum of all lower-order terms is less than $(38c_{8,I} \log x)/(500\sqrt{6})$. Note that $c_{8,I} (\log x)^2 Q \leq 0.00289x^{2/3} (\log x)^2$.

We have $q/\phi(q) \leq F(Q)$ (where F is as in (C.19)) and, since $Q > \sqrt{6} \cdot 12 \cdot 10^9$ for $x \geq 2.16 \cdot 10^{20}$,

$$\begin{aligned} 1.00303F(Q) &\leq 1.00303 \left(e^\gamma \log \log Q + \frac{2.50637}{\log \log \sqrt{6} \cdot 12 \cdot 10^9}\right) \\ &\leq 0.2359 \log Q + 0.79 < 0.1573 \log x. \end{aligned}$$

(It is possible to give a much better estimation, but it is not worthwhile, since this will be a very minor term.) We have either $q > y$ or $q|\delta| > 8y$; if $q|\delta| > 8y$ but $q \leq y$, then $|\delta| \geq 8$, and so $c'_0/\delta^2 q < 1/8|\delta|q < 1/64y < 1/y$. Hence

$$\begin{aligned} |S_{I,1}| &\leq \frac{x}{y} \left(\left(\frac{2}{3} + 0.1573 \right) \log x \right) + 0.00289x^{2/3}(\log x)^2 \\ &\leq 2.4719x^{2/3} \log x + 0.00289x^{2/3}(\log x)^2. \end{aligned}$$

We bound $|S_{I,2}|$ using Lemma 4.2.4. First we bound (4.50): this is at most

$$\begin{aligned} &\frac{x}{2q} \min \left(1, \frac{4c'_0}{\delta^2} \right) \log \frac{x^{1/3}q}{3} \\ &+ c_0 \left(\frac{1}{4} - \frac{1}{\pi^2} \right) \left(\frac{(UV)^2 \log \frac{x^{1/3}}{3}}{2x} + \frac{3c_4}{2} \frac{500\sqrt{6}}{9} + \frac{(500\sqrt{6}x^{1/3} + 1)^2 x^{1/3} \log x^{2/3}}{6x} \right), \end{aligned}$$

where $c_4 = 1.03884$. We bound the second line of this using (6.50). As for the first line, we have either $q \geq y$ (and so the first line is at most $(x/2y)(\log x^{1/3}y/3)$) or $q < y$ and $4c'_0/\delta^2 q < 1/16y < 1/y$ (and so the same bound applies). Hence (4.50) is at most

$$3x^{2/3} \left(\frac{2}{3} \log x - \log 18 \right) + 0.02017x^{2/3} \log x = 2.02017x^{2/3} \log x - 3(\log 18)x^{2/3}.$$

Now we bound (4.51), which comes up when $|\delta| \leq 1/2c_2$, where $c_2 = 6\pi/5\sqrt{c_0}$, $c_0 = 31.521$ (and so $c_2 = 0.6714769\dots$). Since $1/2c_2 < 8$, it follows that $q > y$ (the alternative $q \leq y$, $q|\delta| > 8y$ is impossible, since it implies $|\delta| > 8$). Then (4.51) is at most

$$\begin{aligned} &\frac{2\sqrt{c_0c_1}}{\pi} \left(UV \log \frac{UV}{\sqrt{e}} + Q \left(\sqrt{3} \log \frac{c_2x}{Q} + \frac{\log UV}{2} \log \frac{UV}{Q/2} \right) \right) \\ &+ \frac{3c_1}{2} \frac{x}{y} \log UV \log \frac{UV}{c_2x/y} + \frac{16 \log 2}{\pi} Q \log \frac{c_0e^3Q^2}{4\pi \cdot 8 \log 2 \cdot x} \log \frac{Q}{2} \\ &+ \frac{3c_1}{2\sqrt{2}c_2} \sqrt{x} \log \frac{c_2x}{2} + \frac{25c_0}{4\pi^2} (3c_2)^{1/2} \sqrt{x} \log x, \end{aligned} \quad (6.66)$$

where $c_1 = 1.000189 > 1 + (8 \log 2)/(2x/UV)$.

The first line of (6.66) is a linear combination of terms of the form $x^{2/3} \log Cx$, $C > 1$; using (6.50), we obtain that it is at most $1144.693x^{2/3} \log x$. (The main contribution comes from the first term.) Similarly, we can bound the first term in the second line by $33.0536x^{2/3} \log x$. Since $\log(c_0e^3Q^2/(4\pi \cdot 8 \log 2 \cdot x)) \log Q/2$ is at most $\log x^{1/3} \log x^{2/3}$, the second term in the second line is at most $0.0006406x(\log x)^2$. The third line of (6.66) can be bounded easily by $0.0122x^{2/3} \log x$.

Hence, (6.66) is at most

$$1177.76x^{2/3} \log x + 0.0006406x^{2/3}(\log x)^2.$$

If $|\delta| > 1/2c_2$, then we know that $|\delta q| > \min(y/2c_2, 8y) = y/2c_2$. Thus (4.52) (with $\epsilon = 0.01$) is at most

$$\begin{aligned} & \frac{2\sqrt{c_0c_1}}{\pi} UV \log \frac{UV}{\sqrt{e}} \\ & + \frac{2.02\sqrt{c_0c_1}}{\pi} \left(\frac{x}{y/2c_2} + 1 \right) \left((\sqrt{3.02} - 1) \log \frac{\frac{x}{y/2c_2} + 1}{\sqrt{2}} + \frac{1}{2} \log UV \log \frac{e^2 UV}{\frac{x}{y/2c_2}} \right) \\ & + \left(\frac{3c_1}{2} \left(\frac{1}{2} + \frac{3.03}{0.16} \log x \right) + \frac{20c_0}{3\pi^2} (2c_2)^{3/2} \right) \sqrt{x} \log x. \end{aligned}$$

Again by (6.50), and in much the same way as before, this simplifies to

$$\begin{aligned} & \leq (1144.66 + 15.107 + 68.523)x^{2/3} \log x + 29.136x^{1/2}(\log x)^2 \\ & \leq 1228.85x^{2/3}(\log x). \end{aligned}$$

Hence, in total and for any $|\delta|$,

$$\begin{aligned} |S_{I,2}| & \leq 2.02017x^{2/3} \log x + 1228.85x^{2/3}(\log x) + 0.0006406x^{2/3}(\log x)^2 \\ & \leq 1230.9x^{2/3}(\log x) + 0.0006406x^{2/3}(\log x)^2. \end{aligned}$$

Now we must estimate S_{II} . As we said before, either (a) $q > y$, or both (b1) $|\delta| > 8$ and (b2) $|\delta|q > 8y$. Recall that $\theta = 4$. In case (a), we have $q > x^{1/3}/6 = V/2 > V/2\theta$; thus, we can use (6.38), and obtain that, if $q \leq x/8U$, $|S_{II}|$ is at most

$$\begin{aligned} & \frac{x\sqrt{F(q)}}{\sqrt{2q}} \sqrt{\left(\log \frac{x}{U \cdot 8q} + \log 2q \log \frac{\log x/(2Uq)}{\log 4} \right) \left(\kappa_6 \log \frac{x}{U \cdot 8q} + 2\kappa_7 \right)} \\ & + \sqrt{2}\kappa_2 \sqrt{F\left(\frac{x}{8U}\right)} \left(1 + 1.15 \sqrt{\frac{\log x/4U}{\log 4}} \right) \frac{x}{\sqrt{U}} + (\kappa_2 \sqrt{\log x/U} + \kappa_9) \frac{x}{\sqrt{V}} \\ & + \frac{\kappa_2}{6} \left((\log 8y)^{3/2} - (\log 2y)^{3/2} \right) \frac{x}{\sqrt{y}} \\ & + \kappa_2 \left(\sqrt{8 \log x/U} + \frac{2}{3} ((\log x/U)^{3/2} - (\log V)^{3/2}) \right) \frac{x}{\sqrt{8U}}, \end{aligned} \tag{6.67}$$

where F is as in (C.19). (We are already simplifying the third line; the bound given is justified by a derivative test.) It is easy to check that $q \rightarrow (\log 2q)(\log \log q)/q$ is decreasing for $q \geq y$ (indeed for $q \geq 9$), and so the first line of (6.67) is maximal for $q = y$.

We can thus bound (6.67) by $x^{5/6}$ times

$$\begin{aligned}
& \sqrt{3F(e^{t/3}/6) \left(\frac{t}{3} - \log 8c + \left(\frac{t}{3} - \log 3 \right) \log \frac{\frac{t}{3} - \log 2c}{\log 4} \right) \left(\frac{\kappa_6}{3}t - 4.214 \right)} \\
& + \frac{\sqrt{2}\kappa_2}{\sqrt{6c}} \sqrt{F\left(\frac{e^{2t/3}}{48c}\right) \left(1 + 1.15 \sqrt{\frac{\frac{2}{3}t - \log 24c}{\log 4}} \right)} \\
& + \left(\kappa_2 \sqrt{\frac{2t}{3} - \log 6c} + \kappa_9 \right) \sqrt{3} \\
& + \frac{\kappa_2}{\sqrt{6}} \left(\left(\frac{t}{3} + \log \frac{8}{6} \right)^{\frac{3}{2}} - \left(\frac{t}{3} + \log \frac{2}{6} \right)^{\frac{3}{2}} \right) \\
& + \frac{\kappa_2}{\sqrt{48c}} \left(\sqrt{8 \left(\frac{2t}{3} - \log 6c \right)} + \frac{2}{3} \left(\left(\frac{2t}{3} - \log 6c \right)^{\frac{3}{2}} - \left(\frac{t}{3} - \log 3 \right)^{\frac{3}{2}} \right) \right)
\end{aligned} \tag{6.68}$$

where $t = \log x$ and $c = 500/\sqrt{6}$. Asymptotically, the largest term in (6.67) comes from the last line (of order $t^{3/2}$), even if the first line is larger in practice (while being of order at most $t \log t$). Let us bound (6.68) by a multiple of $t^{3/2}$.

First of all, notice that

$$\begin{aligned}
\frac{d}{dt} \frac{F\left(\frac{e^{t/3}}{6}\right)}{\log t} &= \frac{\left(e^\gamma \log\left(\frac{t}{3} - \log 6\right) + \frac{2.50637}{\log\left(\frac{t}{3} - \log 6\right)} \right)'}{\log t} - \frac{F\left(\frac{e^{t/3}}{6}\right)}{t(\log t)^2} \\
&= \frac{e^\gamma - \frac{2.50637}{\log^2\left(\frac{t}{3} - \log 6\right)}}{(t - 3 \log 6) \log t} - \frac{e^\gamma + \frac{2.50637}{\log^2\left(\frac{t}{3} - \log 6\right)}}{t \log t} \cdot \frac{\log\left(\frac{t}{3} - \log 6\right)}{\log t},
\end{aligned} \tag{6.69}$$

which, for $t \geq 100$, is

$$> \frac{e^\gamma \log 3 - \frac{2 \cdot 2.50637 \log t}{\log^2\left(\frac{t}{3} - \log 6\right)}}{t(\log t)^2} \geq \frac{1.95671 - \frac{8.92482}{\log t}}{t(\log t)^2} > 0.$$

Similarly, for $t \geq 2000$,

$$\begin{aligned}
\frac{d}{dt} \frac{F\left(\frac{e^{2t/3}}{48c}\right)}{\log t} &> \frac{e^\gamma \log \frac{3}{2} - \frac{2.50637 \log t}{\log^2\left(\frac{2t}{3} - \log 48c\right)} - \frac{2.50637}{\log\left(\frac{2t}{3} - \log 48c\right)}}{t(\log t)^2} \\
&\geq \frac{0.72216 - \frac{5.45234}{\log t}}{t(\log t)^2} > 0.
\end{aligned}$$

Thus,

$$\begin{aligned}
F\left(\frac{e^{t/3}}{6}\right) &\leq (\log t) \cdot \lim_{s \rightarrow \infty} \frac{F\left(\frac{e^{s/3}}{6}\right)}{\log s} = e^\gamma \log t && \text{for } t \geq 100, \\
F\left(\frac{e^{2t/3}}{48c}\right) &\leq (\log t) \cdot \lim_{s \rightarrow \infty} \frac{F\left(\frac{e^{2s/3}}{48c}\right)}{\log s} = e^\gamma \log t && \text{for } t \geq 2000.
\end{aligned} \tag{6.70}$$

Also note that, since $(x^{3/2})' = (3/2)\sqrt{x}$,

$$\left(\left(\frac{t}{3} + \log \frac{8}{6} \right)^{\frac{3}{2}} - \left(\frac{t}{3} + \log \frac{2}{6} \right)^{\frac{3}{2}} \right) \leq \frac{3}{2} \sqrt{\frac{t}{3} + \log \frac{8}{6}} \cdot \log 4 \leq 1.20083\sqrt{t}.$$

for $t \geq 2000$. We also have

$$\begin{aligned} \left(\frac{2t}{3} - \log 6c \right)^{\frac{3}{2}} - \left(\frac{t}{3} - \log 3 \right)^{\frac{3}{2}} &< \left(\frac{2t}{3} - \log 9 \right)^{\frac{3}{2}} - \left(\frac{t}{3} - \log 3 \right)^{\frac{3}{2}} \\ &= (2^{3/2} - 1) \left(\frac{t}{3} - \log 3 \right)^{\frac{3}{2}} < (2^{3/2} - 1) \frac{t^{3/2}}{3^{3/2}} \leq 0.35189t^{3/2}. \end{aligned}$$

Of course,

$$\frac{t}{3} - \log 8c + \left(\frac{t}{3} - \log 3 \right) \log \frac{\frac{t}{3} - \log 2c}{\log 4} < \left(\frac{t}{3} + \frac{t}{3} \log \frac{t}{3} \right) < \frac{t}{3} \log t.$$

We conclude that, for $t \geq 2000$, (6.68) is at most

$$\begin{aligned} &\sqrt{3 \cdot e^\gamma \log t \cdot \frac{t}{3} \log t \cdot \frac{\kappa_6}{3} t + \frac{\sqrt{2}\kappa_2}{\sqrt{6c}} \sqrt{e^\gamma \log t} (1 + 0.79749\sqrt{t})} \\ &+ \left(\kappa_2 \sqrt{\frac{2}{3}} t^{1/2} + \kappa_9 \right) \sqrt{3} + \frac{\kappa_2}{\sqrt{6}} \cdot 1.2009\sqrt{t} + \frac{\kappa_2}{\sqrt{48c}} \left(\sqrt{\frac{16t}{3}} + \frac{2}{3} \cdot 0.35189t^{3/2} \right) \\ &\leq (0.10181 + 0.00012 + 0.00145 + 0.000048 + 0.00462)t^{3/2} \leq 0.10848t^{3/2}. \end{aligned}$$

On the remaining interval $\log(2.16 \cdot 10^{20}) \leq t \leq \log 2000$, we use interval arithmetic (as in §2.6, with 30 iterations) to bound the ratio of (6.68) to $t^{3/2}$. We obtain that it is at most

$$0.275964t^{3/2}.$$

Hence, for all $x \geq 2.16 \cdot 10^{20}$,

$$|S_{II}| \leq 0.275964x^{5/6}(\log x)^{3/2}. \quad (6.71)$$

in the case $y < q \leq x/8U$.

If $x/8U < q \leq Q$, we use (6.39). In this range, $x/2\sqrt{2q} + \sqrt{qx}$ adopts its maximum at $q = Q$ (because $x/2\sqrt{2q}$ for $q = x/8U$ is smaller than \sqrt{qx} for $q = Q$, by (6.65) and (6.50)). Hence, (6.39) is at most $x^{5/6}$ times

$$\begin{aligned} &\left(\kappa_2 \sqrt{2 \left(\frac{2}{3}t - \log c' \right)} + \kappa_9 \right) \sqrt{3} + \kappa_2 \sqrt{\frac{2}{3}t - \log c'} \cdot \frac{1}{\sqrt{c'}} \\ &+ \frac{2\kappa_2}{3} \left(\left(\frac{2}{3}t - \log c' \right)^{\frac{3}{2}} - \left(\frac{t}{3} - \log 3 \right)^{\frac{3}{2}} \right) \left(\frac{\sqrt{c'}}{2\sqrt{2}} e^{-t/6} + \frac{1}{\sqrt{c'}} \right), \end{aligned}$$

where $t = \log x$ (as before) and $c' = 500\sqrt{6}$. This is at most

$$\begin{aligned} & (2\kappa_2 + \sqrt{3}\kappa_9)\sqrt{t} + \frac{\kappa_2}{\sqrt{c'}}\sqrt{\frac{2}{3}}\sqrt{t} + \frac{2\kappa_2}{3}\frac{2^{3/2}-1}{3^{3/2}}t^{\frac{3}{2}}\left(\frac{\sqrt{c'}}{2\sqrt{2}}e^{-t/6} + \frac{1}{\sqrt{c'}}\right) \\ & \leq 0.10327 \end{aligned}$$

for $t \geq \log(2.16 \cdot 10^{20})$, and so

$$|S_{II}| \leq 0.10327x^{5/6}(\log x)^{3/2},$$

for $x/8U < q \leq Q$, using the assumption $x \geq 2.16 \cdot 10^{20}$.

Finally, let us treat case (b), that is, $|\delta| > 8$ and $|\delta|q > 8y$; we can also assume $q \leq y$, as otherwise we are in case (a), which has already been treated. Since $|\delta/x| \leq 1/qQ$, we know that

$$|\delta q| \leq \frac{x}{Q} = U = 500\sqrt{6}x^{1/3} \leq \frac{x^{2/3}}{2000\sqrt{6}} = \frac{x}{4U} = \frac{x}{\theta U},$$

again under assumption (6.50). We apply (6.41), and obtain that $|S_{II}|$ is at most

$$\begin{aligned} & \frac{2x\sqrt{F(y)}}{\sqrt{8y}}\sqrt{\left(\log \frac{x}{U \cdot 4 \cdot 8y} + \log 3y \log \frac{\log x/3Uy}{\log 32/3}\right)\left(\kappa_6 \log \frac{x}{U \cdot 4 \cdot 8y} + 2\kappa_7\right)} \\ & + \frac{2\kappa_2}{3}\left(\frac{x}{\sqrt{16y}}((\log 32y)^{\frac{3}{2}} - (\log 2y)^{\frac{3}{2}}) + \frac{x/4}{\sqrt{Q-y}}((\log 4U)^{\frac{3}{2}} - (\log 2y)^{\frac{3}{2}})\right) \\ & + \left(\frac{\kappa_2}{\sqrt{2(1-y/Q)}}\left(\sqrt{\log V} + \sqrt{1/\log V}\right) + \kappa_9\right)\frac{x}{\sqrt{V}} \\ & + \kappa_2\sqrt{F(y)} \cdot \sqrt{\log 4U} \cdot \frac{x}{\sqrt{U}}, \end{aligned} \tag{6.72}$$

where we are using the facts that $(\log 3t/8)/t$ is increasing for $t \geq 8y > 8e/3$ and that

$$\begin{aligned} \frac{d}{dt} \frac{(\log t)^{3/2} - (\log V)^{3/2}}{\sqrt{t}} &= \frac{3(\log t)^{1/2} - ((\log t)^{3/2} - (\log V)^{3/2})}{2t^{3/2}} \\ &= -\frac{\log \frac{t}{e^3} \cdot \sqrt{\log t} - (\log V)^{3/2}}{2t^{3/2}} < 0 \end{aligned}$$

for $t \geq \theta \cdot 8y = 16V$, thanks to

$$\begin{aligned} \left(\log \frac{16V}{e^3}\right)^2 \log 16V &> (\log V)^3 + \left(\log 16 - 2 \log \frac{e^3}{16}\right)(\log V)^2 \\ &+ \left(\left(\log \frac{16}{e^3}\right)^2 - 2 \log \frac{e^3}{16} \log 16\right) \log V > (\log V)^3 \end{aligned}$$

(valid for $\log V \geq 1$). Much as before, we can rewrite (6.72) as $x^{5/6}$ times

$$\begin{aligned}
& \frac{2\sqrt{F(e^{t/3}/6)}}{\sqrt{8/6}} \sqrt{\frac{t}{3} - \log 32c + \left(\frac{t}{3} - \log 2\right) \log \frac{\frac{t}{3} - \log 3c}{\log 32/3}} \\
& \cdot \sqrt{\kappa_6 \left(\frac{t}{3} - \log 32c\right) + 2\kappa_7 + \frac{2\kappa_2}{3} \sqrt{\frac{3}{8}} \left(\left(\frac{t}{3} + \log \frac{32}{6}\right)^{\frac{3}{2}} - \left(\frac{t}{3} - \log 3\right)^{\frac{3}{2}} \right)} \\
& + \frac{2\kappa_2}{3} \frac{1/4}{\sqrt{\frac{e^{t/3}}{6c} - \frac{1}{6}}} \left(\left(\frac{t}{3} + \log 24c\right)^{3/2} - \left(\frac{t}{3} - \log 3\right)^{3/2} \right) \\
& + \frac{\kappa_2 \sqrt{3}}{\sqrt{2(1 - \frac{c}{e^{t/3}})}} \left(\sqrt{t/3 - \log 3} + \frac{1}{\sqrt{t/3 - \log 3}} \right) + \kappa_9 \sqrt{3} \\
& + \kappa_2 \sqrt{F(e^{t/3}/6)} \sqrt{\frac{t/3 + \log 24c}{6c}},
\end{aligned} \tag{6.73}$$

where $t = \log x$ and $c = 500/\sqrt{6}$. For $t \geq 100$, we use (6.70) to bound $F(e^{t/3}/6)$, and we obtain that (6.73) is at most

$$\begin{aligned}
& \frac{2\sqrt{e^\gamma}}{\sqrt{8/6}} \sqrt{\frac{1}{3} \cdot \frac{\kappa_6}{3}} \cdot (\log t)t + \frac{2\kappa_2}{3} \sqrt{\frac{3}{8}} \cdot \frac{1}{2} \left(\frac{t}{3} + \log \frac{32}{6}\right)^{1/2} \cdot \log 16 \\
& + \frac{2\kappa_2}{3} \frac{1/4}{\sqrt{\frac{e^{100/3}}{6c} - \frac{1}{6}}} \cdot \frac{1}{2} \left(\frac{t}{3} + \log 24c\right)^{1/2} \cdot \log 72c \\
& + \frac{\kappa_2 \sqrt{3}}{\sqrt{2(1 - \frac{c}{e^{100/3}})}} \left(\sqrt{t/3} + \frac{1}{\sqrt{t/3}} \right) + \kappa_9 \sqrt{3} + \kappa_2 \sqrt{e^\gamma \log t} \sqrt{\frac{t/3 + \log 24c}{6c}},
\end{aligned} \tag{6.74}$$

where we have bounded expressions of the form $a^{3/2} - b^{3/2}$ ($a > b$) by $(a^{1/2}/2) \cdot (a-b)$. The ratio of (6.74) to $t^{3/2}$ is clearly a decreasing function of t . For $t = 200$, this ratio is $0.23747\dots$; hence, (6.74) (and thus (6.73)) is at most $0.23748t^{3/2}$ for $t \geq 200$.

On the range $\log(2.16 \cdot 10^{20}) \leq t \leq 200$, the bisection method (with 25 iterations) gives that the ratio of (6.73) to $t^{3/2}$ is at most 0.23511 .

We conclude that, when $|\delta| > 8$ and $|\delta|q > 8y$,

$$|S_{II}| \leq 0.23511x^{5/6}(\log x)^{3/2}.$$

Thus (6.71) gives the worst case.

We now take totals, and obtain

$$\begin{aligned}
S_\eta(x, \alpha) & \leq |S_{I,1}| + |S_{I,2}| + |S_{II}| \\
& \leq (2.4719 + 1230.9)x^{2/3} \log x + (0.00289 + 0.0006406)x^{2/3}(\log x)^2 \\
& \quad + 0.275964x^{5/6}(\log x)^{3/2} \\
& \leq 0.27598x^{5/6}(\log x)^{3/2} + 1233.38x^{2/3} \log x,
\end{aligned} \tag{6.75}$$

where we use (6.50) yet again.

6.4 Conclusion

Proof of Theorem 3.1.1. We have shown that $|S_\eta(\alpha, x)|$ is at most (6.63) for $q \leq x^{1/3}/6$ and at most (6.75) for $q > x^{1/3}/6$. It remains to simplify (6.63) slightly. By the geometric mean/arithmetic mean inequality,

$$\sqrt{C_{x,\delta_0 q}(\log \delta_0 q + 0.002) + \frac{\log 4\delta_0 q}{2}} \sqrt{0.30214 \log \delta_0 q + 0.67506} \quad (6.76)$$

is at most

$$\frac{1}{2\sqrt{\rho}} \left(C_{x,\delta_0 q}(\log \delta_0 q + 0.002) + \frac{\log 4\delta_0 q}{2} \right) + \frac{\sqrt{\rho}}{2} (0.30214 \log \delta_0 q + 0.67506)$$

for any $\rho > 0$. We recall that

$$C_{x,t} = \log \left(1 + \frac{\log 4t}{2 \log \frac{9x^{1/3}}{2.004t}} \right).$$

Let

$$\rho = \frac{C_{x_1, 2q_0}(\log 2q_0 + 0.002) + \frac{\log 8q_0}{2}}{0.30214 \log 2q_0 + 0.67506} = 3.397962 \dots,$$

where $x_1 = 10^{25}$, $q_0 = 2 \cdot 10^5$. (In other words, we are optimizing matters for $x = x_1$, $\delta_0 q = 2q_0$; the losses in nearby ranges will be very slight.) We obtain that (6.76) is at most

$$\begin{aligned} & \frac{C_{x,\delta_0 q}}{2\sqrt{\rho}} (\log \delta_0 q + 0.002) + \left(\frac{1}{4\sqrt{\rho}} + \frac{\sqrt{\rho} \cdot 0.30214}{2} \right) \log \delta_0 q \\ & + \frac{1}{2} \left(\frac{\log 2}{\sqrt{\rho}} + \frac{\sqrt{\rho}}{2} \cdot 0.67506 \right) \\ & \leq 0.27125 C_{x,t} (\log \delta_0 q + 0.002) + 0.4141 \log \delta_0 q + 0.49911. \end{aligned} \quad (6.77)$$

Now, for $x \geq x_0 = 2.16 \cdot 10^{20}$,

$$\frac{C_{x,t}}{\log t} \leq \frac{C_{x_0,t}}{\log t} = \frac{1}{\log t} \log \left(1 + \frac{\log 4t}{2 \log \frac{54 \cdot 10^6}{2.004t}} \right) \leq 0.08659$$

for $8 \leq t \leq 10^6$ (by the bisection method, with 20 iterations), and

$$\frac{C_{x,t}}{\log t} \leq \frac{C_{(6t)^3,t}}{\log t} \leq \frac{1}{\log t} \log \left(1 + \frac{\log 4t}{2 \log \frac{9 \cdot 6}{2.004}} \right) \leq 0.08659.$$

if $10^6 < t \leq x^{1/3}/6$. Hence

$$0.27125 \cdot C_{x,\delta_0 q} \cdot 0.002 \leq 0.000047 \log \delta_0 q.$$

We conclude that, for $q \leq x^{1/3}/6$,

$$|S_\eta(\alpha, x)| \leq \frac{R_{x, \delta_0 q} \log \delta_0 q + 0.49911}{\sqrt{\phi(q) \delta_0}} \cdot x + \frac{2.492x}{\sqrt{q \delta_0}} \\ + \frac{2x}{\delta_0 \phi(q)} \left(\frac{13}{4} \log \delta_0 q + 7.82 \right) + \frac{2x}{\delta_0 q} (13.66 \log \delta_0 q + 37.55) + 3.36x^{5/6},$$

where

$$R_{x, t} = 0.27125 \log \left(1 + \frac{\log 4t}{2 \log \frac{9x^{1/3}}{2.004t}} \right) + 0.41415.$$

□

Part II

Major arcs

Chapter 7

Major arcs: overview and results

Our task, as in Part I, will be to estimate

$$S_\eta(\alpha, x) = \sum_n \Lambda(n) e(\alpha n) \eta(n/x), \quad (7.1)$$

where $\eta : \mathbb{R}^+ \rightarrow \mathbb{C}$ is a smooth function, Λ is the von Mangoldt function and $e(t) = e^{2\pi i t}$. Here, we will treat the case of α lying on the major arcs.

We will see how we can obtain good estimates by using smooth functions η based on the Gaussian $e^{-t^2/2}$. This will involve proving new, fully explicit bounds for the Mellin transform of the twisted Gaussian, or, what is the same, bounds on parabolic cylindrical functions in certain ranges. It will also require explicit formulae that are general and strong enough, even for moderate values of x .

Let $\alpha = a/q + \delta/x$. For us, saying that α lies on a major arc will be the same as saying that q and δ are bounded; more precisely, q will be bounded by a constant r and $|\delta|$ will be bounded by a constant times r/q . As is customary on the major arcs, we will express our exponential sum (3.1) as a linear combination of twisted sums

$$S_{\eta, \chi}(\delta/x, x) = \sum_{n=1}^{\infty} \Lambda(n) \chi(n) e(\delta n/x) \eta(n/x), \quad (7.2)$$

for $\chi : \mathbb{Z} \rightarrow \mathbb{C}$ a Dirichlet character mod q , i.e., a multiplicative character on $(\mathbb{Z}/q\mathbb{Z})^*$ lifted to \mathbb{Z} . (The advantage here is that the phase term is now $e(\delta n/x)$ rather than $e(\alpha n)$, and $e(\delta n/x)$ varies very slowly as n grows.) Our task, then, is to estimate $S_{\eta, \chi}(\delta/x, x)$ for δ small.

Estimates on $S_{\eta, \chi}(\delta/x, x)$ rely on the properties of Dirichlet L -functions $L(s, \chi) = \sum_n \chi(n) n^{-s}$. What is crucial is the location of the zeroes of $L(s, \chi)$ in the critical strip $0 \leq \Re(s) \leq 1$ (a region in which $L(s, \chi)$ can be defined by analytic continuation). In contrast to most previous work, we will not use zero-free regions, which are too narrow for our purposes. Rather, we use a verification of the Generalized Riemann Hypothesis up to bounded height for all conductors $q \leq 300000$ (due to D. Platt [Plab]).

A key feature of the present work is that it allows one to mimic a wide variety of smoothing functions by means of estimates on the Mellin transform of a single smoothing function – here, the Gaussian $e^{-t^2/2}$.

7.1 Results

Write $\eta_{\heartsuit}(t) = e^{-t^2/2}$. Let us first give a bound for exponential sums on the primes using η_{\heartsuit} as the smooth weight. Without loss of generality, we may assume that our character $\chi \bmod q$ is primitive, i.e., that it is not really a character to a smaller modulus $q'|q$.

Theorem 7.1.1. *Let x be a real number $\geq 10^8$. Let χ be a primitive Dirichlet character mod q , $1 \leq q \leq r$, where $r = 300000$.*

Then, for any $\delta \in \mathbb{R}$ with $|\delta| \leq 4r/q$,

$$\sum_{n=1}^{\infty} \Lambda(n) \chi(n) e\left(\frac{\delta}{x} n\right) e^{-\frac{(n/x)^2}{2}} = I_{q=1} \cdot \widehat{\eta_{\heartsuit}}(-\delta) \cdot x + E \cdot x,$$

where $I_{q=1} = 1$ if $q = 1$, $I_{q=1} = 0$ if $q \neq 1$, and

$$|E| \leq 4.306 \cdot 10^{-22} + \frac{1}{\sqrt{x}} \left(\frac{650400}{\sqrt{q}} + 112 \right).$$

We normalize the Fourier transform \widehat{f} as follows: $\widehat{f}(t) = \int_{-\infty}^{\infty} e(-xt) f(x) dx$. Of course, $\widehat{\eta_{\heartsuit}}(-\delta)$ is just $\sqrt{2\pi} e^{-2\pi^2 \delta^2}$.

As it turns out, smooth weights based on the Gaussian are often better in applications than the Gaussian η_{\heartsuit} itself. Let us give a bound based on $\eta(t) = t^2 \eta_{\heartsuit}(t)$.

Theorem 7.1.2. *Let $\eta(t) = t^2 e^{-t^2/2}$. Let x be a real number $\geq 10^8$. Let χ be a primitive character mod q , $1 \leq q \leq r$, where $r = 300000$.*

Then, for any $\delta \in \mathbb{R}$ with $|\delta| \leq 4r/q$,

$$\sum_{n=1}^{\infty} \Lambda(n) \chi(n) e\left(\frac{\delta}{x} n\right) \eta(n/x) = I_{q=1} \cdot \widehat{\eta}(-\delta) \cdot x + E \cdot x,$$

where $I_{q=1} = 1$ if $q = 1$, $I_{q=1} = 0$ if $q \neq 1$, and

$$|E| \leq 2.485 \cdot 10^{-19} + \frac{1}{\sqrt{x}} \left(\frac{281200}{\sqrt{q}} + 56 \right).$$

The advantage of $\eta(t) = t^2 \eta_{\heartsuit}(t)$ over η_{\heartsuit} is that it vanishes at the origin (to second order); as we shall see, this makes it is easier to estimate exponential sums with the smoothing $\eta *_M g$, where $*_M$ is a Mellin convolution and g is nearly arbitrary. Here is a good example that is used, crucially, in Part III.

Corollary 7.1.3. *Let $\eta(t) = t^2 e^{-t^2/2} *_M \eta_2(t)$, where $\eta_2 = \eta_1 *_M \eta_1$ and $\eta_1 = 2 \cdot I_{[1/2, 1]}$. Let x be a real number $\geq 10^8$. Let χ be a primitive character mod q , $1 \leq q \leq r$, where $r = 300000$.*

Then, for any $\delta \in \mathbb{R}$ with $|\delta| \leq 4r/q$,

$$\sum_{n=1}^{\infty} \Lambda(n) \chi(n) e\left(\frac{\delta}{x} n\right) \eta(n/x) = I_{q=1} \cdot \widehat{\eta}(-\delta) \cdot x + E \cdot x,$$

where $I_{q=1} = 1$ if $q = 1$, $I_{q=1} = 0$ if $q \neq 1$, and

$$|E| \leq 2.485 \cdot 10^{-19} + \frac{1}{\sqrt{x}} \left(\frac{381500}{\sqrt{q}} + 76 \right).$$

Let us now look at a different kind of modification of the Gaussian smoothing. Say we would like a weight of a specific shape; for example, what we will need to do in Part III, we would like an approximation to the function

$$\eta_{\circ} : t \mapsto \begin{cases} t^3(2-t)^3 e^{-(t-1)^2/2} & \text{for } t \in [0, 2], \\ 0 & \text{otherwise.} \end{cases} \quad (7.3)$$

At the same time, what we have is an estimate for the Mellin transform of the Gaussian $e^{-t^2/2}$, centered at $t = 0$.

The route taken here is to work with an approximation η_+ to η_{\circ} . We let

$$\eta_+(t) = h_H(t) \cdot t e^{-t^2/2}, \quad (7.4)$$

where h_H is a band-limited approximation to

$$h(t) = \begin{cases} t^2(2-t)^3 e^{t-1/2} & \text{if } t \in [0, 2], \\ 0 & \text{otherwise.} \end{cases} \quad (7.5)$$

By *band-limited* we mean that the restriction of the Mellin transform of h_H to the imaginary axis is of compact support. (We could, alternatively, let h_H be a function whose Fourier transform is of compact support; this would be technically easier in some ways, but it would also lead to using GRH verifications less efficiently.)

To be precise: we define

$$\begin{aligned} F_H(t) &= \frac{\sin(H \log y)}{\pi \log y}, \\ h_H(t) &= (h *_M F_H)(y) = \int_0^{\infty} h(ty^{-1}) F_H(y) \frac{dy}{y} \end{aligned} \quad (7.6)$$

and H is a positive constant. It is easy to check that $MF_H(i\tau) = 1$ for $-H < \tau < H$ and $MF_H(i\tau) = 0$ for $\tau > H$ or $\tau < -H$ (unsurprisingly, since F_H is a Dirichlet kernel under a change of variables). Since, in general, the Mellin transform of a multiplicative convolution $f *_M g$ equals $Mf \cdot Mg$, we see that the Mellin transform

of h_H , on the imaginary axis, equals the truncation of the Mellin transform of h to $[-iH, iH]$. Thus, h_H is a band-limited approximation to h , as we desired.

The distinction between the odd and the even case in the statement that follows simply reflects the two different points up to which computations were carried out in [Plab]; these computations were, in turn, to some extent tailored to the needs of the present work (as was the shape of η_+ itself).

Theorem 7.1.4. *Let $\eta(t) = \eta_+(t) = h_H(t)te^{-t^2/2}$, where h_H is as in (7.6) and $H = 200$. Let x be a real number $\geq 10^{12}$. Let χ be a primitive character mod q , where $1 \leq q \leq 150000$ if q is odd, and $1 \leq q \leq 300000$ if q is even.*

Then, for any $\delta \in \mathbb{R}$ with $|\delta| \leq 600000 \cdot \gcd(q, 2)/q$,

$$\sum_{n=1}^{\infty} \Lambda(n) \chi(n) e\left(\frac{\delta}{x} n\right) \eta(n/x) = I_{q=1} \cdot \widehat{\eta}(-\delta) \cdot x + E \cdot x,$$

where $I_{q=1} = 1$ if $q = 1$, $I_{q=1} = 0$ if $q \neq 1$, and

$$|E| \leq 1.3482 \cdot 10^{-14} + \frac{1.617 \cdot 10^{-10}}{q} + \frac{1}{\sqrt{x}} \left(\frac{499900}{\sqrt{q}} + 52 \right).$$

If $q = 1$, we have the sharper bound

$$|E| \leq 4.772 \cdot 10^{-11} + \frac{251400}{\sqrt{x}}.$$

This is a paradigmatic example, in that, following the proof given in §9.4, we can bound exponential sums with weights of the form $h_H(t)e^{-t^2/2}$, where h_H is a band-limited approximation to just about any continuous function of our choosing.

Lastly, we will need an explicit estimate of the ℓ_2 norm corresponding to the sum in Thm. 7.1.4, for the trivial character.

Proposition 7.1.5. *Let $\eta(t) = \eta_+(t) = h_H(t)te^{-t^2/2}$, where h_H is as in (7.6) and $H = 200$. Let x be a real number $\geq 10^{12}$.*

Then

$$\begin{aligned} \sum_{n=1}^{\infty} \Lambda(n) (\log n) \eta^2(n/x) &= x \cdot \int_0^{\infty} \eta_+^2(t) \log xt \, dt + E_1 \cdot x \log x \\ &= 0.640206x \log x - 0.021095x + E_2 \cdot x \log x, \end{aligned}$$

where

$$|E_1| \leq 5.123 \cdot 10^{-15} + \frac{366.91}{\sqrt{x}} \quad |E_2| \leq 2 \cdot 10^{-6} + \frac{366.91}{\sqrt{x}}.$$

7.2 Main ideas

An explicit formula gives an expression

$$S_{\eta, \chi}(\delta/x, x) = I_{q=1} \widehat{\eta}(-\delta)x - \sum_{\rho} F_{\delta}(\rho)x^{\rho} + \text{small error}, \quad (7.7)$$

where $I_{q=1} = 1$ if $q = 1$ and $I_{q=1} = 0$ otherwise. Here ρ runs over the complex numbers ρ with $L(\rho, \chi) = 0$ and $0 < \Re(\rho) < 1$ (“non-trivial zeros”). The function F_δ is the Mellin transform of $e(\delta t)\eta(t)$ (see §2.4).

The questions are then: where are the non-trivial zeros ρ of $L(s, \chi)$? How fast does $F_\delta(\rho)$ decay as $\Im(\rho) \rightarrow \pm\infty$?

Write $\sigma = \Re(s)$, $\tau = \Im(s)$. The belief is, of course, that $\sigma = 1/2$ for every non-trivial zero (Generalized Riemann Hypothesis), but this is far from proven. Most work to date has used zero-free regions of the form $\sigma \leq 1 - 1/C \log q|\tau|$, C a constant. This is a classical zero-free region, going back, qualitatively, to de la Vallée-Poussin (1899). The best values of C known are due to McCurley [McC84a] and Kadiri [Kad05].

These regions seem too narrow to yield a proof of the three-primes theorem. What we will use instead is a finite verification of GRH “up to T_q ”, i.e., a computation showing that, for every Dirichlet character of conductor $q \leq r_0$ (r_0 a constant, as above), every non-trivial zero $\rho = \sigma + i\tau$ with $|\tau| \leq T_q$ satisfies $\Re(\sigma) = 1/2$. Such verifications go back to Riemann; modern computer-based methods are descended in part from a paper by Turing [Tur53]. (See the historical article [Boo06b].) In his thesis [Pla11], D. Platt gave a rigorous verification for $r_0 = 10^5$, $T_q = 10^8/q$. In coordination with the present work, he has extended this to

- all odd $q \leq 3 \cdot 10^5$, with $T_q = 10^8/q$,
- all even $q \leq 4 \cdot 10^5$, with $T_q = \max(10^8/q, 200 + 7.5 \cdot 10^7/q)$.

This was a major computational effort, involving, in particular, a fast implementation of interval arithmetic (used for the sake of rigor).

What remains to discuss, then, is how to choose η in such a way $F_\delta(\rho)$ decreases fast enough as $|\tau|$ increases, so that (7.7) gives a good estimate. We cannot hope for $F_\delta(\rho)$ to start decreasing consistently before $|\tau|$ is at least as large as a constant times $|\delta|$. Since δ varies within $(-cr_0/q, cr_0/q)$, this explains why T_q is taken inversely proportional to q in the above. As we will work with $r_0 \geq 150000$, we also see that we have little margin for maneuver: we want $F_\delta(\rho)$ to be extremely small already for, say, $|\tau| \geq 80|\delta|$. We also have a Scylla-and-Charybdis situation, courtesy of the uncertainty principle: roughly speaking, $F_\delta(\rho)$ cannot decrease faster than exponentially on $|\tau|/|\delta|$ both for $|\delta| \leq 1$ and for δ large.

The most delicate case is that of δ large, since then $|\tau|/|\delta|$ is small. It turns out we can manage to get decay that is much faster than exponential for δ large, while no slower than exponential for δ small. This we will achieve by working with smoothing functions based on the (one-sided) Gaussian $\eta_\nabla(t) = e^{-t^2/2}$.

The Mellin transform of the twisted Gaussian $e(\delta t)e^{-t^2/2}$ is a parabolic cylinder function $U(a, z)$ with z purely imaginary. Since fully explicit estimates for $U(a, z)$, z imaginary, have not been worked in the literature, we will have to derive them ourselves.

Once we have fully explicit estimates for the Mellin transform of the twisted Gaussian, we are able to use essentially any smoothing function based on the Gaussian $\eta_\nabla(t) = e^{-t^2/2}$. As we already saw, we can and will consider smoothing functions obtained by convolving the twisted Gaussian with another function and also functions obtained by multiplying the twisted Gaussian with another function. All we need to

do is use an explicit formula of the right kind – that is, a formula that does not assume too much about the smoothing function or the region of holomorphy of its Mellin transform, but still gives very good error terms, with simple expressions.

All results here will be based on a single, general explicit formula (Lem. 9.1.1) valid for all our purposes. The contribution of the zeros in the critical trip can be handled in a unified way (Lemmas 9.1.3 and 9.1.4). All that has to be done for each smoothing function is to bound a simple integral (in (9.24)). We then apply a finite verification of GRH and are done.

Chapter 8

The Mellin transform of the twisted Gaussian

Our aim in this chapter is to give fully explicit, yet relatively simple bounds for the Mellin transform $F_\delta(\rho)$ of $e(\delta t)\eta_\heartsuit(t)$, where $\eta_\heartsuit(t) = e^{-t^2/2}$ and δ is arbitrary. The rapid decay that results will establish that the Gaussian η_\heartsuit is a very good choice for a smoothing, particularly when the smoothing has to be twisted by an additive character $e(\delta t)$.

The Gaussian smoothing has been used before in number theory; see, notably, Heath-Brown's well-known paper on the fourth power moment of the Riemann zeta function [HB79]. What is new here is that we will derive fully explicit bounds on the Mellin transform of the twisted Gaussian. This means that the Gaussian smoothing will be a real option in explicit work on exponential sums in number theory and elsewhere from now on.¹

Theorem 8.0.1. *Let $f_\delta(t) = e^{-t^2/2}e(\delta t)$, $\delta \in \mathbb{R}$. Let F_δ be the Mellin transform of f_δ . Let $s = \sigma + i\tau$, $\sigma \geq 0$, $\tau \neq 0$. Let $\ell = -2\pi\delta$. Then, if $\text{sgn}(\delta) \neq \text{sgn}(\tau)$ and $\delta \neq 0$,*

$$|F_\delta(s)| \leq |\Gamma(s)| e^{\frac{\pi}{2}\tau} e^{-E(\rho)\tau} \cdot \begin{cases} c_{1,\sigma,\tau}/\tau^{\sigma/2} & \text{for } \rho \text{ arbitrary,} \\ c_{2,\sigma,\tau}/\ell^\sigma & \text{for } \rho \leq 3/2. \end{cases} \quad (8.1)$$

¹ There has also been work using the Gaussian after a logarithmic change of variables; see, in particular, [Leh66]. In that case, the Mellin transform is simply a Gaussian (as in, e.g., [MV07, Ex. XII.2.9]). However, for δ non-zero, the Mellin transform of a twist $e(\delta t)e^{-(\log t)^2/2}$ decays very slowly, and thus would not be useful for our purposes, or, in general, for most applications in which GRH is not assumed.

where $\rho = 4\tau/\ell^2$,

$$\begin{aligned} E(\rho) &= \frac{1}{2} \left(\arccos \frac{1}{v(\rho)} - \frac{2(v(\rho) - 1)}{\rho} \right), \\ c_{1,\sigma,\tau} &= \frac{1}{2} \left(1 + 2^{\frac{1}{4}} \left(\frac{2}{1 + \sin^2 \frac{\pi}{8}} \right)^{\sigma/2} + \frac{e^{-\left(\frac{\sqrt{2}-1}{2}\right)\tau}}{\left(\tan \frac{\pi}{8}\right)^\sigma} \right) \\ c_{2,\sigma,\tau} &= \frac{1}{2} \left(1 + \min \left(2^{\sigma+\frac{1}{2}}, \frac{\sqrt{\sec \frac{2\pi}{5}}}{\left(\sin \frac{\pi}{5}\right)^\sigma} \right) + \frac{e^{-\frac{\tau}{6}}}{(1/\sqrt{3})^\sigma} \right). \end{aligned} \quad (8.2)$$

and

$$v(\rho) = \sqrt{\frac{1 + \sqrt{\rho^2 + 1}}{2}}.$$

If $\text{sgn}(\delta) = \text{sgn}(\tau)$ or $\delta = 0$,

$$|F_\delta(s)| \leq |x_0|^{-\sigma} \cdot e^{-\frac{1}{2}\ell^2} |\Gamma(s)| e^{\frac{\pi}{2}|\tau|} \cdot \left(\left(1 + \frac{\pi}{2^{3/2}} \right) e^{-\frac{\pi}{4}|\tau|} + \frac{1}{2} e^{-\pi|\tau|} \right), \quad (8.3)$$

where

$$|x_0| \geq \begin{cases} 0.51729\sqrt{\tau} & \text{for } \rho \text{ arbitrary,} \\ 0.84473 \frac{|\tau|}{|\ell|} & \text{for } \rho \leq 3/2. \end{cases} \quad (8.4)$$

As we shall see, the choice of smoothing function $\eta(t) = e^{-t^2/2}$ can be easily motivated by the method of stationary phase, but the problem is actually solved by the saddle-point method. One of the challenges here is to keep all expressions explicit and practical.

(In particular, the more critical estimate, (8.1), is optimal up to a constant depending on σ ; the constants we give will be good rather than optimal.)

The expressions in Thm. 8.0.1 can be easily simplified further, especially if one is ready to introduce some mild constraints and make some sacrifices in the main term.

Corollary 8.0.2. *Let $f_\delta(t) = e^{-t^2/2}e(\delta t)$, $\delta \in \mathbb{R}$. Let F_δ be the Mellin transform of f_δ . Let $s = \sigma + i\tau$, where $\sigma \in [0, 1]$ and $|\tau| \geq 20$. Then, for $0 \leq k \leq 2$,*

$$|F_\delta(s+k)| + |F_\delta((1-s)+k)| \leq \begin{cases} \kappa_{k,0} \left(\frac{|\tau|}{|\ell|} \right)^k e^{-0.1065 \left(\frac{2|\tau|}{|\ell|} \right)^2} & \text{if } 4|\tau|/\ell^2 < 3/2. \\ \kappa_{k,1} |\tau|^{k/2} e^{-0.1598|\tau|} & \text{if } 4|\tau|/\ell^2 \geq 3/2. \end{cases}$$

where

$$\begin{aligned} \kappa_{0,0} &\leq 3.001, & \kappa_{1,0} &\leq 4.903, & \kappa_{2,0} &\leq 7.96, \\ \kappa_{0,1} &\leq 3.286, & \kappa_{1,1} &\leq 4.017, & \kappa_{2,1} &\leq 5.13. \end{aligned}$$

We are considering $F_\delta(s+k)$, and not just $F_\delta(s)$, because bounding $F_\delta(s+k)$ enables us to work with smoothing functions equal to or based on $t^k e^{-t^2/2}$. Clearly, we can easily derive bounds with k arbitrary from Thm. 8.0.1. It is just that we will

use $k = 0, 1, 2$ in practice. Corollary 8.0.2 is meant to be applied to cases where τ is larger than a constant (10, say) times $|\ell|$, and σ cannot be bounded away from 1; if either condition fails to hold, it is better to apply Theorem 8.0.1 directly.

Let us end by a remark that may be relevant to applications outside number theory. By (8.9), Thm. 8.0.1 gives us bounds on the parabolic cylinder function $U(a, z)$ for z purely imaginary. (Surprisingly, there seem to have been no fully explicit bounds for this case in the literature.) The bounds are useful when $|\Im(a)|$ is at least somewhat larger than $|\Im(z)|$ (i.e., when $|\tau|$ is large compared to ℓ). While the Thm. 8.0.1 is stated for $\sigma \geq 0$ (i.e., for $\Re(a) \geq -1/2$), extending the result to larger half-planes for a is not hard.

8.1 How to choose a smoothing function?

Let us motivate our choice of smoothing function η . The method of *stationary phase* ([Olv74, §4.11], [Won01, §II.3]) suggests that the main contribution to the integral

$$F_\delta(t) = \int_0^\infty e(\delta t) \eta(t) t^s \frac{dt}{t} \quad (8.5)$$

should come when the phase has derivative 0. The phase part of (8.5) is

$$e(\delta t) t^{\Im(s)i} = e^{(2\pi\delta t + \tau \log t)i}$$

(where we write $s = \sigma + i\tau$); clearly,

$$(2\pi\delta t + \tau \log t)' = 2\pi\delta + \frac{\tau}{t} = 0$$

when $t = -\tau/2\pi\delta$. This is meaningful when $t \geq 0$, i.e., $\operatorname{sgn}(\tau) \neq \operatorname{sgn}(\delta)$. The contribution of $t = -\tau/2\pi\delta$ to (8.5) is then

$$\eta(t) e(\delta t) t^{s-1} = \eta\left(\frac{-\tau}{2\pi\delta}\right) e^{-i\tau} \left(\frac{-\tau}{2\pi\delta}\right)^{\sigma+i\tau-1} \quad (8.6)$$

multiplied by a “width” approximately equal to a constant divided by

$$\sqrt{|(2\pi i\delta t + \tau \log t)''|} = \sqrt{|-\tau/t^2|} = \frac{2\pi|\delta|}{\sqrt{|\tau|}}.$$

The absolute value of (8.6) is

$$\eta\left(-\frac{\tau}{2\pi\delta}\right) \cdot \left|\frac{-\tau}{2\pi\delta}\right|^{\sigma-1}. \quad (8.7)$$

In other words, if $\operatorname{sgn}(\tau) \neq \operatorname{sgn}(\delta)$ and δ is not too small, asking that $F_\delta(\sigma + i\tau)$ decay rapidly as $|\tau| \rightarrow \infty$ amounts to asking that $\eta(t)$ decay rapidly as $t \rightarrow 0$. Thus, if we ask for $F_\delta(\sigma + i\tau)$ to decay rapidly as $|\tau| \rightarrow \infty$ for all moderate δ , we are requesting that

1. $\eta(t)$ decay rapidly as $t \rightarrow \infty$,
2. the Mellin transform $F_\delta(\sigma + i\tau)$ decay rapidly as $\tau \rightarrow \pm\infty$.

Requirement (2) is there because we also need to consider $F_\delta(\sigma + it)$ for δ very small, and, in particular, for $\delta = 0$.

There is clearly an uncertainty-principle issue here; one cannot do arbitrarily well in both aspects at the same time. Once we are conscious of this, the choice $\eta(t) = e^{-t}$ in Hardy-Littlewood actually looks fairly good: obviously, $\eta(t) = e^{-t}$ decays exponentially, and its Mellin transform $\Gamma(s + i\tau)$ also decays exponentially as $\tau \rightarrow \pm\infty$. Moreover, for this choice of η , the Mellin transform $F_\delta(s)$ can be written explicitly: $F_\delta(s) = \Gamma(s)/(1 - 2\pi i\delta)^s$.

It is not hard to work out an explicit formula² for $\eta(t) = e^{-t}$. However, it is not hard to see that, for $F_\delta(s)$ as above, $F_\delta(1/2 + it)$ decays like $e^{-t/2\pi|\delta|}$, just as we expected from (8.7). This is a little too slow for our purposes: we will often have to work with relatively large δ , and we would like to have to check the zeroes of L functions only up to relatively low heights t – say, up to $50|\delta|$. Then $e^{-t/2\pi|\delta|} > e^{-8} = 0.00033\dots$, which is not very small. We will settle for a different choice of η : the Gaussian.

The decay of the Gaussian smoothing function $\eta(t) = e^{-t^2/2}$ is much faster than exponential. Its Mellin transform is $\Gamma(s/2)$, which decays exponentially as $\Im(s) \rightarrow \pm\infty$. Moreover, the Mellin transform $F_\delta(s)$ ($\delta \neq 0$), while not an elementary or very commonly occurring function, equals (after a change of variables) a relatively well-studied special function, namely, a parabolic cylinder function $U(a, z)$ (or, in Whittaker’s [Whi03] notation, $D_{-a-1/2}(z)$).

For δ not too small, the main term will indeed work out to be proportional to $e^{-(\tau/2\pi\delta)^2/2}$, as the method of stationary phase indicated. This is, of course, much better than $e^{-\tau/2\pi|\delta|}$. The “cost” is that the Mellin transform $\Gamma(s/2)$ for $\delta = 0$ now decays like $e^{-(\pi/4)|\tau|}$ rather than $e^{-(\pi/2)|\tau|}$. This we can certainly afford.

8.2 The twisted Gaussian: overview and setup

8.2.1 Relation to the existing literature

We wish to approximate the Mellin transform

$$F_\delta(s) = \int_0^\infty e^{-t^2/2} e(\delta t) t^s \frac{dt}{t}, \quad (8.8)$$

where $\delta \in \mathbb{R}$. The parabolic cylinder function $U : \mathbb{C}^2 \rightarrow \mathbb{C}$ is given by

$$U(a, z) = \frac{e^{-z^2/4}}{\Gamma(\frac{1}{2} + a)} \int_0^\infty t^{a-\frac{1}{2}} e^{-\frac{1}{2}t^2 - zt} dt$$

²There may be a minor gap in the literature in this respect. The explicit formula given in [HL22, Lemma 4] does not make all constants explicit. The constants and trivial-zero terms were fully worked out for $q = 1$ by [Wig20] (cited in [MV07, Exercise 12.1.1.8(c)]; the sign of $\text{hyp}_{\kappa, q}(z)$ there seems to be off). As was pointed out by Landau (see [Har66, p. 628]), [HL22] seems to neglect the effect of the zeros ρ with $\Re(\rho) = 0$, $\Im(\rho) \neq 0$ for χ non-primitive. (The author thanks R. C. Vaughan for this information and the references.)

for $\Re(a) > -1/2$; the function can be extended to all $a, z \in \mathbb{C}$ either by analytic continuation or by other integral representations ([AS64, §19.5], [Tem10, §12.5(i)]). Hence

$$F_\delta(s) = e^{(\pi i \delta)^2} \Gamma(s) U\left(s - \frac{1}{2}, -2\pi i \delta\right). \quad (8.9)$$

The second argument of U is purely imaginary; it would be otherwise if a Gaussian of non-zero mean were chosen.

Let us briefly discuss the state of knowledge up to date on Mellin transforms of “twisted” Gaussian smoothings, that is, $e^{-t^2/2}$ multiplied by an additive character $e(\delta t)$. As we have just seen, these Mellin transforms are precisely the parabolic cylinder functions $U(a, z)$.

The function $U(a, z)$ has been well-studied for a and z real; see, e.g., [Tem10]. Less attention has been paid to the more general case of a and z complex. The most notable exception is by far the work of Olver [Olv58], [Olv59], [Olv61], [Olv65]; he gave asymptotic series for $U(a, z)$, $a, z \in \mathbb{C}$. These were asymptotic series in the sense of Poincaré, and thus not in general convergent; they would solve our problem if and only if they came with error term bounds. Unfortunately, it would seem that all fully explicit error terms in the literature are either for a and z real, or for a and z outside our range of interest (see both Olver’s work and [TV03].) The bounds in [Olv61] involve non-explicit constants. Thus, we will have to find expressions with explicit error bounds ourselves. Our case is that of a in the critical strip, z purely imaginary.

8.2.2 General approach

We will use the *saddle-point method* (see, e.g., [dB81, §5], [Olv74, §4.7], [Won01, §II.4]) to obtain bounds with an optimal leading-order term and small error terms. (We used the stationary-phase method solely as an exploratory tool.)

What do we expect to obtain? Both the asymptotic expressions in [Olv59] and the bounds in [Olv61] make clear that, if the sign of $\tau = \Im(s)$ is different from that of δ , there will be a change in behavior when τ gets to be of size about $(2\pi\delta)^2$. This is unsurprising, given our discussion using stationary phase: for $|\Im(a)|$ smaller than a constant times $|\Im(z)|^2$, the term proportional to $e^{-(\pi/4)|\tau|} = e^{-|\Im(a)|/2}$ should be dominant, whereas for $|\Im(a)|$ much larger than a constant times $|\Im(z)|^2$, the term proportional to $e^{-\frac{1}{2}(\frac{\tau}{2\pi\delta})^2}$ should be dominant.

There is one important difference between the approach we will follow here and that in [Hela]. In [Hela], the integral (8.8) was estimated by a direct application of the saddle-point method. Here, following a suggestion of N. Temme, we will use the identity

$$U(a, z) = \frac{e^{\frac{1}{4}z^2}}{\sqrt{2\pi i}} \int_{c-i\infty}^{c+i\infty} e^{-zu + \frac{u^2}{2}} u^{-a-\frac{1}{2}} du \quad (8.10)$$

(see, e.g., [OLBC10, (12.5.6)]; $c > 0$ is arbitrary). Together, (8.9) and (8.10) give us that

$$F_\delta(s) = \frac{e^{-2\pi^2\delta^2}\Gamma(s)}{\sqrt{2\pi i}} \int_{c-i\infty}^{c+i\infty} e^{2\pi i\delta u + \frac{u^2}{2}} u^{-s} du. \quad (8.11)$$

Estimating the integral in (8.11) turns out to be a somewhat cleaner task than estimating (8.8). The overall procedure, however, is in essence the same in both cases.

We write

$$\phi(u) = -\frac{u^2}{2} - (2\pi i\delta)u + i\tau \log u \quad (8.12)$$

for u real or complex, so that the integral in (8.11) equals

$$I(s) = \int_{c-i\infty}^{c+i\infty} e^{-\phi(u)} u^{-s} du. \quad (8.13)$$

We wish to find a saddle point. A saddle point is a point u at which $\phi'(u) = 0$. This means that

$$-u - 2\pi i\delta + \frac{i\tau}{u} = 0, \quad \text{i.e.,} \quad u^2 - i\ell u - i\tau = 0, \quad (8.14)$$

where $\ell = -2\pi\delta$. The solutions to $\phi'(u) = 0$ are thus

$$u_0 = \frac{i\ell \pm \sqrt{-\ell^2 + 4i\tau}}{2}. \quad (8.15)$$

The value of $\phi(u)$ at u_0 is

$$\begin{aligned} \phi(u_0) &= -\frac{i\ell u_0 + i\tau}{2} + i\ell u_0 + i\tau \log u_0 \\ &= \frac{i\ell}{2} u_0 + i\tau \log \frac{u_0}{\sqrt{e}}. \end{aligned} \quad (8.16)$$

The second derivative at u_0 is

$$\phi''(u_0) = -\frac{1}{u_0^2} (u_0^2 + i\tau) = -\frac{1}{u_0^2} (i\ell u_0 + 2i\tau). \quad (8.17)$$

Assign the names $u_{0,+}$, $u_{0,-}$ to the roots in (8.15) according to the sign in front of the square-root (where the square-root is defined so as to have its argument in the interval $(-\pi/2, \pi/2]$). We will actually have to pay attention just to $u_{0,+}$, since, unlike $u_{0,-}$, it lies on the right half of the plane, where our contour of integration also lies. We remark that

$$u_{0,+} = \frac{i\ell + |\ell| \sqrt{-1 + \frac{4i\tau}{\ell^2}}}{2} = \frac{\ell}{2} \left(i \pm \sqrt{-1 + \frac{4\tau}{\ell^2} i} \right) \quad (8.18)$$

where the sign \pm is $+$ if $\ell > 0$ and $-$ if $\ell < 0$. If $\ell = 0$, then $u_{0,+} = (1/\sqrt{2} + i/\sqrt{2})\sqrt{\tau}$.

We can assume without loss of generality that $\tau \geq 0$. We will find it convenient to assume $\tau > 0$, since we can deal with $\tau = 0$ simply by letting $\tau \rightarrow 0^+$.

8.3 The saddle point

8.3.1 The coordinates of the saddle point

We should start by determining $u_{0,+}$ explicitly, both in rectangular and polar coordinates. For one thing, we will need to estimate the integrand in (8.13) for $u = u_{0,+}$. The absolute value of the integrand is then $|e^{-\phi(u_{0,+})} u_{0,+}^{-\sigma}| = |u_{0,+}|^{-\sigma} e^{-\Re\phi(u_{0,+})}$, and, by (8.16),

$$\Re\phi(u_{0,+}) = -\frac{\ell}{2}\Im(u_{0,+}) - \arg(u_{0,+})\tau. \quad (8.19)$$

If $\ell = 0$, we already know that $\Re(u_{0,+}) = \Im(u_{0,+}) = \sqrt{\tau/2}$, $|u_{0,+}| = \sqrt{\tau}$ and $\arg u_{0,+} = \pi/4$. Assume from now on that $\ell \neq 0$.

We will use the expression for $u_{0,+}$ in (8.18). Solving a quadratic equation, we see that

$$\sqrt{-1 + \frac{4\tau}{\ell^2}}i = \sqrt{\frac{j(\rho) - 1}{2}} + i\sqrt{\frac{j(\rho) + 1}{2}}, \quad (8.20)$$

where $j(\rho) = (1 + \rho^2)^{1/2}$ and $\rho = 4\tau/\ell^2$. Hence

$$\Re(u_{0,+}) = \pm \frac{\ell}{2} \sqrt{\frac{j(\rho) - 1}{2}}, \quad \Im(u_{0,+}) = \frac{\ell}{2} \left(1 \pm \sqrt{\frac{j(\rho) + 1}{2}} \right). \quad (8.21)$$

Here and in what follows, the sign \pm is $+$ if $\ell > 0$ and $-$ if $\ell < 0$. (Notice that $\Re(u_{0,+})$ and $\Im(u_{0,+})$ are always positive, except for $\tau = \ell = 0$, in which case $\Re(u_{0,+}) = \Im(u_{0,+}) = 0$.) By (8.21),

$$\begin{aligned} |u_{0,+}| &= \frac{|\ell|}{2} \cdot \left| \sqrt{\frac{-1 + j(\rho)}{2}} + \left(1 \pm \sqrt{\frac{1 + j(\rho)}{2}} \right) i \right| \\ &= \frac{|\ell|}{2} \sqrt{\frac{-1 + j(\rho)}{2} + \frac{1 + j(\rho)}{2} + 1 \pm 2\sqrt{\frac{1 + j(\rho)}{2}}} \\ &= \frac{|\ell|}{2} \sqrt{1 + j(\rho) \pm 2\sqrt{\frac{1 + j(\rho)}{2}}} = \frac{|\ell|}{\sqrt{2}} \sqrt{v(\rho)^2 \pm v(\rho)}, \end{aligned} \quad (8.22)$$

where $v(\rho) = \sqrt{(1 + j(\rho))/2}$. We now compute the argument of $u_{0,+}$:

$$\begin{aligned}
\arg(u_{0,+}) &= \arg\left(\ell\left(i \pm \sqrt{-1 + i\rho}\right)\right) \\
&= \arg\left(\sqrt{\frac{-1 + j(\rho)}{2}} + i\left(\pm 1 + \sqrt{\frac{1 + j(\rho)}{2}}\right)\right) \\
&= \arcsin\left(\frac{\pm 1 + \sqrt{\frac{1 + j(\rho)}{2}}}{\sqrt{1 + j(\rho) \pm 2\sqrt{\frac{1 + j(\rho)}{2}}}}\right) = \arcsin\left(\frac{\sqrt{\pm 1 + \sqrt{\frac{1 + j(\rho)}{2}}}}{\sqrt{2\sqrt{\frac{1 + j(\rho)}{2}}}}\right) \\
&= \arcsin\left(\sqrt{\frac{1}{2}\left(1 \pm \sqrt{\frac{2}{1 + j(\rho)}}\right)}\right) = \frac{\pi}{2} - \frac{1}{2}\arccos\left(\pm\sqrt{\frac{2}{1 + j(\rho)}}\right)
\end{aligned} \tag{8.23}$$

(by $\cos(\pi - 2\theta) = -\cos 2\theta = 2\sin^2 \theta - 1$). Thus

$$\arg(u_{0,+}) = \begin{cases} \frac{\pi}{2} - \frac{1}{2}\arccos \frac{1}{v(\rho)} = \frac{1}{2}\arccos \frac{-1}{v(\rho)} & \text{if } \ell > 0, \\ \frac{1}{2}\arccos \frac{1}{v(\rho)} & \text{if } \ell < 0. \end{cases} \tag{8.24}$$

In particular, $\arg(u_{0,+})$ lies in $[0, \pi/2]$, and is close to $\pi/2$ only when $\ell > 0$ and $\rho \rightarrow 0^+$. Here and elsewhere, we follow the convention that \arcsin and \arctan have image in $[-\pi/2, \pi/2]$, whereas \arccos has image in $[0, \pi]$.

8.3.2 The direction of steepest descent

As is customary in the saddle-point method, it is now time to determine the direction of steepest descent at the saddle-point $u_{0,+}$. Even if we decide to use a contour that goes through the saddle-point in a direction that is not quite optimal, it will be useful to know what the direction w of steepest descent actually is. A contour that passes through the saddle-point making an angle between $-\pi/4 + \epsilon$ and $\pi/4 - \epsilon$ with w may be acceptable, in that the contribution of the saddle point is then suboptimal by at most a bounded factor depending on ϵ ; an angle approaching $-\pi/4$ or $\pi/4$ leads to a contribution suboptimal by an unbounded factor.

Let $w \in \mathbb{C}$ be the unit vector pointing in the direction of steepest descent. Then, by definition, $w^2\phi''(u_{0,+})$ is real and positive, where ϕ is as in (8.12). Thus $\arg(w) = -\arg(\phi''(u_{0,+}))/2 \bmod \pi$. (The direction of steepest descent is defined only modulo π .) By (8.17),

$$\begin{aligned}
\arg(\phi''(u_{0,+})) &= -\pi + \arg(i\ell u_{0,+} + 2i\tau) - 2\arg(u_{0,+}) \bmod 2\pi \\
&= -\frac{\pi}{2} + \arg(\ell u_{0,+} + 2\tau) - 2\arg(u_{0,+}) \bmod 2\pi.
\end{aligned}$$

By (8.21),

$$\begin{aligned}\Re(\ell u_{0,+} + 2\tau) &= \frac{\ell^2}{2} \left(\pm \sqrt{\frac{j(\rho)-1}{2}} + \frac{4\tau}{\ell^2} \right) = \frac{\ell^2}{2} \left(\rho \pm \sqrt{\frac{j(\rho)-1}{2}} \right), \\ \Im(\ell u_{0,+} + 2\tau) &= \frac{\ell^2}{2} \left(1 \pm \sqrt{\frac{j(\rho)+1}{2}} \right).\end{aligned}$$

Therefore, $\arg(\ell u_{0,+} + 2\tau) = \arctan \varpi$, where

$$\varpi = \frac{1 \pm \sqrt{\frac{j(\rho)+1}{2}}}{\rho \pm \sqrt{\frac{j(\rho)-1}{2}}}$$

It is easy to check that $\operatorname{sgn} \varpi = \operatorname{sgn} \ell$. Hence,

$$\arctan \varpi = \pm \frac{\pi}{2} - \arctan \left(\frac{\rho \pm \sqrt{\frac{j(\rho)-1}{2}}}{1 \pm \sqrt{\frac{j(\rho)+1}{2}}} \right).$$

At the same time,

$$\begin{aligned}\frac{\rho \pm \sqrt{\frac{j-1}{2}}}{1 \pm \sqrt{\frac{j+1}{2}}} &= \frac{\left(\rho \pm \sqrt{\frac{j-1}{2}} \right) \left(1 \mp \sqrt{\frac{j+1}{2}} \right)}{1 - \frac{j+1}{2}} = \frac{\rho \pm \sqrt{2(j-1)} \mp \rho \sqrt{2(j+1)}}{1-j} \\ &= \frac{\rho \pm \sqrt{\frac{2}{j+1}} \left(\sqrt{j^2-1} - \rho \cdot (j+1) \right)}{1-j} = \frac{\rho \pm \frac{1}{v}(\rho - \rho \cdot (j+1))}{1-j} \\ &= \frac{\rho(1 \mp j/v)}{1-j} = \frac{(-1 \pm j/v)(j+1)}{\rho} = \frac{2v(-v \pm j)}{\rho}.\end{aligned}\tag{8.25}$$

Hence, modulo 2π ,

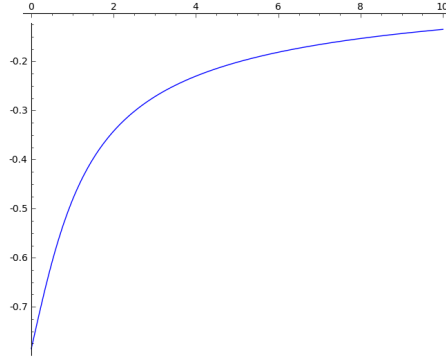
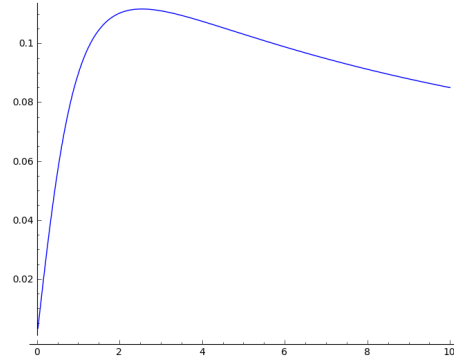
$$\arg(\phi''(u_{0,+})) = -\arctan \frac{2v(-v \pm j)}{\rho} - 2\arg(u_{0,+}) - \begin{cases} 0 & \text{if } \ell \geq 0 \\ \pi & \text{if } \ell < 0. \end{cases}$$

Therefore, the direction of steepest descent is

$$\arg(w) = -\frac{\arg(\phi''(u_{0,+}))}{2} = \arg(u_{0,+}) + \frac{1}{2} \arctan \frac{2v(-v \pm j)}{\rho} + \begin{cases} 0 & \text{if } \ell \geq 0 \\ \frac{\pi}{2} & \text{if } \ell < 0. \end{cases}\tag{8.26}$$

By (8.24) and $\arccos 1/v = \arctan \sqrt{v^2-1} = \arctan \sqrt{(j-1)/2}$, we conclude that

$$\arg(w) = \begin{cases} \frac{\pi}{2} + \frac{1}{2} \left(-\arctan \frac{2v(j+v)}{\rho} + \arctan \sqrt{\frac{j-1}{2}} \right) & \text{if } \ell < 0, \\ \frac{\pi}{2} + \frac{1}{2} \left(\arctan \frac{2v(j-v)}{\rho} - \arctan \sqrt{\frac{j-1}{2}} \right) & \text{if } \ell \geq 0. \end{cases}\tag{8.27}$$

Figure 8.1: $\arg(w) - \pi/2$ as a function of ρ for $\ell < 0$ Figure 8.2: $\arg(w) - \pi/2$ as a function of ρ for $\ell \geq 0$

There is nothing wrong in using plots here to get an idea of the behavior of $\arg(w)$, since, at any rate, the direction of steepest descent will play only an advisory role in our choices. See Figures 8.1 and 8.2.

8.4 The integral over the contour

We must now choose the contour of integration. The optimal contour should be one on which the phase of the integrand in (8.13) is constant, i.e., $\Im(\phi(u))$ is constant. This is so because, throughout the contour, we want to keep descending from the saddle as rapidly as possible, and so we want to maximize the absolute value of the derivative of the real part of the exponent $-\phi(u)$. At any point u , if we are to maximize $|\Re(d\phi(u)/dt)|$, we want our contour to be such that $\Im(d\phi(u)/dt) = 0$. (We can also see this as follows: if $\Im(\phi(u))$ is constant, there is no cancellation in (8.13) for us to miss.)

Writing $u = x + iy$, we obtain from (8.12) that

$$\Im(\phi(u)) = -xy + \ell x + \tau \log \sqrt{x^2 + y^2}. \quad (8.28)$$

We would thus be considering the curve $\Im(\phi(u)) = c$, where c is a constant. Since we need the contour to pass through the saddle point $u_{0,+}$, we set $c = \Im(\phi(u_{0,+}))$. The only problem is that the curve $\Im(\phi(u)) = 0$ given by (8.28) is rather uncomfortable to work with.

Instead, we shall use several rather simple contours, each appropriate for different values of ℓ and τ .

8.4.1 A simple contour

Assume first that $\ell > 0$. We could just let our contour L be the vertical line going through $u_{0,+}$. Since the direction of steepest descent is never far from vertical (see

(8.2)), this would be a good choice. However, the vertical line has the defect of going too close to the origin when $\rho \rightarrow 0$.

Instead, we will let L consist of three segments: (a) the straight vertical ray

$$\{(x_0, y) : y \geq y_0\},$$

where $x_0 = \Re u_{0,+} \geq 0$, $y_0 = \Im u_{0,+} > 0$; (b) the straight segment going downwards and to the right from $u_{0,+}$ to the x -axis, forming an angle of $\pi/2 - \beta$ (where $\beta > 0$ will be determined later) with the x -axis at a point $(x_1, 0)$; (c) the straight vertical ray $\{(x_1, y) : y \leq 0\}$. Let us call these three segments L_1, L_2, L_3 . Shifting the contour in (8.13), we obtain

$$I = \int_L e^{-\phi(u)} u^{-\sigma} du,$$

and so $|I| \leq I_1 + I_2 + I_3$, where

$$I_j = \int_{L_j} \left| e^{-\phi(u)} u^{-\sigma} \right| |du|. \quad (8.29)$$

As we shall see, we have chosen the segments L_j so that each of the three integrals I_j will be easy to bound.

Let us start with I_1 . Since $\sigma \geq 0$,

$$I_1 \leq |u_{0,+}|^{-\sigma} \int_{y_0}^{\infty} e^{-\Re \phi(x_0 + iy)} dy,$$

where, by (8.12),

$$\Re \phi(x + iy) = \frac{y^2 - x^2}{2} - \ell y - \tau \arg(x + iy). \quad (8.30)$$

Let us expand the expression on the right of (8.30) for $x = x_0$ and y around $y_0 = \Im u_{0,+} > 0$. The constant term is

$$\begin{aligned} \Re \phi(u_{0,+}) &= -\frac{\ell}{2} y_0 - \tau \arg(u_{0,+}) = -\frac{\ell^2}{4} (1 + v(\rho)) - \frac{\tau}{2} \arccos \frac{-1}{v(\rho)} \\ &= -\left(\frac{1 + v(\rho)}{\rho} + \frac{1}{2} \arccos \frac{-1}{v(\rho)} \right) \tau, \end{aligned} \quad (8.31)$$

where we are using (8.19), (8.21) and (8.24).

The linear term vanishes because $u_{0,+}$ is a saddle-point (and thus a local extremum on L). It remains to estimate the quadratic term. Now, in (8.30), the term $\arg(x + iy)$ equals $\arctan(y/x)$, whose quadratic term we should now examine – but, instead, we are about to see that we can bound it trivially. In general, for $t_0, t \in \mathbb{R}$ and $f \in C^2$,

$$f(t) = f(t_0) + f'(t_0) \cdot (t - t_0) + \int_{t_0}^t \int_{t_0}^r f''(s) ds dr. \quad (8.32)$$

Now, $\arctan''(s) = -2s/(s^2 + 1)^2$, and this is negative for $s > 0$ and obeys

$$\arctan''(-s) = -\arctan''(s)$$

for all s . Hence, for $t_0 \geq 0$ and $t \geq -t_0$,

$$\arctan t \leq \arctan t_0 + (\arctan' t_0) \cdot (t - t_0). \quad (8.33)$$

Therefore, in (8.30), we can consider only the quadratic term coming from $(y^2 - x^2)/2$ – namely, $(y - y_0)^2/2$ – and ignore the quadratic term coming from $\arg(x + iy)$. Thus,

$$\Re\phi(x_0 + iy) \geq \frac{(y - y_0)^2}{2} + \Re\phi(u_{0,+}) \quad (8.34)$$

for $y \geq -y_0$, and, in particular, for $y \geq y_0$. Hence,

$$\int_{y_0}^{\infty} e^{-\Re\phi(x_0 + iy)} dy \leq e^{-\Re\phi(u_{0,+})} \int_{y_0}^{\infty} e^{-\frac{1}{2}(y - y_0)^2} dy = \sqrt{\pi/2} \cdot e^{-\Re\phi(u_{0,+})}. \quad (8.35)$$

Notice that, once we choose to use the approximation (8.33), the vertical direction is actually optimal. (In turn, the fact that the direction of steepest descent is close to vertical shows us that we are not losing much by using the approximation (8.33).)

As for $|u_{0,+}|^{-\sigma}$, we will estimate it by the easy bound

$$|u_{0,+}| = \frac{\ell}{\sqrt{2}} \sqrt{v^2 + v} \geq \frac{\ell}{\sqrt{2}} \max\left(\sqrt{\frac{\rho}{2}}, \sqrt{2}\right) = \max(\sqrt{\tau}, \ell), \quad (8.36)$$

where we use (8.22).

Let us now bound I_2 . As we already said, the linear term at $u_{0,+}$ vanishes. Let u_o be the point at which L_2 meets the line normal to it through the origin. We must take care that the angle formed by the origin, $u_{0,+}$ and u_o be no larger than the angle formed by the origin, $(x_1, 0)$ and u_0 ; this will ensure that we are in the range in which the approximation (8.33) is valid (namely, $t \geq -t_0$, where $t_0 = \tan \alpha_0$). The first angle is $\pi/2 + \beta - \arg u_{0,+}$, whereas the second angle is $\pi/2 - \beta$. Hence, it is enough to set $\beta \leq (\arg u_{0,+})/2$. Then we obtain from (8.12) and (8.33) that

$$\Re\phi(u) \geq \Re\phi(u_{0,+}) - \Re \frac{(u - u_{0,+})^2}{2}. \quad (8.37)$$

If we let $s = |u - u_{0,+}|$, we see that

$$\Re \frac{(u - u_{0,+})^2}{2} = \frac{s^2}{2} \cos\left(2 \cdot \left(\frac{\pi}{2} - \beta\right)\right) = -\frac{s^2}{2} \cos 2\beta.$$

Hence,

$$\begin{aligned} I_2 &\leq |u_o|^{-\sigma} \int_{L_2} e^{-\Re\phi(u)} |du| \\ &< |u_o|^{-\sigma} \int_0^{\infty} e^{-\Re\phi(u_{0,+}) - \frac{s^2}{2} \cos 2\beta} ds = |u_o|^{-\sigma} e^{-\Re\phi(u_{0,+})} \sqrt{\frac{\pi}{2 \cos 2\beta}}. \end{aligned} \quad (8.38)$$

Since $\arg u_o = \arg u_{0,+} - \beta$, we see that, by (8.21),

$$\begin{aligned} |u_o| &= \Re((x_0 + iy_0)(\cos \beta - i \sin \beta)) \\ &= \frac{\ell}{2} \left(\sqrt{\frac{j-1}{2}} \cos \beta + \left(1 + \sqrt{\frac{j+1}{2}}\right) \sin \beta \right). \end{aligned} \quad (8.39)$$

The square of the expression within the outer parentheses is at least

$$\begin{aligned} \frac{j-1}{2} \cos^2 \beta + \left(1 + \frac{j+1}{2} + \sqrt{2(j+1)}\right) \sin^2 \beta + \left(\sqrt{\frac{j^2-1}{4}} + \sqrt{\frac{j-1}{2}}\right) \sin 2\beta \\ \geq \frac{j}{2} + \frac{7}{2} \sin^2 \beta - \frac{1}{2} \cos^2 \beta + \frac{j}{2} \sin^2 \beta. \end{aligned}$$

If $\beta \geq \pi/8$, then $\tan \beta > 1/\sqrt{7}$, and so, since $j > \rho$, we obtain

$$|u_o| \geq \frac{\ell}{2} \sqrt{\frac{j}{2}(1 + \sin^2 \beta)} > \frac{\ell\sqrt{\rho}}{2^{3/2}} \sqrt{1 + \sin^2 \beta}.$$

We can also apply the trivial bound $j \geq 1$ directly to (8.39). Thus,

$$|u_o| \geq \max \left(\sqrt{\frac{\tau}{2}} \sqrt{1 + \sin^2 \beta}, \ell \sin \beta \right).$$

Let us choose β as follows. We could always set $\beta = \pi/8$: since $\arg u_{0,+} \geq \pi/4$, we then have $\beta \leq (\arg u_{0,+})/2$, as required. However, if $\rho \leq 3/2$, then $v(\rho) \leq 1.18381$, and so, by (8.24), $\arg u_{0,+} \geq 1.28842$. We can thus set either $\beta = \pi/6 = 0.523598 \dots$ or $\beta = \pi/5 = 0.628318 \dots$, say, either of which is smaller than $(\arg u_{0,+})/2$. Going back to (8.38), we conclude that

$$I_2 \leq e^{-\Re \phi(u_{0,+})} \cdot \frac{\sqrt{\pi}}{2^{1/4}} \left| \sqrt{\frac{\tau}{2}} \sqrt{1 + \sin^2 \frac{\pi}{8}} \right|^{-\sigma}$$

for ρ arbitrary, and

$$I_2 \leq e^{-\Re \phi(u_{0,+})} \cdot \min \left(\sqrt{\frac{\pi/2}{\cos 2\pi/5}} \cdot \left| \ell \sin \frac{\pi}{5} \right|^{-\sigma}, \sqrt{\pi} \left| \frac{\ell}{2} \right|^{-\sigma} \right)$$

when $v(\rho) \leq 3/2$.

It remains to estimate I_3 . For $u = x_1$,

$$\begin{aligned} -\Re \frac{(u - u_{0,+})^2}{2} &= -\Re \frac{y_0^2 (\tan \beta - i)^2}{2} = \frac{1}{2} (1 - \tan^2 \beta) y_0^2 \\ &\geq (1 - \tan^2 \beta) \cdot \frac{\ell^2}{8} \left(1 + \frac{j+1}{2}\right) \geq \frac{\ell^2}{8} (1 - \tan^2 \beta) \cdot \frac{\rho}{2} \\ &\geq \frac{1}{4} (1 - \tan^2 \beta) \tau, \end{aligned}$$

where we are using (8.21). Thus, (8.37) tells us that

$$\Re \phi(x_1) \geq \Re \phi(u_{0,+}) + \frac{1 - \tan^2 \beta}{4} \tau.$$

At the same time, by (8.30) and $\tau, \ell \geq 0$,

$$\Re \phi(x_1 + iy) \geq \Re \phi(x_1) + \frac{y^2}{2}$$

for $y \leq 0$. Hence

$$\begin{aligned} I_3 &\leq |x_1|^{-\sigma} \int_{L_3} e^{-\Re\phi(u)} |du| \leq |x_1|^{-\sigma} e^{-\Re\phi(x_1)} \int_{-\infty}^0 e^{-y^2/2} dy \\ &\leq |x_1|^{-\sigma} \cdot \sqrt{\frac{\pi}{2}} e^{-\frac{1-\tan^2\beta}{4}\tau} e^{-\Re\phi(u_{0,+})}. \end{aligned}$$

Here note that $x_1 \geq (\tan\beta)|u_{0,+}|$, and so, by (8.36),

$$x_1 \geq \tan\beta \cdot \max(\sqrt{\tau}, \ell).$$

We conclude that, for $\ell > 0$,

$$|I| \leq \left(1 + 2^{\frac{1}{4}} \left(\frac{2}{1 + \sin^2 \frac{\pi}{8}}\right)^{\sigma/2} + \frac{e^{-\left(\frac{\sqrt{2}-1}{2}\right)\tau}}{(\tan \frac{\pi}{8})^\sigma}\right) \cdot \frac{\sqrt{\pi/2}}{\tau^{\sigma/2}} e^{-\Re\phi(u_{0,+})}$$

(since $(1 - \tan^2 \pi/8)/4 = (\sqrt{2} - 1)/2$) and, when $\rho \leq 3/2$,

$$|I| \leq \left(1 + \min\left(2^{\sigma+\frac{1}{2}}, \frac{\sqrt{\sec \frac{2\pi}{5}}}{(\sin \frac{\pi}{5})^\sigma}\right) + \frac{e^{-\frac{\tau}{6}}}{(1/\sqrt{3})^\sigma}\right) \cdot \frac{\sqrt{\pi/2}}{\ell^\sigma} e^{-\Re\phi(u_{0,+})}.$$

We know $\Re\phi(u_{0,+})$ from (8.31). Write

$$E(\rho) = \frac{1}{2} \arccos \frac{1}{v(\rho)} - \frac{v(\rho) - 1}{\rho}, \quad (8.40)$$

so that

$$-\Re\phi(u_{0,+}) = \frac{1 + v(\rho)}{\rho} + \frac{1}{2} \arccos \frac{-1}{v(\rho)} = \frac{\pi}{2} - E(\rho) + \frac{2}{\rho}.$$

To finish, we just need to apply (8.11). It makes sense to group together $\Gamma(s)e^{\frac{\pi}{2}\tau}$, since it is bounded on the critical line (by the classical formula $|\Gamma(1/2 + i\tau)| = \sqrt{\pi}/\cosh \pi\tau$, as in [MV07, Exer. C.1(b)]), and, in general, of slow growth on bounded strips. Using (8.11), and noting that $2\pi^2\delta^2 = \ell^2/2 = (2/\rho) \cdot \tau$, we obtain

$$|F_\delta(s)| \leq |\Gamma(s)| e^{\frac{\pi}{2}\tau} e^{-E(\rho)\tau} \cdot \begin{cases} c_{1,\sigma,\tau}/\tau^{\sigma/2} & \text{for } \rho \text{ arbitrary,} \\ c_{2,\sigma,\tau}/\ell^\sigma & \text{for } \rho \leq 3/2. \end{cases} \quad (8.41)$$

where

$$\begin{aligned} c_{1,\sigma,\tau} &= \frac{1}{2} \left(1 + 2^{\frac{1}{4}} \left(\frac{2}{1 + \sin^2 \frac{\pi}{8}}\right)^{\sigma/2} + \frac{e^{-\left(\frac{\sqrt{2}-1}{2}\right)\tau}}{(\tan \frac{\pi}{8})^\sigma}\right) \\ c_{2,\sigma,\tau} &= \frac{1}{2} \left(1 + \min\left(2^{\sigma+\frac{1}{2}}, \frac{\sqrt{\sec \frac{2\pi}{5}}}{(\sin \frac{\pi}{5})^\sigma}\right) + \frac{e^{-\frac{\tau}{6}}}{(1/\sqrt{3})^\sigma}\right). \end{aligned} \quad (8.42)$$

We have assumed throughout that $\ell \geq 0$ and $\tau \geq 0$. We can immediately obtain a bound valid for $\ell \leq 0$, $\tau \leq 0$, by reflection on the x -axis; we simply put absolute values around τ and ℓ in (8.41).

We see that we have obtained a bound in a neat, closed form without too much effort. Of course, this effortlessness is usually in part illusory; the contour we have used here is actually the product of some trial and error, in that some other contours give results that are comparable in quality but harder to simplify. We will have to choose a different contour when $\operatorname{sgn}(\ell) \neq \operatorname{sgn}(\tau)$.

8.4.2 Another simple contour

We now wish to give a bound for the case of $\operatorname{sgn}(\ell) \neq \operatorname{sgn}(\tau)$, i.e., $\operatorname{sgn}(\delta) = \operatorname{sgn}(\tau)$. We expect a much smaller upper bound than for $\operatorname{sgn}(\ell) = \operatorname{sgn}(\tau)$, given what we already know from the method of stationary phase. This also means that we will not need to be as careful in order to get a bound that is good enough for all practical purposes.

Our contour L will consist of three segments: (a) the straight vertical ray $\{(x_0, y) : y \geq 0\}$, (b) the quarter-circle from $(x_0, 0)$ to $(0, -x_0)$ (that is, an arc where the argument runs from 0 to $-\pi/2$), and (c) the straight vertical ray $\{(0, y) : y \leq -x_0\}$. We call these segments L_1 , L_2 , L_3 , and define the integrals I_1 , I_2 and I_3 just as in (8.29).

Much as before, we have

$$I_1 \leq x_0^{-\sigma} \int_0^\infty e^{-\Re\phi(x_0+iy)} dy.$$

Since (8.33) is valid for $t \geq 0$, (8.34) holds, and so

$$I_1 \leq x_0^{-\sigma} e^{-\Re\phi(u_{0,+})} \int_{-\infty}^\infty e^{-\frac{1}{2}(y-y_0)^2} dy = x_0^{-\sigma} \sqrt{2\pi} \cdot e^{-\Re\phi(u_{0,+})}.$$

By (8.12) and (8.30),

$$I_2 \leq x_0^{-\sigma} \int_{L_2} e^{-\Re\phi(u)} du = x_0^{1-\sigma} \int_0^{\pi/2} e^{-\left(-\frac{x_0^2 \cos 2\alpha}{2} + \ell x_0 \sin \alpha + \tau \alpha\right)} d\alpha. \quad (8.43)$$

Now, for $\alpha \geq 0$ and $\ell \leq 0$,

$$(\ell x_0 \sin \alpha + \tau \alpha)' = \ell x_0 \cos \alpha + \tau \geq \ell x_0 + \tau.$$

Since $j = \sqrt{1+\rho^2} \leq 1 + \rho^2/2$, we have $\sqrt{(j-1)/2} \leq \rho/2$, and so, by (8.21), $|\ell x_0| \leq \ell^2 \rho/4 = \tau$, and thus $\ell x_0 + \tau \geq 0$. In other words, the exponent in (8.43) equals $(x_0^2 \cos 2\alpha)/2$ minus an increasing function, and so, since $\Re\phi(x_0) = -x_0^2/2$,

$$I_2 \leq x_0^{-\sigma} \cdot x_0 \int_0^{\pi/2} e^{\frac{x_0^2 \cos 2\alpha}{2}} d\alpha = x_0^{-\sigma} \cdot \frac{\pi}{2} x_0 \cdot I_0(x_0^2/2),$$

where $I_0(t) = \frac{1}{\pi} \int_0^\pi e^{t \cos \theta} d\theta$ is the modified Bessel function of the first kind (and order 0).

Since $\cos \theta = \sqrt{1 - \sin^2 \theta} < 1 - (\sin^2 \theta)/2 \leq 1 - 2\theta^2/\pi^2$, we have³

$$I_0(t) \leq \frac{1}{\pi} \int_0^\pi e^{t(1-\frac{2\theta^2}{\pi^2})} d\theta < e^t \cdot \frac{1}{\pi} \int_0^\pi e^{-\frac{2t}{\pi^2}\theta^2} d\theta = e^t \frac{\pi/\sqrt{2t}}{\pi} \frac{\sqrt{\pi}}{2} = \frac{\sqrt{\pi}}{2^{3/2}} \frac{e^t}{\sqrt{t}}$$

for $t \geq 0$.

Using the fact that $\Re\phi(x_0) = -x_0^2/2$, we conclude that

$$I_2 \leq x_0^{-\sigma} \cdot \frac{\pi}{2} x_0 \cdot \frac{\sqrt{\pi}}{2^{3/2}} \frac{e^{x_0^2/2}}{x_0/\sqrt{2}} = \frac{\pi^{3/2}}{4} x_0^{-\sigma} e^{-\Re\phi(x_0)}.$$

By (8.34), which is valid for all ℓ , we know that $\Re\phi(x_0) \geq \Re\phi(u_{0,+})$.

Let us now estimate the integral on L_3 . Again by (8.30), for $y < 0$,

$$\Re\phi(iy) = \frac{y^2}{2} - \ell y + \tau \frac{\pi}{2}.$$

Hence

$$\begin{aligned} \left| \int_{L_3} e^{-\phi(u)} u^{-\sigma} du \right| &\leq x_0^{-\sigma} \int_{-\infty}^{-x_0} e^{-\left(\frac{y^2}{2} - \ell y + \tau \frac{\pi}{2}\right)} dy \\ &= x_0^{-\sigma} e^{\frac{1}{2}\ell^2} e^{-\frac{\tau\pi}{2}} \int_{-\infty}^{-x_0} e^{-\frac{1}{2}(y-\ell)^2} dy = x_0^{-\sigma} e^{-\frac{\tau\pi}{2}} \sqrt{\frac{\pi}{2}}, \end{aligned}$$

since $y - \ell \leq -\ell$ for $y \leq -x_0$ and $\int_{-\infty}^{-\ell} e^{-t^2/2} dt \leq \sqrt{\pi/2} \cdot e^{-\ell^2/2}$ (by [AS64, 7.1.13]).

Now that we have bounded the integrals over L_1 , L_2 and L_3 , it remains to bound x_0 from below, starting from (8.21). We will bound it differently for $\rho < 3/2$ and for $\rho \geq 3/2$. (The choice of $3/2$ is fairly arbitrary.)

Expanding $(\sqrt{1+t} - 1)^2 > 0$, we obtain that $2(1+t) - 2\sqrt{1+t} \geq t$ for all $t \geq -1$, and so

$$\left(\frac{\sqrt{1+t} - 1}{t} \right)' = \frac{1}{t^2} \left(\frac{t}{2\sqrt{1+t}} - (\sqrt{1+t} - 1) \right) < 0,$$

i.e., $(\sqrt{1+t} - 1)/t$ decreases as t increases. Hence, for $\rho \leq \rho_0$, where $\rho_0 \geq 0$,

$$j(\rho) = \sqrt{1+\rho^2} \geq 1 + \frac{\sqrt{1+\rho_0^2} - 1}{\rho_0^2} \rho^2, \quad (8.44)$$

which equals $1 + (2/9)(\sqrt{13} - 2)\rho^2$ for $\rho_0 = 3/2$. Thus, for $\rho \leq 3/2$,

$$\begin{aligned} x_0 &\geq \frac{|\ell|}{2} \sqrt{\frac{\frac{2}{9}(\sqrt{13} - 2)\rho^2}{2}} = \frac{\sqrt{\sqrt{13} - 2}}{6} |\ell| \rho \\ &= \frac{2\sqrt{\sqrt{13} - 2}}{3} \frac{\tau}{|\ell|} \geq 0.84473 \frac{|\tau|}{\ell}. \end{aligned} \quad (8.45)$$

³It is actually not hard to prove rigorously the better bound $I_0(t) \leq 0.468823e^t/\sqrt{t}$. For $t \geq 8$, this can be done directly by the change of variables $\cos \theta = 1 - 2s^2$, $d\theta = 2ds/\sqrt{1-s^2}$, followed by the usage of different upper bounds on the integrand $\exp(-2ts^2/\sqrt{1-s^2})$ for $0 \leq s \leq 1/2$ and $1/2 \leq s \leq 1$. (Thanks are due G. Kuperberg for this argument.) For $t < 8$, use the Taylor expansion of $I_0(t)$ around $t = 0$ [AS64, (9.6.12)]: truncate it after 16 terms, and then bound the maximum of the truncated series by the bisection method, implemented via interval arithmetic (as described in §2.6).

On the other hand,

$$\left(\frac{j(\rho) - 1}{\rho}\right)' = \frac{1}{\rho^2} (j'(\rho)\rho - (j(\rho) - 1)) = \frac{\rho^2 - (1 + \rho^2) + \sqrt{1 + \rho^2}}{\rho^2 \sqrt{1 + \rho^2}} \geq 0,$$

and so, for $\rho \geq 3/2$, $(j(\rho) - 1)/\rho$ is minimal at $\rho = 3/2$, where it takes the value $(\sqrt{13} - 2)/3$. Hence

$$x_0 = \frac{|\ell|}{2} \sqrt{\frac{j(\rho) - 1}{2}} \geq \frac{|\ell| \sqrt{\rho}}{2} \frac{\sqrt{\sqrt{13} - 2}}{\sqrt{6}} = \frac{\sqrt{\sqrt{13} - 2}}{\sqrt{6}} \sqrt{\tau} \geq 0.51729 \sqrt{\tau}. \quad (8.46)$$

We now sum I_1 , I_2 and I_3 , and then use (8.11); we obtain that, when $\ell < 0$ and $\tau \geq 0$,

$$\begin{aligned} |F_\delta(s)| &\leq \frac{e^{-2\pi^2\delta^2} |\Gamma(s)|}{\sqrt{2\pi}} \left| \int_L e^{-\phi(u)} u^{-\sigma} du \right| \\ &\leq |x_0|^{-\sigma} \left(\left(1 + \frac{\pi}{2^{3/2}}\right) e^{-\Re\phi(u_{0,+})} + \frac{1}{2} e^{-\frac{\tau\pi}{2}} \right) e^{-\frac{1}{2}\ell^2} |\Gamma(s)|. \end{aligned} \quad (8.47)$$

By (8.19), (8.21) and (8.24),

$$-\Re(\phi(u_{0,+})) = \frac{\ell^2}{4} (1 - v(\rho)) + \frac{\tau}{2} \arccos \frac{1}{v(\rho)} < \frac{\tau}{2} \arccos \frac{1}{v(\rho)} \leq \frac{\pi}{4} \tau.$$

We conclude that, when $\text{sgn}(\ell) \neq \text{sgn}(\tau)$ (i.e., $\text{sgn}(\delta) = \text{sgn}(\tau)$),

$$|F_\delta(s)| \leq |x_0|^{-\sigma} \cdot e^{-\frac{1}{2}\ell^2} |\Gamma(s)| e^{\frac{\pi}{2}|\tau|} \cdot \left(\left(1 + \frac{\pi}{2^{3/2}}\right) e^{-\frac{\pi}{4}|\tau|} + \frac{1}{2} e^{-\pi|\tau|} \right),$$

where x_0 can be bounded as in (8.45) and (8.46). Here, as before, we reducing the case $\tau < 0$ to the case $\tau > 0$ by reflection. This concludes the proof of Theorem 8.0.1.

8.5 Conclusions

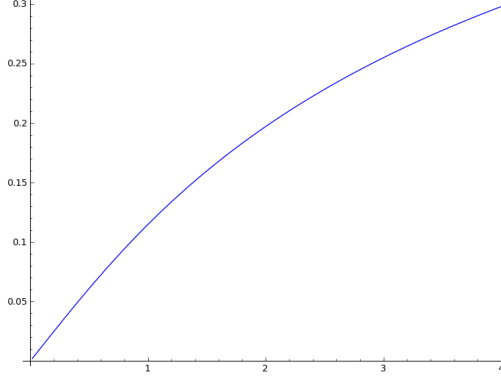
We have obtained bounds on $|F_\delta(s)|$ for $\text{sgn}(\delta) \neq \text{sgn}(\tau)$ (8.41) and for $\text{sgn}(\delta) = \text{sgn}(\tau)$ (8.47). Our task is now to simplify them.

First, let us look at the exponent $E(\rho)$, defined as in (8.2). Its plot can be seen in Figure 8.5. We claim that

$$E(\rho) \geq \begin{cases} 0.1598 & \text{if } \rho \geq 1.5, \\ 0.1065\rho & \text{if } \rho < 1.5. \end{cases} \quad (8.48)$$

This is so for $\rho \geq 1.5$ because $E(\rho)$ is increasing on ρ and $E(1.5) = 0.15982\dots$. The case $\rho < 1.5$ is a little more delicate. We can easily see that $\arccos(1 - t^2/2) \geq t$ for $0 \leq t \leq 2$ (since the derivative of the left side is $1/\sqrt{1 - t^2/4}$, which is always ≥ 1). We also have

$$1 + \frac{\rho^2}{2} - \frac{\rho^4}{8} \leq j(\rho) \leq 1 + \frac{\rho^2}{2}$$

Figure 8.3: The function $E(\rho)$

for $0 \leq \rho \leq \sqrt{8}$, and so

$$1 + \frac{\rho^2}{8} - \frac{5\rho^4}{128} \leq v(\rho) \leq 1 + \frac{\rho^2}{8}$$

for $0 \leq \rho \leq \sqrt{32/5}$; this, in turn, gives us that $1/v(\rho) \leq 1 - \rho^2/8 + 7\rho^4/128$ (again for $0 \leq \rho \leq \sqrt{32/5}$), and so $1/v(\rho) \leq 1 - (1 - 7/64)\rho^2/8$ for $0 \leq \rho \leq 1/2$. We conclude that

$$\arccos \frac{1}{v(\rho)} \geq \frac{1}{2} \sqrt{\frac{57}{64}} \rho;$$

therefore,

$$E(\rho) \geq \frac{1}{4} \sqrt{\frac{57}{64}} \rho - \frac{\rho}{8} > 0.11093\rho > 0.1065\rho.$$

In the remaining range $1/2 \leq \rho \leq 3/2$, we prove that $E(\rho)/\rho > 0.106551$ using the bisection method (with 20 iterations) implemented by means of interval arithmetic. This concludes the proof of (8.48).

Assume from this point onwards that $|\tau| \geq 20$. Let us show that the contribution of (8.3) is negligible relative to that of (8.1). Indeed,

$$\left(\left(1 + \frac{\pi}{2^{3/2}} \right) e^{-\frac{\pi}{4}|\tau|} + \frac{1}{2} e^{-\pi|\tau|} \right) \leq \frac{7.8}{10^6} e^{-0.1598\tau}.$$

It is useful to note that $e^{-\ell^2/2} = e^{-2\tau/\rho}$, and so, for $\sigma \leq k+1$ and $\rho \leq 3/2$,

$$\begin{aligned} \frac{e^{-2\tau/\rho}}{(0.84473|\tau|/\ell)^\sigma} &\leq \frac{e^{-40/\rho}}{\left(\frac{0.84473}{4}\rho\right)^\sigma \ell^\sigma} \leq \frac{1}{\ell^\sigma} \left(\frac{4}{0.84473 \cdot 1.5} \right)^\sigma \frac{e^{-80/(3t)}}{t^\sigma} \\ &\leq \frac{1}{\ell^\sigma} \cdot 3.15683^{k+1} \frac{e^{-80/(3t)}}{t^{k+1}}, \end{aligned} \tag{8.49}$$

where $t = 2\rho/3 \leq 1$. Since $e^{-c/t}/t^{k+1}$ attains its maximum at $t = c/(k+1)$,

$$\frac{e^{-80/(3t)}}{t^{k+1}} \leq e^{-(k+1)} \left(\frac{3(k+1)}{80} \right)^{k+1},$$

and so, for $\rho \leq 3/2$,

$$|x_0|^{-\sigma} e^{-\frac{1}{2}\ell^2} \leq \frac{1}{\ell^\sigma} \cdot \begin{cases} 0.04355 & \text{if } 0 \leq \sigma \leq 1, \\ 0.00759 & \text{if } 1 \leq \sigma \leq 2, \\ 0.00224 & \text{if } 2 \leq \sigma \leq 3, \end{cases}$$

whereas $|x_0|^{-\sigma} e^{-\ell^2/2} \leq |x_0|^{-\sigma} \leq (0.51729\sqrt{\tau})^{-\sigma}$ for $\rho \geq 3/2$.

We conclude that, for $|\tau| \geq 20$ and $\sigma \leq 3$,

$$|F_\delta(s)| \leq |\Gamma(s)| e^{\frac{\pi}{2}\tau} \cdot e^{-0.1598\tau} \cdot \begin{cases} \frac{4}{10^7} \frac{1}{\ell^\sigma} & \text{if } \rho \leq 3/2, \\ \frac{6}{10^5} \frac{1}{\tau^{\sigma/2}} & \text{if } \rho \geq 3/2 \end{cases} \quad (8.50)$$

provided that $\text{sgn}(\delta) = \text{sgn}(\tau)$ or $\delta = 0$. This will indeed be negligible compared to our bound for the case $\text{sgn}(\delta) = -\text{sgn}(\tau)$.

Let us now deal with the factor $|\Gamma(s)| e^{\frac{\pi}{2}\tau}$. By Stirling's formula with remainder term [GR94, (8.344)],

$$\log \Gamma(s) = \frac{1}{2} \log(2\pi) + \left(s - \frac{1}{2}\right) \log s - s + \frac{1}{12s} + R_2(s),$$

where

$$|R_2(s)| < \frac{1/30}{12|s|^3 \cos^3\left(\frac{\arg s}{2}\right)} = \frac{\sqrt{2}}{180|s|^3}$$

for $\Re(s) \geq 0$. The real part of $(s - 1/2) \log s - s$ is

$$(\sigma - 1/2) \log |s| - \tau \arg(s) - \sigma = (\sigma - 1/2) \log |s| - \frac{\pi}{2}\tau + \tau \left(\arctan \frac{\sigma}{|\tau|} - \frac{\sigma}{|\tau|} \right)$$

for $s = \sigma + i\tau$, $\sigma \geq 0$. Since $\arctan(r) \leq r$ for $r \geq 0$, we conclude that

$$|\Gamma(s)| e^{\frac{\pi}{2}\tau} \leq \sqrt{2\pi} |s|^{\sigma - \frac{1}{2}} e^{\frac{1}{12|s|} + \frac{\sqrt{2}}{180|s|^3}}. \quad (8.51)$$

Lastly, $|s|^{\sigma - 1/2} = |\tau|^{\sigma - 1/2} |1 + i\sigma/\tau|^{\sigma - 1/2}$. For $|\tau| \geq 20$,

$$|1 + i\sigma/\tau|^{\sigma - 1/2} \leq \begin{cases} 1.000625 & \text{if } 0 \leq \sigma \leq 1, \\ 1.007491 & \text{if } 1 \leq \sigma \leq 2, \\ 1.028204 & \text{if } 2 \leq \sigma \leq 3 \end{cases}$$

and

$$e^{\frac{1}{12|\tau|} + \frac{\sqrt{2}}{180|\tau|^3}} \leq 1.004177.$$

Thus,

$$|\Gamma(s)|e^{\frac{\pi}{2}\tau} \leq |\tau|^{\sigma-1/2} \cdot \begin{cases} 2.51868 & \text{if } 0 \leq \sigma \leq 1, \\ 2.53596 & \text{if } 1 \leq \sigma \leq 2, \\ 2.5881 & \text{if } 2 \leq \sigma \leq 3. \end{cases} \quad (8.52)$$

Let us now estimate the constants $c_{1,\sigma,\tau}$ and $c_{2,\sigma,\tau}$ in (8.2). By $|\tau| \geq 20$,

$$e^{-\left(\frac{\sqrt{2}-1}{2}\right)\tau} \leq 0.015889, \quad e^{-\frac{\pi}{6}} \leq 0.035674. \quad (8.53)$$

Since $8 \sin(\pi/8) = 3.061467 \dots > 1$, we obtain that

$$c_{1,\sigma,\tau} \leq \begin{cases} 1.30454 & \text{if } 0 \leq \sigma \leq 1, \\ 1.58361 & \text{if } 1 \leq \sigma \leq 2, \\ 1.98186 & \text{if } 2 \leq \sigma \leq 3, \end{cases} \quad c_{2,\sigma,\tau} \leq \begin{cases} 1.94511 & \text{if } 0 \leq \sigma \leq 1, \\ 3.15692 & \text{if } 1 \leq \sigma \leq 2, \\ 5.02186 & \text{if } 2 \leq \sigma \leq 3. \end{cases}$$

Lastly, note that, for $k \leq \sigma \leq k+1$, we have

$$\frac{1}{\tau^{\sigma/2}} \cdot |\tau|^{\sigma-1/2} = |\tau|^{(\sigma-1)/2} \leq \tau^{k/2},$$

whereas, for $\rho \leq 3/2$ and $0 \leq \gamma \leq 1$,

$$\frac{|\tau|^{\gamma-1/2}}{|\ell|^\gamma} \leq |\tau|^{\frac{\gamma}{2}-\frac{1}{2}} \left(\frac{\tau}{\ell^2}\right)^{\gamma/2} \leq 20^{\frac{\gamma}{2}-\frac{1}{2}} \left(\frac{3/2}{4}\right)^{\gamma/2} \leq \left(\frac{3}{8}\right)^{1/2},$$

and so

$$\frac{1}{\ell^\sigma} \cdot |\tau|^{\sigma-1/2} = \left(\frac{|\tau|}{\ell}\right)^k \frac{|\tau|^{\{\sigma\}-1/2}}{|\ell|^{\{\sigma\}}} \leq \sqrt{\frac{3}{8}} \cdot \left(\frac{|\tau|}{\ell}\right)^k.$$

Multiplying, and remembering to add (8.50), we obtain that, for $k = 0, 1, 2$, $\sigma \in [0, 1]$ and $|\tau| \geq 20$,

$$|F_\delta(s+k)| + |F_\delta((1-s)+k)| \leq \begin{cases} \kappa_{k,0} \left(\frac{|\tau|}{|\ell|}\right)^k e^{-0.1065\left(\frac{2|\tau|}{|\ell|}\right)^2} & \text{if } \rho < 3/2, \\ \kappa_{k,1} |\tau|^k e^{-0.1598|\tau|} & \text{if } \rho \geq 3/2, \end{cases}$$

where

$$\kappa_{0,0} \leq (4 \cdot 10^{-7} + 1.94511) \cdot 2.51868 \cdot \sqrt{3/8} \leq 3.001,$$

$$\kappa_{1,0} \leq (4 \cdot 10^{-7} + 3.15692) \cdot 2.53596 \cdot \sqrt{3/8} \leq 4.903,$$

$$\kappa_{2,0} \leq (4 \cdot 10^{-7} + 5.02186) \cdot 2.5881 \cdot \sqrt{3/8} \leq 7.96,$$

and, similarly,

$$\kappa_{0,1} \leq (6 \cdot 10^{-5} + 1.30454) \cdot 2.51868 \leq 3.286,$$

$$\kappa_{1,1} \leq (6 \cdot 10^{-5} + 1.58361) \cdot 2.53596 \leq 4.017,$$

$$\kappa_{2,1} \leq (6 \cdot 10^{-5} + 1.98186) \cdot 2.5881 \leq 5.13.$$

This concludes the proof of Corollary 8.0.2.

Chapter 9

Explicit formulas

An *explicit formula* is an expression restating a sum such as $S_{\eta, \chi}(\delta/x, x)$ as a sum of the Mellin transform $G_\delta(s)$ over the zeros of the L function $L(s, \chi)$. More specifically, for us, $G_\delta(s)$ is the Mellin transform of $\eta(t)e(\delta t)$ for some smoothing function η and some $\delta \in \mathbb{R}$. We want a formula whose error terms are good both for δ very close or equal to 0 and for δ farther away from 0. (Indeed, our choice(s) of η will be made so that $F_\delta(s)$ decays rapidly in both cases.)

We will be able to base all of our work on a single, general explicit formula, namely, Lemma 9.1.1. This explicit formula has simple error terms given purely in terms of a few norms of the given smoothing function η . We also give a common framework for estimating the contribution of zeros on the critical strip (Lemmas 9.1.3 and 9.1.4).

The first example we work out is that of the Gaussian smoothing $\eta(t) = e^{-t^2/2}$. We actually do this in part for didactic purposes and in part because of its likely applicability elsewhere; for our applications, we will always use smoothing functions based on $te^{-t^2/2}$ and $t^2e^{-t^2/2}$, generally in combination with something else. Since $\eta(t) = e^{-t^2/2}$ does not vanish at $t = 0$, its Mellin transform has a pole at $s = 0$ – something that requires some additional work (Lemma 9.1.2; see also the proof of Lemma 9.1.1).

Other than that, for each function $\eta(t)$, all that has to be done is to bound an integral (from Lemma 9.1.3) and bound a few norms. Still, both for η_* and for η_+ , we find a few interesting complications. Since η_+ is defined in terms of a truncation of a Mellin transform (or, alternatively, in terms of a multiplicative convolution with a Dirichlet kernel, as in (7.4) and (7.6)), bounding the norms of η_+ and η'_+ takes a little work. We leave this to Appendix A. The effect of the convolution is then just to delay the decay a shift, in that a rapidly decaying function $f(\tau)$ will get replaced by $f(\tau - H)$, H a constant.

The smoothing function η_* is defined as a multiplicative convolution of $t^2e^{-t^2/2}$ with something else. Given that we have an explicit formula for $t^2e^{-t^2/2}$, we obtain an explicit formula for η_* by what amounts to just exchanging the order of a sum and an integral. (We already went over this in the introduction, in (1.40).)

9.1 A general explicit formula

We will prove an explicit formula valid whenever the smoothing η and its derivative η' satisfy rather mild assumptions – they will be assumed to be L_2 -integrable and to have strips of definition containing $\{s : 1/2 \leq \Re(s) \leq 3/2\}$, though any strip of the form $\{s : \epsilon \leq \Re(s) \leq 1 + \epsilon\}$ would do just as well.

(For explicit formulas with different sets of assumptions, see, e.g., [IK04, §5.5] and [MV07, Ch. 12].)

The main idea in deriving any explicit formula is to start with an expression giving a sum as integral over a vertical line with an integrand involving a Mellin transform (here, $G_\delta(s)$) and an L -function (here, $L(s, \chi)$). We then shift the line of integration to the left. If stronger assumptions were made (as in Exercise 5 in [IK04, §5.5]), we could shift the integral all the way to $\Re(s) = -\infty$; the integral would then disappear, replaced entirely by a sum over zeros (or even, as in the same Exercise 5, by a particularly simple integral). Another possibility is to shift the line only to $\Re(s) = 1/2 + \epsilon$ for some $\epsilon > 0$ – but this gives a weaker result, and at any rate the factor $L'(s, \chi)/L(s, \chi)$ can be large and messy to estimate within the critical strip $0 < \Re(s) < 1$.

Instead, we will shift the line to $\Re(s) = -1/2$. We can do this because the assumptions on η and η' are enough to continue $G_\delta(s)$ analytically up to there (with a possible pole at $s = 0$). The factor $L'(s, \chi)/L(s, \chi)$ is easy to estimate for $\Re(s) < 0$ and $s = 0$ (by the functional equation), and the part of the integral on $\Re(s) = -1/2$ coming from $G_\delta(s)$ can be estimated easily using the fact that the Mellin transform is an isometry.

Lemma 9.1.1. *Let $\eta : \mathbb{R}_0^+ \rightarrow \mathbb{R}$ be in C^1 . Let $x \in \mathbb{R}^+$, $\delta \in \mathbb{R}$. Let χ be a primitive character mod q , $q \geq 1$.*

Write $G_\delta(s)$ for the Mellin transform of $\eta(t)e(\delta t)$. Assume that $\eta(t)$ and $\eta'(t)$ are in ℓ_2 (with respect to the measure dt) and that $\eta(t)t^{\sigma-1}$ and $\eta'(t)t^{\sigma-1}$ are in ℓ_1 (again with respect to dt) for all σ in an open interval containing $[1/2, 3/2]$.

Then

$$\begin{aligned} \sum_{n=1}^{\infty} \Lambda(n) \chi(n) e\left(\frac{\delta}{x} n\right) \eta(n/x) &= I_{q=1} \cdot \widehat{\eta}(-\delta)x - \sum_{\rho} G_\delta(\rho) x^\rho \\ &\quad - R + O^*((\log q + 6.01) \cdot (|\eta'|_2 + 2\pi|\delta||\eta|_2)) x^{-1/2}, \end{aligned} \quad (9.1)$$

where

$$\begin{aligned} I_{q=1} &= \begin{cases} 1 & \text{if } q = 1, \\ 0 & \text{if } q \neq 1, \end{cases} \\ R &= \eta(0) \left(\log \frac{2\pi}{q} + \gamma - \frac{L'(1, \chi)}{L(1, \chi)} \right) + O^*(c_0) \end{aligned} \quad (9.2)$$

for $q > 1$, $R = \eta(0) \log 2\pi$ for $q = 1$ and

$$c_0 = \frac{2}{3} O^* \left(\left| \frac{\eta'(t)}{\sqrt{t}} \right|_1 + \left| \eta'(t) \sqrt{t} \right|_1 + 2\pi|\delta| \left(\left| \frac{\eta(t)}{\sqrt{t}} \right|_1 + |\eta(t) \sqrt{t}|_1 \right) \right). \quad (9.3)$$

The norms $|\eta|_2$, $|\eta'|_2$, $|\eta'(t)/\sqrt{t}|_1$, etc., are taken with respect to the usual measure dt . The sum \sum_{ρ} is a sum over all non-trivial zeros ρ of $L(s, \chi)$.

Proof. Since (a) $\eta(t)t^{\sigma-1}$ is in ℓ_1 for σ in an open interval containing $3/2$ and (b) $\eta(t)e(\delta t)$ has bounded variation (since $\eta, \eta' \in \ell_1$, implying that the derivative of $\eta(t)e(\delta t)$ is also in ℓ_1), the Mellin inversion formula (as in, e.g., [IK04, 4.106]) holds:

$$\eta(n/x)e(\delta n/x) = \frac{1}{2\pi i} \int_{\frac{3}{2}-i\infty}^{\frac{3}{2}+i\infty} G_\delta(s) x^s n^{-s} ds.$$

Since $G_\delta(s)$ is bounded for $\Re(s) = 3/2$ (by $\eta(t)t^{3/2-1} \in \ell_1$) and $\sum_n \Lambda(n)n^{-3/2}$ is bounded as well, we can change the order of summation and integration as follows:

$$\begin{aligned} \sum_{n=1}^{\infty} \Lambda(n) \chi(n) e(\delta n/x) \eta(n/x) &= \sum_{n=1}^{\infty} \Lambda(n) \chi(n) \cdot \frac{1}{2\pi i} \int_{\frac{3}{2}-i\infty}^{\frac{3}{2}+i\infty} G_\delta(s) x^s n^{-s} ds \\ &= \frac{1}{2\pi i} \int_{\frac{3}{2}-i\infty}^{\frac{3}{2}+i\infty} \sum_{n=1}^{\infty} \Lambda(n) \chi(n) G_\delta(s) x^s n^{-s} ds \quad (9.4) \\ &= \frac{1}{2\pi i} \int_{\frac{3}{2}-i\infty}^{\frac{3}{2}+i\infty} -\frac{L'(s, \chi)}{L(s, \chi)} G_\delta(s) x^s ds. \end{aligned}$$

(This is the way the procedure always starts: see, for instance, [HL22, Lemma 1] or, to look at a recent standard reference, [MV07, p. 144]. We are being very scrupulous about integration because we are working with general η .)

The first question we should ask ourselves is: up to where can we extend $G_\delta(s)$? Since $\eta(t)t^{\sigma-1}$ is in ℓ_1 for σ in an open interval I containing $[1/2, 3/2]$, the transform $G_\delta(s)$ is defined for $\Re(s)$ in the same interval I . However, we also know that the transformation rule $M(tf'(t))(s) = -s \cdot Mf(s)$ (see (2.10); by integration by parts) is valid when s is in the holomorphy strip for both $M(tf'(t))$ and Mf . In our case ($f(t) = \eta(t)e(\delta t)$), this happens when $\Re(s) \in (I-1) \cap I$ (so that both sides of the equation in the rule are defined). Hence $s \cdot G_\delta(s)$ (which equals $s \cdot Mf(s)$) can be analytically continued to $\Re(s)$ in $(I-1) \cup I$, which is an open interval containing $[-1/2, 3/2]$. This implies immediately that $G_\delta(s)$ can be analytically continued to the same region, with a possible pole at $s = 0$.

When does $G_\delta(s)$ have a pole at $s = 0$? This happens when $sG_\delta(s)$ is non-zero at $s = 0$, i.e., when $M(tf'(t))(0) \neq 0$ for $f(t) = \eta(t)e(\delta t)$. Now

$$M(tf'(t))(0) = \int_0^\infty f'(t) dt = \lim_{t \rightarrow \infty} f(t) - f(0).$$

We already know that $f'(t) = (d/dt)(\eta(t)e(\delta t))$ is in ℓ_1 . Hence, $\lim_{t \rightarrow \infty} f(t)$ exists, and must be 0 because f is in ℓ_1 . Hence $-M(tf'(t))(0) = f(0) = \eta(0)$.

Let us look at the next term in the Laurent expansion of $G_\delta(s)$ at $s = 0$. It is

$$\begin{aligned} \lim_{s \rightarrow 0} \frac{sG_\delta(s) - \eta(0)}{s} &= \lim_{s \rightarrow 0} \frac{-M(tf'(t))(s) - f(0)}{s} = -\lim_{s \rightarrow 0} \frac{1}{s} \int_0^\infty f'(t)(t^s - 1) dt \\ &= -\int_0^\infty f'(t) \lim_{s \rightarrow 0} \frac{t^s - 1}{s} dt = -\int_0^\infty f'(t) \log t \, dt. \end{aligned}$$

Here we were able to exchange the limit and the integral because $f'(t)t^\sigma$ is in ℓ_1 for σ in a neighborhood of 0; in turn, this is true because $f'(t) = \eta'(t) + 2\pi i\delta\eta(t)$ and $\eta'(t)t^\sigma$ and $\eta(t)t^\sigma$ are both in ℓ_1 for σ in a neighborhood of 0. In fact, we will use the easy bounds $|\eta(t)\log t| \leq (2/3)(|\eta(t)t^{-1/2}|_1 + |\eta(t)t^{1/2}|_1)$, $|\eta'(t)\log t| \leq (2/3)(|\eta'(t)t^{-1/2}|_1 + |\eta'(t)t^{1/2}|_1)$, resulting from the inequality

$$\frac{2}{3} \left(t^{-\frac{1}{2}} + t^{\frac{1}{2}} \right) \leq |\log t|, \quad (9.5)$$

valid for all $t > 0$.

We conclude that the Laurent expansion of $G_\delta(s)$ at $s = 0$ is

$$G_\delta(s) = \frac{\eta(0)}{s} + c_0 + c_1 s + \dots, \quad (9.6)$$

where

$$\begin{aligned} c_0 &= O^*(|f'(t)\log t|_1) \\ &= \frac{2}{3} O^* \left(\left| \frac{\eta'(t)}{\sqrt{t}} \right|_1 + \left| \eta'(t)\sqrt{t} \right|_1 + 2\pi\delta \left(\left| \frac{\eta(t)}{\sqrt{t}} \right|_1 + |\eta(t)\sqrt{t}|_1 \right) \right). \end{aligned}$$

We shift the line of integration in (9.4) to $\Re(s) = -1/2$. We obtain

$$\begin{aligned} \frac{1}{2\pi i} \int_{2-i\infty}^{2+i\infty} -\frac{L'(s, \chi)}{L(s, \chi)} G_\delta(s) x^s ds &= I_{q=1} G_\delta(1)x - \sum_{\rho} G_\delta(\rho) x^\rho - R \\ &\quad - \frac{1}{2\pi i} \int_{-1/2-i\infty}^{-1/2+i\infty} \frac{L'(s, \chi)}{L(s, \chi)} G_\delta(s) x^s ds, \end{aligned} \quad (9.7)$$

where

$$R = \operatorname{Res}_{s=0} \frac{L'(s, \chi)}{L(s, \chi)} G_\delta(s).$$

Of course,

$$G_\delta(1) = M(\eta(t)e(\delta t))(1) = \int_0^\infty \eta(t)e(\delta t)dt = \widehat{\eta}(-\delta).$$

Let us work out the Laurent expansion of $L'(s, \chi)/L(s, \chi)$ at $s = 0$. By the functional equation (as in, e.g., [IK04, Thm. 4.15]),

$$\frac{L'(s, \chi)}{L(s, \chi)} = \log \frac{\pi}{q} - \frac{1}{2} \psi \left(\frac{s + \kappa}{2} \right) - \frac{1}{2} \psi \left(\frac{1 - s + \kappa}{2} \right) - \frac{L'(1 - s, \overline{\chi})}{L(1 - s, \overline{\chi})}, \quad (9.8)$$

where $\psi(s) = \Gamma'(s)/\Gamma(s)$ and

$$\kappa = \begin{cases} 0 & \text{if } \chi(-1) = 1 \\ 1 & \text{if } \chi(-1) = -1. \end{cases}$$

By $\psi(1-x) - \psi(x) = \pi \cot \pi x$ (immediate from $\Gamma(s)\Gamma(1-s) = \pi/\sin \pi s$) and $\psi(s) + \psi(s+1/2) = 2(\psi(2s) - \log 2)$ (Legendre; [AS64, (6.3.8)]),

$$-\frac{1}{2} \left(\psi \left(\frac{s+\kappa}{2} \right) + \psi \left(\frac{1-s+\kappa}{2} \right) \right) = -\psi(1-s) + \log 2 + \frac{\pi}{2} \cot \frac{\pi(s+\kappa)}{2}. \quad (9.9)$$

Hence, unless $q = 1$, the Laurent expansion of $L'(s, \chi)/L(s, \chi)$ at $s = 0$ is

$$\frac{1-\kappa}{s} + \left(\log \frac{2\pi}{q} - \psi(1) - \frac{L'(1, \chi)}{L(1, \chi)} \right) + \frac{a_1}{s} + \frac{a_2}{s^2} + \dots$$

Here $\psi(1) = -\gamma$, the Euler gamma constant [AS64, (6.3.2)].

There is a special case for $q = 1$ due to the pole of $\zeta(s)$ at $s = 1$. We know that $\zeta'(0)/\zeta(0) = \log 2\pi$ (see, e.g., [MV07, p. 331]).

From this and (9.6), we conclude that, if $\eta(0) = 0$, then

$$R = \begin{cases} c_0 & \text{if } q > 1 \text{ and } \chi(-1) = 1, \\ 0 & \text{otherwise,} \end{cases}$$

where $c_0 = O^*(|\eta'(t) \log t|_1 + 2\pi|\delta||\eta(t) \log t|_1)$. If $\eta(0) \neq 0$, then

$$R = \eta(0) \left(\log \frac{2\pi}{q} + \gamma - \frac{L'(1, \chi)}{L(1, \chi)} \right) + \begin{cases} c_0 & \text{if } \chi(-1) = 1 \\ 0 & \text{otherwise.} \end{cases}$$

for $q > 1$, and

$$R = \eta(0) \log 2\pi$$

for $q = 1$.

It is time to estimate the integral on the right side of (9.7). For that, we will need to estimate $L'(s, \chi)/L(s, \chi)$ for $\Re(s) = -1/2$ using (9.8) and (9.9).

If $\Re(z) = 3/2$, then $|t^2 + z^2| \geq 9/4$ for all real t . Hence, by [OLBC10, (5.9.15)] and [GR94, (3.411.1)],

$$\begin{aligned} \psi(z) &= \log z - \frac{1}{2z} - 2 \int_0^\infty \frac{t dt}{(t^2 + z^2)(e^{2\pi t} - 1)} \\ &= \log z - \frac{1}{2z} + 2 \cdot O^* \left(\int_0^\infty \frac{t dt}{\frac{9}{4}(e^{2\pi t} - 1)} \right) \\ &= \log z - \frac{1}{2z} + \frac{8}{9} O^* \left(\int_0^\infty \frac{t dt}{e^{2\pi t} - 1} \right) \\ &= \log z - \frac{1}{2z} + \frac{8}{9} \cdot O^* \left(\frac{1}{(2\pi)^2} \Gamma(2) \zeta(2) \right) \\ &= \log z - \frac{1}{2z} + O^* \left(\frac{1}{27} \right) = \log z + O^* \left(\frac{10}{27} \right). \end{aligned} \quad (9.10)$$

Thus, in particular, $\psi(1-s) = \log(3/2 - i\tau) + O^*(10/27)$, where we write $s = 1/2 + i\tau$. Now

$$\left| \cot \frac{\pi(s+\kappa)}{2} \right| = \left| \frac{e^{\mp \frac{\pi}{4}i - \frac{\pi}{2}\tau} + e^{\pm \frac{\pi}{4}i + \frac{\pi}{2}\tau}}{e^{\mp \frac{\pi}{4}i - \frac{\pi}{2}\tau} - e^{\pm \frac{\pi}{4}i + \frac{\pi}{2}\tau}} \right| = 1.$$

Since $\Re(s) = -1/2$, a comparison of Dirichlet series gives

$$\left| \frac{L'(1-s, \bar{\chi})}{L(1-s, \bar{\chi})} \right| \leq \frac{|\zeta'(3/2)|}{|\zeta(3/2)|} \leq 1.50524, \quad (9.11)$$

where $\zeta'(3/2)$ and $\zeta(3/2)$ can be evaluated by Euler-Maclaurin. Therefore, (9.8) and (9.9) give us that, for $s = -1/2 + i\tau$,

$$\begin{aligned} \left| \frac{L'(s, \chi)}{L(s, \chi)} \right| &\leq \left| \log \frac{q}{\pi} \right| + \log \left| \frac{3}{2} + i\tau \right| + \frac{10}{27} + \log 2 + \frac{\pi}{2} + 1.50524 \\ &\leq \left| \log \frac{q}{\pi} \right| + \frac{1}{2} \log \left(\tau^2 + \frac{9}{4} \right) + 4.1396. \end{aligned} \quad (9.12)$$

Recall that we must bound the integral on the right side of (9.7). The absolute value of the integral is at most $x^{-1/2}$ times

$$\frac{1}{2\pi} \int_{-\frac{1}{2}-i\infty}^{-\frac{1}{2}+i\infty} \left| \frac{L'(s, \chi)}{L(s, \chi)} G_\delta(s) \right| ds. \quad (9.13)$$

By Cauchy-Schwarz, this is at most

$$\sqrt{\frac{1}{2\pi} \int_{-\frac{1}{2}-i\infty}^{-\frac{1}{2}+i\infty} \left| \frac{L'(s, \chi)}{L(s, \chi)} \cdot \frac{1}{s} \right|^2 |ds|} \cdot \sqrt{\frac{1}{2\pi} \int_{-\frac{1}{2}-i\infty}^{-\frac{1}{2}+i\infty} |G_\delta(s)s|^2 |ds|}$$

By (9.12),

$$\begin{aligned} \sqrt{\int_{-\frac{1}{2}-i\infty}^{-\frac{1}{2}+i\infty} \left| \frac{L'(s, \chi)}{L(s, \chi)} \cdot \frac{1}{s} \right|^2 |ds|} &\leq \sqrt{\int_{-\frac{1}{2}-i\infty}^{-\frac{1}{2}+i\infty} \left| \frac{\log q}{s} \right|^2 |ds|} \\ &\quad + \sqrt{\int_{-\infty}^{\infty} \frac{\left| \frac{1}{2} \log \left(\tau^2 + \frac{9}{4} \right) + 4.1396 + \log \pi \right|^2}{\frac{1}{4} + \tau^2} d\tau} \\ &\leq \sqrt{2\pi} \log q + \sqrt{226.844}, \end{aligned}$$

where we compute the last integral numerically.¹

Again, we use the fact that, by (2.10), $sG_\delta(s)$ is the Mellin transform of

$$-t \frac{d(e(\delta t)\eta(t))}{dt} = -2\pi i \delta t e(\delta t)\eta(t) - t e(\delta t)\eta'(t) \quad (9.14)$$

Hence, by Plancherel (as in (2.6)),

$$\begin{aligned} \sqrt{\frac{1}{2\pi} \int_{-\frac{1}{2}-i\infty}^{-\frac{1}{2}+i\infty} |G_\delta(s)s|^2 |ds|} &= \sqrt{\int_0^\infty |-2\pi i \delta t e(\delta t)\eta(t) - t e(\delta t)\eta'(t)|^2 t^{-2} dt} \\ &= 2\pi |\delta| \sqrt{\int_0^\infty |\eta(t)|^2 dt} + \sqrt{\int_0^\infty |\eta'(t)|^2 dt}. \end{aligned} \quad (9.15)$$

¹By a rigorous integration from $\tau = -100000$ to $\tau = 100000$ using VNODE-LP [Ned06], which runs on the PROFIL/BIAS interval arithmetic package [Knü99].

Thus, (9.13) is at most

$$\left(\log q + \sqrt{\frac{226.844}{2\pi}} \right) \cdot (|\eta'|_2 + 2\pi|\delta||\eta|_2).$$

□

Lemma 9.1.1 leaves us with three tasks: bounding the sum of $G_\delta(\rho)x^\rho$ over all non-trivial zeroes ρ with small imaginary part, bounding the sum of $G_\delta(\rho)x^\rho$ over all non-trivial zeroes ρ with large imaginary part, and bounding $L'(1, \chi)/L(1, \chi)$. Let us start with the last task: while, in a narrow sense, it is optional – in that, in the applications we actually need (Thm. 7.1.2, Cor. 7.1.3 and Thm. 7.1.4), we will have $\eta(0) = 0$, thus making the term $L'(1, \chi)/L(1, \chi)$ disappear – it is also very easy and can be dealt with quickly.

Since we will be using a finite GRH check in all later applications, we might as well use it here.

Lemma 9.1.2. *Let χ be a primitive character mod q , $q > 1$. Assume that all non-trivial zeroes $\rho = \sigma + it$ of $L(s, \chi)$ with $|t| \leq 5/8$ satisfy $\Re(\rho) = 1/2$. Then*

$$\left| \frac{L'(1, \chi)}{L(1, \chi)} \right| \leq \frac{5}{2} \log M(q) + c,$$

where $M(q) = \max_n \left| \sum_{m \leq n} \chi(m) \right|$ and

$$c = 5 \log \frac{2\sqrt{3}}{\zeta(9/4)/\zeta(9/8)} = 15.07016 \dots$$

Proof. By a lemma of Landau's (see, e.g., [MV07, Lemma 6.3], where the constants are easily made explicit) based on the Borel-Carathéodory Lemma (as in [MV07, Lemma 6.2]), any function f analytic and zero-free on a disc $C_{s_0, R} = \{s : |s - s_0| \leq R\}$ of radius $R > 0$ around s_0 satisfies

$$\frac{f'(s)}{f(s)} = O^* \left(\frac{2R \log M/|f(s_0)|}{(R-r)^2} \right) \quad (9.16)$$

for all s with $|s - s_0| \leq r$, where $0 < r < R$ and M is the maximum of $|f(z)|$ on $C_{s_0, R}$. Assuming $L(s, \chi)$ has no non-trivial zeros off the critical line with $|\Im(s)| \leq H$, where $H > 1/2$, we set $s_0 = 1/2 + H$, $r = H - 1/2$, and let $R \rightarrow H^-$. We obtain

$$\frac{L'(1, \chi)}{L(1, \chi)} = O^* \left(8H \log \frac{\max_{s \in C_{s_0, H}} |L(s, \chi)|}{|L(s_0, \chi)|} \right). \quad (9.17)$$

Now

$$|L(s_0, \chi)| \geq \prod_p (1 + p^{-s_0})^{-1} = \prod_p \frac{(1 - p^{-2s_0})^{-1}}{(1 - p^{-s_0})^{-1}} = \frac{\zeta(2s_0)}{\zeta(s_0)}.$$

Since $s_0 = 1/2 + H$, $C_{s_0, H}$ is contained in $\{s \in \mathbb{C} : \Re(s) > 1/2\}$ for any value of H . We choose (somewhat arbitrarily) $H = 5/8$.

By partial summation, for $s = \sigma + it$ with $1/2 \leq \sigma < 1$ and any $N \in \mathbb{Z}^+$,

$$\begin{aligned} L(s, \chi) &= \sum_{n \leq N} \chi(n) n^{-s} - \left(\sum_{m \leq N} \chi(m) \right) (N+1)^{-s} \\ &\quad + \sum_{n \geq N+1} \left(\sum_{m \leq n} \chi(m) \right) (n^{-s} - (n+1)^{-s+1}) \\ &= O^* \left(\frac{N^{1-1/2}}{1-1/2} + N^{1-\sigma} + M(q) N^{-\sigma} \right), \end{aligned} \quad (9.18)$$

where $M(q) = \max_n \left| \sum_{m \leq n} \chi(m) \right|$. We set $N = M(q)/3$, and obtain

$$|L(s, \chi)| \leq 2M(q) N^{-1/2} = 2\sqrt{3} \sqrt{M(q)}. \quad (9.19)$$

We put this into (9.17) and are done. \square

Let $M(q)$ be as in the statement of Lem. 9.1.2. Since the sum of $\chi(n)$ ($\chi \bmod q$, $q > 1$) over any interval of length q is 0, it is easy to see that $M(q) \leq q/2$. We also have the following explicit version of the Pólya-Vinogradov inequality:

$$M(q) \leq \begin{cases} \frac{2}{\pi^2} \sqrt{q} \log q + \frac{4}{\pi^2} \sqrt{q} \log \log q + \frac{3}{2} \sqrt{q} & \text{if } \chi(-1) = 1, \\ \frac{1}{2\pi} \sqrt{q} \log q + \frac{1}{\pi} \sqrt{q} \log \log q + \sqrt{q} & \text{if } \chi(-1) = -1. \end{cases} \quad (9.20)$$

Taken together with $M(q) \leq q/2$, this implies that

$$M(q) \leq q^{4/5} \quad (9.21)$$

for all $q \geq 1$, and also that

$$M(q) \leq 2q^{3/5} \quad (9.22)$$

for all $q \geq 1$.

Notice, lastly, that

$$\left| \log \frac{2\pi}{q} + \gamma \right| \leq \log q + \log \frac{e^\gamma \cdot 2\pi}{3^2}$$

for all $q \geq 3$. (There are no primitive characters modulo 2, so we can omit $q = 2$.)

We conclude that, for χ primitive and non-trivial,

$$\begin{aligned} \left| \log \frac{2\pi}{q} + \gamma - \frac{L'(1, \chi)}{L(1, \chi)} \right| &\leq \log \frac{e^\gamma \cdot 2\pi}{3^2} + \log q + \frac{5}{2} \log q^{4/5} + 15.07017 \\ &\leq 3 \log q + 15.289. \end{aligned}$$

Obviously, 15.289 is more than $\log 2\pi$, the bound for χ trivial. Hence, the absolute value of the quantity R in the statement of Lemma 9.1.1 is at most

$$|\eta(0)|(3 \log q + 15.289) + |c_0| \quad (9.23)$$

for all primitive χ .

It now remains to bound the sum $\sum_{\rho} G_{\delta}(\rho)x^{\rho}$ in (9.1). Clearly

$$\left| \sum_{\rho} G_{\delta}(\rho)x^{\rho} \right| \leq \sum_{\rho} |G_{\delta}(\rho)| \cdot x^{\Re(\rho)}.$$

Recall that these are sums over the non-trivial zeros ρ of $L(s, \chi)$.

We first prove a general lemma on sums of values of functions on the non-trivial zeros of $L(s, \chi)$. This is little more than partial summation, given a (classical) bound for the number of zeroes $N(T, \chi)$ of $L(s, \chi)$ with $|\Im(s)| \leq T$. The error term becomes particularly simple if f is real-valued and decreasing; the statement is then practically identical to that of [Leh66, Lemma 1] (for χ principal), except for the fact that the error term is improved here.

Lemma 9.1.3. *Let $f : \mathbb{R}^+ \rightarrow \mathbb{C}$ be piecewise C^1 . Assume $\lim_{t \rightarrow \infty} f(t)t \log t = 0$. Let χ be a primitive character mod q , $q \geq 1$; let ρ denote the non-trivial zeros ρ of $L(s, \chi)$. Then, for any $y \geq 1$,*

$$\begin{aligned} \sum_{\substack{\rho \text{ non-trivial} \\ \Im(\rho) > y}} f(\Im(\rho)) &= \frac{1}{2\pi} \int_y^{\infty} f(T) \log \frac{qT}{2\pi} dT \\ &+ \frac{1}{2} O^* \left(|f(y)| g_{\chi}(y) + \int_y^{\infty} |f'(T)| \cdot g_{\chi}(T) dT \right), \end{aligned} \quad (9.24)$$

where

$$g_{\chi}(T) = 0.5 \log qT + 17.7 \quad (9.25)$$

If f is real-valued and decreasing on $[y, \infty)$, the second line of (9.24) equals

$$O^* \left(\frac{1}{4} \int_y^{\infty} \frac{f(T)}{T} dT \right).$$

Proof. Write $N(T, \chi)$ for the number of non-trivial zeros of $L(s, \chi)$ satisfying $|\Im(s)| \leq T$. Write $N^+(T, \chi)$ for the number of (necessarily non-trivial) zeros of $L(s, \chi)$ with $0 < \Im(s) \leq T$. Then, for any $f : \mathbb{R}^+ \rightarrow \mathbb{C}$ with f piecewise differentiable and $\lim_{t \rightarrow \infty} f(t)N(t, \chi) = 0$,

$$\begin{aligned} \sum_{\rho: \Im(\rho) > y} f(\Im(\rho)) &= \int_y^{\infty} f(T) dN^+(T, \chi) \\ &= - \int_y^{\infty} f'(T) (N^+(T, \chi) - N^+(y, \chi)) dT \\ &= - \frac{1}{2} \int_y^{\infty} f'(T) (N(T, \chi) - N(y, \chi)) dT. \end{aligned}$$

Now, by [Ros41, Thms. 17–19] and [McC84a, Thm. 2.1] (see also [Tru, Thm. 1]),

$$N(T, \chi) = \frac{T}{\pi} \log \frac{qT}{2\pi e} + O^*(g_{\chi}(T)) \quad (9.26)$$

for $T \geq 1$, where $g_\chi(T)$ is as in (9.25). (This is a classical formula; the references serve to prove the explicit form (9.25) for the error term $g_\chi(T)$.)

Thus, for $y \geq 1$,

$$\begin{aligned} \sum_{\rho: \Im(\rho) > y} f(\Im(\rho)) &= -\frac{1}{2} \int_y^\infty f'(T) \left(\frac{T}{\pi} \log \frac{qT}{2\pi e} - \frac{y}{\pi} \log \frac{qy}{2\pi e} \right) dT \\ &\quad + \frac{1}{2} O^* \left(|f(y)|g_\chi(y) + \int_y^\infty |f'(T)| \cdot g_\chi(T) dT \right). \end{aligned} \quad (9.27)$$

Here

$$-\frac{1}{2} \int_y^\infty f'(T) \left(\frac{T}{\pi} \log \frac{qT}{2\pi e} - \frac{y}{\pi} \log \frac{qy}{2\pi e} \right) dT = \frac{1}{2\pi} \int_y^\infty f(T) \log \frac{qT}{2\pi} dT. \quad (9.28)$$

If f is real-valued and decreasing (and so, by $\lim_{t \rightarrow \infty} f(t) = 0$, non-negative),

$$\begin{aligned} |f(y)|g_\chi(y) + \int_y^\infty |f'(T)| \cdot g_\chi(T) dT &= f(y)g_\chi(y) - \int_y^\infty f'(T)g_\chi(T) dT \\ &= 0.5 \int_y^\infty \frac{f(T)}{T} dT, \end{aligned}$$

since $g'_\chi(T) \leq 0.5/T$ for all $T \geq T_0$. \square

Let us bound the part of the sum $\sum_\rho G_\delta(\rho)x^\rho$ corresponding to ρ with bounded $|\Im(\rho)|$. The bound we will give is proportional to $\sqrt{T_0} \log qT_0$, whereas a very naive approach (based on the trivial bound $|G_\delta(\sigma + i\tau)| \leq |G_0(\sigma)|$) would give a bound proportional to $T_0 \log qT_0$.

We could obtain a bound proportional to $\sqrt{T_0} \log qT_0$ for $\eta(t) = t^k e^{-t^2/2}$ by using Theorem 8.0.1. Instead, we will give a bound of that same quality valid for η essentially arbitrary simply by using the fact that the Mellin transform is an isometry (preceded by an application of Cauchy-Schwarz).

Lemma 9.1.4. *Let $\eta : \mathbb{R}_0^+ \rightarrow \mathbb{R}$ be such that both $\eta(t)$ and $(\log t)\eta(t)$ lie in $L_1 \cap L_2$ and $\eta(t)/\sqrt{t}$ lies in L_1 (with respect to dt). Let $\delta \in \mathbb{R}$. Let $G_\delta(s)$ be the Mellin transform of $\eta(t)e(\delta t)$.*

Let χ be a primitive character mod q , $q \geq 1$. Let $T_0 \geq 1$. Assume that all non-trivial zeros ρ of $L(s, \chi)$ with $|\Im(\rho)| \leq T_0$ lie on the critical line. Then

$$\sum_{\substack{\rho \text{ non-trivial} \\ |\Im(\rho)| \leq T_0}} |G_\delta(\rho)|$$

is at most

$$\begin{aligned} &(|\eta|_2 + |\eta \cdot \log|_2) \sqrt{T_0} \log qT_0 + (17.21|\eta \cdot \log|_2 - (\log 2\pi\sqrt{e})|\eta|_2) \sqrt{T_0} \\ &\quad + \left| \eta(t)/\sqrt{t} \right|_1 \cdot (1.32 \log q + 34.5) \end{aligned} \quad (9.29)$$

Proof. For $s = 1/2 + i\tau$, we have the trivial bound

$$|G_\delta(s)| \leq \int_0^\infty |\eta(t)| t^{1/2} \frac{dt}{t} = \left| \eta(t)/\sqrt{t} \right|_1, \quad (9.30)$$

where F_δ is as in (9.47). We also have the trivial bound

$$|G'_\delta(s)| = \left| \int_0^\infty (\log t) \eta(t) t^s \frac{dt}{t} \right| \leq \int_0^\infty |(\log t) \eta(t)| t^\sigma \frac{dt}{t} = \left| (\log t) \eta(t) t^{\sigma-1} \right|_1 \quad (9.31)$$

for $s = \sigma + i\tau$.

Let us start by bounding the contribution of very low-lying zeros ($|\Im(\rho)| \leq 1$). By (9.26) and (9.25),

$$N(1, \chi) = \frac{1}{\pi} \log \frac{q}{2\pi e} + O^*(0.5 \log q + 17.7) = O^*(0.819 \log q + 16.8).$$

Therefore,

$$\sum_{\substack{\rho \text{ non-trivial} \\ |\Im(\rho)| \leq 1}} |G_\delta(\rho)| \leq \left| \eta(t) t^{-1/2} \right|_1 \cdot (0.819 \log q + 16.8).$$

Let us now consider zeros ρ with $|\Im(\rho)| > 1$. Apply Lemma 9.1.3 with $y = 1$ and

$$f(t) = \begin{cases} |G_\delta(1/2 + it)| & \text{if } t \leq T_0, \\ 0 & \text{if } t > T_0. \end{cases}$$

This gives us that

$$\begin{aligned} \sum_{\rho: 1 < |\Im(\rho)| \leq T_0} f(\Im(\rho)) &= \frac{1}{\pi} \int_1^{T_0} f(T) \log \frac{qT}{2\pi} dT \\ &+ O^* \left(|f(1)| g_\chi(1) + \int_1^\infty |f'(T)| \cdot g_\chi(T) dT \right), \end{aligned} \quad (9.32)$$

where we are using the fact that $f(\sigma + i\tau) = f(\sigma - i\tau)$ (because η is real-valued). By Cauchy-Schwarz,

$$\frac{1}{\pi} \int_1^{T_0} f(T) \log \frac{qT}{2\pi} dT \leq \sqrt{\frac{1}{\pi} \int_1^{T_0} |f(T)|^2 dT} \cdot \sqrt{\frac{1}{\pi} \int_1^{T_0} \left(\log \frac{qT}{2\pi} \right)^2 dT}.$$

Now

$$\frac{1}{\pi} \int_1^{T_0} |f(T)|^2 dT \leq \frac{1}{2\pi} \int_{-\infty}^\infty \left| G_\delta \left(\frac{1}{2} + iT \right) \right|^2 dT \leq \int_0^\infty |e(\delta t) \eta(t)|^2 dt = |\eta|_2^2$$

by Plancherel (as in (2.6)). We also have

$$\int_1^{T_0} \left(\log \frac{qT}{2\pi} \right)^2 dT \leq \frac{2\pi}{q} \int_0^{\frac{qT_0}{2\pi}} (\log t)^2 dt \leq \left(\left(\log \frac{qT_0}{2\pi e} \right)^2 + 1 \right) \cdot T_0.$$

Hence

$$\frac{1}{\pi} \int_1^{T_0} f(T) \log \frac{qT}{2\pi} dT \leq \sqrt{\left(\log \frac{qT_0}{2\pi e}\right)^2 + 1} \cdot |\eta|_2 \sqrt{T_0}.$$

Again by Cauchy-Schwarz,

$$\int_1^\infty |f'(T)| \cdot g_\chi(T) dT \leq \sqrt{\frac{1}{2\pi} \int_{-\infty}^\infty |f'(T)|^2 dT} \cdot \sqrt{\frac{1}{\pi} \int_1^{T_0} |g_\chi(T)|^2 dT}.$$

Since $|f'(T)| = |G'_\delta(1/2 + iT)|$ and $(M\eta)'(s)$ is the Mellin transform of $\log(t) \cdot e(\delta t)\eta(t)$ (by (2.10)),

$$\frac{1}{2\pi} \int_{-\infty}^\infty |f'(T)|^2 dT = |\eta(t) \log(t)|_2.$$

Much as before,

$$\begin{aligned} \int_1^{T_0} |g_\chi(T)|^2 dT &\leq \int_0^{T_0} (0.5 \log qT + 17.7)^2 dT \\ &= (0.25(\log qT_0)^2 + 17.2(\log qT_0) + 296.09)T_0. \end{aligned}$$

Summing, we obtain

$$\begin{aligned} \frac{1}{\pi} \int_1^{T_0} f(T) \log \frac{qT}{2\pi} dT + \int_1^\infty |f'(T)| \cdot g_\chi(T) dT \\ \leq \left(\left(\log \frac{qT_0}{2\pi e} + \frac{1}{2} \right) |\eta|_2 + \left(\frac{\log qT_0}{2} + 17.21 \right) |\eta(t)(\log t)|_2 \right) \sqrt{T_0} \end{aligned}$$

Finally, by (9.30) and (9.25),

$$|f(1)|g_\chi(1) \leq \left| \eta(t)/\sqrt{t} \right|_1 \cdot (0.5 \log q + 17.7).$$

By (9.32) and the assumption that all non-trivial zeros with $|\Im(\rho)| \leq T_0$ lie on the line $\Re(s) = 1/2$, we conclude that

$$\begin{aligned} \sum_{\substack{\rho \text{ non-trivial} \\ 1 < |\Im(\rho)| \leq T_0}} |G_\delta(\rho)| &\leq (|\eta|_2 + |\eta \cdot \log|_2) \sqrt{T_0} \log qT_0 \\ &\quad + (17.21|\eta \cdot \log|_2 - (\log 2\pi\sqrt{e})|\eta|_2) \sqrt{T_0} \\ &\quad + \left| \eta(t)/\sqrt{t} \right|_1 \cdot (0.5 \log q + 17.7). \end{aligned}$$

□

All that remains is to bound the contribution to $\sum_\rho G_\delta(\rho)x^\rho$ corresponding to all zeroes ρ with $|\Im(\rho)| > T_0$. This will do by another application of Lemma 9.1.3, combined with bounds on $G_\delta(\rho)$ for $\Im(\rho)$ large. This is the only part that will require us to take a look at the actual smoothing function η we are working with; it is at this point, not before, that we actually have to look at each of our options for η one by one.

9.2 Sums and decay for the Gaussian

It is now time to derive our bounds for the Gaussian smoothing. As we were saying, there is really only one thing left to do, namely, an estimate for the sum $\sum_{\rho} |F_{\delta}(\rho)|$ over all zeros ρ with $|\Im(\rho)| > T_0$.

Lemma 9.2.1. *Let $\eta_{\infty}(t) = e^{-t^2/2}$. Let $x \in \mathbb{R}^+$, $\delta \in \mathbb{R}$. Let χ be a primitive character mod q , $q \geq 1$. Assume that all non-trivial zeros ρ of $L(s, \chi)$ with $|\Im(\rho)| \leq T_0$ satisfy $\Re(s) = 1/2$. Assume that $T_0 \geq 50$.*

Write $F_{\delta}(s)$ for the Mellin transform of $\eta(t)e(\delta t)$. Then

$$\sum_{\substack{\rho \\ |\Im(\rho)| > T_0}} |F_{\delta}(\rho)| \leq \log \frac{qT_0}{2\pi} \cdot \left(3.53e^{-0.1598T_0} + 22.5 \frac{\delta^2}{T_0} e^{-0.1065\left(\frac{T_0}{\pi|\delta|}\right)^2} \right).$$

Here we have preferred to give a bound with a simple form. It is probably feasible to derive from Theorem 8.0.1 a bound essentially proportional to $e^{-E(\rho)T_0}$, where $\rho = T_0/(\pi\delta)^2$ and $E(\rho)$ is as in (8.2). (As we discussed in §8.5, $E(\rho)$ behaves as $e^{-(\pi/4)T_0}$ for ρ large and as $e^{-0.125(T_0/(\pi\delta))^2}$ for ρ small.)

Proof. First of all,

$$\sum_{\substack{\rho \\ |\Im(\rho)| > T_0}} |F_{\delta}(\rho)| = \sum_{\substack{\rho \\ \Im(\rho) > T_0}} (|F_{\delta}(\rho)| + |F_{\delta}(1-\rho)|),$$

by the functional equation (which implies that non-trivial zeros come in pairs $\rho, 1-\rho$). Hence, by a somewhat brutish application of Cor. 8.0.2,

$$\sum_{\substack{\rho \\ |\Im(\rho)| > T_0}} |F_{\delta}(\rho)| \leq \sum_{\substack{\rho \\ \Im(\rho) > T_0}} f(\Im(\rho)), \quad (9.33)$$

where

$$f(\tau) = 3.001e^{-0.1065\left(\frac{\tau}{\pi}\right)^2} + 3.286e^{-0.1598|\tau|}. \quad (9.34)$$

Obviously, $f(\tau)$ is a decreasing function of τ for $\tau \geq T_0$.

We now apply Lemma 9.1.3. We obtain that

$$\sum_{\substack{\rho \\ \Im(\rho) > T_0}} f(\Im(\rho)) \leq \int_{T_0}^{\infty} f(T) \left(\frac{1}{2\pi} \log \frac{qT}{2\pi} + \frac{1}{4T} \right) dT. \quad (9.35)$$

We just need to estimate some integrals. For any $y \geq 1$, $c, c_1 > 0$,

$$\begin{aligned} \int_y^{\infty} \left(\log t + \frac{c_1}{t} \right) e^{-ct} dt &\leq \int_y^{\infty} \left(\log t - \frac{1}{ct} \right) e^{-ct} dt + \left(\frac{1}{c} + c_1 \right) \int_y^{\infty} \frac{e^{-ct}}{t} dt \\ &= \frac{(\log y)e^{-cy}}{c} + \left(\frac{1}{c} + c_1 \right) E_1(cy), \end{aligned}$$

where $E_1(x) = \int_x^\infty e^{-t} dt/t$. Clearly, $E_1(x) \leq \int_x^\infty e^{-t} dt/x = e^{-x}/x$. Hence

$$\int_y^\infty \left(\log t + \frac{c_1}{t} \right) e^{-ct} dt \leq \left(\log y + \left(\frac{1}{c} + c_1 \right) \frac{1}{y} \right) \frac{e^{-cy}}{c}.$$

We conclude that

$$\begin{aligned} \int_{T_0}^\infty e^{-0.1598t} \left(\frac{1}{2\pi} \log \frac{qt}{2\pi} + \frac{1}{4t} \right) dt \\ \leq \frac{1}{2\pi} \int_{T_0}^\infty \left(\log t + \frac{\pi/2}{t} \right) e^{-ct} dt + \frac{\log \frac{q}{2\pi}}{2\pi c} \int_{T_0}^\infty e^{-ct} dt \\ = \frac{1}{2\pi c} \left(\log T_0 + \log \frac{q}{2\pi} + \left(\frac{1}{c} + \frac{\pi}{2} \right) \frac{1}{T_0} \right) e^{-cT_0} \end{aligned} \quad (9.36)$$

with $c = 0.1598$. Since $T_0 \geq 50$ and $q \geq 1$, this is at most

$$1.072 \log \frac{qT_0}{2\pi} e^{-cT_0}. \quad (9.37)$$

Now let us deal with the Gaussian term. (It appears only if $T_0 < (3/2)(\pi\delta)^2$, as otherwise $|\tau| \geq (3/2)(\pi\delta)^2$ holds whenever $|\tau| \geq T_0$.) For any $y \geq e, c \geq 0$,

$$\int_y^\infty e^{-ct^2} dt = \frac{1}{\sqrt{c}} \int_{\sqrt{cy}}^\infty e^{-t^2} dt \leq \frac{1}{cy} \int_{\sqrt{cy}}^\infty te^{-t^2} dt \leq \frac{e^{-cy^2}}{2cy}, \quad (9.38)$$

$$\int_y^\infty \frac{e^{-ct^2}}{t} dt = \int_{cy^2}^\infty \frac{e^{-t}}{2t} dt = \frac{E_1(cy^2)}{2} \leq \frac{e^{-cy^2}}{2cy^2}, \quad (9.39)$$

$$\int_y^\infty (\log t) e^{-ct^2} dt \leq \int_y^\infty \left(\log t + \frac{\log t - 1}{2ct^2} \right) e^{-ct^2} dt = \frac{\log y}{2cy} e^{-cy^2}. \quad (9.40)$$

Hence

$$\begin{aligned} \int_{T_0}^\infty e^{-0.1065(\frac{T}{\pi\delta})^2} \left(\frac{1}{2\pi} \log \frac{qT}{2\pi} + \frac{1}{4T} \right) dT \\ = \int_{\frac{T_0}{\pi|\delta|}}^\infty e^{-0.1065t^2} \left(\frac{|\delta|}{2} \log \frac{q|\delta|t}{2} + \frac{1}{4t} \right) dt \\ \leq \left(\frac{\frac{|\delta|}{2} \log \frac{T_0}{\pi|\delta|}}{2c' \frac{T_0}{\pi|\delta|}} + \frac{\frac{|\delta|}{2} \log \frac{q|\delta|}{2}}{2c' \frac{T_0}{\pi|\delta|}} + \frac{1}{8c' \left(\frac{T_0}{\pi|\delta|} \right)^2} \right) e^{-c' \left(\frac{T_0}{\pi|\delta|} \right)^2} \end{aligned} \quad (9.41)$$

with $c' = 0.1065$. Since $T_0 \geq 50$ and $q \geq 1$,

$$\frac{2\pi}{8T_0} \leq \frac{\pi}{200} \leq 0.0152 \cdot \frac{1}{2} \log \frac{qT_0}{2\pi}$$

Thus, the last line of (9.41) is less than

$$1.0152 \frac{\frac{|\delta|}{2} \log \frac{qT_0}{2\pi}}{\frac{2c'T_0}{\pi|\delta|}} e^{-c' \left(\frac{T_0}{\pi|\delta|} \right)^2} = 7.487 \frac{\delta^2}{T_0} \cdot \log \frac{qT_0}{2\pi} \cdot e^{-c' \left(\frac{T_0}{\pi|\delta|} \right)^2}. \quad (9.42)$$

Again by $T_0 \geq 4\pi^2|\delta|$, we see that $1.0057\pi|\delta|/(4cT_0) \leq 1.0057/(16c\pi) \leq 0.18787$.

To obtain our final bound, we simply sum (9.37) and (9.42), after multiplying them by the constants 3.286 and 3.001 in (9.34). We conclude that the integral in (9.35) is at most

$$\left(3.53e^{-0.1598T_0} + 22.5\frac{\delta^2}{T_0}e^{-0.1065\left(\frac{T_0}{\pi|\delta|}\right)^2}\right)\log\frac{qT_0}{2\pi}.$$

□

We need to record a few norms related to the Gaussian $\eta_{\heartsuit}(t) = e^{-t^2/2}$ before we proceed. Recall we are working with the one-sided Gaussian, i.e., we set $\eta_{\heartsuit}(t) = 0$ for $t < 0$. Symbolic integration then gives

$$\begin{aligned} |\eta_{\heartsuit}|_2^2 &= \int_0^\infty e^{-t^2} dt = \frac{\sqrt{\pi}}{2}, \\ |\eta'_{\heartsuit}|_2^2 &= \int_0^\infty (te^{-t^2/2})^2 dt = \frac{\sqrt{\pi}}{4}, \\ |\eta_{\heartsuit} \cdot \log|_2^2 &= \int_0^\infty e^{-t^2} (\log t)^2 dt \\ &= \frac{\sqrt{\pi}}{16} (\pi^2 + 2\gamma^2 + 8\gamma \log 2 + 8(\log 2)^2) \leq 1.94753, \end{aligned} \tag{9.43}$$

$$\begin{aligned} |\eta_{\heartsuit}(t)/\sqrt{t}|_1 &= \int_0^\infty \frac{e^{-t^2/2}}{\sqrt{t}} dt = \frac{\Gamma(1/4)}{2^{3/4}} \leq 2.15581 \\ |\eta'_{\heartsuit}(t)/\sqrt{t}| &= |\eta_{\heartsuit}(t)\sqrt{t}|_1 = \int_0^\infty e^{-\frac{t^2}{2}} \sqrt{t} dt = \frac{\Gamma(3/4)}{2^{1/4}} \leq 1.03045 \\ \left|\eta'_{\heartsuit}(t)t^{1/2}\right|_1 &= \left|\eta_{\heartsuit}(t)t^{3/2}\right|_1 = \int_0^\infty e^{-\frac{t^2}{2}} t^{\frac{3}{2}} dt = 1.07791. \end{aligned} \tag{9.44}$$

We can now state what is really our main result for the Gaussian smoothing. (The version in §7.1 will, as we shall later see, follow from this, given numerical inputs.)

Proposition 9.2.2. *Let $\eta(t) = e^{-t^2/2}$. Let $x \geq 1$, $\delta \in \mathbb{R}$. Let χ be a primitive character mod q , $q \geq 1$. Assume that all non-trivial zeros ρ of $L(s, \chi)$ with $|\Im(\rho)| \leq T_0$ lie on the critical line. Assume that $T_0 \geq 50$.*

Then

$$\sum_{n=1}^{\infty} \Lambda(n) \chi(n) e\left(\frac{\delta}{x} n\right) \eta\left(\frac{n}{x}\right) = \begin{cases} \widehat{\eta}(-\delta)x + O^*(\text{err}_{\eta, \chi}(\delta, x)) \cdot x & \text{if } q = 1, \\ O^*(\text{err}_{\eta, \chi}(\delta, x)) \cdot x & \text{if } q > 1, \end{cases} \tag{9.45}$$

where

$$\begin{aligned} \text{err}_{\eta, \chi}(\delta, x) &= \log \frac{qT_0}{2\pi} \cdot \left(3.53e^{-0.1598T_0} + 22.5\frac{\delta^2}{T_0}e^{-0.1065\left(\frac{T_0}{\pi|\delta|}\right)^2}\right) \\ &\quad + (2.337\sqrt{T_0} \log qT_0 + 21.817\sqrt{T_0} + 2.85 \log q + 74.38)x^{-\frac{1}{2}} \\ &\quad + (3 \log q + 14|\delta| + 17)x^{-1} + (\log q + 6) \cdot (1 + 5|\delta|) \cdot x^{-3/2}. \end{aligned}$$

Proof. Let $F_\delta(s)$ be the Mellin transform of $\eta_\heartsuit(t)e(\delta t)$. By Lemmas 9.1.4 (with $G_\delta = F_\delta$) and Lemma 9.2.1,

$$\left| \sum_{\rho \text{ non-trivial}} F_\delta(\rho) x^\rho \right|$$

is at most (9.29) (with $\eta = \eta_\heartsuit$) times \sqrt{x} , plus

$$\log \frac{qT_0}{2\pi} \cdot \left(3.53e^{-0.1598T_0} + 22.5 \frac{|\delta|^2}{T_0} e^{-0.1065 \left(\frac{T_0}{\pi|\delta|} \right)^2} \right) \cdot x.$$

By the norm computations in (9.43) and (9.44), we see that (9.29) is at most

$$2.337\sqrt{T_0} \log qT_0 + 21.817\sqrt{T_0} + 2.85 \log q + 74.38.$$

Let us now apply Lemma 9.1.1. We saw that the value of R in Lemma 9.1.1 is bounded by (9.23). We know that $\eta_\heartsuit(0) = 1$. Again by (9.43) and (9.44), the quantity c_0 defined in (9.3) is at most $1.4056 + 13.3466|\delta|$. Hence

$$|R| \leq 3 \log q + 13.347|\delta| + 16.695.$$

Lastly,

$$|\eta'_\heartsuit|_2 + 2\pi|\delta||\eta_\heartsuit|_2 \leq 0.942 + 4.183|\delta| \leq 1 + 5|\delta|.$$

Clearly

$$(6.01 - 6) \cdot (1 + 5|\delta|) + 13.347|\delta| + 16.695 < 14|\delta| + 17,$$

and so we are done. \square

9.3 The case of $\eta_*(t)$

We will now work with a weight based on the Gaussian:

$$\eta(t) = \begin{cases} t^2 e^{-t^2/2} & \text{if } t \geq 0, \\ 0 & \text{if } t < 0. \end{cases} \quad (9.46)$$

The fact that this vanishes at $t = 0$ actually makes it easier to work with at several levels.

Its Mellin transform is just a shift of that of the Gaussian. Write

$$\begin{aligned} F_\delta(s) &= (M(e^{-\frac{t^2}{2}} e(\delta t)))(s), \\ G_\delta(s) &= (M(\eta(t)e(\delta t)))(s). \end{aligned} \quad (9.47)$$

Then, by the definition of the Mellin transform,

$$G_\delta(s) = F_\delta(s + 2).$$

We start by bounding the contribution of zeros with large imaginary part, just as before.

Lemma 9.3.1. *Let $\eta(t) = t^2 e^{-t^2/2}$. Let $x \in \mathbb{R}^+$, $\delta \in \mathbb{R}$. Let χ be a primitive character mod q , $q \geq 1$. Assume that all non-trivial zeros ρ of $L(s, \chi)$ with $|\Im(\rho)| \leq T_0$ satisfy $\Re(s) = 1/2$. Assume that $T_0 \geq \max(10\pi|\delta|, 50)$.*

Write $G_\delta(s)$ for the Mellin transform of $\eta(t)e(\delta t)$. Then

$$\sum_{\substack{\rho \\ |\Im(\rho)| > T_0}} |G_\delta(\rho)| \leq T_0 \log \frac{qT_0}{2\pi} \cdot \left(6.11e^{-0.1598T_0} + 1.578e^{-0.1065 \cdot \frac{T_0^2}{(\pi\delta)^2}} \right).$$

Proof. We start by writing

$$\sum_{\substack{\rho \\ |\Im(\rho)| > T_0}} |G_\delta(\rho)| = \sum_{\substack{\rho \\ \Im(\rho) > T_0}} (|F_\delta(\rho + 2)| + |F_\delta((1 - \rho) + 2)|),$$

where we are using $G_\delta(\rho) = F_\delta(\rho + 2)$ and the fact that non-trivial zeros come in pairs $\rho, 1 - \rho$.

By Cor. 8.0.2 with $k = 2$,

$$\sum_{\substack{\rho \\ |\Im(\rho)| > T_0}} |G_\delta(\rho)| \leq \sum_{\substack{\rho \\ \Im(\rho) > T_0}} f(\Im(\rho)),$$

where

$$f(\tau) = \begin{cases} \kappa_{2,1}|\tau|e^{-0.1598|\tau|} + \frac{\kappa_{2,0}}{4} \left(\frac{|\tau|}{\pi\delta} \right)^2 e^{-0.1065 \left(\frac{|\tau|}{\pi\delta} \right)^2} & \text{if } |\tau| < \frac{3}{2}(\pi\delta)^2, \\ \kappa_{2,1}|\tau|e^{-0.1598|\tau|} & \text{if } |\tau| \geq \frac{3}{2}(\pi\delta)^2, \end{cases} \quad (9.48)$$

where $\kappa_{2,0} = 7.96$ and $\kappa_{2,1} = 5.13$. We are including the term $|\tau|e^{-0.1598|\tau|}$ in both cases in part because we cannot be bothered to take it out (just as we could not be bothered in the proof of Lem. 9.2.1) and in part to ensure that $f(\tau)$ is a decreasing function of τ for $\tau \geq T_0$.

We can now apply Lemma 9.1.3. We obtain, again,

$$\sum_{\substack{\rho \\ \Im(\rho) > T_0}} f(\Im(\rho)) \leq \int_{T_0}^{\infty} f(T) \left(\frac{1}{2\pi} \log \frac{qT}{2\pi} + \frac{1}{4T} \right) dT. \quad (9.49)$$

Just as before, we will need to estimate some integrals.

For any $y \geq 1$, $c, c_1 > 0$ such that $\log y > 1/(cy)$,

$$\begin{aligned} \int_y^{\infty} t e^{-ct} dt &= \left(\frac{y}{c} + \frac{1}{c^2} \right) e^{-cy}, \\ \int_y^{\infty} \left(t \log t + \frac{c_1}{t} \right) e^{-ct} dt &\leq \int_y^{\infty} \left(\left(t + \frac{a-1}{c} \right) \log t - \frac{1}{c} - \frac{a}{c^2 t} \right) e^{-ct} dt \\ &= \left(\frac{y}{c} + \frac{a}{c^2} \right) e^{-cy} \log y, \end{aligned} \quad (9.50)$$

where

$$a = \frac{\frac{\log y}{c} + \frac{1}{c} + \frac{c_1}{y}}{\frac{\log y}{c} - \frac{1}{c^2 y}}.$$

Setting $c = 0.1598$, $c_1 = \pi/2$, $y = T_0 \geq 50$, we obtain that

$$\begin{aligned} & \int_{T_0}^{\infty} \left(\frac{1}{2\pi} \log \frac{qT}{2\pi} + \frac{1}{4T} \right) T e^{-0.1598T} dT \\ & \leq \frac{1}{2\pi} \left(\log \frac{q}{2\pi} \cdot \left(\frac{T_0}{c} + \frac{1}{c^2} \right) + \left(\frac{T_0}{c} + \frac{a}{c^2} \right) \log T_0 \right) e^{-0.1598T_0} \end{aligned} \quad (9.51)$$

and

$$a = \frac{\frac{\log T_0}{0.1598} + \frac{1}{0.1598} + \frac{\pi/2}{T_0}}{\frac{\log T_0}{0.1598} - \frac{1}{0.1598^2 T_0}} \leq 1.299.$$

It is easy to see that ratio of the expression within parentheses on the right side of (9.51) to $T_0 \log(qT_0/2\pi)$ increases as q decreases and, if we hold q fixed, decreases as $T_0 \geq 2\pi$ increases; thus, it is maximal for $q = 1$ and $T_0 = 50$. Multiplying (9.51) by $\kappa_{2,1} = 5.13$ and simplifying by the assumption $T_0 \geq 50$, we obtain that

$$\int_{T_0}^{\infty} 5.13 T e^{-0.1598T} \left(\frac{1}{2\pi} \log \frac{qT_0}{2\pi} + \frac{1}{4T} \right) dT \leq 6.11 T_0 \log \frac{qT_0}{2\pi} \cdot e^{-0.1598T_0}. \quad (9.52)$$

Now let us examine the Gaussian term. First of all – when does it arise? If $T_0 \geq (3/2)(\pi\delta)^2$, then $|\tau| \geq (3/2)(\pi\delta)^2$ holds whenever $|\tau| \geq T_0$, and so (9.48) does not give us a Gaussian term. Recall that $T_0 \geq 10\pi|\delta|$, which means that $|\delta| \leq 20/(3\pi)$ implies that $T_0 \geq (3/2)(\pi\delta)^2$. We can thus assume from now on that $|\delta| > 20/(3\pi)$, since otherwise there is no Gaussian term to treat.

For any $y \geq 1$, $c, c_1 > 0$,

$$\begin{aligned} \int_y^{\infty} t^2 e^{-ct^2} dt & < \int_y^{\infty} \left(t^2 + \frac{1}{4c^2 t^2} \right) e^{-ct^2} dt = \left(\frac{y}{2c} + \frac{1}{4c^2 y} \right) \cdot e^{-cy^2}, \\ \int_y^{\infty} (t^2 \log t + c_1 t) \cdot e^{-ct^2} dt & \leq \int_y^{\infty} \left(t^2 \log t + \frac{at \log et}{2c} - \frac{\log et}{2c} - \frac{a}{4c^2 t} \right) e^{-ct^2} dt \\ & = \frac{(2cy + a) \log y + a}{4c^2} \cdot e^{-cy^2}, \end{aligned}$$

where

$$a = \frac{c_1 y + \frac{\log ey}{2c}}{\frac{y \log ey}{2c} - \frac{1}{4c^2 y}} = \frac{1}{y} + \frac{c_1 y + \frac{1}{4c^2 y^2}}{\frac{y \log ey}{2c} - \frac{1}{4c^2 y}} = \frac{1}{y} + \frac{2c_1 c}{\log ey} + \frac{\frac{c_1}{2cy \log ey} + \frac{1}{4c^2 y^2}}{\frac{y \log ey}{2c} - \frac{1}{4c^2 y}}.$$

(Note that a decreases as $y \geq y_0$ increases, provided that $\log ey_0 > 1/(2cy_0^2)$.) Setting

$c = 0.1065$, $c_1 = 1/(2|\delta|) \leq 3/16$ and $y = T_0/(\pi|\delta|) \geq 4\pi$, we obtain

$$\begin{aligned} & \int_{\frac{T_0}{\pi|\delta|}}^{\infty} \left(\frac{1}{2\pi} \log \frac{q|\delta|t}{2} + \frac{1}{4\pi|\delta|t} \right) t^2 e^{-0.1065t^2} dt \\ & \leq \left(\frac{1}{2\pi} \log \frac{q|\delta|}{2} \right) \cdot \left(\frac{T_0}{2\pi c|\delta|} + \frac{1}{4c^2 \cdot 10} \right) \cdot e^{-0.1065 \left(\frac{T_0}{\pi|\delta|} \right)^2} \\ & \quad + \frac{1}{2\pi} \cdot \frac{\left(2c \frac{T_0}{\pi|\delta|} + a \right) \log \frac{T_0}{\pi|\delta|} + a}{4c^2} \cdot e^{-0.1065 \left(\frac{T_0}{\pi|\delta|} \right)^2} \end{aligned}$$

and

$$a \leq \frac{1}{10} + \frac{\left(\frac{2 \cdot 20}{3\pi} \right)^{-1} \cdot 10 + \frac{1}{4 \cdot 0.1065^2 \cdot 10^2}}{\frac{10 \log 10e}{2 \cdot 0.1065} - \frac{1}{4 \cdot 0.1065^2 \cdot 10}} \leq 0.117.$$

Multiplying by $(\kappa_{2,0}/4)\pi|\delta|$, we get that

$$\int_{T_0}^{\infty} \frac{\kappa_{2,0}}{4} \left(\frac{T}{\pi|\delta|} \right)^2 e^{-0.1065 \left(\frac{T}{\pi|\delta|} \right)^2} \left(\frac{1}{2\pi} \log \frac{qT_0}{2\pi} + \frac{1}{4T} \right) dT \quad (9.53)$$

is at most $e^{-0.1065 \left(\frac{T_0}{\pi|\delta|} \right)^2}$ times

$$\begin{aligned} & \left((1.487T_0 + 2.194|\delta|) \cdot \log \frac{q|\delta|}{2} + 1.487T_0 \log \frac{T_0}{\pi|\delta|} + 2.566|\delta| \log \frac{eT_0}{\pi|\delta|} \right) \\ & \leq \left(1.487 + 2.566 \cdot \frac{1 + \frac{1}{\log T_0/\pi|\delta|}}{T_0/|\delta|} \right) T_0 \log \frac{qT_0}{2\pi} \leq 1.578 \cdot T_0 \log \frac{qT_0}{2\pi}, \end{aligned} \quad (9.54)$$

where we are using several times the assumption that $T_0 \geq 4\pi^2|\delta|$ (and, in one occasion, the fact that $|\delta| > 20/(3\pi) > 2$).

We sum (9.52) and the estimate for (9.53) we have just got to reach our conclusion. \square

Again, we record some norms obtained by symbolic integration: for η as in (9.46),

$$\begin{aligned} |\eta|_2^2 &= \frac{3}{8}\sqrt{\pi}, \quad |\eta'|_2^2 = \frac{7}{16}\sqrt{\pi}, \\ |\eta \cdot \log|_2^2 &= \frac{\sqrt{\pi}}{64} (8(3\gamma - 8) \log 2 + 3\pi^2 + 6\gamma^2 + 24(\log 2)^2 + 16 - 32\gamma) \\ &\leq 0.16364, \\ |\eta(t)/\sqrt{t}|_1 &= \frac{2^{1/4}\Gamma(1/4)}{4} \leq 1.07791, \quad |\eta(t)\sqrt{t}|_1 = \frac{3}{4}2^{3/4}\Gamma(3/4) \leq 1.54568, \\ |\eta'(t)/\sqrt{t}|_1 &= \int_0^{\sqrt{2}} t^{3/2} e^{-\frac{t^2}{2}} dt - \int_{\sqrt{2}}^{\infty} t^{3/2} e^{-\frac{t^2}{2}} dt \leq 1.48469, \\ |\eta'(t)\sqrt{t}|_1 &\leq 1.72169. \end{aligned} \quad (9.55)$$

Proposition 9.3.2. *Let $\eta(t) = t^2 e^{-t^2/2}$. Let $x \geq 1$, $\delta \in \mathbb{R}$. Let χ be a primitive character mod q , $q \geq 1$. Assume that all non-trivial zeros ρ of $L(s, \chi)$ with $|\Im(\rho)| \leq T_0$ lie on the critical line. Assume that $T_0 \geq \max(10\pi|\delta|, 50)$.*

Then

$$\sum_{n=1}^{\infty} \Lambda(n) \chi(n) e\left(\frac{\delta}{x} n\right) \eta(n/x) = \begin{cases} \widehat{\eta}(-\delta)x + O^*(\text{err}_{\eta, \chi}(\delta, x)) \cdot x & \text{if } q = 1, \\ O^*(\text{err}_{\eta, \chi}(\delta, x)) \cdot x & \text{if } q > 1, \end{cases} \quad (9.56)$$

where

$$\begin{aligned} \text{err}_{\eta, \chi}(\delta, x) = & T_0 \log \frac{qT_0}{2\pi} \cdot \left(6.11e^{-0.1598T_0} + 1.578e^{-0.1065 \cdot \frac{T_0^2}{(\pi\delta)^2}} \right) \\ & + \left(1.22\sqrt{T_0} \log qT_0 + 5.056\sqrt{T_0} + 1.423 \log q + 37.19 \right) \cdot x^{-1/2} \\ & + (3 + 11|\delta|)x^{-1} + (\log q + 6) \cdot (1 + 6|\delta|) \cdot x^{-3/2}. \end{aligned} \quad (9.57)$$

Proof. We proceed as in the proof of Prop. 9.2.2. The contribution of Lemma 9.3.1 is

$$T_0 \log \frac{qT_0}{2\pi} \cdot \left(6.11e^{-0.1598T_0} + 1.578e^{-0.1065 \cdot \frac{T_0^2}{(\pi\delta)^2}} \right) \cdot x,$$

whereas the contribution of Lemma 9.1.4 is at most

$$(1.22\sqrt{T_0} \log qT_0 + 5.056\sqrt{T_0} + 1.423 \log q + 37.188)\sqrt{x}.$$

Let us now apply Lemma 9.1.1. Since $\eta(0) = 0$, we have

$$R = O^*(c_0) = O^*(2.138 + 10.99|\delta|).$$

Lastly,

$$|\eta'|_2 + 2\pi|\delta||\eta|_2 \leq 0.881 + 5.123|\delta|.$$

□

Now that we have Prop. 9.3.2, we can derive from it similar bounds for a smoothing defined as the multiplicative convolution of η with something else. In general, for $\varphi_1, \varphi_2 : [0, \infty) \rightarrow \mathbb{C}$, if we know how to bound sums of the form

$$S_{f, \varphi_1}(x) = \sum_n f(n) \varphi_1(n/x), \quad (9.58)$$

we can bound sums of the form $S_{f, \varphi_1 *_{\mathcal{M}} \varphi_2}$, simply by changing the order of summation and integration:

$$\begin{aligned} S_{f, \varphi_1 *_{\mathcal{M}} \varphi_2} &= \sum_n f(n) \cdot (\varphi_1 *_{\mathcal{M}} \varphi_2) \left(\frac{n}{x} \right) \\ &= \int_0^\infty \sum_n f(n) \varphi_1 \left(\frac{n}{wx} \right) \varphi_2(w) \frac{dw}{w} = \int_0^\infty S_{f, \varphi_1}(wx) \varphi_2(w) \frac{dw}{w}. \end{aligned} \quad (9.59)$$

This is particularly nice if $\varphi_2(t)$ vanishes in a neighbourhood of the origin, since then the argument wx of $S_{f,\varphi_1}(wx)$ is always large.

We will use $\varphi_1(t) = t^2 e^{-t^2/2}$, $\varphi_2(t) = \eta_1 *_M \eta_1$, where η_1 is 2 times the characteristic function of the interval $[1/2, 1]$. The motivation for the choice of φ_1 and φ_2 is clear: we have just got bounds based on $\varphi_1(t)$ in the major arcs, and we obtained minor-arc bounds for the weight $\varphi_2(t)$ in Part I.

Corollary 9.3.3. *Let $\eta(t) = t^2 e^{-t^2/2}$, $\eta_1 = 2 \cdot I_{[1/2, 1]}$, $\eta_2 = \eta_1 *_M \eta_1$. Let $\eta_* = \eta_2 *_M \eta$. Let $x \in \mathbb{R}^+$, $\delta \in \mathbb{R}$. Let χ be a primitive character mod q , $q \geq 1$. Assume that all non-trivial zeros ρ of $L(s, \chi)$ with $|\Im(\rho)| \leq T_0$ lie on the critical line. Assume that $T_0 \geq \max(10\pi|\delta|, 50)$.*

Then

$$\sum_{n=1}^{\infty} \Lambda(n) \chi(n) e\left(\frac{\delta}{x} n\right) \eta_*(n/x) = \begin{cases} \widehat{\eta}_*(-\delta)x + O^*(\text{err}_{\eta_*,\chi}(\delta, x)) \cdot x & \text{if } q = 1, \\ O^*(\text{err}_{\eta_*,\chi}(\delta, x)) \cdot x & \text{if } q > 1, \end{cases} \quad (9.60)$$

where

$$\begin{aligned} \text{err}_{\eta_*,\chi}(\delta, x) &= T_0 \log \frac{qT_0}{2\pi} \cdot \left(6.11e^{-0.1598T_0} + 0.0102 \cdot e^{-0.1065 \cdot \frac{T_0^2}{(\pi\delta)^2}} \right) \\ &\quad + \left(1.679\sqrt{T_0} \log qT_0 + 6.957\sqrt{T_0} + 1.958 \log q + 51.17 \right) \cdot x^{-\frac{1}{2}} \\ &\quad + (6 + 22|\delta|)x^{-1} + (\log q + 6) \cdot (3 + 17|\delta|) \cdot x^{-3/2}. \end{aligned} \quad (9.61)$$

Proof. The left side of (9.60) equals

$$\begin{aligned} &\int_0^\infty \sum_{n=1}^\infty \Lambda(n) \chi(n) e\left(\frac{\delta n}{x}\right) \eta\left(\frac{n}{wx}\right) \eta_2(w) \frac{dw}{w} \\ &= \int_{\frac{1}{4}}^1 \sum_{n=1}^\infty \Lambda(n) \chi(n) e\left(\frac{\delta wn}{wx}\right) \eta\left(\frac{n}{wx}\right) \eta_2(w) \frac{dw}{w}, \end{aligned}$$

since η_2 is supported on $[-1/4, 1]$. By Prop. 9.3.2, the main term (if $q = 1$) contributes

$$\begin{aligned} &\int_{\frac{1}{4}}^1 \widehat{\eta}(-\delta w) xw \cdot \eta_2(w) \frac{dw}{w} = x \int_0^\infty \widehat{\eta}(-\delta w) \eta_2(w) dw \\ &= x \int_0^\infty \int_{-\infty}^\infty \eta(t) e(\delta wt) dt \cdot \eta_2(w) dw = x \int_0^\infty \int_{-\infty}^\infty \eta\left(\frac{r}{w}\right) e(\delta r) \frac{dr}{w} \eta_2(w) dw \\ &= x \int_{-\infty}^\infty \left(\int_0^\infty \eta\left(\frac{r}{w}\right) \eta_2(w) \frac{dw}{w} \right) e(\delta r) dr = \widehat{\eta}_*(-\delta) \cdot x. \end{aligned}$$

The error term is

$$\int_{\frac{1}{4}}^1 \text{err}_{\eta,\chi}(\delta w, wx) \cdot wx \cdot \eta_2(w) \frac{dw}{w} = x \cdot \int_{\frac{1}{4}}^1 \text{err}_{\eta,\chi}(\delta w, wx) \eta_2(w) dw. \quad (9.62)$$

Using the fact that

$$\eta_2(w) = \begin{cases} 4 \log 4w & \text{if } w \in [1/4, 1/2], \\ 4 \log w^{-1} & \text{if } w \in [1/2, 1], \\ 0 & \text{otherwise,} \end{cases}$$

we can easily check that

$$\begin{aligned} \int_0^\infty \eta_2(w) dw &= 1, & \int_0^\infty w^{-1/2} \eta_2(w) dw &\leq 1.37259, \\ \int_0^\infty w^{-1} \eta_2(w) dw &= 4(\log 2)^2 \leq 1.92182, & \int_0^\infty w^{-3/2} \eta_2(w) dw &\leq 2.74517 \end{aligned}$$

and, by rigorous numerical integration from $1/4$ to $1/2$ and from $1/2$ to 1 (using, e.g., VNODE-LP [Ned06]),

$$\int_0^\infty e^{-0.1065 \cdot 10^2 (\frac{1}{w^2} - 1)} \eta_2(w) dw \leq 0.006446.$$

We then see that (9.57) and (9.62) imply (9.61). \square

9.4 The case of $\eta_+(t)$

We will work with

$$\eta(t) = \eta_+(t) = h_H(t) \cdot t\eta_\heartsuit(t) = h_H(t) \cdot te^{-t^2/2}, \quad (9.63)$$

where h_H is as in (7.6). We recall that h_H is a band-limited approximation to the function h defined in (7.5) – to be more precise, $Mh_H(it)$ is the truncation of $Mh(it)$ to the interval $[-H, H]$.

We are actually defining h , h_H and η in a slightly different way from what was done in the first version of [Hela]. The difference is instructive. There, $\eta(t)$ was defined as $h_H(t)e^{-t^2/2}$, and h_H was a band-limited approximation to a function h defined as in (7.5), but with $t^3(2-t)^3$ instead of $t^2(2-t)^3$. The reason for our new definitions is that now the truncation of $Mh(it)$ will not break the holomorphy of $M\eta$, and so we will be able to use the general results we proved in §9.1.

In essence, Mh will still be holomorphic because the Mellin transform of $t\eta_\heartsuit(t)$ is holomorphic in the domain we care about, unlike the Mellin transform of $\eta_\heartsuit(t)$, which does have a pole at $s = 0$.

As usual, we start by bounding the contribution of zeros with large imaginary part. The procedure is much as before: since $\eta_+(t) = \eta_H(t)\eta_\heartsuit(t)$, the Mellin transform $M\eta_+$ is a convolution of $M(te^{-t^2/2})$ and something of support in $[-H, H]i$, namely, $M\eta_H$ restricted to the imaginary axis. This means that the decay of $M\eta_+$ is (at worst) like the decay of $M(te^{-t^2/2})$, delayed by H .

Lemma 9.4.1. *Let $\eta = \eta_+$ be as in (9.63) for some $H \geq 25$. Let $x \in \mathbb{R}^+$, $\delta \in \mathbb{R}$. Let χ be a primitive character mod q , $q \geq 1$. Assume that all non-trivial zeros ρ of $L(s, \chi)$ with $|\Im(\rho)| \leq T_0$ satisfy $\Re(s) = 1/2$, where $T_0 \geq H + \max(10\pi|\delta|, 50)$.*

Write $G_\delta(s)$ for the Mellin transform of $\eta(t)e(\delta t)$. Then

$$\sum_{\substack{\rho \\ |\Im(\rho)| > T_0}} |G_\delta(\rho)| \leq \left(11.308\sqrt{T'_0}e^{-0.1598T'_0} + 16.147|\delta|e^{-0.1065\left(\frac{T'_0}{\pi\delta}\right)^2} \right) \log \frac{qT_0}{2\pi},$$

where $T'_0 = T_0 - H$.

Proof. As usual,

$$\sum_{\substack{\rho \\ |\Im(\rho)| > T_0}} |G_\delta(\rho)| = \sum_{\substack{\rho \\ \Im(\rho) > T_0}} (|G_\delta(\rho)| + |G_\delta(1 - \rho)|).$$

Let F_δ be as in (9.47). Then, since $\eta_+(t)e(\delta t) = h_H(t)te^{-t^2/2}e(\delta t)$, where h_H is as in (7.6), we see by (2.9) that

$$G_\delta(s) = \frac{1}{2\pi} \int_{-H}^H Mh(ir)F_\delta(s+1-ir)dr,$$

and so, since $|Mh(ir)| = |Mh(-ir)|$,

$$|G_\delta(\rho)| + |G_\delta(1 - \rho)| \leq \frac{1}{2\pi} \int_{-H}^H |Mh(ir)|(|F_\delta(1 + \rho - ir)| + |F_\delta(2 - (\rho - ir))|)dr. \quad (9.64)$$

We apply Cor. 8.0.2 with $k = 1$ and $T_0 - H$ instead of T_0 , and obtain that $|F_\delta(\rho)| + |F_\delta(1 - \rho)| \leq g(\tau)$, where

$$g(\tau) = \kappa_{1,1}\sqrt{|\tau|}e^{-0.1598|\tau|} + \kappa_{1,0}\frac{|\tau|}{2\pi|\delta|}e^{-0.1065\left(\frac{\tau}{\pi\delta}\right)^2}, \quad (9.65)$$

where $\kappa_{1,0} = 4.903$ and $\kappa_{1,1} = 4.017$. (As in the proof of Lemmas 9.2.1 and 9.3.1, we are putting in extra terms so as to simplify our integrals.)

From (9.64), we conclude that

$$|G_\delta(\rho)| + |G_\delta(1 - \rho)| \leq f(\tau),$$

for $\rho = \sigma + i\tau$, $\tau > 0$, where

$$f(\tau) = \frac{|Mh(ir)|_1}{2\pi} \cdot g(\tau - H)$$

is decreasing for $\tau \geq T_0$ (because $g(\tau)$ is decreasing for $\tau \geq T_0 - H$). By (A.17), $|Mh(ir)|_1 \leq 16.193918$.

We apply Lemma 9.1.3, and get that

$$\begin{aligned} \sum_{\substack{\rho \\ |\Im(\rho)| > T_0}} |G_\delta(\rho)| &\leq \int_{T_0}^{\infty} f(T) \left(\frac{1}{2\pi} \log \frac{qT}{2\pi} + \frac{1}{4T} \right) dT \\ &= \frac{|Mh(ir)|_1}{2\pi} \int_{T_0}^{\infty} g(T-H) \left(\frac{1}{2\pi} \log \frac{qT}{2\pi} + \frac{1}{4T} \right) dT. \end{aligned} \quad (9.66)$$

Now we just need to estimate some integrals. For any $y \geq e^2$, $c > 0$ and $\kappa, \kappa_1 \geq 0$,

$$\int_y^{\infty} \sqrt{t} e^{-ct} dt \leq \left(\frac{\sqrt{y}}{c} + \frac{1}{2c^2\sqrt{y}} \right) e^{-cy},$$

$$\int_y^{\infty} \left(\sqrt{t} \log(t + \kappa) + \frac{\kappa_1}{\sqrt{t}} \right) e^{-ct} dt \leq \left(\frac{\sqrt{y}}{c} + \frac{a}{c^2\sqrt{y}} \right) \log(y + \kappa) e^{-cy},$$

where

$$a = \frac{1}{2} + \frac{1 + c\kappa_1}{\log(y + \kappa)}.$$

The contribution of the exponential term in (9.65) to (9.66) thus equals

$$\begin{aligned} &\frac{\kappa_{1,1}|Mh(ir)|_1}{2\pi} \int_{T_0}^{\infty} \left(\frac{1}{2\pi} \log \frac{qT}{2\pi} + \frac{1}{4T} \right) \sqrt{T-H} \cdot e^{-0.1598(T-H)} dT \\ &\leq 10.3532 \int_{T_0-H}^{\infty} \left(\frac{1}{2\pi} \log(T+H) + \frac{\log \frac{q}{2\pi}}{2\pi} + \frac{1}{4T} \right) \sqrt{T} e^{-0.1598T} dT \quad (9.67) \\ &\leq \frac{10.3532}{2\pi} \left(\frac{\sqrt{T_0-H}}{0.1598} + \frac{a}{0.1598^2\sqrt{T_0-H}} \right) \log \frac{qT_0}{2\pi} \cdot e^{-0.1598(T_0-H)}, \end{aligned}$$

where $a = 1/2 + (1 + 0.1598\pi/2)/\log T_0$. Since $T_0 - H \geq 50$ and $T_0 \geq 50 + 25 = 75$, this is at most

$$11.308\sqrt{T_0-H} \log \frac{qT_0}{2\pi} \cdot e^{-0.1598(T_0-H)}.$$

We now estimate a few more integrals so that we can handle the Gaussian term in (9.65). For any $y > 1$, $c > 0$, $\kappa, \kappa_1 \geq 0$,

$$\int_y^{\infty} t e^{-ct^2} dt = \frac{e^{-cy^2}}{2c},$$

$$\int_y^{\infty} (t \log(t + \kappa) + \kappa_1) e^{-ct^2} dt \leq \left(1 + \frac{\kappa_1 + \frac{1}{2cy}}{y \log(y + \kappa)} \right) \frac{\log(y + \kappa) \cdot e^{-cy^2}}{2c}$$

Proceeding just as before, we see that the contribution of the Gaussian term in (9.65)

to (9.66) is at most

$$\begin{aligned}
& \frac{\kappa_{1,0}|Mh(ir)|_1}{2\pi} \int_{T_0}^{\infty} \left(\frac{1}{2\pi} \log \frac{qT}{2\pi} + \frac{1}{4T} \right) \frac{T-H}{2\pi|\delta|} \cdot e^{-0.1065\left(\frac{T-H}{\pi\delta}\right)^2} dT \\
& \leq 12.6368 \cdot \frac{|\delta|}{4} \int_{\frac{T_0-H}{\pi|\delta|}}^{\infty} \left(\log \left(T + \frac{H}{\pi|\delta|} \right) + \log \frac{q|\delta|}{2} + \frac{\pi/2}{T} \right) T e^{-0.1065T^2} dT \\
& \leq 12.6368 \cdot \frac{|\delta|}{8 \cdot 0.1065} \left(1 + \frac{\frac{\pi}{2} + \frac{\pi|\delta|}{2 \cdot 0.1065 \cdot (T_0-H)}}{\frac{T_0-H}{\pi|\delta|} \log \frac{T_0}{\pi|\delta|}} \right) \log \frac{qT_0}{2\pi} \cdot e^{-0.1065\left(\frac{T_0-H}{\pi\delta}\right)^2},
\end{aligned} \tag{9.68}$$

Since $(T_0 - H)/(\pi|\delta|) \geq 10$, this is at most

$$16.147|\delta| \log \frac{qT_0}{2\pi} \cdot e^{-0.1065\left(\frac{T_0-H}{\pi\delta}\right)^2}.$$

□

Proposition 9.4.2. *Let $\eta = \eta_+$ be as in (9.63) for some $H \geq 25$. Let $x \geq 10^3$, $\delta \in \mathbb{R}$. Let χ be a primitive character mod q , $q \geq 1$. Assume that all non-trivial zeros ρ of $L(s, \chi)$ with $|\Im(\rho)| \leq T_0$ lie on the critical line, where $T_0 \geq H + \max(10\pi|\delta|, 50)$.*

Then

$$\sum_{n=1}^{\infty} \Lambda(n) \chi(n) e\left(\frac{\delta}{x} n\right) \eta_+(n/x) = \begin{cases} \widehat{\eta}_+(-\delta)x + O^*(\text{err}_{\eta_+, \chi}(\delta, x)) \cdot x & \text{if } q = 1, \\ O^*(\text{err}_{\eta_+, \chi}(\delta, x)) \cdot x & \text{if } q > 1, \end{cases} \tag{9.69}$$

where

$$\begin{aligned}
\text{err}_{\eta_+, \chi}(\delta, x) = & \left(11.308\sqrt{T'_0} \cdot e^{-0.1598T'_0} + 16.147|\delta|e^{-0.1065\left(\frac{T'_0}{\pi\delta}\right)^2} \right) \log \frac{qT_0}{2\pi} \\
& + (1.634\sqrt{T_0} \log qT_0 + 12.43\sqrt{T_0} + 1.321 \log q + 34.51)x^{1/2}, \\
& + (9 + 11|\delta|)x^{-1} + (\log q)(11 + 6|\delta|)x^{-3/2},
\end{aligned} \tag{9.70}$$

where $T'_0 = T_0 - H$.

Proof. We can apply Lemmas 9.1.1 and Lemma 9.1.4 because $\eta_+(t)$, $(\log t)\eta_+(t)$ and $\eta'_+(t)$ are in ℓ_2 (by (A.25), (A.28) and (A.32)) and $\eta_+(t)t^{\sigma-1}$ and $\eta'_+(t)t^{\sigma-1}$ are in ℓ_1 for σ in an open interval containing $[1/2, 3/2]$ (by (A.30) and (A.33)). (Because of (9.5), the fact that $\eta_+(t)t^{-1/2}$ and $\eta_+(t)t^{1/2}$ are in ℓ_1 implies that $\eta_+(t) \log t$ is also in ℓ_1 , as is required by Lemma 9.1.4.)

We apply Lemmas 9.1.1, 9.1.4 and 9.4.1. We bound the norms involving η_+ using the estimates in §A.3 and §A.4. Since $\eta_+(0) = 0$ (by the definition (A.3) of η_+), the term R in (9.2) is at most c_0 , where c_0 is as in (9.3). We bound

$$\begin{aligned}
c_0 \leq & \frac{2}{3} \left(2.922875 \left(\sqrt{\Gamma(1/2)} + \sqrt{\Gamma(3/2)} \right) + 1.062319 \left(\sqrt{\Gamma(5/2)} + \sqrt{\Gamma(7/2)} \right) \right) \\
& + \frac{4\pi}{3} |\delta| \cdot 1.062319 \left(\sqrt{\Gamma(3/2)} + \sqrt{\Gamma(5/2)} \right) \leq 6.536232 + 9.319578|\delta|
\end{aligned}$$

using (A.30) and (A.33). By (A.25), (A.32) and the assumption $H \geq 25$,

$$|\eta_+|_2 \leq 0.80365, \quad |\eta'_+|_2 \leq 10.845789.$$

Thus, the error terms in (9.1) total at most

$$\begin{aligned} & 6.536232 + 9.319578|\delta| + (\log q + 6.01)(10.845789 + 2\pi \cdot 0.80365|\delta|)x^{-1/2} \\ & \leq 9 + 11|\delta| + (\log q)(11 + 6|\delta|)x^{-1/2}. \end{aligned} \tag{9.71}$$

The part of the sum $\sum_{\rho} G_{\delta}(\rho)x^{\rho}$ in (9.1) corresponding to zeros ρ with $|\Im(\rho)| > T_0$ gets estimated by Lem 9.4.1. By Lemma 9.1.4, the part of the sum corresponding to zeros ρ with $|\Im(\rho)| \leq T_0$ is at most

$$(1.634\sqrt{T_0} \log q T_0 + 12.43\sqrt{T_0} + 1.321 \log q + 34.51)x^{1/2},$$

where we estimate the norms $|\eta_+|_2$, $|\eta \cdot \log|_2$ and $|\eta(t)/\sqrt{t}|_1$ by (A.25), (A.28) and (A.30). \square

9.5 A sum for $\eta_+(t)^2$

Using a smoothing function sometimes leads to considering sums involving the square of the smoothing function. In particular, in Part III, we will need a result involving η_+^2 – something that could be slightly challenging to prove, given the way in which η_+ is defined. Fortunately, we have bounds on $|\eta_+|_{\infty}$ and other ℓ_{∞} -norms (see Appendix A.5). Our task will also be made easier by the fact that we do not have a phase $e(\delta n/x)$ this time. All in all, this will be yet another demonstration of the generality of the framework developed in §9.1.

Proposition 9.5.1. *Let $\eta = \eta_+$ be as in (9.63), $H \geq 25$. Let $x \geq 10^8$. Assume that all non-trivial zeros ρ of the Riemann zeta function $\zeta(s)$ with $|\Im(\rho)| \leq T_0$ lie on the critical line, where $T_0 \geq \max(2H + 25, 200)$.*

Then

$$\sum_{n=1}^{\infty} \Lambda(n)(\log n)\eta_+^2(n/x) = x \cdot \int_0^{\infty} \eta_+^2(t) \log xt \, dt + O^*(\text{err}_{\ell_2, \eta_+}) \cdot x \log x, \tag{9.72}$$

where

$$\begin{aligned} \text{err}_{\ell_2, \eta_+} = & \left(\left(0.462 \frac{(\log T_1)^2}{\log x} + 0.909 \log T_1 \right) T_1 + 1.71 \left(1 + \frac{\log T_1}{\log x} \right) H \right) e^{-\frac{\pi}{4} T_1} \\ & + (2.445\sqrt{T_0} \log T_0 + 50.04) \cdot x^{-1/2} \end{aligned} \tag{9.73}$$

and $T_1 = T_0 - 2H$.

The assumption $T_0 \geq 200$ is stronger than what we strictly need, but, as it happens, we could make much stronger assumptions still. Proposition 9.5.1 relies on a verification of zeros of the Riemann zeta function; such verifications have gone up to values of T_0 much higher than 200.

Proof. We will need to consider two smoothing functions, namely, $\eta_{+,0}(t) = \eta_+(t)^2$ and $\eta_{+,1} = \eta_+(t)^2 \log t$. Clearly,

$$\sum_{n=1}^{\infty} \Lambda(n) (\log n) \eta_+^2(n/x) = (\log x) \sum_{n=1}^{\infty} \Lambda(n) \eta_{+,0}(n/x) + \sum_{n=1}^{\infty} \Lambda(n) \eta_{+,1}(n/x).$$

Since $\eta_+(t) = h_H(t) t e^{-t^2/2}$,

$$\eta_{+,0}(r) = h_H^2(t) t^2 e^{-t^2}, \quad \eta_{+,1}(r) = h_H^2(t) (\log t) t^2 e^{-t^2}.$$

Let $\eta_{+,2} = (\log x) \eta_{+,0} + \eta_{+,1} = \eta_+^2(t) \log xt$.

We wish to apply Lemma 9.1.1. For this, we must first check that some norms are finite. Clearly,

$$\begin{aligned} \eta_{+,2}(t) &= \eta_+^2(t) \log x + \eta_+^2(t) \log t \\ \eta'_{+,2}(t) &= 2\eta_+(t) \eta'_+(t) \log x + 2\eta_+(t) \eta'_+(t) \log t + \eta_+^2(t)/t. \end{aligned} \quad (9.74)$$

Thus, we see that $\eta_{+,2}(t)$ is in ℓ_2 because $\eta_+(t)$ is in ℓ_2 and $\eta_+(t)$, $\eta_+(t) \log t$ are both in ℓ_∞ (see (A.25), (A.38), (A.40)):

$$\begin{aligned} |\eta_{+,2}(t)|_2 &\leq |\eta_+^2(t)|_2 \log x + |\eta_+^2(t) \log t|_2 \\ &\leq |\eta_+|_\infty |\eta_+|_2 \log x + |\eta_+(t) \log t|_\infty |\eta_+|_2. \end{aligned} \quad (9.75)$$

Similarly, $\eta'_{+,2}(t)$ is in ℓ_2 because $\eta_+(t)$ is in ℓ_2 , $\eta'_+(t)$ is in ℓ_2 (A.32), and $\eta_+(t)$, $\eta_+(t) \log t$ and $\eta_+(t)/t$ (see (A.41)) are all in ℓ_∞ :

$$\begin{aligned} |\eta'_{+,2}(t)|_2 &\leq |2\eta_+(t) \eta'_+(t)|_2 \log x + |2\eta_+(t) \eta'_+(t) \log t|_2 + |\eta_+^2(t)/t|_2 \\ &\leq 2|\eta_+|_\infty |\eta'_+|_2 \log x + 2|\eta_+(t) \log t|_\infty |\eta'_+|_2 + |\eta_+(t)/t|_\infty |\eta_+|_2. \end{aligned} \quad (9.76)$$

In the same way, we see that $\eta_{+,2}(t) t^{\sigma-1}$ is in ℓ_1 for all σ in $(-1, \infty)$ (because the same is true of $\eta_+(t) t^{\sigma-1}$ (A.30), and $\eta_+(t)$, $\eta_+(t) \log t$ are both in ℓ_∞) and $\eta'_{+,2}(t) t^{\sigma-1}$ is in ℓ_1 for all σ in $(0, \infty)$ (because the same is true of $\eta_+(t) t^{\sigma-1}$ and $\eta'_+(t) t^{\sigma-1}$ (A.33), and $\eta_+(t)$, $\eta_+(t) \log t$, $\eta_+(t)/t$ are all in ℓ_∞).

We now apply Lemma 9.1.1 with $q = 1$, $\delta = 0$. Since $\eta_{+,2}(0) = 0$, the residue term R equals c_0 , which, by (9.74), is at most $2/3$ times

$$\begin{aligned} &2(|\eta_+|_\infty \log x + |\eta_+(t) \log t|_\infty) \left(\left| \eta'_+(t)/\sqrt{t} \right|_1 + \left| \eta'_+(t) \sqrt{t} \right|_1 \right) \\ &+ |\eta_+(t)/t|_\infty \left(\left| \eta_+(t)/\sqrt{t} \right|_1 + \left| \eta_+(t) \sqrt{t} \right|_1 \right). \end{aligned}$$

Using the bounds (A.38), (A.40), (A.41) (with the assumption $H \geq 25$), (A.30) and (A.33), we get that this means that

$$c_0 \leq 18.57606 \log x + 8.63264.$$

Since $q = 1$ and $\delta = 0$, we get from (9.76) (and (A.38), (A.40), (A.41), with the assumption $H \geq 25$, and also (A.25) and (A.32)) that

$$\begin{aligned} & (\log q + 6.01) \cdot \left(|\eta'_{+,2}|_2 + 2\pi|\delta| |\eta_{+,2}|_2 \right) x^{-1/2} \\ &= 6.01 |\eta'_{+,2}|_2 x^{-1/2} \leq (162.56 \log x + 59.325) x^{-1/2}. \end{aligned}$$

Using the assumption $x \geq 10^8$, we obtain

$$c_0 + (185.26 \log x + 71.799) x^{-1/2} \leq 19.064 \log x. \quad (9.77)$$

We will now apply Lemma 9.1.4 – as we may, because of the finiteness of the norms we have already checked, together with

$$\begin{aligned} |\eta_{+,2}(t) \log t|_2 &\leq |\eta_+^2(t) \log t|_2 \log x + |\eta_+^2(t) (\log t)^2|_2 \\ &\leq |\eta_+(t) \log t|_\infty (|\eta_+(t)|_2 \log x + |\eta_+(t) \log t|_2) \\ &\leq 0.4976 \cdot (0.80365 \log x + 0.82999) \leq 0.3999 \log x + 0.41301 \end{aligned} \quad (9.78)$$

(by (A.40), (A.25) and (A.28); use the assumption $H \geq 25$). We also need the bounds

$$|\eta_{+,2}(t)|_2 \leq 1.14199 \log x + 0.39989 \quad (9.79)$$

(from (9.75), by the norm bounds (A.38), (A.40) and (A.25), all with $H \geq 25$) and

$$\begin{aligned} \left| \eta_{+,2}(t) / \sqrt{t} \right|_1 &\leq (|\eta_+(t)|_\infty \log x + |\eta_+(t) \log t|_\infty) \left| \eta_+(t) / \sqrt{t} \right|_1 \\ &\leq 1.4211 \log x + 0.49763 \end{aligned} \quad (9.80)$$

(by (A.38), (A.40) (again with $H \geq 25$) and (A.30)).

Applying Lemma 9.1.4, we obtain that the sum $\sum_\rho |G_0(\rho)| x^\rho$ (where $G_0(\rho) = M\eta_{+,2}(\rho)$) over all non-trivial zeros ρ with $|\Im(\rho)| \leq T_0$ is at most $x^{1/2}$ times

$$\begin{aligned} & (1.54189 \log x + 0.8129) \sqrt{T_0} \log T_0 + (4.21245 \log x + 6.17301) \sqrt{T_0} \\ &+ 49.1 \log x + 17.2, \end{aligned} \quad (9.81)$$

where we are bounding norms by (9.79), (9.78) and (9.80). (We are using the fact that $T_0 \geq 2\pi\sqrt{e}$ to ensure that the quantity $\sqrt{T_0} \log T_0 - (\log 2\pi\sqrt{e})\sqrt{T_0}$ being multiplied by $|\eta_{+,2}|_2$ is positive; thus, an upper bound for $|\eta_{+,2}|_2$ suffices.) By the assumptions $x \geq 10^8$, $T_0 \geq 200$, (9.81) is at most

$$(2.445\sqrt{T_0} \log T_0 + 50.034) \log x.$$

In comparison, $19.064x^{-1/2} \log x \leq 0.002 \log x$, since $x \geq 10^8$.

It remains to bound the sum of $M\eta_{+,2}(\rho)$ over zeros with $|\Im(\rho)| > T_0$. This we will do, as usual, by Lemma 9.1.3. For that, we will need to bound $M\eta_{+,2}(\rho)$ for ρ in the critical strip.

The Mellin transform of e^{-t^2} is $\Gamma(s/2)/2$, and so the Mellin transform of $t^2 e^{-t^2}$ is $\Gamma(s/2 + 1)/2$. By (2.10), this implies that the Mellin transform of $(\log t)t^2 e^{-t^2}$ is $\Gamma'(s/2 + 1)/4$. Hence, by (2.9),

$$M\eta_{+,2}(s) = \frac{1}{4\pi} \int_{-\infty}^{\infty} M(h_H^2)(ir) \cdot F_x(s - ir) dr, \quad (9.82)$$

where

$$F_x(s) = (\log x)\Gamma\left(\frac{s}{2} + 1\right) + \frac{1}{2}\Gamma'\left(\frac{s}{2} + 1\right). \quad (9.83)$$

Moreover,

$$M(h_H^2)(ir) = \frac{1}{2\pi} \int_{-\infty}^{\infty} Mh_H(iu)Mh_H(i(r-u)) du, \quad (9.84)$$

and so $M(h_H^2)(ir)$ is supported on $[-2H, 2H]$. We also see that $|Mh_H^2(ir)|_1 \leq |Mh_H(ir)|_1^2/2\pi$. We know that $|Mh_H(ir)|_1^2/2\pi \leq 41.73727$ by (A.17).

Hence

$$\begin{aligned} |M\eta_{+,2}(s)| &\leq \frac{1}{4\pi} \int_{-\infty}^{\infty} |M(h_H^2)(ir)| dr \cdot \max_{|r| \leq 2H} |F_x(s - ir)| \\ &\leq \frac{41.73727}{4\pi} \cdot \max_{|r| \leq 2H} |F_x(s - ir)| \leq 3.32135 \cdot \max_{|r| \leq 2H} |F_x(s - ir)|. \end{aligned} \quad (9.85)$$

By (8.51) (Stirling with explicit constants),

$$|\Gamma(s)| \leq \sqrt{2\pi}|s|^{\sigma - \frac{1}{2}} e^{\frac{1}{12|s|} + \frac{\sqrt{2}}{180|s|^3}} e^{-\pi|\Im(s)|/2} \quad (9.86)$$

when $\Re(s) \geq 0$, and so

$$\begin{aligned} |\Gamma(s)| &\leq \sqrt{2\pi} \left(\frac{\sqrt{12.5^2 + 1.5^2}}{12.5} \right) e^{\frac{1}{12 \cdot 12.5} + \frac{\sqrt{2}}{180 \cdot 12.5^3}} \cdot |\Im(s)| e^{-\pi|\Im(s)|/2} \\ &\leq 2.542|\Im(s)| e^{-\pi|\Im(s)|/2} \end{aligned} \quad (9.87)$$

for $s \in \mathbb{C}$ with $0 < \Re(s) \leq 3/2$ and $|\Im(s)| \geq 25/2$. Moreover, by [OLBC10, 5.11.2] and the remarks at the beginning of [OLBC10, 5.11(ii)],

$$\frac{\Gamma'(s)}{\Gamma(s)} = \log s - \frac{1}{2s} + O^*\left(\frac{1}{12|s|^2} \cdot \frac{1}{\cos^3 \theta/2}\right)$$

for $|\arg(s)| < \theta$ ($\theta \in (-\pi, \pi)$). Again, for $s = \sigma + i\tau$ with $0 < \sigma \leq 3/2$ and $|\tau| \geq 25/2$, this gives us

$$\begin{aligned} \frac{\Gamma'(s)}{\Gamma(s)} &= \log |\tau| + \log \frac{\sqrt{|\tau|^2 + 1.5^2}}{|\tau|} + O^*\left(\frac{1}{2|\tau|}\right) + O^*\left(\frac{1}{12|\tau|^2} \cdot \frac{1}{(1/\sqrt{2})^3}\right) \\ &= \log |\tau| + O^*\left(\frac{9}{8|\tau|^2} + \frac{1}{2|\tau|}\right) + \frac{O^*(0.236)}{|\tau|^2} \\ &= \log |\tau| + O^*\left(\frac{0.609}{|\tau|}\right). \end{aligned}$$

Hence, for $0 \leq \Re(s) \leq 1$ (or, in fact, $-2 \leq \Re(s) \leq 1$) and $|\Im(s)| \geq 25$,

$$\begin{aligned} |F_x(s)| &\leq \left((\log x) + \frac{1}{2} \log \left| \frac{\tau}{2} \right| + \frac{1}{2} O^* \left(\frac{0.609}{|\tau/2|} \right) \right) \Gamma \left(\frac{s}{2} + 1 \right) \\ &\leq 2.542 \left((\log x) + \frac{1}{2} \log |\tau| - 0.297 \right) \frac{|\tau|}{2} e^{-\pi|\tau|/2}. \end{aligned} \quad (9.88)$$

Thus, by (9.85), for $\rho = \sigma + i\tau$ with $|\tau| \geq T_0 \geq 2H + 25$ and $0 \leq \sigma \leq 1$,

$$|M\eta_{+,2}(\rho)| \leq f(\tau)$$

where

$$f(T) = 8.45 \left(\log x + \frac{1}{2} \log T \right) \left(\frac{|\tau|}{2} - H \right) \cdot e^{-\frac{\pi(|\tau|-2H)}{4}}. \quad (9.89)$$

The functions $t \mapsto te^{-\pi t/2}$ and $t \mapsto (\log t)te^{-\pi t/2}$ are decreasing for $t \geq e$ (or in fact for $t \geq 1.762$); setting $t = T/2 - H$, we see that the right side of (9.89) is a decreasing function of T for $T \geq T_0$, since $T_0/2 - H \geq 25/2 > e$.

We can now apply Lemma 9.1.3, and get that

$$\sum_{\substack{\rho \\ |\Im(\rho)| > T_0}} |M\eta_{+,2}(\rho)| \leq \int_{T_0}^{\infty} f(T) \left(\frac{1}{2\pi} \log \frac{T}{2\pi} + \frac{1}{4T} \right) dT. \quad (9.90)$$

Since $T \geq T_0 \geq 75 > 2$, we know that $((1/2\pi) \log(T/2\pi) + 1/4T) \leq (1/2\pi) \log T$. Hence, the right side of (9.90) is at most

$$\begin{aligned} &\frac{8.39}{4\pi} \int_{T_0}^{\infty} \left((\log x)(\log T) + \frac{(\log T)^2}{2} \right) (T - 2H) e^{-\frac{\pi(T-2H)}{4}} dT \\ &\leq 0.668 \int_{T_1}^{\infty} \left((\log x) \left(\log t + \frac{2H}{t} \right) + \left(\frac{(\log t)^2}{2} + 2H \frac{\log t}{t} \right) \right) te^{-\frac{\pi t}{4}} dt, \end{aligned} \quad (9.91)$$

where $T_1 = T_0 - 2H$ and $t = T - 2H$; we are using the facts that $(\log t)'' < 0$ for $t > 0$ and $((\log t)^2)'' < 0$ for $t > e$. (Of course, $T_1 \geq 25 > e$.)

Of course, $\int_{T_1}^{\infty} e^{-(\pi/4)t} dt = (4/\pi)e^{-(\pi/4)T_1}$. We recall (9.36) and (9.50):

$$\begin{aligned} \int_{T_1}^{\infty} \log t \cdot e^{-\frac{\pi}{4}t} dt &\leq \left(\log T_1 + \frac{4/\pi}{T_1} \right) \frac{e^{-\frac{\pi}{4}T_1}}{\pi/4} \\ \int_{T_1}^{\infty} (\log t)te^{-\frac{\pi}{4}t} dt &\leq \left(T_1 + \frac{4a}{\pi} \right) \frac{e^{-\frac{\pi}{4}T_1} \log T_1}{\pi/4} \end{aligned}$$

for $T_1 \geq 1$ satisfying $\log T_1 > 4/(\pi T_1)$, where $a = 1 + (1 + 4/(\pi T_1))/(\log T_1 - 4/(\pi T_1))$. It is easy to check that $\log T_1 > 4/(\pi T_1)$ and $4a/\pi \leq 1.6957$ for $T_1 \geq 25$; of course, we also have $(4/\pi)/25 \leq 0.051$. Lastly,

$$\int_{T_1}^{\infty} (\log t)^2 te^{-\frac{\pi}{4}t} dt \leq \left(T_1 + \frac{4b}{\pi} \right) \frac{e^{-\frac{\pi}{4}T_1} (\log T_1)^2}{\pi/4}$$

for $T_1 \geq e$, where $b = 1 + (2 + 8/(\pi T_1))/(\log T_1 - 8/(\pi T_1))$, and we check that $4b/\pi \leq 2.1319$ for $T_1 \geq 25$. We conclude that the integral on the second line of (9.91) is at most

$$\begin{aligned} & \frac{4}{\pi} \left(\frac{(\log T_1)^2}{2} (T_1 + 2.132) + (\log x)(\log T_1)(T_1 + 1.696) \right) e^{-\frac{\pi}{4} T_1} \\ & + \frac{4}{\pi} \cdot 2H(\log T_1 + 0.051 + \log x) e^{-\frac{\pi}{4} T_1}. \end{aligned}$$

Multiplying this by 0.668 and simplifying further (using $T_1 \geq 25$), we conclude that $\sum_{\rho: |\Im(\rho)| > T_0} |M\eta_{+,2}(\rho)|$ is at most

$$((0.462 \log T_1 + 0.909 \log x)(\log T_1)T_1 + 1.71(\log T_1 + \log x)H) e^{-\frac{\pi}{4} T_1}.$$

□

9.6 A verification of zeros and its consequences

David Platt verified in his doctoral thesis [Pla11], that, for every primitive character χ of conductor $q \leq 10^5$, all the non-trivial zeroes of $L(s, \chi)$ with imaginary part $\leq 10^8/q$ lie on the critical line, i.e., have real part exactly $1/2$. (We call this a *GRH verification up to $10^8/q$* .)

In work undertaken in coordination with the present work [Plab], Platt has extended these computations to

- all odd $q \leq 3 \cdot 10^5$, with $T_q = 10^8/q$,
- all even $q \leq 4 \cdot 10^5$, with $T_q = \max(10^8/q, 200 + 7.5 \cdot 10^7/q)$.

The method used was rigorous; its implementation uses interval arithmetic.

Let us see what this verification gives us when used as an input to Prop. 9.2.2. We are interested in bounds on $|\text{err}_{\eta, \chi^*}(\delta, x)|$ for $q \leq r$ and $|\delta| \leq 4r/q$. We set $r = 3 \cdot 10^5$. (We will not be using the verification for q even with $3 \cdot 10^5 < q \leq 4 \cdot 10^5$, though we certainly could.)

We let $T_0 = 10^8/q$. Thus,

$$\begin{aligned} T_0 & \geq \frac{10^8}{3 \cdot 10^5} = \frac{1000}{3}, \\ \frac{T_0}{\pi|\delta|} & \geq \frac{10^8/q}{\pi \cdot 4r/q} = \frac{1000}{12\pi} \end{aligned} \tag{9.92}$$

and so, by $|\delta| \leq 4r/q \leq 1.2 \cdot 10^6/q \leq 1.2 \cdot 10^6$,

$$\begin{aligned} 3.53e^{-0.1598T_0} & \leq 2.597 \cdot 10^{-23}, \\ 22.5 \frac{\delta^2}{T_0} e^{-0.1065 \frac{T_0^2}{(\pi\delta)^2}} & \leq |\delta| \cdot 7.715 \cdot 10^{-34} \leq 9.258 \cdot 10^{-28}. \end{aligned}$$

Since $qT_0 \leq 10^8$, this gives us that

$$\begin{aligned} \log \frac{qT_0}{2\pi} \cdot \left(3.53e^{-0.1598T_0} + 22.5 \frac{\delta^2}{T_0} e^{-0.1065 \frac{T_0^2}{(\pi\delta)^2}} \right) \\ \leq 4.3054 \cdot 10^{-22} + \frac{1.54 \cdot 10^{-26}}{q} \leq 4.306 \cdot 10^{-22}. \end{aligned}$$

Again by $T_0 = 10^8/q$,

$$2.337\sqrt{T_0} \log qT_0 + 21.817\sqrt{T_0} + 2.85 \log q + 74.38$$

is at most

$$\frac{648662}{\sqrt{q}} + 111,$$

and

$$\begin{aligned} 3 \log q + 14|\delta| + 17 &\leq 55 + \frac{1.7 \cdot 10^7}{q}, \\ (\log q + 6) \cdot (1 + 5|\delta|) &\leq 19 + \frac{1.2 \cdot 10^8}{q}. \end{aligned}$$

Hence, assuming $x \geq 10^8$ to simplify, we see that Prop. 9.2.2 gives us that

$$\begin{aligned} \text{err}_{\eta, \chi}(\delta, x) &\leq 4.306 \cdot 10^{-22} + \frac{\frac{648662}{\sqrt{q}} + 111}{\sqrt{x}} + \frac{55 + \frac{1.7 \cdot 10^7}{q}}{x} + \frac{19 + \frac{1.2 \cdot 10^8}{q}}{x^{3/2}} \\ &\leq 4.306 \cdot 10^{-22} + \frac{1}{\sqrt{x}} \left(\frac{650400}{\sqrt{q}} + 112 \right) \end{aligned}$$

for $\eta(t) = e^{-t^2/2}$. This proves Theorem 7.1.1.

Let us now see what Platt's calculations give us when used as an input to Prop. 9.3.2 and Cor. 9.3.3. Again, we set $r = 3 \cdot 10^5$, $\delta_0 = 8$, $|\delta| \leq 4r/q$ and $T_0 = 10^8/q$, so (9.92) is still valid. We obtain

$$\begin{aligned} T_0 \log \frac{qT_0}{2\pi} \cdot \left(6.11e^{-0.1598T_0} + 1.578e^{-0.1065 \frac{T_0^2}{(\pi\delta)^2}} \right) \\ \leq \log \frac{10^8}{2\pi} \left(6.11 \cdot \frac{1000}{3} e^{-0.1598 \cdot \frac{1000}{3}} + 10^8 \cdot 1.578e^{-0.1065 \left(\frac{1000}{12\pi}\right)^2} \right) \\ \leq 2.485 \cdot 10^{-19}, \end{aligned}$$

since $t \exp(-0.1598t)$ is decreasing on t for $t \geq 1/0.1598$. We use the same bound when we have 0.0102 instead of 1.578 on the left side, as in (9.61). (The coefficient affects what is by far the smaller term, so we are wasting nothing.) Again by $T_0 = 10^8/q$ and $q \leq r$,

$$\begin{aligned} 1.22\sqrt{T_0} \log qT_0 + 5.053\sqrt{T_0} + 1.423 \log q + 37.19 &\leq \frac{279793}{\sqrt{q}} + 55.2 \\ 1.679\sqrt{T_0} \log qT_0 + 6.957\sqrt{T_0} + 1.958 \log q + 51.17 &\leq \frac{378854}{\sqrt{q}} + 75.9. \end{aligned}$$

For $x \geq 10^8$, we use $|\delta| \leq 4r/q \leq 1.2 \cdot 10^6/q$ to bound

$$(3 + 11|\delta|)x^{-1} + (\log q + 6) \cdot (1 + 6|\delta|) \cdot x^{-3/2} \leq \left(0.0004 + \frac{1322}{q}\right)x^{-1/2}.$$

$$(6 + 22|\delta|)x^{-1} + (\log q + 6) \cdot (3 + 17|\delta|) \cdot x^{-3/2} \leq \left(0.0007 + \frac{2644}{q}\right)x^{-1/2}.$$

Summing, we obtain

$$\text{err}_{\eta, \chi} \leq 2.485 \cdot 10^{-19} + \frac{1}{\sqrt{x}} \left(\frac{281200}{\sqrt{q}} + 56 \right)$$

for $\eta(t) = t^2 e^{-t^2/2}$ and

$$\text{err}_{\eta, \chi} \leq 2.485 \cdot 10^{-19} + \frac{1}{\sqrt{x}} \left(\frac{381500}{\sqrt{q}} + 76 \right)$$

for $\eta(t) = t^2 e^{-t^2/2} *_M \eta_2(t)$. This proves Theorem 7.1.2 and Corollary 7.1.3.

Now let us work with the smoothing weight η_+ . This time around, set $r = 150000$ if q is odd, and $r = 300000$ if q is even. As before, we assume

$$q \leq r, \quad |\delta| \leq 4r/q.$$

We can see that Platt's verification [Plab], mentioned before, allows us to take

$$T_0 = H + \frac{250r}{q}, \quad H = 200,$$

since T_q is always at least this ($T_q = 10^8/q \geq 200 + 7 \cdot 10^7/q > 200 + 3.75 \cdot 10^7/q$ for $q \leq 150000$ odd, $T_q \geq 200 + 7.5 \cdot 10^7/q$ for $q \leq 300000$ even).

Thus,

$$T_0 - H = \frac{250r}{q} \geq \frac{250r}{r} = 250,$$

$$\frac{T_0 - H}{\pi\delta} \geq \frac{250r}{\pi\delta q} \geq \frac{250}{4\pi} = 19.89436 \dots$$

and also

$$T_0 \leq 200 + 250 \cdot 150000 \leq 3.751 \cdot 10^7, \quad qT_0 \leq rH + 250r \leq 1.35 \cdot 10^8.$$

Hence, since $\sqrt{t}e^{-0.1598t}$ is decreasing on t for $t \geq 1/(2 \cdot 0.1598)$,

$$\begin{aligned} 11.308\sqrt{T_0 - H}e^{-0.1598(T_0 - H)} + 16.147|\delta|e^{-0.1065\frac{(T_0 - H)^2}{(\pi\delta)^2}} \\ \leq 7.9854 \cdot 10^{-16} + \frac{4r}{q} \cdot 7.9814 \cdot 10^{-18} \\ \leq 7.9854 \cdot 10^{-16} + \frac{9.5777 \cdot 10^{-12}}{q}. \end{aligned}$$

Examining (9.70), we get

$$\begin{aligned}
\text{err}_{\eta_+, \chi}(\delta, x) &\leq \log \frac{1.35 \cdot 10^8}{2\pi} \cdot \left(7.9854 \cdot 10^{-16} + \frac{9.5777 \cdot 10^{-12}}{q} \right) \\
&+ \left((1.634 \log(1.35 \cdot 10^8) + 12.43) \frac{\sqrt{1.35 \cdot 10^8}}{\sqrt{q}} + 1.321 \log 300000 + 34.51 \right) \frac{1}{\sqrt{x}} \\
&+ \left(9 + 11 \cdot \frac{1.2 \cdot 10^6}{q} \right) x^{-1} + (\log 300000) \left(11 + 6 \cdot \frac{1.2 \cdot 10^6}{q} \right) x^{-3/2} \\
&\leq 1.3482 \cdot 10^{-14} + \frac{1.617 \cdot 10^{-10}}{q} \\
&+ \left(\frac{499845}{\sqrt{q}} + 51.17 + \frac{1.32 \cdot 10^6}{q\sqrt{x}} + \frac{9}{\sqrt{x}} + \frac{9.1 \cdot 10^7}{qx} + \frac{139}{x} \right) \frac{1}{\sqrt{x}}
\end{aligned}$$

Making the assumption $x \geq 10^{12}$, we obtain

$$\text{err}_{\eta_+, \chi}(\delta, x) \leq 1.3482 \cdot 10^{-14} + \frac{1.617 \cdot 10^{-10}}{q} + \left(\frac{499900}{\sqrt{q}} + 52 \right) \frac{1}{\sqrt{x}}.$$

This proves Theorem 7.1.4 for general q .

Let us optimize things a little more carefully for the trivial character χ_T . Again, we will make the assumption $x \geq 10^{12}$. We will also assume, as we did before, that $|\delta| \leq 4r/q$; this now gives us $|\delta| \leq 600000$, since $q = 1$ and $r = 150000$ for q odd. We will go up to a height $T_0 = H + 600000\pi \cdot t$, where $H = 200$ and $t \geq 10$. Then

$$\frac{T_0 - H}{\pi\delta} = \frac{600000\pi t}{4\pi r} \geq t.$$

Hence

$$\begin{aligned}
&11.308 \sqrt{T_0 - H} e^{-0.1598(T_0 - H)} + 16.147 |\delta| e^{-0.1065 \frac{(T_0 - H)^2}{(\pi\delta)^2}} \\
&\leq 10^{-1300000} + 9689000 e^{-0.1065 t^2}.
\end{aligned}$$

Looking at (9.70), we get

$$\begin{aligned}
\text{err}_{\eta_+, \chi_T}(\delta, x) &\leq \log \frac{T_0}{2\pi} \cdot \left(10^{-1300000} + 9689000 e^{-0.1065 t^2} \right) \\
&+ ((1.634 \log T_0 + 12.43) \sqrt{T_0} + 34.51) x^{-1/2} + 6600009 x^{-1}.
\end{aligned}$$

The value $t = 20$ seems good enough; we choose it because it is not far from optimal for $x \sim 10^{27}$. We get that $T_0 = 12000000\pi + 200$; since $T_0 < 10^8$, we are within the range of the computations in [Plab] (or for that matter [Wed03] or [Plaa]). We obtain

$$\text{err}_{\eta_+, \chi_T}(\delta, x) \leq 4.772 \cdot 10^{-11} + \frac{251400}{\sqrt{x}}.$$

Lastly, let us look at the sum estimated in (9.72). Here it will be enough to go up to just $T_0 = 2H + \max(50, H/4) = 450$, where, as before, $H = 200$. Of course, the

verification of the zeros of the Riemann zeta function does go that far; as we already said, it goes until 10^8 (or rather more: see [Wed03] and [Plaa]). We make, again, the assumption $x \geq 10^{12}$. We look at (9.73) and obtain that $\text{err}_{\ell_2, \eta_+}$ is at most

$$\begin{aligned} & \left(\left(0.462 \frac{(\log 50)^2}{\log 10^{12}} + 0.909 \log 50 \right) \cdot 50 + 1.71 \left(1 + \frac{\log 50}{\log 10^{12}} \right) \cdot 200 \right) e^{-\frac{\pi}{4} 50} \\ & + (2.445 \sqrt{450} \log 450 + 50.04) \cdot x^{-1/2} \\ & \leq 5.123 \cdot 10^{-15} + \frac{366.91}{\sqrt{x}}. \end{aligned} \tag{9.93}$$

It remains only to estimate the integral in (9.72). First of all,

$$\begin{aligned} \int_0^\infty \eta_+^2(t) \log xt \, dt &= \int_0^\infty \eta_\circ^2(t) \log xt \, dt \\ &+ 2 \int_0^\infty (\eta_+(t) - \eta_\circ(t)) \eta_\circ(t) \log xt \, dt + \int_0^\infty (\eta_+(t) - \eta_\circ(t))^2 \log xt \, dt. \end{aligned}$$

The main term will be given by

$$\begin{aligned} \int_0^\infty \eta_\circ^2(t) \log xt \, dt &= (0.64020599736635 + O(10^{-14})) \log x \\ &- 0.021094778698867 + O(10^{-15}), \end{aligned}$$

where the integrals were computed rigorously using VNODE-LP [Ned06]. (The integral $\int_0^\infty \eta_\circ^2(t) dt$ can also be computed symbolically.) By Cauchy-Schwarz and the triangle inequality,

$$\begin{aligned} \int_0^\infty (\eta_+(t) - \eta_\circ(t)) \eta_\circ(t) \log xt \, dt &\leq |\eta_+ - \eta_\circ|_2 |\eta_\circ(t) \log xt|_2 \\ &\leq |\eta_+ - \eta_\circ|_2 (|\eta_\circ|_2 \log x + |\eta_\circ \cdot \log|_2) \\ &\leq \frac{274.86}{H^{7/2}} (0.80013 \log x + 0.214) \\ &\leq 1.944 \cdot 10^{-6} \cdot \log x + 5.2 \cdot 10^{-7}, \end{aligned}$$

where we are using (A.23) and evaluate $|\eta_\circ \cdot \log|_2$ rigorously as above. By (A.23) and (A.24),

$$\begin{aligned} \int_0^\infty (\eta_+(t) - \eta_\circ(t))^2 \log xt \, dt &\leq \left(\frac{274.86}{H^{7/2}} \right)^2 \log x + \frac{27428}{H^7} \\ &\leq 5.903 \cdot 10^{-12} \cdot \log x + 2.143 \cdot 10^{-12}. \end{aligned}$$

We conclude that

$$\begin{aligned} \int_0^\infty \eta_+^2(t) \log xt \, dt \\ = (0.640206 + O^*(1.95 \cdot 10^{-6})) \log x - 0.021095 + O^*(5.3 \cdot 10^{-7}) \end{aligned} \tag{9.94}$$

We add to this the error term $5.123 \cdot 10^{-15} + 366.91/\sqrt{x}$ from (9.93), and simplify using the assumption $x \geq 10^{12}$. We obtain:

$$\begin{aligned} \sum_{n=1}^{\infty} \Lambda(n)(\log n)\eta_+^2(n/x) &= 0.640206x \log x - 0.021095x \\ &\quad + O^*(2 \cdot 10^{-6}x \log x + 366.91\sqrt{x} \log x), \end{aligned} \tag{9.95}$$

and so Prop. 9.5.1 gives us Proposition 7.1.5.

As we can see, the relatively large error term $2 \cdot 10^{-6}$ comes from the fact that we have wanted to give the main term in (9.72) as an explicit constant, rather than as an integral. This is satisfactory; Prop. 7.1.5 is an auxiliary result that will be needed for one specific purpose in Part III, as opposed to Thms. 7.1.1–7.1.4, which, while crucial for Part III, are also of general applicability and interest.

Part III

The integral over the circle

Chapter 10

The integral over the major arcs

Let

$$S_\eta(\alpha, x) = \sum_n \Lambda(n) e(\alpha n) \eta(n/x), \quad (10.1)$$

where $\alpha \in \mathbb{R}/\mathbb{Z}$, Λ is the von Mangoldt function and $\eta : \mathbb{R} \rightarrow \mathbb{C}$ is of fast enough decay for the sum to converge.

Our ultimate goal is to bound from below

$$\sum_{n_1+n_2+n_3=N} \Lambda(n_1) \Lambda(n_2) \Lambda(n_3) \eta_1(n_1/x) \eta_2(n_2/x) \eta_3(n_3/x), \quad (10.2)$$

where $\eta_1, \eta_2, \eta_3 : \mathbb{R} \rightarrow \mathbb{C}$. Once we know that this is neither zero nor very close to zero, we will know that it is possible to write N as the sum of three primes n_1, n_2, n_3 in at least one way; that is, we will have proven the ternary Goldbach conjecture.

As can be readily seen, (10.2) equals

$$\int_{\mathbb{R}/\mathbb{Z}} S_{\eta_1}(\alpha, x) S_{\eta_2}(\alpha, x) S_{\eta_3}(\alpha, x) e(-N\alpha) d\alpha. \quad (10.3)$$

In the circle method, the set \mathbb{R}/\mathbb{Z} gets partitioned into the set of *major arcs* \mathfrak{M} and the set of *minor arcs* \mathfrak{m} ; the contribution of each of the two sets to the integral (10.3) is evaluated separately.

Our objective here is to treat the major arcs: we wish to estimate

$$\int_{\mathfrak{M}} S_{\eta_1}(\alpha, x) S_{\eta_2}(\alpha, x) S_{\eta_3}(\alpha, x) e(-N\alpha) d\alpha \quad (10.4)$$

for $\mathfrak{M} = \mathfrak{M}_{\delta_0, r}$, where

$$\mathfrak{M}_{\delta_0, r} = \bigcup_{\substack{q \leq r \\ q \text{ odd}}} \bigcup_{\substack{a \bmod q \\ (a, q) = 1}} \left(\frac{a}{q} - \frac{\delta_0 r}{2qx}, \frac{a}{q} + \frac{\delta_0 r}{2qx} \right) \cup \bigcup_{\substack{q \leq 2r \\ q \text{ even}}} \bigcup_{\substack{a \bmod q \\ (a, q) = 1}} \left(\frac{a}{q} - \frac{\delta_0 r}{qx}, \frac{a}{q} + \frac{\delta_0 r}{qx} \right) \quad (10.5)$$

and $\delta_0 > 0$, $r \geq 1$ are given.

In other words, our major arcs will be few (that is, a constant number) and narrow. While [LW02] used relatively narrow major arcs as well, their number, as in all previous proofs of Vinogradov's result, was not bounded by a constant. (In his proof of the five-primes theorem, [Tao14] is able to take a single major arc around 0; this is not possible here.)

What we are about to see is the general major-arc setup. This is naturally the place where the overlap with the existing literature is largest. Two important differences can nevertheless be singled out.

- The most obvious one is the presence of smoothing. At this point, it improves and simplifies error terms, but it also means that we will later need estimates for exponential sums on major arcs, and not just at the middle of each major arc. (If there is smoothing, we cannot use summation by parts to reduce the problem of estimating sums to a problem of counting primes in arithmetic progressions, or weighted by characters.)
- Since our L -function estimates for exponential sums will give bounds that are better than the trivial one by only a constant – even if it is a rather large constant – we need to be especially careful when estimating error terms, finding cancellation when possible.

10.1 Decomposition of S_η by characters

What follows is largely classical; cf. [HL22] or, say, [Dav67, §26]. The only difference from the literature lies in the treatment of n non-coprime to q , and the way in which we show that our exponential sum (10.8) is equal to a linear combination of twisted sums S_{η, χ^*} over *primitive* characters χ^* . (Non-primitive characters would give us L -functions with some zeroes inconveniently placed on the line $\Re(s) = 0$.)

Write $\tau(\chi, b)$ for the Gauss sum

$$\tau(\chi, b) = \sum_{a \bmod q} \chi(a) e(ab/q) \quad (10.6)$$

associated to a $b \in \mathbb{Z}/q\mathbb{Z}$ and a Dirichlet character χ with modulus q . We let $\tau(\chi) = \tau(\chi, 1)$. If $(b, q) = 1$, then $\tau(\chi, b) = \chi(b^{-1})\tau(\chi)$.

Recall that χ^* denotes the primitive character inducing a given Dirichlet character χ . Writing $\sum_{\chi \bmod q}$ for a sum over all characters χ of $(\mathbb{Z}/q\mathbb{Z})^*$, we see that, for any $a_0 \in \mathbb{Z}/q\mathbb{Z}$,

$$\begin{aligned} \frac{1}{\phi(q)} \sum_{\chi \bmod q} \tau(\overline{\chi}, b) \chi^*(a_0) &= \frac{1}{\phi(q)} \sum_{\chi \bmod q} \sum_{\substack{a \bmod q \\ (a, q)=1}} \overline{\chi(a)} e(ab/q) \chi^*(a_0) \\ &= \sum_{\substack{a \bmod q \\ (a, q)=1}} \frac{e(ab/q)}{\phi(q)} \sum_{\chi \bmod q} \chi^*(a^{-1}a_0) = \sum_{\substack{a \bmod q \\ (a, q)=1}} \frac{e(ab/q)}{\phi(q)} \sum_{\chi \bmod q'} \chi(a^{-1}a_0), \end{aligned} \quad (10.7)$$

where $q' = q/\gcd(q, a_0^\infty)$. Now, $\sum_{\chi \bmod q'} \chi(a^{-1}a_0) = 0$ unless $a = a_0$ (in which case $\sum_{\chi \bmod q'} \chi(a^{-1}a_0) = \phi(q')$). Thus, (10.7) equals

$$\begin{aligned} \frac{\phi(q')}{\phi(q)} \sum_{\substack{a \bmod q \\ (a, q)=1 \\ a \equiv a_0 \bmod q'}} e(ab/q) &= \frac{\phi(q')}{\phi(q)} \sum_{\substack{k \bmod q/q' \\ (k, q/q')=1}} e\left(\frac{(a_0 + kq')b}{q}\right) \\ &= \frac{\phi(q')}{\phi(q)} e\left(\frac{a_0 b}{q}\right) \sum_{\substack{k \bmod q/q' \\ (k, q/q')=1}} e\left(\frac{kb}{q/q'}\right) = \frac{\phi(q')}{\phi(q)} e\left(\frac{a_0 b}{q}\right) \mu(q/q') \end{aligned}$$

provided that $(b, q) = 1$. (We are evaluating a *Ramanujan sum* in the last step.) Hence, for $\alpha = a/q + \delta/x$, $q \leq x$, $(a, q) = 1$,

$$\frac{1}{\phi(q)} \sum_{\chi} \tau(\bar{\chi}, a) \sum_n \chi^*(n) \Lambda(n) e(\delta n/x) \eta(n/x)$$

equals

$$\sum_n \frac{\mu((q, n^\infty))}{\phi((q, n^\infty))} \Lambda(n) e(\alpha n) \eta(n/x).$$

Since $(a, q) = 1$, $\tau(\bar{\chi}, a) = \chi(a)\tau(\bar{\chi})$. The factor $\mu((q, n^\infty))/\phi((q, n^\infty))$ equals 1 when $(n, q) = 1$; the absolute value of the factor is at most 1 for every n . Clearly

$$\sum_{\substack{n \\ (n, q) \neq 1}} \Lambda(n) \eta\left(\frac{n}{x}\right) = \sum_{p|q} \log p \sum_{\alpha \geq 1} \eta\left(\frac{p^\alpha}{x}\right).$$

Recalling the definition (10.1) of $S_\eta(\alpha, x)$, we conclude that

$$S_\eta(\alpha, x) = \frac{1}{\phi(q)} \sum_{\chi \bmod q} \chi(a) \tau(\bar{\chi}) S_{\eta, \chi^*}\left(\frac{\delta}{x}, x\right) + O^*\left(2 \sum_{p|q} \log p \sum_{\alpha \geq 1} \eta\left(\frac{p^\alpha}{x}\right)\right), \quad (10.8)$$

where

$$S_{\eta, \chi}(\beta, x) = \sum_n \Lambda(n) \chi(n) e(\beta n) \eta(n/x). \quad (10.9)$$

Hence $S_{\eta_1}(\alpha, x) S_{\eta_2}(\alpha, x) S_{\eta_3}(\alpha, x) e(-N\alpha)$ equals

$$\begin{aligned} \frac{1}{\phi(q)^3} \sum_{\chi_1} \sum_{\chi_2} \sum_{\chi_3} \tau(\bar{\chi}_1) \tau(\bar{\chi}_2) \tau(\bar{\chi}_3) \chi_1(a) \chi_2(a) \chi_3(a) e(-Na/q) \\ \cdot S_{\eta_1, \chi_1^*}(\delta/x, x) S_{\eta_2, \chi_2^*}(\delta/x, x) S_{\eta_3, \chi_3^*}(\delta/x, x) e(-\delta N/x) \end{aligned} \quad (10.10)$$

plus an error term of absolute value at most

$$2 \sum_{j=1}^3 \prod_{j' \neq j} |S_{\eta_{j'}}(\alpha, x)| \sum_{p|q} \log p \sum_{\alpha \geq 1} \eta_j\left(\frac{p^\alpha}{x}\right). \quad (10.11)$$

We will later see that the integral of (10.11) over S^1 is negligible – for our choices of η_j , it will, in fact, be of size $O(x(\log x)^A)$, A a constant. The error term $O(x(\log x)^A)$ should be compared to the main term, which will be of size about a constant times x^2 .

In (10.10), we have reduced our problems to estimating $S_{\eta,\chi}(\delta/x, x)$ for χ *primitive*; a more obvious way of reaching the same goal would have made (10.11) worse by a factor of about \sqrt{q} .

10.2 The integral over the major arcs: the main term

We are to estimate the integral (10.4), where the major arcs $\mathfrak{M}_{\delta_0, r}$ are defined as in (10.5). We will use $\eta_1 = \eta_2 = \eta_+$, $\eta_3(t) = \eta_*(\mathfrak{z}t)$, where η_+ and η_* will be set later.

We can write

$$\begin{aligned} S_{\eta,\chi}(\delta/x, x) &= S_\eta(\delta/x, x) = \int_0^\infty \eta(t/x) e(\delta t/x) dt + O^*(\text{err}_{\eta,\chi}(\delta, x)) \cdot x \\ &= \widehat{\eta}(-\delta) \cdot x + O^*(\text{err}_{\eta,\chi_T}(\delta, x)) \cdot x \end{aligned} \quad (10.12)$$

for $\chi = \chi_T$ the trivial character, and

$$S_{\eta,\chi}(\delta/x) = O^*(\text{err}_{\eta,\chi}(\delta, x)) \cdot x \quad (10.13)$$

for χ primitive and non-trivial. The estimation of the error terms err will come later; let us focus on (a) obtaining the contribution of the main term, (b) using estimates on the error terms efficiently.

The main term: three principal characters. The main contribution will be given by the term in (10.10) with $\chi_1 = \chi_2 = \chi_3 = \chi_0$, where χ_0 is the principal character mod q .

The sum $\tau(\chi_0, n)$ is a *Ramanujan sum*; as is well-known (see, e.g., [IK04, (3.2)]),

$$\tau(\chi_0, n) = \sum_{d|(q,n)} \mu(q/d) d. \quad (10.14)$$

This simplifies to $\mu(q/(q, n))\phi((q, n))$ for q square-free. The special case $n = 1$ gives us that $\tau(\chi_0) = \mu(q)$.

Thus, the term in (10.10) with $\chi_1 = \chi_2 = \chi_3 = \chi_0$ equals

$$\frac{e(-Na/q)}{\phi(q)^3} \mu(q)^3 S_{\eta_+, \chi_0^*}(\delta/x, x)^2 S_{\eta_*, \chi_0^*}(\delta/x, x) e(-\delta N/x), \quad (10.15)$$

where, of course, $S_{\eta, \chi_0^*}(\alpha, x) = S_\eta(\alpha, x)$ (since χ_0^* is the trivial character). Summing (10.15) for $\alpha = a/q + \delta/x$ and a going over all residues mod q coprime to q , we obtain

$$\frac{\mu\left(\frac{q}{(q, N)}\right) \phi((q, N))}{\phi(q)^3} \mu(q)^3 S_{\eta_+, \chi_0^*}(\delta/x, x)^2 S_{\eta_*, \chi_0^*}(\delta/x, x) e(-\delta N/x).$$

The integral of (10.15) over all of $\mathfrak{M} = \mathfrak{M}_{\delta_0, r}$ (see (10.5)) thus equals

$$\begin{aligned} & \sum_{\substack{q \leq r \\ q \text{ odd}}} \frac{\phi((q, N))}{\phi(q)^3} \mu(q)^2 \mu((q, N)) \int_{-\frac{\delta_0 r}{2qx}}^{\frac{\delta_0 r}{2qx}} S_{\eta_+, \chi_0^*}^2(\alpha, x) S_{\eta_*, \chi_0^*}(\alpha, x) e(-\alpha N) d\alpha \\ & + \sum_{\substack{q \leq 2r \\ q \text{ even}}} \frac{\phi((q, N))}{\phi(q)^3} \mu(q)^2 \mu((q, N)) \int_{-\frac{\delta_0 r}{qx}}^{\frac{\delta_0 r}{qx}} S_{\eta_+, \chi_0^*}^2(\alpha, x) S_{\eta_*, \chi_0^*}(\alpha, x) e(-\alpha N) d\alpha. \end{aligned} \quad (10.16)$$

The main term in (10.16) is

$$\begin{aligned} & x^3 \cdot \sum_{\substack{q \leq r \\ q \text{ odd}}} \frac{\phi((q, N))}{\phi(q)^3} \mu(q)^2 \mu((q, N)) \int_{-\frac{\delta_0 r}{2qx}}^{\frac{\delta_0 r}{2qx}} (\widehat{\eta}_+(-\alpha x))^2 \widehat{\eta}_*(-\alpha x) e(-\alpha N) d\alpha \\ & + x^3 \cdot \sum_{\substack{q \leq 2r \\ q \text{ even}}} \frac{\phi((q, N))}{\phi(q)^3} \mu(q)^2 \mu((q, N)) \int_{-\frac{\delta_0 r}{qx}}^{\frac{\delta_0 r}{qx}} (\widehat{\eta}_+(-\alpha x))^2 \widehat{\eta}_*(-\alpha x) e(-\alpha N) d\alpha. \end{aligned} \quad (10.17)$$

We would like to complete both the sum and the integral. Before, we should say that we will want to be able to use smoothing functions η_+ whose Fourier transforms are not easy to deal with directly. All we want to require is that there be a smoothing function η_\circ , easier to deal with, such that η_\circ be close to η_+ in ℓ_2 norm.

Assume, then, that

$$|\eta_+ - \eta_\circ|_2 \leq \epsilon_0 |\eta_\circ|,$$

where η_\circ is thrice differentiable outside finitely many points and satisfies $\eta_\circ^{(3)} \in L_1$. Then (10.17) equals

$$\begin{aligned} & x^3 \cdot \sum_{\substack{q \leq r \\ q \text{ odd}}} \frac{\phi((q, N))}{\phi(q)^3} \mu(q)^2 \mu((q, N)) \int_{-\frac{\delta_0 r}{2qx}}^{\frac{\delta_0 r}{2qx}} (\widehat{\eta}_\circ(-\alpha x))^2 \widehat{\eta}_*(-\alpha x) e(-\alpha N) d\alpha \\ & + x^3 \cdot \sum_{\substack{q \leq 2r \\ q \text{ even}}} \frac{\phi((q, N))}{\phi(q)^3} \mu(q)^2 \mu((q, N)) \int_{-\frac{\delta_0 r}{qx}}^{\frac{\delta_0 r}{qx}} (\widehat{\eta}_\circ(-\alpha x))^2 \widehat{\eta}_*(-\alpha x) e(-\alpha N) d\alpha. \end{aligned} \quad (10.18)$$

plus

$$O^* \left(x^2 \cdot \sum_q \frac{\mu(q)^2}{\phi(q)^2} \int_{-\infty}^{\infty} |(\widehat{\eta}_+(-\alpha))^2 - (\widehat{\eta}_\circ(-\alpha))^2| |\widehat{\eta}_*(-\alpha)| d\alpha \right). \quad (10.19)$$

Here (10.19) is bounded by $2.82643x^2$ (by (C.9)) times

$$\begin{aligned} & |\widehat{\eta}_*(-\alpha)|_\infty \cdot \sqrt{\int_{-\infty}^{\infty} |\widehat{\eta}_+(-\alpha) - \widehat{\eta}_o(-\alpha)|^2 d\alpha \cdot \int_{-\infty}^{\infty} |\widehat{\eta}_+(-\alpha) + \widehat{\eta}_o(-\alpha)|^2 d\alpha} \\ & \leq |\eta_*|_1 \cdot |\widehat{\eta}_+ - \widehat{\eta}_o|_2 |\widehat{\eta}_+ + \widehat{\eta}_o|_2 = |\eta_*|_1 \cdot |\eta_+ - \eta_o|_2 |\eta_+ + \eta_o|_2 \\ & \leq |\eta_*|_1 \cdot |\eta_+ - \eta_o|_2 (2|\eta_o|_2 + |\eta_+ - \eta_o|_2) = |\eta_*|_1 |\eta_o|_2^2 \cdot (2 + \epsilon_0) \epsilon_0. \end{aligned}$$

Now, (10.18) equals

$$\begin{aligned} & x^3 \int_{-\infty}^{\infty} (\widehat{\eta}_o(-\alpha x))^2 \widehat{\eta}_*(-\alpha x) e(-\alpha N) \sum_{\substack{\frac{q}{(q,2)} \leq \min\left(\frac{\delta_0 r}{2|\alpha|x}, r\right) \\ \mu(q)^2=1}} \frac{\phi((q, N))}{\phi(q)^3} \mu((q, N)) d\alpha \\ & = x^3 \int_{-\infty}^{\infty} (\widehat{\eta}_o(-\alpha x))^2 \widehat{\eta}_*(-\alpha x) e(-\alpha N) d\alpha \cdot \left(\sum_{q \geq 1} \frac{\phi((q, N))}{\phi(q)^3} \mu(q)^2 \mu((q, N)) \right) \\ & - x^3 \int_{-\infty}^{\infty} (\widehat{\eta}_o(-\alpha x))^2 \widehat{\eta}_*(-\alpha x) e(-\alpha N) \sum_{\substack{\frac{q}{(q,2)} > \min\left(\frac{\delta_0 r}{2|\alpha|x}, r\right) \\ \mu(q)^2=1}} \frac{\phi((q, N))}{\phi(q)^3} \mu((q, N)) d\alpha. \end{aligned} \tag{10.20}$$

The last line in (10.20) is bounded¹ by

$$x^2 |\widehat{\eta}_*|_\infty \int_{-\infty}^{\infty} |\widehat{\eta}_o(-\alpha)|^2 \sum_{\substack{\frac{q}{(q,2)} > \min\left(\frac{\delta_0 r}{2|\alpha|x}, r\right)}} \frac{\mu(q)^2}{\phi(q)^2} d\alpha. \tag{10.21}$$

By (2.1) (with $k = 3$), (C.16) and (C.17), this is at most

$$\begin{aligned} & x^2 |\eta_*|_1 \int_{-\delta_0/2}^{\delta_0/2} |\widehat{\eta}_o(-\alpha)|^2 \frac{4.31004}{r} d\alpha \\ & + 2x^2 |\eta_*|_1 \int_{\delta_0/2}^{\infty} \left(\frac{|\eta_o^{(3)}|_1}{(2\pi\alpha)^3} \right)^2 \frac{8.62008|\alpha|}{\delta_0 r} d\alpha \\ & \leq |\eta_*|_1 \left(4.31004 |\eta_o|_2^2 + 0.00113 \frac{|\eta_o^{(3)}|_1^2}{\delta_0^5} \right) \frac{x^2}{r}. \end{aligned}$$

It is easy to see that

$$\sum_{q \geq 1} \frac{\phi((q, N))}{\phi(q)^3} \mu(q)^2 \mu((q, N)) = \prod_{p|N} \left(1 - \frac{1}{(p-1)^2} \right) \cdot \prod_{p \nmid N} \left(1 + \frac{1}{(p-1)^3} \right).$$

¹This is obviously crude, in that we are bounding $\phi((q, N))/\phi(q)$ by 1. We are doing so in order to avoid a potentially harmful dependence on N .

Expanding the integral implicit in the definition of \widehat{f} ,

$$\begin{aligned} \int_{-\infty}^{\infty} (\widehat{\eta}_o(-\alpha x))^2 \widehat{\eta}_*(-\alpha x) e(-\alpha N) d\alpha = \\ \frac{1}{x} \int_0^{\infty} \int_0^{\infty} \eta_o(t_1) \eta_o(t_2) \eta_* \left(\frac{N}{x} - (t_1 + t_2) \right) dt_1 dt_2. \end{aligned} \quad (10.22)$$

(This is standard. One rigorous way to obtain (10.22) is to approximate the integral over $\alpha \in (-\infty, \infty)$ by an integral with a smooth weight, at different scales; as the scale becomes broader, the Fourier transform of the weight approximates (as a distribution) the δ function. Apply Plancherel.)

Hence, (10.17) equals

$$\begin{aligned} x^2 \cdot \int_0^{\infty} \int_0^{\infty} \eta_o(t_1) \eta_o(t_2) \eta_* \left(\frac{N}{x} - (t_1 + t_2) \right) dt_1 dt_2 \\ \cdot \prod_{p|N} \left(1 - \frac{1}{(p-1)^2} \right) \cdot \prod_{p \nmid N} \left(1 + \frac{1}{(p-1)^3} \right). \end{aligned} \quad (10.23)$$

(the main term) plus

$$\left(2.82643 |\eta_o|_2^2 (2 + \epsilon_0) \cdot \epsilon_0 + \frac{4.31004 |\eta_o|_2^2 + 0.00113 \frac{|\eta_o^{(3)}|_1^2}{\delta_0^5}}{r} \right) |\eta_*|_1 x^2 \quad (10.24)$$

Here (10.23) is just as in the classical case [IK04, (19.10)], except for the fact that a factor of $1/2$ has been replaced by a double integral. Later, in chapter 11, we will see how to choose our smoothing functions (and x , in terms of N) so as to make the double integral as large as possible in comparison with the error terms. This is an important optimization. (We already had a first discussion of this in the introduction; see (1.39) and what follows.)

What remains to estimate is the contribution of all the terms of the form $\text{err}_{\eta, X}(\delta, x)$ in (10.12) and (10.13). Let us first deal with another matter – bounding the ℓ_2 norm of $|S_{\eta}(\alpha, x)|^2$ over the major arcs.

10.3 The ℓ_2 norm over the major arcs

We can always bound the integral of $|S_{\eta}(\alpha, x)|^2$ on the whole circle by Plancherel. If we only want the integral on certain arcs, we use the bound in Prop. 12.1.2 (based on work by Ramaré). If these arcs are really the major arcs – that is, the arcs on which we have useful analytic estimates – then we can hope to get better bounds using L -functions. This will be useful both to estimate the error terms in this section and to make the use of Ramaré’s bounds more efficient later.

By (10.8),

$$\begin{aligned}
& \sum_{\substack{a \bmod q \\ \gcd(a,q)=1}} \left| S_\eta \left(\frac{a}{q} + \frac{\delta}{x}, \chi \right) \right|^2 \\
&= \frac{1}{\phi(q)^2} \sum_{\chi} \sum_{\chi'} \tau(\bar{\chi}) \overline{\tau(\chi')} \left(\sum_{\substack{a \bmod q \\ \gcd(a,q)=1}} \chi(a) \overline{\chi'(a)} \right) \cdot S_{\eta, \chi^*}(\delta/x, x) \overline{S_{\eta, \chi'^*}(\delta/x, x)} \\
&+ O^* \left(2(1 + \sqrt{q})(\log x)^2 |\eta|_\infty \max_{\alpha} |S_\eta(\alpha, x)| + ((1 + \sqrt{q})(\log x)^2 |\eta|_\infty)^2 \right) \\
&= \frac{1}{\phi(q)} \sum_{\chi} |\tau(\bar{\chi})|^2 |S_{\eta, \chi^*}(\delta/x, x)|^2 + K_{q,1} (2|S_\eta(0, x)| + K_{q,1}),
\end{aligned}$$

where

$$K_{q,1} = (1 + \sqrt{q})(\log x)^2 |\eta|_\infty.$$

As is well-known (see, e.g., [IK04, Lem. 3.1])

$$\tau(\chi) = \mu \left(\frac{q}{q^*} \right) \chi^* \left(\frac{q}{q^*} \right) \tau(\chi^*),$$

where q^* is the modulus of χ^* (i.e., the conductor of χ), and

$$|\tau(\chi^*)| = \sqrt{q^*}.$$

Using the expressions (10.12) and (10.13), we obtain

$$\begin{aligned}
& \sum_{\substack{a \bmod q \\ (a,q)=1}} \left| S_\eta \left(\frac{a}{q} + \frac{\delta}{x}, x \right) \right|^2 = \frac{\mu^2(q)}{\phi(q)} |\widehat{\eta}(-\delta)x + O^*(\text{err}_{\eta, \chi_T}(\delta, x) \cdot x)|^2 \\
&+ \frac{1}{\phi(q)} \left(\sum_{\chi \neq \chi_T} \mu^2 \left(\frac{q}{q^*} \right) q^* \cdot O^*(|\text{err}_{\eta, \chi}(\delta, x)|^2 x^2) \right) + K_{q,1} (2|S_\eta(0, x)| + K_{q,1}) \\
&= \frac{\mu^2(q)x^2}{\phi(q)} (|\widehat{\eta}(-\delta)|^2 + O^*(|\text{err}_{\eta, \chi_T}(\delta, x)|(2|\eta|_1 + \text{err}_{\eta, \chi_T}(\delta, x)))) \\
&+ O^* \left(\max_{\chi \neq \chi_T} q^* |\text{err}_{\eta, \chi^*}(\delta, x)|^2 x^2 + K_{q,2} x \right),
\end{aligned}$$

where $K_{q,2} = K_{q,1} (2|S_\eta(0, x)|/x + K_{q,1}/x)$.

Thus, the integral of $|S_\eta(\alpha, x)|^2$ over \mathfrak{M} (see (10.5)) is

$$\begin{aligned}
& \sum_{\substack{q \leq r \\ q \text{ odd}}} \sum_{\substack{a \bmod q \\ (a, q) = 1}} \int_{\frac{a}{q} - \frac{\delta_0 r}{2qx}}^{\frac{a}{q} + \frac{\delta_0 r}{2qx}} |S_\eta(\alpha, x)|^2 d\alpha + \sum_{\substack{q \leq 2r \\ q \text{ even}}} \sum_{\substack{a \bmod q \\ (a, q) = 1}} \int_{\frac{a}{q} - \frac{\delta_0 r}{qx}}^{\frac{a}{q} + \frac{\delta_0 r}{qx}} |S_\eta(\alpha, x)|^2 d\alpha \\
&= \sum_{\substack{q \leq r \\ q \text{ odd}}} \frac{\mu^2(q)x^2}{\phi(q)} \int_{-\frac{\delta_0 r}{2qx}}^{\frac{\delta_0 r}{2qx}} |\widehat{\eta}(-\alpha x)|^2 d\alpha + \sum_{\substack{q \leq 2r \\ q \text{ even}}} \frac{\mu^2(q)x^2}{\phi(q)} \int_{-\frac{\delta_0 r}{qx}}^{\frac{\delta_0 r}{qx}} |\widehat{\eta}(-\alpha x)|^2 d\alpha \\
&+ O^* \left(\sum_q \frac{\mu^2(q)x^2}{\phi(q)} \cdot \frac{\gcd(q, 2)\delta_0 r}{qx} \left(ET_{\eta, \frac{\delta_0 r}{2}}(2|\eta|_1 + ET_{\eta, \frac{\delta_0 r}{2}}) \right) \right) \\
&+ \sum_{\substack{q \leq r \\ q \text{ odd}}} \frac{\delta_0 r x}{q} \cdot O^* \left(\max_{\substack{\chi \bmod q \\ \chi \neq \chi_T \\ |\delta| \leq \delta_0 r / 2q}} q^* |\text{err}_{\eta, \chi^*}(\delta, x)|^2 + \frac{K_{q, 2}}{x} \right) \\
&+ \sum_{\substack{q \leq 2r \\ q \text{ even}}} \frac{2\delta_0 r x}{q} \cdot O^* \left(\max_{\substack{\chi \bmod q \\ \chi \neq \chi_T \\ |\delta| \leq \delta_0 r / q}} q^* |\text{err}_{\eta, \chi^*}(\delta, x)|^2 + \frac{K_{q, 2}}{x} \right), \tag{10.25}
\end{aligned}$$

where

$$ET_{\eta, s} = \max_{|\delta| \leq s} |\text{err}_{\eta, \chi_T}(\delta, x)|$$

and χ_T is the trivial character. If all we want is an upper bound, we can simply remark that

$$\begin{aligned}
& x \sum_{\substack{q \leq r \\ q \text{ odd}}} \frac{\mu^2(q)}{\phi(q)} \int_{-\frac{\delta_0 r}{2qx}}^{\frac{\delta_0 r}{2qx}} |\widehat{\eta}(-\alpha x)|^2 d\alpha + x \sum_{\substack{q \leq 2r \\ q \text{ even}}} \frac{\mu^2(q)}{\phi(q)} \int_{-\frac{\delta_0 r}{qx}}^{\frac{\delta_0 r}{qx}} |\widehat{\eta}(-\alpha x)|^2 d\alpha \\
&\leq \left(\sum_{\substack{q \leq r \\ q \text{ odd}}} \frac{\mu^2(q)}{\phi(q)} + \sum_{\substack{q \leq 2r \\ q \text{ even}}} \frac{\mu^2(q)}{\phi(q)} \right) |\widehat{\eta}|_2^2 = 2|\eta|_2^2 \sum_{\substack{q \leq r \\ q \text{ odd}}} \frac{\mu^2(q)}{\phi(q)}.
\end{aligned}$$

If we also need a lower bound, we proceed as follows.

Again, we will work with an approximation η_\circ such that (a) $|\eta - \eta_\circ|_2$ is small, (b)

η_o is thrice differentiable outside finitely many points, (c) $\eta_o^{(3)} \in L_1$. Clearly,

$$\begin{aligned}
& x \sum_{\substack{q \leq r \\ q \text{ odd}}} \frac{\mu^2(q)}{\phi(q)} \int_{-\frac{\delta_0 r}{2qx}}^{\frac{\delta_0 r}{2qx}} |\widehat{\eta}(-\alpha x)|^2 d\alpha \\
& \leq \sum_{\substack{q \leq r \\ q \text{ odd}}} \frac{\mu^2(q)}{\phi(q)} \left(\int_{-\frac{\delta_0 r}{2q}}^{\frac{\delta_0 r}{2q}} |\widehat{\eta}_o(-\alpha)|^2 d\alpha + 2\langle |\widehat{\eta}_o|, |\widehat{\eta} - \widehat{\eta}_o| \rangle + |\widehat{\eta} - \widehat{\eta}_o|_2^2 \right) \\
& = \sum_{\substack{q \leq r \\ q \text{ odd}}} \frac{\mu^2(q)}{\phi(q)} \int_{-\frac{\delta_0 r}{2q}}^{\frac{\delta_0 r}{2q}} |\widehat{\eta}_o(-\alpha)|^2 d\alpha \\
& + O^* \left(\frac{1}{2} \log r + 0.85 \right) \left(2|\eta_o|_2 |\eta - \eta_o|_2 + |\eta_o - \eta|_2^2 \right),
\end{aligned}$$

where we are using (C.11) and isometry. Also,

$$\sum_{\substack{q \leq 2r \\ q \text{ even}}} \frac{\mu^2(q)}{\phi(q)} \int_{-\frac{\delta_0 r}{qx}}^{\frac{\delta_0 r}{qx}} |\widehat{\eta}(-\alpha x)|^2 d\alpha = \sum_{\substack{q \leq r \\ q \text{ odd}}} \frac{\mu^2(q)}{\phi(q)} \int_{-\frac{\delta_0 r}{2qx}}^{\frac{\delta_0 r}{2qx}} |\widehat{\eta}(-\alpha x)|^2 d\alpha.$$

By (2.1) and Plancherel,

$$\begin{aligned}
\int_{-\frac{\delta_0 r}{2q}}^{\frac{\delta_0 r}{2q}} |\widehat{\eta}_o(-\alpha)|^2 d\alpha &= \int_{-\infty}^{\infty} |\widehat{\eta}_o(-\alpha)|^2 d\alpha - O^* \left(2 \int_{\frac{\delta_0 r}{2q}}^{\infty} \frac{|\eta_o^{(3)}|_1^2}{(2\pi\alpha)^6} d\alpha \right) \\
&= |\eta_o|_2^2 + O^* \left(\frac{|\eta_o^{(3)}|_1^2 q^5}{5\pi^6 (\delta_0 r)^5} \right),
\end{aligned}$$

Hence

$$\sum_{\substack{q \leq r \\ q \text{ odd}}} \frac{\mu^2(q)}{\phi(q)} \int_{-\frac{\delta_0 r}{2q}}^{\frac{\delta_0 r}{2q}} |\widehat{\eta}_o(-\alpha)|^2 d\alpha = |\eta_o|_2^2 \cdot \sum_{\substack{q \leq r \\ q \text{ odd}}} \frac{\mu^2(q)}{\phi(q)} + O^* \left(\sum_{\substack{q \leq r \\ q \text{ odd}}} \frac{\mu^2(q)}{\phi(q)} \frac{|\eta_o^{(3)}|_1^2 q^5}{5\pi^6 (\delta_0 r)^5} \right).$$

Using (C.18), we get that

$$\begin{aligned}
\sum_{\substack{q \leq r \\ q \text{ odd}}} \frac{\mu^2(q)}{\phi(q)} \frac{|\eta_o^{(3)}|_1^2 q^5}{5\pi^6 (\delta_0 r)^5} &\leq \frac{1}{r} \sum_{\substack{q \leq r \\ q \text{ odd}}} \frac{\mu^2(q)q}{\phi(q)} \cdot \frac{|\eta_o^{(3)}|_1^2}{5\pi^6 \delta_0^5} \\
&\leq \frac{|\eta_o^{(3)}|_1^2}{5\pi^6 \delta_0^5} \cdot \left(0.64787 + \frac{\log r}{4r} + \frac{0.425}{r} \right).
\end{aligned}$$

Going back to (10.25), we use (C.7) to bound

$$\sum_q \frac{\mu^2(q)x^2 \gcd(q, 2)\delta_0 r}{\phi(q)qx} \leq 2.59147 \cdot \delta_0 r x.$$

We also note that

$$\begin{aligned} \sum_{\substack{q \leq r \\ q \text{ odd}}} \frac{1}{q} + \sum_{\substack{q \leq 2r \\ q \text{ even}}} \frac{2}{q} &= \sum_{q \leq r} \frac{1}{q} - \sum_{q \leq \frac{r}{2}} \frac{1}{2q} + \sum_{q \leq r} \frac{1}{q} \\ &\leq 2 \log er - \log \frac{r}{2} \leq \log 2e^2 r. \end{aligned}$$

We have proven the following result.

Lemma 10.3.1. *Let $\eta : [0, \infty) \rightarrow \mathbb{R}$ be in $L_1 \cap L_\infty$. Let $S_\eta(\alpha, x)$ be as in (10.1) and let $\mathfrak{M} = \mathfrak{M}_{\delta_0, r}$ be as in (10.5). Let $\eta_\circ : [0, \infty) \rightarrow \mathbb{R}$ be thrice differentiable outside finitely many points. Assume $\eta_\circ^{(3)} \in L_1$.*

Assume $r \geq 182$. Then

$$\begin{aligned} \int_{\mathfrak{M}} |S_\eta(\alpha, x)|^2 d\alpha &= L_{r, \delta_0} x + O^* \left(5.19 \delta_0 x r \left(ET_{\eta, \frac{\delta_0 r}{2}} \cdot \left(|\eta|_1 + \frac{ET_{\eta, \delta_0 r/2}}{2} \right) \right) \right) \\ &\quad + O^* \left(\delta_0 r (\log 2e^2 r) (x \cdot E_{\eta, r, \delta_0}^2 + K_{r, 2}) \right), \end{aligned} \quad (10.26)$$

where

$$\begin{aligned} E_{\eta, r, \delta_0} &= \max_{\substack{\chi \bmod q \\ q \leq r \cdot \gcd(q, 2) \\ |\delta| \leq \gcd(q, 2) \delta_0 r / 2q}} \sqrt{q^*} |\text{err}_{\eta, \chi^*}(\delta, x)|, \quad ET_{\eta, s} = \max_{|\delta| \leq s} |\text{err}_{\eta, \chi_T}(\delta, x)|, \\ K_{r, 2} &= (1 + \sqrt{2r})(\log x)^2 |\eta|_\infty (2|S_\eta(0, x)|/x + (1 + \sqrt{2r})(\log x)^2 |\eta|_\infty / x) \end{aligned} \quad (10.27)$$

and L_{r, δ_0} satisfies both

$$L_{r, \delta_0} \leq 2|\eta|_2^2 \sum_{\substack{q \leq r \\ q \text{ odd}}} \frac{\mu^2(q)}{\phi(q)} \quad (10.28)$$

and

$$\begin{aligned} L_{r, \delta_0} &= 2|\eta_\circ|_2^2 \sum_{\substack{q \leq r \\ q \text{ odd}}} \frac{\mu^2(q)}{\phi(q)} + O^*(\log r + 1.7) \cdot \left(2|\eta_\circ|_2 |\eta - \eta_\circ|_2 + |\eta_\circ - \eta|_2^2 \right) \\ &\quad + O^* \left(\frac{2|\eta_\circ^{(3)}|_1^2}{5\pi^6 \delta_0^5} \right) \cdot \left(0.64787 + \frac{\log r}{4r} + \frac{0.425}{r} \right). \end{aligned} \quad (10.29)$$

Here, as elsewhere, χ^* denotes the primitive character inducing χ , whereas q^* denotes the modulus of χ^* .

The error term $xr ET_{\eta, \delta_0 r}$ will be very small, since it will be estimated using the Riemann zeta function; the error term involving $K_{r, 2}$ will be completely negligible. The term involving $xr(r+1)E_{\eta, r, \delta_0}^2$; we see that it constrains us to have $|\text{err}_{\eta, \chi}(x, N)|$ less than a constant times $1/r$ if we do not want the main term in the bound (10.26) to be overwhelmed.

10.4 The integral over the major arcs: conclusion

There are at least two ways we can evaluate (10.4). One is to substitute (10.10) into (10.4). The disadvantages here are that (a) this can give rise to pages-long formulae, (b) this gives error terms proportional to $xr|\text{err}_{\eta,\chi}(x, N)|$, meaning that, to win, we would have to show that $|\text{err}_{\eta,\chi}(x, N)|$ is much smaller than $1/r$. What we will do instead is to use our ℓ_2 estimate (10.26) in order to bound the contribution of non-principal terms. This will give us a gain of almost \sqrt{r} on the error terms; in other words, to win, it will be enough to show later that $|\text{err}_{\eta,\chi}(x, N)|$ is much smaller than $1/\sqrt{r}$.

The contribution of the error terms in $S_{\eta_3}(\alpha, x)$ (that is, all terms involving the quantities $\text{err}_{\eta,\chi}$ in expressions (10.12) and (10.13)) to (10.4) is

$$\begin{aligned}
& \sum_{\substack{q \leq r \\ q \text{ odd}}} \frac{1}{\phi(q)} \sum_{\chi_3 \bmod q} \tau(\overline{\chi_3}) \sum_{\substack{a \bmod q \\ (a,q)=1}} \chi_3(a) e(-Na/q) \\
& \quad \int_{-\frac{\delta_0 r}{2qx}}^{\frac{\delta_0 r}{2qx}} S_{\eta_+}(\alpha + a/q, x)^2 \text{err}_{\eta_*, \chi_3^*}(\alpha x, x) e(-N\alpha) d\alpha \\
& + \sum_{\substack{q \leq 2r \\ q \text{ even}}} \frac{1}{\phi(q)} \sum_{\chi_3 \bmod q} \tau(\overline{\chi_3}) \sum_{\substack{a \bmod q \\ (a,q)=1}} \chi_3(a) e(-Na/q) \\
& \quad \int_{-\frac{\delta_0 r}{qx}}^{\frac{\delta_0 r}{qx}} S_{\eta_+}(\alpha + a/q, x)^2 \text{err}_{\eta_*, \chi_3^*}(\alpha x, x) e(-N\alpha) d\alpha.
\end{aligned} \tag{10.30}$$

We should also remember the terms in (10.11); we can integrate them over all of \mathbb{R}/\mathbb{Z} , and obtain that they contribute at most

$$\begin{aligned}
& \int_{\mathbb{R}/\mathbb{Z}} 2 \sum_{j=1}^3 \prod_{j' \neq j} |S_{\eta_{j'}}(\alpha, x)| \cdot \max_{q \leq r} \sum_{p|q} \log p \sum_{\alpha \geq 1} \eta_j \left(\frac{p^\alpha}{x} \right) d\alpha \\
& \leq 2 \sum_{j=1}^3 \prod_{j' \neq j} |S_{\eta_{j'}}(\alpha, x)|_2 \cdot \max_{q \leq r} \sum_{p|q} \log p \sum_{\alpha \geq 1} \eta_j \left(\frac{p^\alpha}{x} \right) \\
& = 2 \sum_n \Lambda^2(n) \eta_+^2(n/x) \cdot \log r \cdot \max_{p \leq r} \sum_{\alpha \geq 1} \eta_* \left(\frac{p^\alpha}{x} \right) \\
& + 4 \sqrt{\sum_n \Lambda^2(n) \eta_+^2(n/x) \cdot \sum_n \Lambda^2(n) \eta_*^2(n/x) \cdot \log r \cdot \max_{p \leq r} \sum_{\alpha \geq 1} \eta_* \left(\frac{p^\alpha}{x} \right)}
\end{aligned}$$

by Cauchy-Schwarz and Plancherel.

The absolute value of (10.30) is at most

$$\begin{aligned}
& \sum_{\substack{q \leq r \\ q \text{ odd}}} \sum_{\substack{a \bmod q \\ (a,q)=1}} \int_{-\frac{\delta_0 r}{2qx}}^{\frac{\delta_0 r}{2qx}} |S_{\eta_+}(\alpha + a/q, x)|^2 d\alpha \cdot \max_{\substack{\chi \bmod q \\ |\delta| \leq \delta_0 r/2q}} \sqrt{q^*} |\text{err}_{\eta_*, \chi^*}(\delta, x)| \\
& + \sum_{\substack{q \leq 2r \\ q \text{ even}}} \sum_{\substack{a \bmod q \\ (a,q)=1}} \int_{-\frac{\delta_0 r}{qx}}^{\frac{\delta_0 r}{qx}} |S_{\eta_+}(\alpha + a/q, x)|^2 d\alpha \cdot \max_{\substack{\chi \bmod q \\ |\delta| \leq \delta_0 r/q}} \sqrt{q^*} |\text{err}_{\eta_*, \chi^*}(\delta, x)| \\
& \leq \int_{\mathfrak{M}_{\delta_0, r}} |S_{\eta_+}(\alpha)|^2 d\alpha \cdot \max_{\substack{\chi \bmod q \\ q \leq r \cdot \gcd(q, 2) \\ |\delta| \leq \gcd(q, 2) \delta_0 r/q}} \sqrt{q^*} |\text{err}_{\eta_*, \chi^*}(\delta, x)|.
\end{aligned} \tag{10.31}$$

We can bound the integral of $|S_{\eta_+}(\alpha)|^2$ by (10.26).

What about the contribution of the error part of $S_{\eta_2}(\alpha, x)$? We can obviously proceed in the same way, except that, to avoid double-counting, $S_{\eta_3}(\alpha, x)$ needs to be replaced by

$$\frac{1}{\phi(q)} \tau(\overline{\chi_0}) \widehat{\eta}_3(-\delta) \cdot x = \frac{\mu(q)}{\phi(q)} \widehat{\eta}_3(-\delta) \cdot x, \tag{10.32}$$

which is its main term (coming from (10.12)). Instead of having an ℓ_2 norm as in (10.31), we have the square-root of a product of two squares of ℓ_2 norms (by Cauchy-Schwarz), namely, $\int_{\mathfrak{M}} |S_{\eta_+}^*(\alpha)|^2 d\alpha$ and

$$\begin{aligned}
& \sum_{\substack{q \leq r \\ q \text{ odd}}} \frac{\mu^2(q)}{\phi(q)^2} \int_{-\frac{\delta_0 r}{2qx}}^{\frac{\delta_0 r}{2qx}} |\widehat{\eta}_*(-\alpha x)x|^2 d\alpha + \sum_{\substack{q \leq 2r \\ q \text{ even}}} \frac{\mu^2(q)}{\phi(q)^2} \int_{-\frac{\delta_0 r}{qx}}^{\frac{\delta_0 r}{qx}} |\widehat{\eta}_*(-\alpha x)x|^2 d\alpha \\
& \leq x |\widehat{\eta}_*|_2^2 \cdot \sum_q \frac{\mu^2(q)}{\phi(q)^2}.
\end{aligned} \tag{10.33}$$

By (C.9), the sum over q is at most 2.82643.

As for the contribution of the error part of $S_{\eta_1}(\alpha, x)$, we bound it in the same way, using solely the ℓ_2 norm in (10.33) (and replacing both $S_{\eta_2}(\alpha, x)$ and $S_{\eta_3}(\alpha, x)$ by expressions as in (10.32)).

The total of the error terms is thus

$$\begin{aligned}
& x \cdot \max_{\substack{\chi \bmod q \\ q \leq r \cdot \gcd(q, 2) \\ |\delta| \leq \gcd(q, 2) \delta_0 r/q}} \sqrt{q^*} \cdot |\text{err}_{\eta_*, \chi^*}(\delta, x)| \cdot A \\
& + x \cdot \max_{\substack{\chi \bmod q \\ q \leq r \cdot \gcd(q, 2) \\ |\delta| \leq \gcd(q, 2) \delta_0 r/q}} \sqrt{q^*} \cdot |\text{err}_{\eta_+, \chi^*}(\delta, x)| (\sqrt{A} + \sqrt{B_+}) \sqrt{B_*},
\end{aligned} \tag{10.34}$$

where $A = (1/x) \int_{\mathfrak{M}} |S_{\eta_+}(\alpha, x)|^2 d\alpha$ (bounded as in (10.26)) and

$$B_* = 2.82643 |\eta_*|_2^2, \quad B_+ = 2.82643 |\eta_+|_2^2. \tag{10.35}$$

In conclusion, we have proven

Proposition 10.4.1. *Let $x \geq 1$. Let $\eta_+, \eta_* : [0, \infty) \rightarrow \mathbb{R}$. Assume $\eta_+ \in C^2$, $\eta_+'' \in L_2$ and $\eta_+, \eta_* \in L^1 \cap L^2$. Let $\eta_o : [0, \infty) \rightarrow \mathbb{R}$ be thrice differentiable outside finitely many points. Assume $\eta_o^{(3)} \in L_1$ and $|\eta_+ - \eta_o|_2 \leq \epsilon_0 |\eta_o|_2$, where $\epsilon_0 \geq 0$.*

Let $S_\eta(\alpha, x) = \sum_n \Lambda(n) e(\alpha n) \eta(n/x)$. Let $\text{err}_{\eta, \chi}$, χ primitive, be given as in (10.12) and (10.13). Let $\delta_0 > 0$, $r \geq 1$. Let $\mathfrak{M} = \mathfrak{M}_{\delta_0, r}$ be as in (10.5).

Then, for any $N \geq 0$,

$$\int_{\mathfrak{M}} S_{\eta_+}(\alpha, x)^2 S_{\eta_*}(\alpha, x) e(-N\alpha) d\alpha$$

equals

$$\begin{aligned} & C_0 C_{\eta_o, \eta_*} x^2 + \left(2.82643 |\eta_o|_2^2 (2 + \epsilon_0) \cdot \epsilon_0 + \frac{4.31004 |\eta_o|_2^2 + 0.0012 \frac{|\eta_o^{(3)}|_1^2}{\delta_0^5}}{r} \right) |\eta_*|_1 x^2 \\ & + O^*(E_{\eta_*, r, \delta_0} A_{\eta_+} + E_{\eta_+, r, \delta_0} \cdot 1.6812 (\sqrt{A_{\eta_+}} + 1.6812 |\eta_+|_2) |\eta_*|_2) \cdot x^2 \\ & + O^* \left(2Z_{\eta_+^2, 2}(x) LS_{\eta_*}(x, r) \cdot x + 4\sqrt{Z_{\eta_+^2, 2}(x) Z_{\eta_*^2, 2}(x)} LS_{\eta_+}(x, r) \cdot x \right), \end{aligned} \quad (10.36)$$

where

$$\begin{aligned} C_0 &= \prod_{p|N} \left(1 - \frac{1}{(p-1)^2} \right) \cdot \prod_{p \nmid N} \left(1 + \frac{1}{(p-1)^3} \right), \\ C_{\eta_o, \eta_*} &= \int_0^\infty \int_0^\infty \eta_o(t_1) \eta_o(t_2) \eta_* \left(\frac{N}{x} - (t_1 + t_2) \right) dt_1 dt_2, \\ E_{\eta, r, \delta_0} &= \max_{\substack{\chi \bmod q \\ q \leq \gcd(q, 2) \cdot r \\ |\delta| \leq \gcd(q, 2) \delta_0 r / 2q}} \sqrt{q^*} \cdot |\text{err}_{\eta, \chi^*}(\delta, x)|, \quad ET_{\eta, s} = \max_{|\delta| \leq s/q} |\text{err}_{\eta, \chi_T}(\delta, x)|, \\ A_\eta &= \frac{1}{x} \int_{\mathfrak{M}} |S_{\eta_+}(\alpha, x)|^2 d\alpha, \quad L_{\eta, r, \delta_0} \leq 2|\eta|_2^2 \sum_{\substack{q \leq r \\ q \text{ odd}}} \frac{\mu^2(q)}{\phi(q)}, \\ K_{r, 2} &= (1 + \sqrt{2r})(\log x)^2 |\eta|_\infty (2Z_{\eta, 1}(x)/x + (1 + \sqrt{2r})(\log x)^2 |\eta|_\infty / x), \\ Z_{\eta, k}(x) &= \frac{1}{x} \sum_n \Lambda^k(n) \eta(n/x), \quad LS_\eta(x, r) = \log r \cdot \max_{p \leq r} \sum_{\alpha \geq 1} \eta \left(\frac{p^\alpha}{x} \right), \end{aligned} \quad (10.38)$$

and $\text{err}_{\eta, \chi}$ is as in (10.12) and (10.13).

Here is how to read these expressions. The error term in the first line of (10.36) will be small provided that ϵ_0 is small and r is large. The third line of (10.36) will be negligible, as will be the term $2\delta_0 r (\log er) K_{r, 2}$ in the definition of A_η . (Clearly, $Z_{\eta, k}(x) \ll_\eta (\log x)^{k-1}$ and $LS_\eta(x, q) \ll_\eta \tau(q) \log x$ for any η of rapid decay.)

It remains to estimate the second line of (10.36). This includes estimating A_η – a task that was already accomplished in Lemma 10.3.1. We see that we will have to give very good bounds for E_{η,r,δ_0} when $\eta = \eta_+$ or $\eta = \eta_*$. We also see that we want to make $C_0 C_{\eta_+, \eta_*} x^2$ as large as possible; it will be competing not just with the error terms here, but, more importantly, with the bounds from the minor arcs, which will be proportional to $|\eta_+|_2^2 |\eta_*|_1$.

Chapter 11

Optimizing and adapting smoothing functions

One of our goals is to maximize the quantity C_{η_\circ, η_*} in (10.37) relative to $|\eta_\circ|_2^2 |\eta_*|_1$. One way to do this is to ensure that (a) η_* is concentrated on a very short¹ interval $[0, \epsilon)$, (b) η_\circ is supported on the interval $[0, 2]$, and is symmetric around $t = 1$, meaning that $\eta_\circ(t) \sim \eta_\circ(2 - t)$. Then, for $x \sim N/2$, the integral

$$\int_0^\infty \int_0^\infty \eta_\circ(t_1) \eta_\circ(t_2) \eta_* \left(\frac{N}{x} - (t_1 + t_2) \right) dt_1 dt_2$$

in (10.37) should be approximately equal to

$$|\eta_*|_1 \cdot \int_0^\infty \eta_\circ(t) \eta_\circ \left(\frac{N}{x} - t \right) dt = |\eta_*|_1 \cdot \int_0^\infty \eta_\circ(t)^2 dt = |\eta_*|_1 \cdot |\eta_\circ|_2^2, \quad (11.1)$$

provided that $\eta_\circ(t) \geq 0$ for all t . It is easy to check (using Cauchy-Schwarz in the second step) that this is essentially optimal. (We will redo this rigorously in a little while.)

At the same time, the fact is that major-arc estimates are best for smoothing functions η of a particular form, and we have minor-arc estimates from Part I for a different specific smoothing η_2 . The issue, then, is how do we choose η_\circ and η_* as above so that

- η_* is concentrated on $[0, \epsilon)$,
- η_\circ is supported on $[0, 2]$ and symmetric around $t = 1$,
- we can give minor-arc and major-arc estimates for η_* ,
- we can give major-arc estimates for a function η_+ close to η_\circ in ℓ_2 norm?

¹This is an idea appearing in work by Bourgain in a related context [Bou99].

11.1 The symmetric smoothing function η_\circ

We will later work with a smoothing function η_\heartsuit whose Mellin transform decreases very rapidly. Because of this rapid decay, we will be able to give strong results based on an explicit formula for η_\heartsuit . The issue is how to define η_\circ , given η_\heartsuit , so that η_\circ is symmetric around $t = 1$ (i.e., $\eta_\circ(2 - x) \sim \eta_\circ(x)$) and is very small for $x > 2$.

We will later set $\eta_\heartsuit(t) = e^{-t^2/2}$. Let

$$h : t \mapsto \begin{cases} t^3(2-t)^3 e^{t-1/2} & \text{if } t \in [0, 2], \\ 0 & \text{otherwise} \end{cases} \quad (11.2)$$

We define $\eta_\circ : \mathbb{R} \rightarrow \mathbb{R}$ by

$$\eta_\circ(t) = h(t)\eta_\heartsuit(t) = \begin{cases} t^3(2-t)^3 e^{-(t-1)^2/2} & \text{if } t \in [0, 2], \\ 0 & \text{otherwise.} \end{cases} \quad (11.3)$$

It is clear that η_\circ is symmetric around $t = 1$ for $t \in [0, 2]$.

11.1.1 The product $\eta_\circ(t)\eta_\circ(\rho - t)$.

We now should go back and redo rigorously what we discussed informally around (11.1). More precisely, we wish to estimate

$$\eta_\circ(\rho) = \int_{-\infty}^{\infty} \eta_\circ(t)\eta_\circ(\rho - t)dt = \int_{-\infty}^{\infty} \eta_\circ(t)\eta_\circ(2 - \rho + t)dt \quad (11.4)$$

for $\rho \leq 2$ close to 2. In this, it will be useful that the Cauchy-Schwarz inequality degrades slowly, in the following sense.

Lemma 11.1.1. *Let V be a real vector space with an inner product $\langle \cdot, \cdot \rangle$. Then, for any $v, w \in V$ with $|w - v|_2 \leq |v|_2/2$,*

$$\langle v, w \rangle = |v|_2|w|_2 + O^*(2.71|v - w|_2^2).$$

Proof. By a truncated Taylor expansion,

$$\begin{aligned} \sqrt{1+x} &= 1 + \frac{x}{2} + \frac{x^2}{2} \max_{0 \leq t \leq 1} \frac{1}{4(1-(tx)^2)^{3/2}} \\ &= 1 + \frac{x}{2} + O^*\left(\frac{x^2}{2^{3/2}}\right) \end{aligned}$$

for $|x| \leq 1/2$. Hence, for $\delta = |w - v|_2/|v|_2$,

$$\begin{aligned} \frac{|w|_2}{|v|_2} &= \sqrt{1 + \frac{2\langle w - v, v \rangle + |w - v|_2^2}{|v|_2^2}} = 1 + \frac{2\frac{\langle w - v, v \rangle}{|v|_2^2} + \delta^2}{2} + O^*\left(\frac{(2\delta + \delta^2)^2}{2^{3/2}}\right) \\ &= 1 + \delta + O^*\left(\left(\frac{1}{2} + \frac{(5/2)^2}{2^{3/2}}\right)\delta^2\right) = 1 + \frac{\langle w - v, v \rangle}{|v|_2^2} + O^*\left(2.71\frac{|w - v|_2^2}{|v|_2^2}\right). \end{aligned}$$

Multiplying by $|v|_2^2$, we obtain that

$$|v|_2|w|_2 = |v|_2^2 + \langle w - v, v \rangle + O^*(2.71|w - v|_2^2) = \langle v, w \rangle + O^*(2.71|w - v|_2^2).$$

□

Applying Lemma 11.1.1 to (11.4), we obtain that

$$\begin{aligned} (\eta_\circ * \eta_\circ)(\rho) &= \int_{-\infty}^{\infty} \eta_\circ(t) \eta_\circ((2-\rho)+t) dt \\ &= \sqrt{\int_{-\infty}^{\infty} |\eta_\circ(t)|^2 dt} \sqrt{\int_{-\infty}^{\infty} |\eta_\circ((2-\rho)+t)|^2 dt} \\ &\quad + O^*\left(2.71 \int_{-\infty}^{\infty} |\eta_\circ(t) - \eta_\circ((2-\rho)+t)|^2 dt\right) \\ &= |\eta_\circ|_2^2 + O^*\left(2.71 \int_{-\infty}^{\infty} \left(\int_0^{2-\rho} |\eta'_\circ(r+t)| dr\right)^2 dt\right) \\ &= |\eta_\circ|_2^2 + O^*\left(2.71(2-\rho) \int_0^{2-\rho} \int_{-\infty}^{\infty} |\eta'_\circ(r+t)|^2 dt dr\right) \\ &= |\eta_\circ|_2^2 + O^*(2.71(2-\rho)^2 |\eta'_\circ|_2^2). \end{aligned} \tag{11.5}$$

We will be working with η_* supported on the non-negative reals; we recall that η_\circ is supported on $[0, 2]$. Hence

$$\begin{aligned} &\int_0^\infty \int_0^\infty \eta_\circ(t_1) \eta_\circ(t_2) \eta_*\left(\frac{N}{x} - (t_1 + t_2)\right) dt_1 dt_2 \\ &= \int_0^{\frac{N}{x}} (\eta_\circ * \eta_\circ)(\rho) \eta_*\left(\frac{N}{x} - \rho\right) d\rho \\ &= \int_0^{\frac{N}{x}} (|\eta_\circ|_2^2 + O^*(2.71(2-\rho)^2 |\eta'_\circ|_2^2)) \cdot \eta_*\left(\frac{N}{x} - \rho\right) d\rho \\ &= |\eta_\circ|_2^2 \int_0^{\frac{N}{x}} \eta_*(\rho) d\rho + 2.71 |\eta'_\circ|_2^2 \cdot O^*\left(\int_0^{\frac{N}{x}} ((2 - N/x) + \rho)^2 \eta_*(\rho) d\rho\right), \end{aligned} \tag{11.6}$$

provided that $N/x \geq 2$. We see that it will be wise to set N/x very slightly larger than 2. As we said before, η_* will be scaled so that it is concentrated on a small interval $[0, \epsilon]$.

11.2 The smoothing function η_* : adapting minor-arc bounds

Here the challenge is to define a smoothing function η_* that is good both for minor-arc estimates and for major-arc estimates. The two regimes tend to favor different kinds of

smoothing function. For minor-arc estimates, we use, as [Tao14] did,

$$\eta_2(t) = 4 \max(\log 2 - |\log 2t|, 0) = ((2I_{[1/2,1]}) *_M (2I_{[1/2,1]}))(t), \quad (11.7)$$

where $I_{[1/2,1]}(t)$ is 1 if $t \in [1/2, 1]$ and 0 otherwise. For major-arc estimates, we will use a function based on

$$\eta_{\heartsuit} = e^{-t^2/2}.$$

We will actually use here the function $t^2 e^{-t^2/2}$, whose Mellin transform is $M\eta_{\heartsuit}(s+2)$ (by, e.g., [BBO10, Table 11.1]).

We will follow the simple expedient of convolving the two smoothing functions, one good for minor arcs, the other one for major arcs. In general, let $\varphi_1, \varphi_2 : [0, \infty) \rightarrow \mathbb{C}$. It is easy to use bounds on sums of the form

$$S_{f, \varphi_1}(x) = \sum_n f(n) \varphi_1(n/x) \quad (11.8)$$

to bound sums of the form $S_{f, \varphi_1 *_M \varphi_2}$:

$$\begin{aligned} S_{f, \varphi_1 *_M \varphi_2} &= \sum_n f(n) (\varphi_1 *_M \varphi_2) \left(\frac{n}{x} \right) \\ &= \int_0^\infty \sum_n f(n) \varphi_1 \left(\frac{n}{wx} \right) \varphi_2(w) \frac{dw}{w} = \int_0^\infty S_{f, \varphi_1}(wx) \varphi_2(w) \frac{dw}{w}. \end{aligned} \quad (11.9)$$

The same holds, of course, if φ_1 and φ_2 are switched, since $\varphi_1 *_M \varphi_2 = \varphi_2 *_M \varphi_1$. The only objection is that the bounds on (11.8) that we input might not be valid, or non-trivial, when the argument wx of $S_{f, \varphi_1}(wx)$ is very small. Because of this, it is important that the functions φ_1, φ_2 vanish at 0, and desirable that their first derivatives do so as well.

Let us see how this works out in practice for $\varphi_1 = \eta_2$. Here $\eta_2 : [0, \infty) \rightarrow \mathbb{R}$ is given by

$$\eta_2 = \eta_1 *_M \eta_1 = 4 \max(\log 2 - |\log 2t|, 0), \quad (11.10)$$

where $\eta_1 = 2 \cdot I_{[1/2,1]}$.

Let us restate the bounds from Theorem 3.1.1 – the main result of Part I. We will use Lemma C.2.2 to bound terms of the form $q/\phi(q)$.

Let $x \geq x_0$, $x_0 = 2.16 \cdot 10^{20}$. Let $2\alpha = a/q + \delta/x$, $q \leq Q$, $\gcd(a, q) = 1$, $|\delta/x| \leq 1/qQ$, where $Q = (3/4)x^{2/3}$. Then, if $3 \leq q \leq x^{1/3}/6$, Theorem 3.1.1 gives us that

$$|S_{\eta_2}(\alpha, x)| \leq g_x \left(\max \left(1, \frac{|\delta|}{8} \right) \cdot q \right) x, \quad (11.11)$$

where

$$g_x(r) = \frac{(R_{x,2r} \log 2r + 0.5) \sqrt{F(r)} + 2.5}{\sqrt{2r}} + \frac{L_{2r}}{r} + 3.36x^{-1/6}, \quad (11.12)$$

with

$$\begin{aligned} R_{x,t} &= 0.27125 \log \left(1 + \frac{\log 4t}{2 \log \frac{9x^{1/3}}{2.004t}} \right) + 0.41415 \\ L_t &= F(t/2) \left(\frac{13}{4} \log t + 7.82 \right) + 13.66 \log t + 37.55, \end{aligned} \quad (11.13)$$

If $q > x^{1/3}/6$, then, again by Theorem 3.1.1,

$$|S_{\eta_2}(\alpha, x)| \leq h(x)x, \quad (11.14)$$

where

$$h(x) = 0.276x^{-1/6}(\log x)^{3/2} + 1234x^{-1/3} \log x. \quad (11.15)$$

We will work with x varying within a range, and so we must pay some attention to the dependence of (11.11) and (11.14) on x . Let us prove two auxiliary lemmas on this.

Lemma 11.2.1. *Let $g_x(r)$ be as in (11.12) and $h(x)$ as in (11.15). Then*

$$x \mapsto \begin{cases} h(x) & \text{if } x < (6r)^3 \\ g_x(r) & \text{if } x \geq (6r)^3 \end{cases}$$

is a decreasing function of x for $r \geq 11$ fixed and $x \geq 21$.

Proof. It is clear from the definitions that $x \mapsto h(x)$ (for $x \geq 21$) and $x \mapsto g_x(r)$ are both decreasing. Thus, we simply have to show that $h(x_r) \geq g_{x_r}(r)$ for $x_r = (6r)^3$. Since $x_r \geq (6 \cdot 11)^3 > e^{12.5}$,

$$\begin{aligned} R_{x_r, 2r} &\leq 0.27125 \log(0.065 \log x_r + 1.056) + 0.41415 \\ &\leq 0.27125 \log((0.065 + 0.0845) \log x_r) + 0.41415 \leq 0.27215 \log \log x_r. \end{aligned}$$

Hence

$$\begin{aligned} R_{x_r, 2r} \log 2r + 0.5 &\leq 0.27215 \log \log x_r \log x_r^{1/3} - 0.27215 \log 12.5 \log 3 + 0.5 \\ &\leq 0.09072 \log \log x_r \log x_r - 0.255. \end{aligned}$$

At the same time,

$$\begin{aligned} F(r) &= e^\gamma \log \log \frac{x_r^{1/3}}{6} + \frac{2.50637}{\log \log r} \leq e^\gamma \log \log x_r - e^\gamma \log 3 + 1.9521 \\ &\leq e^\gamma \log \log x_r \end{aligned} \quad (11.16)$$

for $r \geq 37$, and we also get $F(r) \leq e^\gamma \log \log x_r$ for $r \in [11, 37]$ by the bisection method with 10 iterations. Hence

$$\begin{aligned} (R_{x_r, 2r} \log 2r + 0.5) \sqrt{F(r)} + 2.5 &\leq (0.09072 \log \log x_r \log x_r - 0.255) \sqrt{e^\gamma \log \log x_r} + 2.5 \\ &\leq 0.1211 \log x_r (\log \log x_r)^{3/2} + 2, \end{aligned}$$

and so

$$\frac{(R_{x_r, 2r} \log 2r + 0.5)\sqrt{F(r)} + 2.5}{\sqrt{2r}} \leq (0.21 \log x_r (\log \log x_r)^{3/2} + 3.47)x_r^{-1/6}.$$

Now, by (11.16),

$$\begin{aligned} L_{2r} &\leq e^\gamma \log \log x_r \cdot \left(\frac{13}{4} \log(x_r^{1/3}/3) + 7.82 \right) + 13.66 \log(x_r^{1/3}/3) + 37.55 \\ &\leq e^\gamma \log \log x_r \cdot \left(\frac{13}{12} x_r + 4.25 \right) + 4.56 \log x_r + 22.55. \end{aligned}$$

It is clear that

$$\frac{4.25e^\gamma \log \log x_r + 4.56 \log x_r + 22.55}{x_r^{1/3}/6} < 1234x_r^{-1/3} \log x_r.$$

for $x_r \geq e$: we make the comparison for $x_r = e$ and take the derivative of the ratio of the left side by the right side.

It remains to show that

$$0.21 \log x_r (\log \log x_r)^{3/2} + 3.47 + 3.36 + \frac{13}{2} e^\gamma x_r^{-1/3} \log x_r \log \log x_r \quad (11.17)$$

is less than $0.276(\log x_r)^{3/2}$ for x_r large enough. Since $t \mapsto (\log t)^{3/2}/t^{1/2}$ is decreasing for $t > e^3$, we see that

$$\frac{0.21 \log x_r (\log \log x_r)^{3/2} + 6.83 + \frac{13}{2} e^\gamma x_r^{-1/3} \log x_r \log \log x_r}{0.276(\log x_r)^{3/2}} < 1$$

for all $x_r \geq e^{33}$, simply because it is true for $x = e^{33}$, which is greater than e^3 .

We conclude that $h(x_r) \geq g_{x_r}(r) = g_{x_r}(x_r^{1/3}/6)$ for $x_r \geq e^{33}$. We check that $h(x_r) \geq g_{x_r}(x_r^{1/3}/6)$ for $\log x_r \in [\log 66^3, 33]$ as well by the bisection method (applied with 30 iterations, with $\log x_r$ as the variable, on the intervals $[\log 66^3, 20]$, $[20, 25]$, $[25, 30]$ and $[30, 33]$). Since $r \geq 11$ implies $x_r \geq 66^3$, we are done. \square

Lemma 11.2.2. *Let $R_{x,r}$ be as in (11.12). Then $t \rightarrow R_{e^t, r}(r)$ is convex-up for $t \geq 3 \log 6r$.*

Proof. Since $t \rightarrow e^{-t/6}$ and $t \rightarrow t$ are clearly convex-up, all we have to do is to show that $t \rightarrow R_{e^t, r}$ is convex-up. In general, since

$$(\log f)'' = \left(\frac{f'}{f} \right)' = \frac{f''f - (f')^2}{f^2},$$

a function of the form $(\log f)$ is convex-up exactly when $f''f - (f')^2 \geq 0$. If $f(t) = 1 + a/(t - b)$, we have $f''f - (f')^2 \geq 0$ whenever

$$(t + a - b) \cdot (2a) \geq a^2,$$

i.e., $a^2 + 2at \geq 2ab$, and that certainly happens when $t \geq b$. In our case, $b = 3 \log(2.004r/9)$, and so $t \geq 3 \log 6r$ implies $t \geq b$. \square

Now we come to the point where we prove bounds on exponential sums of the form $S_{\eta_*}(\alpha, x)$ (that is, sums based on the smoothing η_*) based on our bounds (11.11) and (11.14) on the exponential sums $S_{\eta_2}(\alpha, x)$. This is straightforward, as promised.

Proposition 11.2.3. *Let $x \geq Kx_0$, $x_0 = 2.16 \cdot 10^{20}$, $K \geq 1$. Let $S_{\eta}(\alpha, x)$ be as in (10.1). Let $\eta_* = \eta_2 *_{\mathcal{M}} \varphi$, where η_2 is as in (11.10) and $\varphi : [0, \infty) \rightarrow [0, \infty)$ is continuous and in L^1 .*

Let $2\alpha = a/q + \delta/x$, $q \leq Q$, $\gcd(a, q) = 1$, $|\delta/x| \leq 1/qQ$, where $Q = (3/4)x^{2/3}$. If $q \leq (x/K)^{1/3}/6$, then

$$S_{\eta_*}(\alpha, x) \leq g_{x,\varphi} \left(\max \left(1, \frac{|\delta|}{8} \right) q \right) \cdot |\varphi|_1 x, \quad (11.18)$$

where

$$\begin{aligned} g_{x,\varphi}(r) &= \frac{(R_{x,K,\varphi,2r} \log 2r + 0.5) \sqrt{F(r)} + 2.5}{\sqrt{2r}} + \frac{L_{2r}}{r} + 3.36K^{1/6}x^{-1/6}, \\ R_{x,K,\varphi,t} &= R_{x,t} + (R_{x/K,t} - R_{x,t}) \frac{C_{\varphi,2,K}/|\varphi|_1}{\log K} \end{aligned} \quad (11.19)$$

with $R_{x,t}$ and L_t are as in (11.13), and

$$C_{\varphi,2,K} = - \int_{1/K}^1 \varphi(w) \log w \, dw. \quad (11.20)$$

If $q > (x/K)^{1/3}/6$, then

$$|S_{\eta_*}(\alpha, x)| \leq h_{\varphi}(x/K) \cdot |\varphi|_1 x,$$

where

$$\begin{aligned} h_{\varphi}(x) &= h(x) + C_{\varphi,0,K}/|\varphi|_1, \\ C_{\varphi,0,K} &= 1.04488 \int_0^{1/K} |\varphi(w)| dw \end{aligned} \quad (11.21)$$

and $h(x)$ is as in (11.15).

Proof. By (11.9),

$$S_{\eta_*}(\alpha, x) = \int_0^{1/K} S_{\eta_2}(\alpha, wx) \varphi(w) \frac{dw}{w} + \int_{1/K}^{\infty} S_{\eta_2}(\alpha, wx) \varphi(w) \frac{dw}{w}.$$

We bound the first integral by the trivial estimate $|S_{\eta_2}(\alpha, wx)| \leq |S_{\eta_2}(0, wx)|$ and Cor. C.1.3:

$$\begin{aligned} \int_0^{1/K} |S_{\eta_2}(0, wx)| \varphi(w) \frac{dw}{w} &\leq 1.04488 \int_0^{1/K} wx \varphi(w) \frac{dw}{w} \\ &= 1.04488x \cdot \int_0^{1/K} \varphi(w) dw. \end{aligned}$$

If $w \geq 1/K$, then $wx \geq x_0$, and we can use (11.11) or (11.14). If $q > (x/K)^{1/3}/6$, then $|S_{\eta_2}(\alpha, wx)| \leq h(x/K)wx$ by (11.14); moreover, $|S_{\eta_2}(\alpha, y)| \leq h(y)y$ for $x/K \leq y < (6q)^3$ (by (11.14)) and $|S_{\eta_2}(\alpha, y)| \leq g_{y,1}(r)$ for $y \geq (6q)^3$ (by (11.11)). Thus, Lemma 11.2.1 gives us that

$$\begin{aligned} \int_{1/K}^{\infty} |S_{\eta_2}(\alpha, wx)| \varphi(w) \frac{dw}{w} &\leq \int_{1/K}^{\infty} h(x/K)wx \cdot \varphi(w) \frac{dw}{w} \\ &= h(x/K)x \int_{1/K}^{\infty} \varphi(w) dw \leq h(x/K)|\varphi|_1 \cdot x. \end{aligned}$$

If $q \leq (x/K)^{1/3}/6$, we always use (11.11). We can use the coarse bound

$$\int_{1/K}^{\infty} 3.36x^{-1/6} \cdot wx \cdot \varphi(w) \frac{dw}{w} \leq 3.36K^{1/6}|\varphi|_1 x^{5/6}$$

Since L_r does not depend on x ,

$$\int_{1/K}^{\infty} \frac{L_r}{r} \cdot wx \cdot \varphi(w) \frac{dw}{w} \leq \frac{L_r}{r} |\varphi|_1 x.$$

By Lemma 11.2.2 and $q \leq (x/K)^{1/3}/6$, $y \mapsto R_{e^y, t}$ is convex-up and decreasing for $y \in [\log(x/K), \infty)$. Hence

$$R_{wx, t} \leq \begin{cases} \frac{\log w}{\log \frac{1}{K}} R_{x/K, t} + \left(1 - \frac{\log w}{\log \frac{1}{K}}\right) R_{x, t} & \text{if } w < 1, \\ R_{x, t} & \text{if } w \geq 1. \end{cases}$$

Therefore

$$\begin{aligned} &\int_{1/K}^{\infty} R_{wx, t} \cdot wx \cdot \varphi(w) \frac{dw}{w} \\ &\leq \int_{1/K}^1 \left(\frac{\log w}{\log \frac{1}{K}} R_{x/K, t} + \left(1 - \frac{\log w}{\log \frac{1}{K}}\right) R_{x, t} \right) x \varphi(w) dw + \int_1^{\infty} R_{x, t} \varphi(w) x dw \\ &\leq R_{x, t} x \cdot \int_{1/K}^{\infty} \varphi(w) dw + (R_{x/K, t} - R_{x, t}) \frac{x}{\log K} \int_{1/K}^1 \varphi(w) \log w dw \\ &\leq \left(R_{x, t} |\varphi|_1 + (R_{x/K, t} - R_{x, t}) \frac{C_{\varphi, 2}}{\log K} \right) \cdot x, \end{aligned}$$

where

$$C_{\varphi, 2, K} = - \int_{1/K}^1 \varphi(w) \log w dw.$$

□

We finish by proving a couple more lemmas.

Lemma 11.2.4. *Let $x > K > 1$. Let $\eta_* = \eta_2 *_M \varphi$, where η_2 is as in (11.10) and $\varphi : [0, \infty) \rightarrow [0, \infty)$ is continuous and in L^1 . Let $g_{x, \varphi}$ be as in (11.19).*

Then $g_{x, \varphi}(r)$ is a decreasing function of r for $670 \leq r \leq (x/K)^{1/3}/6$.

Proof. Taking derivatives, we can easily see that

$$r \mapsto \frac{\log \log r}{r}, \quad r \mapsto \frac{\log r}{r}, \quad r \mapsto \frac{\log r \log \log r}{r}, \quad r \mapsto \frac{(\log r)^2 \log \log r}{r} \quad (11.22)$$

are decreasing for $r \geq 20$. The same is true if $\log \log r$ is replaced by $F(r)$, since $F(r)/\log \log r$ is a decreasing function for $r \geq e$. Since $(C_{\varphi,2,K}/|\varphi|_1)/\log K \leq 1$ (by (11.20)), we see that it is enough to prove that $r \mapsto R_{y,2r} \log 2r \sqrt{\log \log r}/\sqrt{2r}$ is decreasing on r for $y = x$ and $y = x/K$ (under the assumption that $r \geq 670$).

Looking at (11.13) and at (11.22), we see that it remains only to check that

$$r \mapsto \log \left(1 + \frac{\log 8r}{2 \log \frac{9y^{1/3}}{4.008r}} \right) \log 2r \cdot \sqrt{\frac{\log \log r}{r}} \quad (11.23)$$

is decreasing on r for $r \geq 670$. Taking logarithms, and then derivatives, we see that we have to show that

$$\frac{\frac{\frac{1}{r} \ell + \frac{\log 8r}{2\ell^2}}{2\ell^2}}{\left(1 + \frac{\log 8r}{2\ell}\right) \log \left(1 + \frac{\log 8r}{2\ell}\right)} + \frac{1}{r \log 2r} + \frac{1}{2r \log r \log \log r} < \frac{1}{2r},$$

where $\ell = \log \frac{9y^{1/3}}{4.008r}$. We multiply by $2r$, and see that this is equivalent to

$$\frac{\frac{1}{\ell} \left(2 - \frac{1}{1 + \frac{\log 8r}{2\ell}} \right)}{\log \left(1 + \frac{\log 8r}{2\ell} \right)} + \frac{2}{\log 2r} + \frac{1}{\log r \log \log r} < 1. \quad (11.24)$$

A derivative test is enough to show that $s/\log(1+s)$ is an increasing function of s for $s > 0$; hence, so is $s \cdot (2 - 1/(1+s))/\log(1+s)$. Setting $s = (\log 8r)/\ell$, we obtain that the left side of (11.24) is a decreasing function of ℓ for $r \geq 1$ fixed.

Since $r \leq y^{1/3}/6$, $\ell \geq \log 54/4.008 > 2.6$. Thus, for (11.24) to hold, it is enough to ensure that

$$\frac{\frac{1}{2.6} \left(2 - \frac{1}{1 + \frac{\log 8r}{5.2}} \right)}{\log \left(1 + \frac{\log 8r}{5.2} \right)} + \frac{2}{\log 2r} + \frac{1}{\log r \log \log r} < 1. \quad (11.25)$$

A derivative test shows that $(2 - 1/s)/\log(1+s)$ is a decreasing function of s for $s \geq 1.23$; since $\log(8 \cdot 75)/5.2 > 1.23$, this implies that the left side of (11.25) is a decreasing function of r for $r \geq 75$.

We check that the left side of (11.25) is indeed less than 1 for $r = 670$; we conclude that it is less than 1 for all $r \geq 670$. □

Lemma 11.2.5. *Let $x \geq 10^{25}$. Let $\phi : [0, \infty) \rightarrow [0, \infty)$ be continuous and in L^1 . Let $g_{x,\phi}(r)$ and $h(x)$ be as in (11.19) and (11.15), respectively. Then*

$$g_{x,\phi} \left(\frac{3}{8} x^{4/15} \right) \geq h(2x/\log x).$$

Proof. We can bound $g_{x,\phi}(r)$ from below by

$$gm_x(r) = \frac{(R_{x,r} \log 2r + 0.5)\sqrt{F(r)} + 2.5}{\sqrt{2r}}.$$

Let $r = (3/8)x^{4/15}$. Using the assumption that $x \geq 10^{25}$, we see that

$$R_{x,r} = 0.27125 \log \left(1 + \frac{\log \left(\frac{3x^{4/15}}{2} \right)}{2 \log \left(\frac{9}{2.004 \cdot \frac{3}{8}} \cdot x^{\frac{1}{3} - 4/15} \right)} \right) + 0.41415 \geq 0.63368. \quad (11.26)$$

(It is easy to see that the left side of (11.26) is increasing on x .) Using $x \geq 10^{25}$ again, we get that

$$F(r) = e^\gamma \log \log r + \frac{2.50637}{\log \log r} \geq 5.68721.$$

Since $\log 2r = (4/15) \log x + \log(3/4)$, we conclude that

$$gm_x(r) \geq \frac{0.40298 \log x + 3.25765}{\sqrt{3/4} \cdot x^{2/15}}.$$

Recall that

$$h(x) = \frac{0.276(\log x)^{3/2}}{x^{1/6}} + \frac{1234 \log x}{x^{1/3}}.$$

We can see that

$$x \mapsto \frac{(\log x + 3.3)/x^{2/15}}{(\log(2x/\log x))^{3/2}/(2x/\log x)^{1/6}} \quad (11.27)$$

is increasing for $x \geq 10^{25}$ (and indeed for $x \geq e^{27}$) by taking the logarithm of the right side of (11.27) and then taking its derivative with respect to $t = \log x$. We can see in the same way that $(1/x^{2/15})/(\log(2x/\log x)/(2x/\log x)^{1/3})$ is increasing for $x \geq e^{22}$. Since

$$\begin{aligned} \frac{0.40298(\log x + 3.3)}{\sqrt{3/4} \cdot x^{2/15}} &\geq \frac{0.276(\log(2x/\log x))^{3/2}}{(2x/\log x)^{1/6}}, \\ \frac{3.25765 - 3.3 \cdot 0.40298}{\sqrt{3/4} \cdot x^{2/15}} &\geq \frac{1234 \log(2x/\log(x))}{(2x/\log(x))^{1/3}} \end{aligned}$$

for $x = 10^{25}$, we are done. □

Chapter 12

The ℓ_2 norm and the large sieve

Our aim here is to give a bound on the ℓ_2 norm of an exponential sum over the minor arcs. While we care about an exponential sum in particular, we will prove a result valid for all exponential sums $S(\alpha, x) = \sum_n a_n e(\alpha n)$ with a_n of prime support.

We start by adapting ideas from Ramaré’s version of the large sieve for primes to estimate ℓ_2 norms over parts of the circle (§12.1). We are left with the task of giving an explicit bound on the factor in Ramaré’s work; this we do in §12.2. As a side effect, this finally gives a fully explicit large sieve for primes that is asymptotically optimal, meaning a sieve that does not have a spurious factor of e^γ in front; this was an arguably important gap in the literature.

12.1 Variations on the large sieve for primes

We are trying to estimate an integral $\int_{\mathbb{R}/\mathbb{Z}} |S(\alpha)|^3 d\alpha$. Instead of bounding it trivially by $|S|_\infty |S|_2^2$, we can use the fact that large (“major”) values of $S(\alpha)$ have to be multiplied only by $\int_{\mathfrak{M}} |S(\alpha)|^2 d\alpha$, where \mathfrak{M} is a union (small in measure) of major arcs. Now, can we give an upper bound for $\int_{\mathfrak{M}} |S(\alpha)|^2 d\alpha$ better than $|S|_2^2 = \int_{\mathbb{R}/\mathbb{Z}} |S(\alpha)|^2 d\alpha$?

The first version of [Helb] gave an estimate on that integral using a technique due to Heath-Brown, which in turn rests on an inequality of Montgomery’s ([Mon71, (3.9)]; see also, e.g., [IK04, Lem. 7.15]). The technique was communicated by Heath-Brown to the present author, who communicated it to Tao, who used it in his own notable work on sums of five primes (see [Tao14, Lem. 4.6] and adjoining comments). We will be able to do better than that estimate here.

The role played by Montgomery’s inequality in Heath-Brown’s method is played here by a result of Ramaré’s ([Ram09, Thm. 2.1]; see also [Ram09, Thm. 5.2]). The following proposition is based on Ramaré’s result, or rather on one possible proof of it. Instead of using the result as stated in [Ram09], we will actually be using elements of the proof of [Bom74, Thm. 7A], credited to Selberg. Simply integrating Ramaré’s inequality would give a non-trivial if slightly worse bound.

Proposition 12.1.1. *Let $\{a_n\}_{n=1}^\infty$, $a_n \in \mathbb{C}$, be supported on the primes. Assume that $\{a_n\}$ is in $\ell_1 \cap \ell_2$ and that $a_n = 0$ for $n \leq \sqrt{x}$. Let $Q_0 \geq 1$, $\delta_0 \geq 1$ be such that $\delta_0 Q_0^2 \leq x/2$; set $Q = \sqrt{x/2\delta_0} \geq Q_0$. Let*

$$\mathfrak{M} = \bigcup_{q \leq Q_0} \bigcup_{\substack{a \bmod q \\ (a,q)=1}} \left(\frac{a}{q} - \frac{\delta_0 r}{qx}, \frac{a}{q} + \frac{\delta_0 r}{qx} \right). \quad (12.1)$$

Let $S(\alpha) = \sum_n a_n e(\alpha n)$ for $\alpha \in \mathbb{R}/\mathbb{Z}$. Then

$$\int_{\mathfrak{M}} |S(\alpha)|^2 d\alpha \leq \left(\max_{q \leq Q_0} \max_{s \leq Q_0/q} \frac{G_q(Q_0/sq)}{G_q(Q/sq)} \right) \sum_n |a_n|^2,$$

where

$$G_q(R) = \sum_{\substack{r \leq R \\ (r,q)=1}} \frac{\mu^2(r)}{\phi(r)}. \quad (12.2)$$

Proof. By (12.1),

$$\int_{\mathfrak{M}} |S(\alpha)|^2 d\alpha = \sum_{q \leq Q_0} \int_{-\frac{\delta_0 Q_0}{qx}}^{\frac{\delta_0 Q_0}{qx}} \sum_{\substack{a \bmod q \\ (a,q)=1}} \left| S\left(\frac{a}{q} + \alpha\right) \right|^2 d\alpha. \quad (12.3)$$

Thanks to the last equations of [Bom74, p. 24] and [Bom74, p. 25],

$$\sum_{\substack{a \bmod q \\ (a,q)=1}} \left| S\left(\frac{a}{q}\right) \right|^2 = \frac{1}{\phi(q)} \sum_{\substack{q^* | q \\ (q^*, q/q^*)=1 \\ \mu^2(q/q^*)=1}} q^* \cdot \sum_{\chi \bmod q^*}^* \left| \sum_n a_n \chi(n) \right|^2$$

for every $q \leq \sqrt{x}$, where we use the assumption that n is prime and $> \sqrt{x}$ (and thus coprime to q) when $a_n \neq 0$. Hence

$$\begin{aligned} \int_{\mathfrak{M}} |S(\alpha)|^2 d\alpha &= \sum_{q \leq Q_0} \sum_{\substack{q^* | q \\ (q^*, q/q^*)=1 \\ \mu^2(q/q^*)=1}} q^* \int_{-\frac{\delta_0 Q_0}{qx}}^{\frac{\delta_0 Q_0}{qx}} \frac{1}{\phi(q)} \left| \sum_n a_n e(\alpha n) \chi(n) \right|^2 d\alpha \\ &= \sum_{q^* \leq Q_0} \frac{q^*}{\phi(q^*)} \sum_{\substack{r \leq Q_0/q^* \\ (r,q^*)=1}} \frac{\mu^2(r)}{\phi(r)} \int_{-\frac{\delta_0 Q_0}{q^* r x}}^{\frac{\delta_0 Q_0}{q^* r x}} \sum_{\chi \bmod q^*}^* \left| \sum_n a_n e(\alpha n) \chi(n) \right|^2 d\alpha \\ &= \sum_{q^* \leq Q_0} \frac{q^*}{\phi(q^*)} \int_{-\frac{\delta_0 Q_0}{q^* x}}^{\frac{\delta_0 Q_0}{q^* x}} \sum_{\substack{r \leq \frac{Q_0}{q^*} \min(1, \frac{\delta_0}{|\alpha| x}) \\ (r,q^*)=1}} \frac{\mu^2(r)}{\phi(r)} \sum_{\chi \bmod q^*}^* \left| \sum_n a_n e(\alpha n) \chi(n) \right|^2 d\alpha \end{aligned}$$

Here $|\alpha| \leq \delta_0 Q_0 / q^* x$ implies $(Q_0 / q) \delta_0 / |\alpha| x \geq 1$. Therefore,

$$\int_{\mathfrak{M}} |S(\alpha)|^2 d\alpha \leq \left(\max_{q^* \leq Q_0} \max_{s \leq Q_0 / q^*} \frac{G_{q^*}(Q_0 / s q^*)}{G_{q^*}(Q / s q^*)} \right) \cdot \Sigma, \quad (12.4)$$

where

$$\begin{aligned} \Sigma &= \sum_{q^* \leq Q_0} \frac{q^*}{\phi(q^*)} \int_{-\frac{\delta_0 Q_0}{q^* x}}^{\frac{\delta_0 Q_0}{q^* x}} \sum_{\substack{r \leq \frac{Q}{q^*} \\ (r, q^*)=1}} \min\left(1, \frac{\delta_0}{|\alpha| x}\right) \frac{\mu^2(r)}{\phi(r)} \sum_{\chi \bmod q^*}^* \left| \sum_n a_n e(\alpha n) \chi(n) \right|^2 d\alpha \\ &\leq \sum_{q \leq Q} \frac{q}{\phi(q)} \sum_{\substack{r \leq Q/q \\ (r, q)=1}} \frac{\mu^2(r)}{\phi(r)} \int_{-\frac{\delta_0 Q}{qr x}}^{\frac{\delta_0 Q}{qr x}} \sum_{\chi \bmod q}^* \left| \sum_n a_n e(\alpha n) \chi(n) \right|^2 d\alpha. \end{aligned}$$

As stated in the proof of [Bom74, Thm. 7A],

$$\bar{\chi}(r) \chi(n) \tau(\bar{\chi}) c_r(n) = \sum_{\substack{b=1 \\ (b, qr)=1}}^{qr} \bar{\chi}(b) e^{2\pi i n \frac{b}{qr}}$$

for χ primitive of modulus q . Here $c_r(n)$ stands for the Ramanujan sum

$$c_r(n) = \sum_{\substack{u \bmod r \\ (u, r)=1}} e^{2\pi i n u / r}.$$

For n coprime to r , $c_r(n) = \mu(r)$. Since χ is primitive, $|\tau(\bar{\chi})| = \sqrt{q}$. Hence, for $r \leq \sqrt{x}$ coprime to q ,

$$q \left| \sum_n a_n e(\alpha n) \chi(n) \right|^2 = \left| \sum_{\substack{b=1 \\ (b, qr)=1}}^{qr} \bar{\chi}(b) S\left(\frac{b}{qr} + \alpha\right) \right|^2.$$

Thus,

$$\begin{aligned} \Sigma &= \sum_{q \leq Q} \sum_{\substack{r \leq Q/q \\ (r, q)=1}} \frac{\mu^2(r)}{\phi(rq)} \int_{-\frac{\delta_0 Q}{qr x}}^{\frac{\delta_0 Q}{qr x}} \sum_{\chi \bmod q}^* \left| \sum_{\substack{b=1 \\ (b, qr)=1}}^{qr} \bar{\chi}(b) S\left(\frac{b}{qr} + \alpha\right) \right|^2 d\alpha \\ &\leq \sum_{q \leq Q} \frac{1}{\phi(q)} \int_{-\frac{\delta_0 Q}{qx}}^{\frac{\delta_0 Q}{qx}} \sum_{\chi \bmod q} \left| \sum_{\substack{b=1 \\ (b, q)=1}}^q \bar{\chi}(b) S\left(\frac{b}{q} + \alpha\right) \right|^2 d\alpha \\ &= \sum_{q \leq Q} \int_{-\frac{\delta_0 Q}{qx}}^{\frac{\delta_0 Q}{qx}} \sum_{\substack{b=1 \\ (b, q)=1}}^q \left| S\left(\frac{b}{q} + \alpha\right) \right|^2 d\alpha. \end{aligned}$$

Let us now check that the intervals $(b/q - \delta_0 Q/qx, b/q + \delta_0 Q/qx)$ do not overlap. Since $Q = \sqrt{x/2\delta_0}$, we see that $\delta_0 Q/qx = 1/2qQ$. The difference between two distinct fractions $b/q, b'/q'$ is at least $1/qq'$. For $q, q' \leq Q$, $1/qq' \geq 1/2qQ + 1/2Qq'$. Hence the intervals around b/q and b'/q' do not overlap. We conclude that

$$\Sigma \leq \int_{\mathbb{R}/\mathbb{Z}} |S(\alpha)|^2 = \sum_n |a_n|^2,$$

and so, by (12.4), we are done. \square

We will actually use Prop. 12.1.1 in the slightly modified form given by the following statement.

Proposition 12.1.2. *Let $\{a_n\}_{n=1}^\infty$, $a_n \in \mathbb{C}$, be supported on the primes. Assume that $\{a_n\}$ is in $\ell_1 \cap \ell_2$ and that $a_n = 0$ for $n \leq \sqrt{x}$. Let $Q_0 \geq 1$, $\delta_0 \geq 1$ be such that $\delta_0 Q_0^2 \leq x/2$; set $Q = \sqrt{x/2\delta_0} \geq Q_0$. Let $\mathfrak{M} = \mathfrak{M}_{\delta_0, Q_0}$ be as in (10.5).*

Let $S(\alpha) = \sum_n a_n e(\alpha n)$ for $\alpha \in \mathbb{R}/\mathbb{Z}$. Then

$$\int_{\mathfrak{M}_{\delta_0, Q_0}} |S(\alpha)|^2 d\alpha \leq \left(\max_{\substack{q \leq 2Q_0 \\ q \text{ even}}} \max_{s \leq 2Q_0/q} \frac{G_q(2Q_0/sq)}{G_q(2Q/sq)} \right) \sum_n |a_n|^2,$$

where

$$G_q(R) = \sum_{\substack{r \leq R \\ (r, q)=1}} \frac{\mu^2(r)}{\phi(r)}. \quad (12.5)$$

Proof. By (10.5),

$$\begin{aligned} \int_{\mathfrak{M}} |S(\alpha)|^2 d\alpha &= \sum_{\substack{q \leq Q_0 \\ q \text{ odd}}} \int_{-\frac{\delta_0 Q_0}{2qx}}^{\frac{\delta_0 Q_0}{2qx}} \sum_{\substack{a \bmod q \\ (a, q)=1}} \left| S\left(\frac{a}{q} + \alpha\right) \right|^2 d\alpha \\ &\quad + \sum_{\substack{q \leq Q_0 \\ q \text{ even}}} \int_{-\frac{\delta_0 Q_0}{qx}}^{\frac{\delta_0 Q_0}{qx}} \sum_{\substack{a \bmod q \\ (a, q)=1}} \left| S\left(\frac{a}{q} + \alpha\right) \right|^2 d\alpha. \end{aligned}$$

We proceed as in the proof of Prop. 12.1.1. We still have (12.3). Hence $\int_{\mathfrak{M}} |S(\alpha)|^2 d\alpha$ equals

$$\begin{aligned} &\sum_{\substack{q^* \leq Q_0 \\ q^* \text{ odd}}} \frac{q^*}{\phi(q^*)} \int_{-\frac{\delta_0 Q_0}{2q^*x}}^{\frac{\delta_0 Q_0}{2q^*x}} \sum_{\substack{r \leq \frac{Q_0}{q^*} \\ (r, 2q^*)=1}} \min\left(1, \frac{\delta_0}{2|\alpha|x}\right) \frac{\mu^2(r)}{\phi(r)} \sum_{\chi \bmod q^*}^* \left| \sum_n a_n e(\alpha n) \chi(n) \right|^2 d\alpha \\ &+ \sum_{\substack{q^* \leq 2Q_0 \\ q^* \text{ even}}} \frac{q^*}{\phi(q^*)} \int_{-\frac{\delta_0 Q_0}{q^*x}}^{\frac{\delta_0 Q_0}{q^*x}} \sum_{\substack{r \leq \frac{2Q_0}{q^*} \\ (r, q^*)=1}} \min\left(1, \frac{\delta_0}{2|\alpha|x}\right) \frac{\mu^2(r)}{\phi(r)} \sum_{\chi \bmod q^*}^* \left| \sum_n a_n e(\alpha n) \chi(n) \right|^2 d\alpha. \end{aligned}$$

(The sum with q odd and r even is equal to the first sum; hence the factor of 2 in front.)
Therefore,

$$\begin{aligned} \int_{\mathfrak{M}} |S(\alpha)|^2 d\alpha &\leq \left(\max_{\substack{q^* \leq Q_0 \\ q^* \text{ odd}}} \max_{s \leq Q_0/q^*} \frac{G_{2q^*}(Q_0/sq^*)}{G_{2q^*}(Q/sq^*)} \right) \cdot 2\Sigma_1 \\ &\quad + \left(\max_{\substack{q^* \leq 2Q_0 \\ q^* \text{ even}}} \max_{s \leq 2Q_0/q^*} \frac{G_{q^*}(2Q_0/sq^*)}{G_{q^*}(2Q/sq^*)} \right) \cdot \Sigma_2, \end{aligned} \quad (12.6)$$

where

$$\begin{aligned} \Sigma_1 &= \sum_{\substack{q \leq Q \\ q \text{ odd}}} \frac{q}{\phi(q)} \sum_{\substack{r \leq Q/q \\ (r, 2q)=1}} \frac{\mu^2(r)}{\phi(r)} \int_{-\frac{\delta_0 Q}{2qr x}}^{\frac{\delta_0 Q}{2qr x}} \sum_{\chi \bmod q}^* \left| \sum_n a_n e(\alpha n) \chi(n) \right|^2 d\alpha \\ &= \sum_{\substack{q \leq Q \\ q \text{ odd}}} \frac{q}{\phi(q)} \sum_{\substack{r \leq 2Q/q \\ (r, q)=1 \\ r \text{ even}}} \frac{\mu^2(r)}{\phi(r)} \int_{-\frac{\delta_0 Q}{qr x}}^{\frac{\delta_0 Q}{qr x}} \sum_{\chi \bmod q}^* \left| \sum_n a_n e(\alpha n) \chi(n) \right|^2 d\alpha. \\ \Sigma_2 &= \sum_{\substack{q \leq 2Q \\ q \text{ even}}} \frac{q}{\phi(q)} \sum_{\substack{r \leq 2Q/q \\ (r, q)=1}} \frac{\mu^2(r)}{\phi(r)} \int_{-\frac{\delta_0 Q}{qr x}}^{\frac{\delta_0 Q}{qr x}} \sum_{\chi \bmod q}^* \left| \sum_n a_n e(\alpha n) \chi(n) \right|^2 d\alpha. \end{aligned}$$

The two expressions within parentheses in (12.6) are actually equal.

Much as before, using [Bom74, Thm. 7A], we obtain that

$$\begin{aligned} \Sigma_1 &\leq \sum_{\substack{q \leq Q \\ q \text{ odd}}} \frac{1}{\phi(q)} \int_{-\frac{\delta_0 Q}{2qx}}^{\frac{\delta_0 Q}{2qx}} \sum_{\substack{b=1 \\ (b, q)=1}}^q \left| S\left(\frac{b}{q} + \alpha\right) \right|^2 d\alpha, \\ \Sigma_1 + \Sigma_2 &\leq \sum_{\substack{q \leq 2Q \\ q \text{ even}}} \frac{1}{\phi(q)} \int_{-\frac{\delta_0 Q}{qx}}^{\frac{\delta_0 Q}{qx}} \sum_{\substack{b=1 \\ (b, q)=1}}^q \left| S\left(\frac{b}{q} + \alpha\right) \right|^2 d\alpha. \end{aligned}$$

Let us now check that the intervals of integration $(b/q - \delta_0 Q/2qx, b/q + \delta_0 Q/2qx)$ (for q odd), $(b/q - \delta_0 Q/qx, b/q + \delta_0 Q/qx)$ (for q even) do not overlap. Recall that $\delta_0 Q/qx = 1/2qQ$. The absolute value of the difference between two distinct fractions $b/q, b'/q'$ is at least $1/qq'$. For $q, q' \leq Q$ odd, this is larger than $1/4qQ + 1/4Qq'$, and so the intervals do not overlap. For $q \leq Q$ odd and $q' \leq 2Q$ even (or vice versa), $1/qq' \geq 1/4qQ + 1/2Qq'$, and so, again the intervals do not overlap. If $q \leq Q$ and $q' \leq Q$ are both even, then $|b/q - b'/q'|$ is actually $\geq 2/qq'$. Clearly, $2/qq' \geq 1/2qQ + 1/2Qq'$, and so again there is no overlap. We conclude that

$$2\Sigma_1 + \Sigma_2 \leq \int_{\mathbb{R}/\mathbb{Z}} |S(\alpha)|^2 d\alpha = \sum_n |a_n|^2.$$

□

12.2 Bounding the quotient in the large sieve for primes

The estimate given by Proposition 12.1.1 involves the quotient

$$\max_{q \leq Q_0} \max_{s \leq Q_0/q} \frac{G_q(Q_0/sq)}{G_q(Q/sq)}, \quad (12.7)$$

where G_q is as in (12.2). The appearance of such a quotient (at least for $s = 1$) is typical of Ramaré's version of the large sieve for primes; see, e.g., [Ram09]. We will see how to bound such a quotient in a way that is essentially optimal, not just asymptotically, but also in the ranges that are most relevant to us. (This includes, for example, $Q_0 \sim 10^6$, $Q \sim 10^{15}$.)

As the present work shows, an approach based on Ramaré's work gives bounds that are, in some contexts, better than those of other large sieves for primes by a constant factor (approaching $e^\gamma = 1.78107 \dots$). Thus, giving a fully explicit and nearly optimal bound for (12.7) is a task of clear general relevance, besides being needed for our main goal.

We will obtain bounds for $G_q(Q_0/sq)/G_q(Q/sq)$ when $Q_0 \leq 2 \cdot 10^{10}$, $Q \geq Q_0^2$. As we shall see, our bounds will be best when $s = q = 1$ – or, sometimes, when $s = 1$ and $q = 2$ instead.

Write $G(R)$ for $G_1(R) = \sum_{r \leq R} \mu^2(r)/\phi(r)$. We will need several estimates for $G_q(R)$ and $G(R)$. As stated in [Ram95, Lemma 3.4],

$$G(R) \leq \log R + 1.4709 \quad (12.8)$$

for $R \geq 1$. By [MV73, Lem. 7],

$$G(R) \geq \log R + 1.07 \quad (12.9)$$

for $R \geq 6$. There is also the trivial bound

$$\begin{aligned} G(R) &= \sum_{r \leq R} \frac{\mu^2(r)}{\phi(r)} = \sum_{r \leq R} \frac{\mu^2(r)}{r} \prod_{p|r} \left(1 - \frac{1}{p}\right)^{-1} \\ &= \sum_{r \leq R} \frac{\mu^2(r)}{r} \prod_{p|r} \sum_{j \geq 1} \frac{1}{p^j} \geq \sum_{r \leq R} \frac{1}{r} > \log R. \end{aligned} \quad (12.10)$$

The following bound, also well-known and easy,

$$G(R) \leq \frac{q}{\phi(q)} G_q(R) \leq G(Rq), \quad (12.11)$$

can be obtained by multiplying $G_q(R) = \sum_{r \leq R: (r,q)=1} \mu^2(r)/\phi(r)$ term-by-term by $q/\phi(q) = \prod_{p|q} (1 + 1/\phi(p))$.

We will also use Ramaré's estimate from [Ram95, Lem. 3.4]:

$$G_d(R) = \frac{\phi(d)}{d} \left(\log R + c_E + \sum_{p|d} \frac{\log p}{p} \right) + O^* \left(7.284 R^{-1/3} f_1(d) \right) \quad (12.12)$$

for all $d \in \mathbb{Z}^+$ and all $R \geq 1$, where

$$f_1(d) = \prod_{p|d} (1 + p^{-2/3}) \left(1 + \frac{p^{1/3} + p^{2/3}}{p(p-1)} \right)^{-1} \quad (12.13)$$

and

$$c_E = \gamma + \sum_{p \geq 2} \frac{\log p}{p(p-1)} = 1.3325822 \dots \quad (12.14)$$

by [RS62, (2.11)].

If $R \geq 182$, then

$$\log R + 1.312 \leq G(R) \leq \log R + 1.354, \quad (12.15)$$

where the upper bound is valid for $R \geq 120$. This is true by (12.12) for $R \geq 4 \cdot 10^7$; we check (12.15) for $120 \leq R \leq 4 \cdot 10^7$ by a numerical computation.¹ Similarly, for $R \geq 200$,

$$\frac{\log R + 1.661}{2} \leq G_2(R) \leq \frac{\log R + 1.698}{2} \quad (12.16)$$

by (12.12) for $R \geq 1.6 \cdot 10^8$, and by a numerical computation for $200 \leq R \leq 1.6 \cdot 10^8$.

Write $\rho = (\log Q_0)/(\log Q) \leq 1$. We obtain immediately from (12.15) and (12.16) that

$$\begin{aligned} \frac{G(Q_0)}{G(Q)} &\leq \frac{\log Q_0 + 1.354}{\log Q + 1.312} \\ \frac{G_2(Q_0)}{G_2(Q)} &\leq \frac{\log Q_0 + 1.698}{\log Q + 1.661} \end{aligned} \quad (12.17)$$

for $Q, Q_0 \geq 200$. What is hard is to approximate $G_q(Q_0)/G_q(Q)$ for q large and Q_0 small.

Let us start by giving an easy bound, off from the truth by a factor of about e^γ . (Specialists will recognize this as a factor that appears often in first attempts at estimates based on either large or small sieves.) First, we need a simple explicit lemma.

Lemma 12.2.1. *Let $m \geq 1$, $q \geq 1$. Then*

$$\prod_{p|q \vee p \leq m} \frac{p}{p-1} \leq e^\gamma (\log(m + \log q) + 0.65771). \quad (12.18)$$

Proof. Let $\mathcal{P} = \prod_{p \leq m \vee p|q} p$. Then, by [RS75, (5.1)],

$$\mathcal{P} \leq q \prod_{p \leq m} p = q e^{\sum_{p \leq m} \log p} \leq q e^{(1+\epsilon_0)m},$$

where $\epsilon_0 = 0.001102$. Now, by [RS62, (3.42)],

$$\frac{n}{\phi(n)} \leq e^\gamma \log \log n + \frac{2.50637}{\log \log n} \leq e^\gamma \log \log x + \frac{2.50637}{\log \log x}$$

¹Using D. Platt's implementation [Pla11] of double-precision interval arithmetic based on Lambov's [Lam08] ideas.

for all $x \geq n \geq 27$ (since, given $a, b > 0$, the function $t \mapsto a + b/t$ is increasing on t for $t \geq \sqrt{b/a}$). Hence, if $qe^m \geq 27$,

$$\begin{aligned} \frac{\mathcal{P}}{\phi(\mathcal{P})} &\leq e^\gamma \log((1 + \epsilon_0)m + \log q) + \frac{2.50637}{\log(m + \log q)} \\ &\leq e^\gamma \left(\log(m + \log q) + \epsilon_0 + \frac{2.50637/e^\gamma}{\log(m + \log q)} \right). \end{aligned}$$

Thus (12.18) holds when $m + \log q \geq 8.53$, since then $\epsilon_0 + (2.50637/e^\gamma)/\log(m + \log q) \leq 0.65771$. We verify all choices of $m, q \geq 1$ with $m + \log q \leq 8.53$ computationally; the worst case is that of $m = 1, q = 6$, which give the value 0.65771 in (12.18). \square

Here is the promised easy bound.

Lemma 12.2.2. *Let $Q_0 \geq 1$, $Q \geq 182Q_0$. Let $q \leq Q_0$, $s \leq Q_0/q$, q an integer. Then*

$$\frac{G_q(Q_0/sq)}{G_q(Q/sq)} \leq \frac{e^\gamma \log\left(\frac{Q_0}{sq} + \log q\right) + 1.172}{\log \frac{Q}{Q_0} + 1.312} \leq \frac{e^\gamma \log Q_0 + 1.172}{\log \frac{Q}{Q_0} + 1.312}.$$

Proof. Let $\mathcal{P} = \prod_{p \leq Q_0/sq \vee p|q} p$. Then

$$G_q(Q_0/sq)G_{\mathcal{P}}(Q/Q_0) \leq G_q(Q/sq)$$

and so

$$\frac{G_q(Q_0/sq)}{G_q(Q/sq)} \leq \frac{1}{G_{\mathcal{P}}(Q/Q_0)}. \quad (12.19)$$

Now the lower bound in (12.11) gives us that, for $d = \mathcal{P}$, $R = Q/Q_0$,

$$G_{\mathcal{P}}(Q/Q_0) \geq \frac{\phi(\mathcal{P})}{\mathcal{P}} G(Q/Q_0).$$

By Lem. 12.2.1,

$$\frac{\mathcal{P}}{\phi(\mathcal{P})} \leq e^\gamma \left(\log \left(\frac{Q_0}{sq} + \log q \right) + 0.658 \right).$$

Hence, using (12.15), we get that

$$\frac{G_q(Q_0/sq)}{G_q(Q/sq)} \leq \frac{\mathcal{P}/\phi(\mathcal{P})}{G(Q/Q_0)} \leq \frac{e^\gamma \log \left(\frac{Q_0}{sq} + \log q \right) + 1.172}{\log \frac{Q}{Q_0} + 1.312}, \quad (12.20)$$

since $Q/Q_0 \geq 184$. Since

$$\left(\frac{Q_0}{sq} + \log q \right)' = -\frac{Q_0}{sq^2} + \frac{1}{q} = \frac{1}{q} \left(1 - \frac{Q_0}{sq} \right) \leq 0,$$

the rightmost expression of (12.20) is maximal for $q = 1$. \square

Lemma 12.2.2 will play a crucial role in reducing to a finite computation the problem of bounding $G_q(Q_0/sq)/G_q(Q/sq)$. As we will now see, we can use Lemma 12.2.2 to obtain a bound that is useful when sq is large compared to Q_0 – precisely the case in which asymptotic estimates such as (12.12) are relatively weak.

Lemma 12.2.3. *Let $Q_0 \geq 1$, $Q \geq 200Q_0$. Let $q \leq Q_0$, $s \leq Q_0/q$. Let $\rho = (\log Q_0)/\log Q \leq 2/3$. Then, for any $\sigma \geq 1.312\rho$,*

$$\frac{G_q(Q_0/sq)}{G_q(Q/sq)} \leq \frac{\log Q_0 + \sigma}{\log Q + 1.312} \quad (12.21)$$

holds provided that

$$\frac{Q_0}{sq} \leq c(\sigma) \cdot Q_0^{(1-\rho)e^{-\gamma}} - \log q,$$

where $c(\sigma) = \exp(\exp(-\gamma) \cdot (\sigma - \sigma^2/5.248 - 1.172))$.

Proof. By Lemma 12.2.2, we see that (12.21) will hold provided that

$$e^\gamma \log \left(\frac{Q_0}{sq} + \log q \right) + 1.172 \leq \frac{\log \frac{Q}{Q_0} + 1.312}{\log Q + 1.312} \cdot (\log Q_0 + \sigma). \quad (12.22)$$

The expression on the right of (12.22) equals

$$\begin{aligned} & \log Q_0 + \sigma - \frac{(\log Q_0 + \sigma) \log Q_0}{\log Q + 1.312} \\ &= (1 - \rho)(\log Q_0 + \sigma) + \frac{1.312\rho(\log Q_0 + \sigma)}{\log Q + 1.312} \\ &\geq (1 - \rho)(\log Q_0 + \sigma) + 1.312\rho^2 \end{aligned}$$

and so (12.22) will hold provided that

$$e^\gamma \log \left(\frac{Q_0}{sq} + \log q \right) + 1.172 \leq (1 - \rho)(\log Q_0) + (1 - \rho)\sigma + 1.312\rho^2.$$

Taking derivatives, we see that

$$\begin{aligned} (1 - \rho)\sigma + 1.312\rho^2 - 1.172 &\geq \left(1 - \frac{\sigma}{2.624}\right)\sigma + 1.312\left(\frac{\sigma}{2.624}\right)^2 - 1.172 \\ &= \sigma - \frac{\sigma^2}{4 \cdot 1.312} - 1.172. \end{aligned}$$

Hence it is enough that

$$\frac{Q_0}{sq} + \log q \leq e^{e^{-\gamma} \left((1-\rho) \log Q_0 + \sigma - \frac{\sigma^2}{4 \cdot 1.312} - 1.172 \right)} = c(\sigma) \cdot Q_0^{(1-\rho)e^{-\gamma}},$$

where $c(\sigma) = \exp(\exp(-\gamma) \cdot (\sigma - \sigma^2/5.248 - 1.172))$. □

We now pass to the main result of the section.

Proposition 12.2.4. *Let $Q \geq 20000Q_0$, $Q_0 \geq Q_{0,\min}$, where $Q_{0,\min} = 10^5$. Let $\rho = (\log Q_0)/\log Q$. Assume $\rho \leq 0.6$. Then, for every $1 \leq q \leq Q_0$ and every $s \in [1, Q_0/q]$,*

$$\frac{G_q(Q_0/sq)}{G_q(Q/sq)} \leq \frac{\log Q_0 + c_+}{\log Q + c_E}, \quad (12.23)$$

where c_E is as in (12.14) and $c_+ = 1.36$.

An ideal result would have c_+ instead of c_E , but this is not actually possible: error terms do exist, even if they are in reality smaller than the bound given in (12.12); this means that a bound such as (12.23) with c_+ instead of c_E would be false for $q = 1$, $s = 1$.

There is nothing special about the assumptions

$$Q \geq 20000Q_0, \quad Q_0 \geq 10^5, \quad (\log Q_0)/(\log Q) \leq 0.6.$$

They can all be relaxed at the cost of an increase in c_+ .

Proof. Define $\text{err}_{q,R}$ so that

$$G_q(R) = \frac{\phi(q)}{q} \left(\log R + c_E + \sum_{p|q} \frac{\log p}{p} \right) + \text{err}_{q,R}. \quad (12.24)$$

Then (12.23) will hold if

$$\begin{aligned} & \log \frac{Q_0}{sq} + c_E + \sum_{p|q} \frac{\log p}{p} + \frac{q}{\phi(q)} \text{err}_{q, \frac{Q_0}{sq}} \\ & \leq \left(\log \frac{Q}{sq} + c_E + \sum_{p|q} \frac{\log p}{p} + \frac{q}{\phi(q)} \text{err}_{q, \frac{Q}{sq}} \right) \frac{\log Q_0 + c_+}{\log Q + c_E}. \end{aligned} \quad (12.25)$$

This, in turn, happens if

$$\begin{aligned} & \left(\log sq - \sum_{p|q} \frac{\log p}{p} \right) \left(1 - \frac{\log Q_0 + c_+}{\log Q + c_E} \right) + c_+ - c_E \\ & \geq \frac{q}{\phi(q)} \left(\text{err}_{q, \frac{Q_0}{sq}} - \frac{\log Q_0 + c_+}{\log Q + c_E} \text{err}_{q, \frac{Q}{sq}} \right). \end{aligned}$$

Define

$$\omega(\rho) = \frac{\log Q_{0,\min} + c_+}{\frac{1}{\rho} \log Q_{0,\min} + c_E} = \rho + \frac{c_+ - \rho c_E}{\frac{1}{\rho} \log Q_{0,\min} + c_E}.$$

Then $\rho \leq (\log Q_0 + c_+)/(\log Q + c_E) \leq \omega(\rho)$ (because $c_+ \geq \rho c_E$). We conclude that (12.25) (and hence (12.23)) holds provided that

$$\begin{aligned} & (1 - \omega(\rho)) \left(\log sq - \sum_{p|q} \frac{\log p}{p} \right) + c_\Delta \\ & \geq \frac{q}{\phi(q)} \left(\text{err}_{q, \frac{Q_0}{sq}} + \omega(\rho) \max \left(0, -\text{err}_{q, \frac{Q}{sq}} \right) \right), \end{aligned} \quad (12.26)$$

where $c_\Delta = c_+ - c_E$. Note that $1 - \omega(\rho) > 0$.

First, let us give some easy bounds on the error terms; these bounds will yield upper bounds for s . By (12.8) and (12.11),

$$\text{err}_{q,R} \leq \frac{\phi(q)}{q} \left(\log q - \sum_{p|q} \frac{\log p}{p} + (1.4709 - c_E) \right)$$

for $R \geq 1$; by (12.15) and (12.11),

$$\text{err}_{q,R} \geq -\frac{\phi(q)}{q} \left(\sum_{p|q} \frac{\log p}{p} + (c_E - 1.312) \right)$$

for $R \geq 182$. Therefore, the right side of (12.26) is at most

$$\log q - (1 - \omega(\rho)) \sum_{p|q} \frac{\log p}{p} + ((1.4709 - c_E) + \omega(\rho)(c_E - 1.312)),$$

and so (12.26) holds provided that

$$(1 - \omega(\rho)) \log sq \geq \log q + (1.4709 - c_E) + \omega(\rho)(c_E - 1.312) - c_\Delta. \quad (12.27)$$

We will thus be able to assume from now on that (12.27) does not hold, or, what is the same, that

$$sq < (c_{\rho,2}q)^{\frac{1}{1-\omega(\rho)}} \quad (12.28)$$

holds, where $c_{\rho,2} = \exp((1.4709 - c_E) + \omega(\rho)(c_E - 1.312) - c_\Delta)$.

What values of $R = Q_0/sq$ must we consider for q given? First, by (12.28), we can assume $R > Q_{0,\min}/(c_{\rho,2}q)^{1/(1-\omega(\rho))}$. We can also assume

$$R > c(c_+) \cdot \max(Rq, Q_{0,\min})^{(1-\rho)e^{-\gamma}} - \log q \quad (12.29)$$

for $c(c_+)$ is as in Lemma 12.2.3, since all smaller R are covered by that Lemma. Clearly, (12.29) implies that

$$R^{1-\tau} > c(c_+) \cdot q^\tau - \frac{\log q}{R^\tau} > c(c_+)q^\tau - \log q,$$

where $\tau = (1-\rho)e^{-\gamma}$, and also that $R > c(c_+)Q_{0,\min}^{(1-\rho)e^{-\gamma}} - \log q$. Iterating, we obtain that we can assume that $R > \varpi(q)$, where

$$\varpi(q) = \max \left(\varpi_0(q), c(c_+)Q_{0,\min}^\tau - \log q, \frac{Q_{0,\min}}{(c_{\rho,2}q)^{\frac{1}{1-\omega(\rho)}}} \right) \quad (12.30)$$

and

$$\varpi_0(q) = \begin{cases} \left(c(c_+)q^\tau - \frac{\log q}{(c(c_+)q^\tau - \log q)^{\frac{\tau}{1-\tau}}} \right)^{\frac{1}{1-\tau}} & \text{if } c(c_+)q^\tau > \log q + 1, \\ 0 & \text{otherwise.} \end{cases}$$

Looking at (12.26), we see that it will be enough to show that, for all R satisfying $R > \varpi(q)$, we have

$$\text{err}_{q,R} + \omega(\rho) \max(0, -\text{err}_{q,tR}) \leq \frac{\phi(q)}{q} \kappa(q) \quad (12.31)$$

for all $t \geq 20000$, where

$$\kappa(q) = (1 - \omega(\rho)) \left(\log q - \sum_{p|q} \frac{\log p}{p} \right) + c_\Delta.$$

Ramaré's bound (12.12) implies that

$$|\text{err}_{q,R}| \leq 7.284R^{-1/3} f_1(q), \quad (12.32)$$

with $f_1(q)$ as in (12.13), and so

$$\text{err}_{q,R} + \omega(\rho) \max(0, -\text{err}_{q,tR}) \leq (1 + \beta_\rho) \cdot 7.284R^{-1/3} f_1(q),$$

where $\beta_\rho = \omega(\rho)/20000^{1/3}$. This is enough when

$$R \geq \lambda(q) = \left(\frac{q}{\phi(q)} \frac{7.284(1 + \beta_\rho) f_1(q)}{\kappa(q)} \right)^3. \quad (12.33)$$

It remains to do two things. First, we have to compute how large q has to be for $\varpi(q)$ to be guaranteed to be greater than $\lambda(q)$. (For such q , there is no checking to be done.) Then, we check the inequality (12.31) for all smaller q , letting R range through the integers in $[\varpi(q), \lambda(q)]$. We bound $\text{err}_{q,tR}$ using (12.32), but we compute $\text{err}_{q,R}$ directly.

How large must q be for $\varpi(q) > \lambda(q)$ to hold? We claim that $\varpi(q) > \lambda(q)$ whenever $q \geq 2.2 \cdot 10^{10}$. Let us show this.

It is easy to see that $(p/(p-1)) \cdot f_1(p)$ and $p \rightarrow (\log p)/p$ are decreasing functions of p for $p \geq 3$; moreover, for both functions, the value at $p \geq 7$ is smaller than for $p = 2$. Hence, we have that, for $q < \prod_{p \leq p_0} p$, p_0 a prime,

$$\kappa(q) \geq (1 - \omega(\rho)) \left(\log q - \sum_{p < p_0} \frac{\log p}{p} \right) + c_\Delta \quad (12.34)$$

and

$$\lambda(q) \leq \left(\prod_{p < p_0} \frac{p}{p-1} \cdot \frac{7.284(1 + \beta_\rho) \prod_{p < p_0} f_1(p)}{(1 - \omega(\rho)) \left(\log q - \sum_{p < p_0} \frac{\log p}{p} \right) + c_\Delta} \right)^3. \quad (12.35)$$

If we also assume that $2 \cdot 3 \cdot 5 \cdot 7 \nmid q$, we obtain

$$\kappa(q) \geq (1 - \omega(\rho)) \left(\log q - \sum_{\substack{p < p_0 \\ p \neq 7}} \frac{\log p}{p} \right) + c_\Delta \quad (12.36)$$

and

$$\lambda(q) \leq \left(\prod_{\substack{p < p_0 \\ p \neq 7}} \frac{p}{p-1} \cdot \frac{7.284(1 + \beta_\rho) \prod_{p < p_0, p \neq 7} f_1(p)}{(1 - \omega(\rho)) \left(\log q - \sum_{p < p_0, p \neq 7} \frac{\log p}{p} \right) + c_\Delta} \right)^3 \quad (12.37)$$

for $q < \prod_{p \leq p_0}$. (We are taking out 7 because it is the “least helpful” prime to omit among all primes from 2 to 7, again by the fact that $(p/(p-1)) \cdot f_1(p)$ and $p \rightarrow (\log p)/p$ are decreasing functions for $p \geq 3$.)

We know how to give upper bounds for the expression on the right of (12.35). The task is in essence simple: we can base our bounds on the classic explicit work in [RS62], except that we also have to optimize matters so that they are close to tight for $p_1 = 29$, $p_1 = 31$ and other low p_1 .

By [RS62, (3.30)] and a numerical computation for $29 \leq p_1 \leq 43$,

$$\prod_{p \leq p_1} \frac{p}{p-1} < 1.90516 \log p_1$$

for $p_1 \geq 29$. Since $\omega(\rho)$ is increasing on ρ and we are assuming $\rho \leq 0.6$, $Q_{0,\min} = 100000$,

$$\omega(\rho) \leq 0.627312, \quad \beta_\rho \leq 0.023111.$$

For $x > a$, where $a > 1$ is any constant, we obviously have

$$\sum_{a < p \leq x} \log(1 + p^{-2/3}) \leq \sum_{a < p \leq x} (\log p) \frac{p^{-2/3}}{\log a}.$$

by Abel summation (13.3) and the estimate [RS62, (3.32)] for $\theta(x) = \sum_{p \leq x} \log p$,

$$\begin{aligned} \sum_{a < p \leq x} (\log p) p^{-2/3} &= (\theta(x) - \theta(a)) x^{-\frac{2}{3}} - \int_a^x (\theta(u) - \theta(a)) \left(-\frac{2}{3} u^{-\frac{5}{3}} \right) du \\ &\leq (1.01624x - \theta(a)) x^{-\frac{2}{3}} + \frac{2}{3} \int_a^x (1.01624u - \theta(a)) u^{-\frac{5}{3}} du \\ &= (1.01624x - \theta(a)) x^{-\frac{2}{3}} + 2 \cdot 1.01624(x^{1/3} - a^{1/3}) + \theta(a)(x^{-2/3} - a^{-2/3}) \\ &= 3 \cdot 1.01624 \cdot x^{1/3} - (2.03248a^{1/3} + \theta(a)a^{-2/3}). \end{aligned}$$

We conclude that $\sum_{10^4 < p \leq x} \log(1 + p^{-2/3}) \leq 0.33102x^{1/3} - 7.06909$ for $x > 10^4$. Since $\sum_{p \leq 10^4} \log p \leq 10.09062$, this means that

$$\sum_{p \leq x} \log(1 + p^{-2/3}) \leq \left(0.33102 + \frac{10.09062 - 7.06909}{10^{4/3}} \right) x^{1/3} \leq 0.47126x^{1/3}$$

for $x > 10^4$; a direct computation for all prime between 29 and 10^4 then confirms that

$$\sum_{p \leq x} \log(1 + p^{-2/3}) \leq 0.74914x^{1/3}$$

for all $x \geq 29$. Thus,

$$\prod_{p \leq x} f_1(p) \leq \frac{e^{\sum_{p \leq x} \log(1+p^{-2/3})}}{\prod_{p \leq 29} \left(1 + \frac{p^{1/3}+p^{2/3}}{p(p-1)}\right)} \leq \frac{e^{0.74914x^{1/3}}}{6.62365}$$

for $x \geq 29$. Finally, by [RS62, (3.24)], $\sum_{p \leq p_1} \frac{\log p}{p} < \log p_1$.

We conclude that, for $q < \prod_{p \leq p_0} p$, p_0 a prime, and p_1 the prime immediately preceding p_0 ,

$$\begin{aligned} \lambda(q) &\leq \left(1.90516 \log p_1 \cdot \frac{7.45235 \cdot \left(\frac{e^{0.74914p_1^{1/3}}}{6.62365} \right)}{0.37268(\log q - \log p_1) + 0.02741} \right)^3 \\ &\leq \frac{190.272(\log p_1)^3 e^{2.24742p_1^{1/3}}}{(\log q - \log p_1 + 0.07354)^3}. \end{aligned} \quad (12.38)$$

It is clear from (12.30) that $\varpi(q)$ is increasing as soon as

$$q \geq \max(Q_{0,\min}, Q_{0,\min}^{1-\omega(\rho)} / c_{\rho,2})$$

and $c(c_+)q^\tau > \log q + 1$, since then $\varpi_0(q)$ is increasing and $\varpi(q) = \varpi_0(q)$. Here it is useful to recall that $c_{\rho,2} \geq \exp(1.4709 - c_+)$, and to note that $c(c_+)q^\tau - (\log q + 1)$ is increasing for $q \geq 1/(\tau \cdot c(c_+))^{1/\tau}$; we see also that $1/(\tau \cdot c(c_+))^{1/\tau} \leq 1/((1 - 0.6)e^{-\gamma}c(c_+))^{1/((1-0.6)e^{-\gamma})}$ for $\rho \leq 0.6$. A quick computation for our value of c_+ makes us conclude that $q > 1.12Q_{0,\min} = 112000$ is a sufficient condition for $\varpi(q)$ to be equal to $\varpi_0(q)$ and for $\varpi_0(q)$ to be increasing.

Since (12.38) is decreasing on q for p_1 fixed, and $\varpi_0(q)$ is decreasing on ρ and increasing on q , we set $\rho = 0.6$ and check that then

$$\varpi_0(2.2 \cdot 10^{10}) \geq 846.765,$$

whereas, by (12.38),

$$\lambda(2.2 \cdot 10^{10}) \leq 838.227 < 846.765;$$

this is enough to ensure that $\lambda(q) < \varpi_0(q)$ for $2.2 \cdot 10^{10} \leq q < \prod_{p \leq 31} p$.

Let us now give some rough bounds that will be enough to cover the case $q \geq \prod_{p \leq 31} p$. First, as we already discussed, $\varpi(q) = \varpi_0(q)$ and, since $c(c_+)q^\tau > \log q + 1$,

$$\varpi_0(q) \geq (c(c_+)q^\tau - \log q)^{\frac{1}{1-\tau}} \geq (0.911q^{0.224} - \log q)^{1.289} \geq q^{0.2797} \quad (12.39)$$

by $q \geq \prod_{p \leq 31} p$. We are in the range $\prod_{p \leq p_1} p \leq q \leq \prod_{p \leq p_0} p$, where $p_1 < p_0$ are two consecutive primes with $p_1 \geq 31$. By [RS62, (3.16)] and a computation for $31 \leq q < 200$, we know that $\log q \geq \prod_{p \leq p_1} \log p \geq 0.8009p_1$. By (12.38) and (12.39), it follows that we just have to show that

$$e^{0.224t} > \frac{190.272(\log t)^3 e^{2.24742t^{1/3}}}{(0.8009t - \log t + 0.07354)^3}$$

for $t \geq 31$. Now, $t \geq 31$ implies $0.8009t - \log t + 0.07354 \geq 0.6924t$, and so, taking logarithms we see that we just have to verify

$$0.224t - 2.24742t^{1/3} > 3 \log \log t - 3 \log t + 6.3513 \quad (12.40)$$

for $t \geq 31$, and, since the left side is increasing and the right side is decreasing for $t \geq 31$, this is trivial to check.

We conclude that $\varpi(q) > \lambda(q)$ whenever $q \geq 2.2 \cdot 10^{10}$.

It remains to see how we can relax this assumption if we assume that $2 \cdot 3 \cdot 5 \cdot 7 \nmid q$. We repeat the same analysis as before, using (12.36) and (12.37) instead of (12.34) and (12.35). For $p_1 \geq 29$,

$$\prod_{\substack{p \leq p_1 \\ p \neq 7}} \frac{p}{p-1} < 1.633 \log p_1, \quad \prod_{\substack{p \leq p_1 \\ p \neq 7}} f_1(p) \leq \frac{e^{0.74914x^{1/3} - \log(1+7^{-2/3})}}{5.8478} \leq \frac{e^{0.74914x^{1/3}}}{7.44586}$$

and $\sum_{p \leq p_1: p \neq 7} (\log p)/p < \log p_1 - (\log 7)/7$. So, for $q < \prod_{p \leq p_0: p \neq 7} p$, and $p_1 \geq 29$ the prime immediately preceding p_0 ,

$$\begin{aligned} \lambda(q) &\leq \left(1.633 \log p_1 \cdot \frac{7.45235 \cdot \left(\frac{e^{0.74914p_1^{1/3}}}{7.44586} \right)}{0.37268 \left(\log q - \log p_1 + \frac{\log 7}{7} \right) + 0.02741} \right)^3 \\ &\leq \frac{84.351(\log p_1)^3 e^{2.24742p_1^{1/3}}}{(\log q - \log p_1 + 0.35152)^3}. \end{aligned}$$

Thus we obtain, just like before, that

$$\varpi_0(3.3 \cdot 10^9) \geq 477.465, \quad \lambda(3.3 \cdot 10^9) \leq 475.513 < 477.465.$$

We also check that $\varpi_0(q_0) \geq 916.322$ is greater than $\lambda(q_0) \leq 429.731$ for $q_0 = \prod_{p \leq 31: p \neq 7} p$. The analysis for $q \geq \prod_{p \leq 37: p \neq 7} p$ is also just like before: since $\log q \geq 0.8009p_1 - \log 7$, we have to show that

$$\frac{e^{0.224t}}{7} > \frac{84.351(\log t)^3 e^{2.24742t^{1/3}}}{(0.8009t - \log t + 0.07354)^3}$$

for $t \geq 37$, and that, in turn, follows from

$$0.224t - 2.24742t^{1/3} > 3 \log \log t - 3 \log t + 6.74849,$$

which we check for $t \geq 37$ just as we checked (12.40).

We conclude that $\varpi(q) > \lambda(q)$ if $q \geq 3.3 \cdot 10^9$ and $210 \nmid q$.

Computation. Now, for $q < 3.3 \cdot 10^9$ (and also for $3.3 \cdot 10^9 \leq q < 2.2 \cdot 10^{10}$, $210|q$), we need to check that the maximum $m_{q,R,1}$ of $\text{err}_{q,R}$ over all $\varpi(q) \leq R < \lambda(q)$ satisfies (12.31). Note that there is a term $\text{err}_{q,tR}$ in (12.31); we bound it using (12.32).

Since $\log R$ is increasing on R and $G_q(R)$ depends only on $\lfloor R \rfloor$, we can tell from (12.24) that, since we are taking the maximum of $\text{err}_{q,R}$, it is enough to check integer

values of R . We check all integers R in $[\varpi(q), \lambda(q))$ for all $q < 3.3 \cdot 10^9$ (and all $3.3 \cdot 10^9 \leq q < 2.2 \cdot 10^{10}$, $210|q$) by an explicit computation.² \square

Finally, we have the trivial bound

$$\frac{G_q(Q_0/sq)}{G_q(Q/sq)} \leq 1, \quad (12.41)$$

which we shall use for Q_0 close to Q .

Corollary 12.2.5. *Let $\{a_n\}_{n=1}^\infty$, $a_n \in \mathbb{C}$, be supported on the primes. Assume that $\{a_n\}$ is in $\ell_1 \cap \ell_2$ and that $a_n = 0$ for $n \leq \sqrt{x}$. Let $Q_0 \geq 10^5$, $\delta_0 \geq 1$ be such that $(20000Q_0)^2 \leq x/2\delta_0$; set $Q = \sqrt{x/2\delta_0}$.*

Let $S(\alpha) = \sum_n a_n e(\alpha n)$ for $\alpha \in \mathbb{R}/\mathbb{Z}$. Let \mathfrak{M} as in (12.1). Then, if $Q_0 \leq Q^{0.6}$,

$$\int_{\mathfrak{M}} |S(\alpha)|^2 d\alpha \leq \frac{\log Q_0 + c_+}{\log Q + c_E} \sum_n |a_n|^2,$$

where $c_+ = 1.36$ and $c_E = \gamma + \sum_{p \geq 2} (\log p)/(p(p-1)) = 1.3325822 \dots$

Let $\mathfrak{M}_{\delta_0, Q_0}$ as in (10.5). Then, if $(2Q_0) \leq (2Q)^{0.6}$,

$$\int_{\mathfrak{M}_{\delta_0, Q_0}} |S(\alpha)|^2 d\alpha \leq \frac{\log 2Q_0 + c_+}{\log 2Q + c_E} \sum_n |a_n|^2. \quad (12.42)$$

Here, of course, $\int_{\mathbb{R}/\mathbb{Z}} |S(\alpha)|^2 d\alpha = \sum_n |a_n|^2$ (Plancherel). If $Q_0 > Q^{0.6}$, we will use the trivial bound

$$\int_{\mathfrak{M}_{\delta_0, r}} |S(\alpha)|^2 d\alpha \leq \int_{\mathbb{R}/\mathbb{Z}} |S(\alpha)|^2 d\alpha = \sum_n |a_n|^2. \quad (12.43)$$

Proof. Immediate from Prop. 12.1.1, Prop. 12.1.2 and Prop. 12.2.4. \square

Obviously, one can also give a statement derived from Prop. 12.1.1; the resulting bound is

$$\int_{\mathfrak{M}} |S(\alpha)|^2 d\alpha \leq \frac{\log Q_0 + c_+}{\log Q + c_E} \sum_n |a_n|^2,$$

where \mathfrak{M} is as in (12.1).

We also record the large-sieve form of the result.

²This is by far the heaviest computation in the present work, though it is still rather minor (about two weeks of computing on a single core of a fairly new (2010) desktop computer carrying out other tasks as well; this is next to nothing compared to the computations in [Plab], or even those in [HP13]). For the applications here, we could have assumed $\rho \leq 8/15$, and that would have reduced computation time drastically; the lighter assumption $\rho \leq 0.6$ was made with views to general applicability in the future. As elsewhere in this section, numerical computations were carried out by the author in C; all floating-point operations used D. Platt's interval arithmetic package.

Corollary 12.2.6. *Let $N \geq 1$. Let $\{a_n\}_{n=1}^\infty$, $a_n \in \mathbb{C}$, be supported on the integers $n \leq N$. Let $Q_0 \geq 10^5$, $Q \geq 20000Q_0$. Assume that $a_n = 0$ for every n for which there is a $p \leq Q$ dividing n .*

Let $S(\alpha) = \sum_n a_n e(\alpha n)$ for $\alpha \in \mathbb{R}/\mathbb{Z}$. Then, if $Q_0 \leq Q^{0.6}$,

$$\sum_{q \leq Q_0} \sum_{\substack{a \bmod q \\ (a,q)=1}} |S(a/q)|^2 d\alpha \leq \frac{\log Q_0 + c_+}{\log Q + c_E} \cdot (N + Q^2) \sum_n |a_n|^2,$$

where $c_+ = 1.36$ and $c_E = \gamma + \sum_{p \geq 2} (\log p)/(p(p-1)) = 1.3325822 \dots$

Proof. Proceed as Ramaré does in the proof of [Ram09, Thm. 5.2], with $\mathcal{K}_q = \{a \in \mathbb{Z}/q\mathbb{Z} : (a, q) = 1\}$ and $u_n = a_n$; in particular, apply [Ram09, Thm. 2.1]. The proof of [Ram09, Thm. 5.2] shows that

$$\sum_{q \leq Q_0} \sum_{\substack{a \bmod q \\ (a,q)=1}} |S(a/q)|^2 d\alpha \leq \max_{q \leq Q_0} \frac{G_q(Q_0)}{G_q(Q)} \cdot \sum_{q \leq Q_0} \sum_{\substack{a \bmod q \\ (a,q)=1}} |S(a/q)|^2 d\alpha.$$

Now, instead of using the easy inequality $G_q(Q_0)/G_q(Q) \leq G_1(Q_0)/G_1(Q/Q_0)$, use Prop. 12.2.4. \square

* * *

It would seem desirable to prove a result such as Prop. 12.2.4 (or Cor. 12.2.5, or Cor. 12.2.6) without computations and with conditions that are as weak as possible. Since, as we said, we cannot make c_+ equal to c_E , and since c_+ does have to increase when the conditions are weakened (as is shown by computations; this is not an artifact of our method of proof) the right goal might be to show that the maximum of $G_q(Q_0/sq)/G_q(Q/sq)$ is reached when $s = q = 1$.

However, this is also untrue without conditions. For instance, for $Q_0 = 2$ and Q large, the value of $G_q(Q_0/q)/G_q(Q/q)$ at $q = 2$ is larger than at $q = 1$: by (12.12),

$$\begin{aligned} \frac{G_2\left(\frac{Q_0}{2}\right)}{G_2\left(\frac{Q}{2}\right)} &\sim \frac{1}{\frac{1}{2} \left(\log \frac{Q}{2} + c_E + \frac{\log 2}{2} \right)} \\ &= \frac{2}{\log Q + c_E - \frac{\log 2}{2}} > \frac{2}{\log Q + c_E} \sim \frac{G(Q_0)}{G(Q)}. \end{aligned}$$

Thus, at the very least, a lower bound on Q_0 is needed as a condition. This also dims the hopes somewhat for a combinatorial proof of $G_q(Q_0/q)G(Q) \leq G_q(Q/q)G(Q_0)$; at any rate, while such a proof would be welcome, it could not be extremely straightforward, since there are terms in $G_q(Q_0/q)G(Q)$ that do not appear in $G_q(Q/q)G(Q_0)$.

Chapter 13

The integral over the minor arcs

The time has come to bound the part of our triple-product integral (10.3) that comes from the minor arcs $\mathfrak{m} \subset \mathbb{R}/\mathbb{Z}$. We have an ℓ_∞ estimate (from Prop. 11.2.3, based on Theorem 3.1.1) and an ℓ_2 estimate (from §12.2). Now we must put them together.

There are two ways in which we must be careful. A trivial bound of the form $\ell_3^3 = \int |S(\alpha)|^3 d\alpha \leq \ell_2^2 \cdot \ell_\infty$ would introduce a fatal factor of $\log x$ coming from ℓ_2 . We avoid this by using the fact that we have ℓ_2 estimates over $\mathfrak{M}_{\delta_0, Q_0}$ for varying Q_0 .

We must also remember to subtract the major-arc contribution from our estimate for $\mathfrak{M}_{\delta_0, Q_0}$; this is why we were careful to give a lower bound in Lem. 10.3.1, as opposed to just the upper bound (10.28).

13.1 Putting together ℓ_2 bounds over arcs and ℓ_∞ bounds

Let us start with a simple lemma – essentially a way to obtain upper bounds by means of summation by parts.

Lemma 13.1.1. *Let $f, g : \{a, a+1, \dots, b\} \rightarrow \mathbb{R}_0^+$, where $a, b \in \mathbb{Z}^+$. Assume that, for all $x \in [a, b]$,*

$$\sum_{a \leq n \leq x} f(n) \leq F(x), \quad (13.1)$$

where $F : [a, b] \rightarrow \mathbb{R}$ is continuous, piecewise differentiable and non-decreasing. Then

$$\sum_{n=a}^b f(n) \cdot g(n) \leq (\max_{n \geq a} g(n)) \cdot F(a) + \int_a^b (\max_{n \geq u} g(n)) \cdot F'(u) du.$$

Proof. Let $S(n) = \sum_{m=a}^n f(m)$. Then, by partial summation,

$$\sum_{n=a}^b f(n) \cdot g(n) \leq S(b)g(b) + \sum_{n=a}^{b-1} S(n)(g(n) - g(n+1)). \quad (13.2)$$

Let $h(x) = \max_{x \leq n \leq b} g(n)$. Then h is non-increasing. Hence (13.1) and (13.2) imply that

$$\begin{aligned} \sum_{n=a}^b f(n)g(n) &\leq \sum_{n=a}^b f(n)h(n) \\ &\leq S(b)h(b) + \sum_{n=a}^{b-1} S(n)(h(n) - h(n+1)) \\ &\leq F(b)h(b) + \sum_{n=a}^{b-1} F(n)(h(n) - h(n+1)). \end{aligned}$$

In general, for $\alpha_n \in \mathbb{C}$, $A(x) = \sum_{a \leq n \leq x} \alpha_n$ and F continuous and piecewise differentiable on $[a, x]$,

$$\sum_{a \leq n \leq x} \alpha_n F(x) = A(x)F(x) - \int_a^x A(u)F'(u)du. \quad (\text{Abel summation}) \quad (13.3)$$

Applying this with $\alpha_n = h(n) - h(n+1)$ and $A(x) = \sum_{a \leq n \leq x} \alpha_n = h(a) - h(\lfloor x \rfloor + 1)$, we obtain

$$\begin{aligned} &\sum_{n=a}^{b-1} F(n)(h(n) - h(n+1)) \\ &= (h(a) - h(b))F(b-1) - \int_a^{b-1} (h(a) - h(\lfloor u \rfloor + 1))F'(u)du \\ &= h(a)F(a) - h(b)F(b-1) + \int_a^{b-1} h(\lfloor u \rfloor + 1)F'(u)du \\ &= h(a)F(a) - h(b)F(b-1) + \int_a^{b-1} h(u)F'(u)du \\ &= h(a)F(a) - h(b)F(b) + \int_a^b h(u)F'(u)du, \end{aligned}$$

since $h(\lfloor u \rfloor + 1) = h(u)$ for $u \notin \mathbb{Z}$. Hence

$$\sum_{n=a}^b f(n)g(n) \leq h(a)F(a) + \int_a^b h(u)F'(u)du.$$

□

We will now see our main application of Lemma 13.1.1. We have to bound an integral of the form $\int_{\mathfrak{M}_{\delta_0, r}} |S_1(\alpha)|^2 |S_2(\alpha)| d\alpha$, where $\mathfrak{M}_{\delta_0, r}$ is a union of arcs defined as in (10.5). Our inputs are (a) a bound on integrals of the form $\int_{\mathfrak{M}_{\delta_0, r}} |S_1(\alpha)|^2 d\alpha$, (b) a bound on $|S_2(\alpha)|$ for $\alpha \in (\mathbb{R}/\mathbb{Z}) \setminus \mathfrak{M}_{\delta_0, r}$. The input of type (a) is what we derived in §12.1 and §12.2; the input of type (b) is a minor-arcs bound, and as such was the main subject of Part I.

Proposition 13.1.2. *Let $S_1(\alpha) = \sum_n a_n e(\alpha n)$, $a_n \in \mathbb{C}$, $\{a_n\}$ in L^1 . Let $S_2 : \mathbb{R}/\mathbb{Z} \rightarrow \mathbb{C}$ be continuous. Define $\mathfrak{M}_{\delta_0, r}$ as in (10.5).*

Let r_0 be a positive integer not greater than r_1 . Let $H : [r_0, r_1] \rightarrow \mathbb{R}^+$ be a continuous, piecewise differentiable, non-decreasing function such that

$$\frac{1}{\sum |a_n|^2} \int_{\mathfrak{M}_{\delta_0, r+1}} |S_1(\alpha)|^2 d\alpha \leq H(r) \quad (13.4)$$

for some $\delta_0 \leq x/2r_1^2$ and all $r \in [r_0, r_1]$. Assume, moreover, that $H(r_1) = 1$. Let $g : [r_0, r_1] \rightarrow \mathbb{R}^+$ be a non-increasing function such that

$$\max_{\alpha \in (\mathbb{R}/\mathbb{Z}) \setminus \mathfrak{M}_{\delta_0, r}} |S_2(\alpha)| \leq g(r) \quad (13.5)$$

for all $r \in [r_0, r_1]$ and δ_0 as above.

Then

$$\begin{aligned} & \frac{1}{\sum_n |a_n|^2} \int_{(\mathbb{R}/\mathbb{Z}) \setminus \mathfrak{M}_{\delta_0, r_0}} |S_1(\alpha)|^2 |S_2(\alpha)| d\alpha \\ & \leq g(r_0) \cdot (H(r_0) - I_0) + \int_{r_0}^{r_1} g(r) H'(r) dr, \end{aligned} \quad (13.6)$$

where

$$I_0 = \frac{1}{\sum_n |a_n|^2} \int_{\mathfrak{M}_{\delta_0, r_0}} |S_1(\alpha)|^2 d\alpha. \quad (13.7)$$

The condition $\delta_0 \leq x/2r_1^2$ is there just to ensure that the arcs in the definition of $\mathfrak{M}_{\delta_0, r}$ do not overlap for $r \leq r_1$.

Proof. For $r_0 \leq r < r_1$, let

$$f(r) = \frac{1}{\sum_n |a_n|^2} \int_{\mathfrak{M}_{\delta_0, r+1} \setminus \mathfrak{M}_{\delta_0, r}} |S_1(\alpha)|^2 d\alpha.$$

Let

$$f(r_1) = \frac{1}{\sum_n |a_n|^2} \int_{(\mathbb{R}/\mathbb{Z}) \setminus \mathfrak{M}_{\delta_0, r_1}} |S_1(\alpha)|^2 d\alpha.$$

Then, by (13.5),

$$\frac{1}{\sum_n |a_n|^2} \int_{(\mathbb{R}/\mathbb{Z}) \setminus \mathfrak{M}_{\delta_0, r_0}} |S_1(\alpha)|^2 |S_2(\alpha)| d\alpha \leq \sum_{r=r_0}^{r_1} f(r) g(r).$$

By (13.4),

$$\begin{aligned} \sum_{r_0 \leq r \leq x} f(r) &= \frac{1}{\sum_n |a_n|^2} \int_{\mathfrak{M}_{\delta_0, x+1} \setminus \mathfrak{M}_{\delta_0, r_0}} |S_1(\alpha)|^2 d\alpha \\ &= \left(\frac{1}{\sum_n |a_n|^2} \int_{\mathfrak{M}_{\delta_0, x+1}} |S_1(\alpha)|^2 d\alpha \right) - I_0 \leq H(x) - I_0 \end{aligned} \quad (13.8)$$

for $x \in [r_0, r_1)$. Moreover,

$$\begin{aligned} \sum_{r_0 \leq r \leq r_1} f(r) &= \frac{1}{\sum_n |a_n|^2} \int_{(\mathbb{R}/\mathbb{Z}) \setminus \mathfrak{M}_{\delta_0, r_0}} |S_1(\alpha)|^2 \\ &= \left(\frac{1}{\sum_n |a_n|^2} \int_{\mathbb{R}/\mathbb{Z}} |S_1(\alpha)|^2 \right) - I_0 = 1 - I_0 = H(r_1) - I_0. \end{aligned}$$

We let $F(x) = H(x) - I_0$ and apply Lemma 13.1.1 with $a = r_0$, $b = r_1$. We obtain that

$$\begin{aligned} \sum_{r=r_0}^{r_1} f(r)g(r) &\leq (\max_{r \geq r_0} g(r))F(r_0) + \int_{r_0}^{r_1} (\max_{r \geq u} g(r))F'(u) du \\ &\leq g(r_0)(H(r_0) - I_0) + \int_{r_0}^{r_1} g(u)H'(u) du. \end{aligned}$$

□

13.2 The minor-arc total

We now apply Prop. 13.1.2. Inevitably, the main statement involves some integrals that will have to be evaluated at the end of the section.

Theorem 13.2.1. *Let $x \geq 10^{25} \cdot \varkappa$, where $\varkappa \geq 1$. Let*

$$S_\eta(\alpha, x) = \sum_n \Lambda(n) e(\alpha n) \eta(n/x). \quad (13.9)$$

Let $\eta_(t) = (\eta_2 *_M \varphi)(\varkappa t)$, where η_2 is as in (11.10) and $\varphi : [0, \infty) \rightarrow [0, \infty)$ is continuous and in ℓ^1 . Let $\eta_+ : [0, \infty) \rightarrow [0, \infty)$ be a bounded, piecewise differentiable function with $\lim_{t \rightarrow \infty} \eta_+(t) = 0$. Let $\mathfrak{M}_{\delta_0, r}$ be as in (10.5) with $\delta_0 = 8$. Let $10^5 \leq r_0 < r_1$, where $r_1 = (3/8)(x/\varkappa)^{4/15}$. Let $g(r) = g_{x/\varkappa, \varphi}(r)$, where*

$$g_{y, \varphi}(r) = \frac{(R_{y, K, \varphi, 2r} \log 2r + 0.5) \sqrt{F(r)} + 2.5}{\sqrt{2r}} + \frac{L_{2r}}{r} + 3.36 K^{1/6} y^{-1/6}, \quad (13.10)$$

just as in (11.19), and $K = \log(x/\kappa)/2$. Here $R_{y, K, \phi, t}$ is as in (11.19), and L_t is as in (11.13).

Denote

$$Z_{r_0} = \int_{(\mathbb{R}/\mathbb{Z}) \setminus \mathfrak{M}_{8, r_0}} |S_{\eta_*}(\alpha, x)| |S_{\eta_+}(\alpha, x)|^2 d\alpha.$$

Then

$$Z_{r_0} \leq \left(\sqrt{\frac{|\varphi|_1 x}{\varkappa}} (M + T) + \sqrt{S_{\eta_*}(0, x) \cdot E} \right)^2,$$

where

$$\begin{aligned}
 S &= \sum_{p > \sqrt{x}} (\log p)^2 \eta_+^2(n/x), \\
 T &= C_{\varphi,3} \left(\frac{1}{2} \log \frac{x}{\varkappa} \right) \cdot (S - (\sqrt{J} - \sqrt{E})^2), \\
 J &= \int_{\mathfrak{M}_{8,r_0}} |S_{\eta_+}(\alpha, x)|^2 d\alpha, \\
 E &= ((C_{\eta_+,0} + C_{\eta_+,2}) \log x + (2C_{\eta_+,0} + C_{\eta_+,1})) \cdot x^{1/2},
 \end{aligned} \tag{13.11}$$

$$\begin{aligned}
 C_{\eta_+,0} &= 0.7131 \int_0^\infty \frac{1}{\sqrt{t}} (\sup_{r \geq t} \eta_+(r))^2 dt, \\
 C_{\eta_+,1} &= 0.7131 \int_1^\infty \frac{\log t}{\sqrt{t}} (\sup_{r \geq t} \eta_+(r))^2 dt, \\
 C_{\eta_+,2} &= 0.51942 |\eta_+|_\infty^2, \\
 C_{\varphi,3}(K) &= \frac{1.04488}{|\varphi|_1} \int_0^{1/K} |\varphi(w)| dw
 \end{aligned} \tag{13.12}$$

and

$$\begin{aligned}
 M &= g(r_0) \cdot \left(\frac{\log(r_0 + 1) + c^+}{\log \sqrt{x} + c^-} \cdot S - (\sqrt{J} - \sqrt{E})^2 \right) \\
 &\quad + \left(\frac{2}{\log x + 2c^-} \int_{r_0}^{r_1} \frac{g(r)}{r} dr + \left(\frac{7}{15} + \frac{-2.14938 + \frac{8}{15} \log \varkappa}{\log x + 2c^-} \right) g(r_1) \right) \cdot S
 \end{aligned} \tag{13.13}$$

where $c_+ = 2.0532$ and $c_- = 0.6394$.

Proof. Let $y = x/\varkappa$. Let $Q = (3/4)y^{2/3}$, as in Thm. 3.1.1 (applied with y instead of x). Let $\alpha \in (\mathbb{R}/\mathbb{Z}) \setminus \mathfrak{M}_{8,r}$, where $r_0 \leq r \leq y^{1/3}/6$ and y is used instead of x to define $\mathfrak{M}_{8,r}$ (see (10.5)). There exists an approximation $2\alpha = a/q + \delta/y$ with $q \leq Q$, $|\delta|/y \leq 1/qQ$. Thus, $\alpha = a'/q' + \delta/2y$, where either $a'/q' = a/2q$ or $a'/q' = (a+q)/2q$ holds. (In particular, if q' is odd, then $q' = q$; if q' is even, then $q' = 2q$.)

There are three cases:

1. $q \leq r$. Then either (a) q' is odd and $q' \leq r$ or (b) q' is even and $q' \leq 2r$. Since α is not in $\mathfrak{M}_{8,r}$, then, by definition (10.5), $|\delta|/2y \geq \delta_0 r/2qy$, and so $|\delta| \geq \delta_0 r/q = 8r/q$. In particular, $|\delta| \geq 8$.

Thus, by Prop. 11.2.3,

$$|S_{\eta_*}(\alpha, x)| = |S_{\eta_2 * M \phi}(\alpha, y)| \leq g_{y,\varphi} \left(\frac{|\delta|}{8} q \right) \cdot |\varphi|_1 y \leq g_{y,\varphi}(r) \cdot |\varphi|_1 y, \tag{13.14}$$

where we use the fact that $g(r)$ is a non-increasing function (Lemma 11.2.4).

2. $r < q \leq y^{1/3}/6$. Then, by Prop. 11.2.3 and Lemma 11.2.4,

$$\begin{aligned} |S_{\eta_*}(\alpha, x)| &= |S_{\eta_2 * \phi}(\alpha, y)| \leq g_{y, \varphi} \left(\max \left(\frac{|\delta|}{8}, 1 \right) q \right) \cdot |\varphi|_1 y \\ &\leq g_{y, \varphi}(r) \cdot |\varphi|_1 y. \end{aligned} \quad (13.15)$$

3. $q > y^{1/3}/6$. Again by Prop. 11.2.3,

$$|S_{\eta_*}(\alpha, x)| = |S_{\eta_2 * \phi}(\alpha, y)| \leq \left(h \left(\frac{y}{K} \right) + C_{\varphi, 3}(K) \right) |\varphi|_1 y, \quad (13.16)$$

where $h(x)$ is as in (11.15). (Of course, $C_{\varphi, 3}(K)$, as in (13.12), is equal to $C_{\varphi, 0, K}/|\phi|_1$, where $C_{\varphi, 0, K}$ is as in (11.21).) We set $K = (\log y)/2$. Since $y = x/\kappa \geq 10^{25}$, it follows that $y/K = 2y/\log y > 3.47 \cdot 10^{23} > 2.16 \cdot 10^{20}$.

Let

$$r_1 = \frac{3}{8} y^{4/15}, \quad g(r) = \begin{cases} g_{y, \varphi}(r) & \text{if } r \leq r_1, \\ g_{y, \varphi}(r_1) & \text{if } r > r_1. \end{cases}$$

By Lemma 11.2.4, for $r \geq 670$, $g(r)$ is a non-increasing function and $g(r) \geq g_{y, \phi}(r)$. Moreover, by Lemma 11.2.5, $g_{y, \phi}(r_1) \geq h(2y/\log y)$, where h is as in (11.15), and so $g(r) \geq h(2y/\log y)$ for all $r \geq r_0 \geq 670$. Thus, we have shown that

$$|S_{\eta_*}(y, \alpha)| \leq \left(g(r) + C_{\varphi, 3} \left(\frac{\log y}{2} \right) \right) \cdot |\varphi|_1 y \quad (13.17)$$

for all $\alpha \in (\mathbb{R}/\mathbb{Z}) \setminus \mathfrak{M}_{8, r}$.

We first need to undertake the fairly dull task of getting non-prime or small n out of the sum defining $S_{\eta_+}(\alpha, x)$. Write

$$\begin{aligned} S_{1, \eta_+}(\alpha, x) &= \sum_{p > \sqrt{x}} (\log p) e(\alpha p) \eta_+(p/x), \\ S_{2, \eta_+}(\alpha, x) &= \sum_{\substack{n \text{ non-prime} \\ n > \sqrt{x}}} \Lambda(n) e(\alpha n) \eta_+(n/x) + \sum_{n \leq \sqrt{x}} \Lambda(n) e(\alpha n) \eta_+(n/x). \end{aligned}$$

By the triangle inequality (with weights $|S_{\eta_+}(\alpha, x)|$),

$$\begin{aligned} &\sqrt{\int_{(\mathbb{R}/\mathbb{Z}) \setminus \mathfrak{M}_{8, r_0}} |S_{\eta_*}(\alpha, x)| |S_{\eta_+}(\alpha, x)|^2 d\alpha} \\ &\leq \sum_{j=1}^2 \sqrt{\int_{(\mathbb{R}/\mathbb{Z}) \setminus \mathfrak{M}_{8, r_0}} |S_{\eta_*}(\alpha, x)| |S_{j, \eta_+}(\alpha, x)|^2 d\alpha}. \end{aligned}$$

Clearly,

$$\begin{aligned}
& \int_{(\mathbb{R}/\mathbb{Z}) \setminus \mathfrak{M}_{8,r_0}} |S_{\eta_*}(\alpha, x)| |S_{2,\eta_+}(\alpha, x)|^2 d\alpha \\
& \leq \max_{\alpha \in \mathbb{R}/\mathbb{Z}} |S_{\eta_*}(\alpha, x)| \cdot \int_{\mathbb{R}/\mathbb{Z}} |S_{2,\eta_+}(\alpha, x)|^2 d\alpha \\
& \leq \sum_{n=1}^{\infty} \Lambda(n) \eta_*(n/x) \cdot \left(\sum_{n \text{ non-prime}} \Lambda(n)^2 \eta_+(n/x)^2 + \sum_{n \leq \sqrt{x}} \Lambda(n)^2 \eta_+(n/x)^2 \right).
\end{aligned}$$

Let $\overline{\eta}_+(z) = \sup_{t \geq z} \eta_+(t)$. Since $\eta_+(t)$ tends to 0 as $t \rightarrow \infty$, so does $\overline{\eta}_+$. By [RS62, Thm. 13], partial summation and integration by parts,

$$\begin{aligned}
\sum_{n \text{ non-prime}} \Lambda(n)^2 \eta_+(n/x)^2 & \leq \sum_{n \text{ non-prime}} \Lambda(n)^2 \overline{\eta}_+(n/x)^2 \\
& \leq - \int_1^{\infty} \left(\sum_{\substack{n \leq t \\ n \text{ non-prime}}} \Lambda(n)^2 \right) (\overline{\eta}_+^2(t/x))' dt \\
& \leq - \int_1^{\infty} (\log t) \cdot 1.4262 \sqrt{t} (\overline{\eta}_+^2(t/x))' dt \\
& \leq 0.7131 \int_1^{\infty} \frac{\log e^2 t}{\sqrt{t}} \cdot \overline{\eta}_+^2\left(\frac{t}{x}\right) dt \\
& = \left(0.7131 \int_{1/x}^{\infty} \frac{2 + \log tx}{\sqrt{t}} \overline{\eta}_+^2(t) dt \right) \sqrt{x},
\end{aligned}$$

while, by [RS62, Thm. 12],

$$\begin{aligned}
\sum_{n \leq \sqrt{x}} \Lambda(n)^2 \eta_+(n/x)^2 & \leq \frac{1}{2} |\eta_+|_{\infty}^2 (\log x) \sum_{n \leq \sqrt{x}} \Lambda(n) \\
& \leq 0.51942 |\eta_+|_{\infty}^2 \cdot \sqrt{x} \log x.
\end{aligned}$$

This shows that

$$\int_{(\mathbb{R}/\mathbb{Z}) \setminus \mathfrak{M}_{8,r_0}} |S_{\eta_*}(\alpha, x)| |S_{2,\eta_+}(\alpha, x)|^2 d\alpha \leq \sum_{n=1}^{\infty} \Lambda(n) \eta_*(n/x) \cdot E = S_{\eta_*}(0, x) \cdot E,$$

where E is as in (13.11).

It remains to bound

$$\int_{(\mathbb{R}/\mathbb{Z}) \setminus \mathfrak{M}_{8,r_0}} |S_{\eta_*}(\alpha, x)| |S_{1,\eta_+}(\alpha, x)|^2 d\alpha. \quad (13.18)$$

We wish to apply Prop. 13.1.2. Corollary 12.2.5 gives us an input of type (13.4); we have just derived a bound (13.17) that provides an input of type (13.5). More precisely,

by (12.42), (13.4) holds with

$$H(r) = \begin{cases} \frac{\log(r+1)+c^+}{\log \sqrt{x}+c^-} & \text{if } r < r_1, \\ 1 & \text{if } r \geq r_1, \end{cases}$$

where $c^+ = 2.0532 > \log 2 + 1.36$ and $c^- = 0.6394 < \log(1/\sqrt{2 \cdot 8}) + \log 2 + 1.3325822$. (We can apply Corollary 12.2.5 because $2(r_1 + 1) = (3/4)x^{4/15} + 2 \leq (2\sqrt{x/16})^{0.6}$ for $x \geq 10^{25}$ (or even for $x \geq 100000$).) Since $r_1 = (3/8)y^{4/15}$ and $x \geq 10^{25} \cdot \varkappa$,

$$\begin{aligned} \lim_{r \rightarrow r_1^+} H(r) - \lim_{r \rightarrow r_1^-} H(r) &= 1 - \frac{\log((3/8)(x/\varkappa)^{4/15} + 1) + c^+}{\log \sqrt{x} + c^-} \\ &\leq 1 - \left(\frac{4/15}{1/2} + \frac{\log \frac{3}{8} + c^+ - \frac{4}{15} \log \varkappa - \frac{8}{15} c^-}{\log \sqrt{x} + c^-} \right) \\ &\leq \frac{7}{15} + \frac{-2.14938 + \frac{8}{15} \log \varkappa}{\log x + 2c^-}. \end{aligned}$$

We also have (13.5) with

$$\left(g(r) + C_{\varphi,3} \left(\frac{\log y}{2} \right) \right) \cdot |\varphi|_1 y \quad (13.19)$$

instead of $g(r)$ (by (13.17)). Here (13.19) is a non-increasing function of r because $g(r)$ is, as we already checked. Hence, Prop. 13.1.2 gives us that (13.18) is at most

$$\begin{aligned} &g(r_0) \cdot (H(r_0) - I_0) + (1 - I_0) \cdot C_{\varphi,3} \left(\frac{\log y}{2} \right) \\ &+ \frac{1}{\log \sqrt{x} + c^-} \int_{r_0}^{r_1} \frac{g(r)}{r+1} dr + \left(\frac{7}{15} + \frac{-2.14938 + \frac{8}{15} \log \varkappa}{\log x + 2c^-} \right) g(r_1) \end{aligned} \quad (13.20)$$

times $|\varphi|_1 y \cdot \sum_{p > \sqrt{x}} (\log p)^2 \eta_+^2(p/x)$, where

$$I_0 = \frac{1}{\sum_{p > \sqrt{x}} (\log p)^2 \eta_+^2(n/x)} \int_{\mathfrak{M}_{8,r_0}} |S_{1,\eta_+}(\alpha, x)|^2 d\alpha. \quad (13.21)$$

By the triangle inequality,

$$\begin{aligned} &\sqrt{\int_{\mathfrak{M}_{8,r_0}} |S_{1,\eta_+}(\alpha, x)|^2 d\alpha} = \sqrt{\int_{\mathfrak{M}_{8,r_0}} |S_{\eta_+}(\alpha, x) - S_{2,\eta_+}(\alpha, x)|^2 d\alpha} \\ &\geq \sqrt{\int_{\mathfrak{M}_{8,r_0}} |S_{\eta_+}(\alpha, x)|^2 d\alpha} - \sqrt{\int_{\mathfrak{M}_{8,r_0}} |S_{2,\eta_+}(\alpha, x)|^2 d\alpha} \\ &\geq \sqrt{\int_{\mathfrak{M}_{8,r_0}} |S_{\eta_+}(\alpha, x)|^2 d\alpha} - \sqrt{\int_{\mathbb{R}/\mathbb{Z}} |S_{2,\eta_+}(\alpha, x)|^2 d\alpha}. \end{aligned}$$

As we already showed,

$$\int_{\mathbb{R}/\mathbb{Z}} |S_{2,\eta_+}(\alpha, x)|^2 d\alpha = \sum_{\substack{n \text{ non-prime} \\ \text{or } n \leq \sqrt{x}}} \Lambda(n)^2 \eta_+(n/x)^2 \leq E.$$

Thus,

$$I_0 \cdot S \geq (\sqrt{J} - \sqrt{E})^2,$$

and so we are done. \square

We now should estimate the integral $\int_{r_0}^{r_1} \frac{g(r)}{r} dr$ in (13.13). It is easy to see that

$$\begin{aligned} \int_{r_0}^{\infty} \frac{1}{r^{3/2}} dr &= \frac{2}{r_0^{1/2}}, & \int_{r_0}^{\infty} \frac{\log r}{r^2} dr &= \frac{\log e r_0}{r_0}, & \int_{r_0}^{\infty} \frac{1}{r^2} dr &= \frac{1}{r_0}, \\ \int_{r_0}^{r_1} \frac{1}{r} dr &= \log \frac{r_1}{r_0}, & \int_{r_0}^{\infty} \frac{\log r}{r^{3/2}} dr &= \frac{2 \log e^2 r_0}{\sqrt{r_0}}, & \int_{r_0}^{\infty} \frac{\log 2r}{r^{3/2}} dr &= \frac{2 \log 2e^2 r_0}{\sqrt{r_0}}, \\ \int_{r_0}^{\infty} \frac{(\log 2r)^2}{r^{3/2}} dr &= \frac{2P_2(\log 2r_0)}{\sqrt{r_0}}, & \int_{r_0}^{\infty} \frac{(\log 2r)^3}{r^{3/2}} dr &= \frac{2P_3(\log 2r_0)}{r_0^{1/2}}, \end{aligned} \quad (13.22)$$

where

$$P_2(t) = t^2 + 4t + 8, \quad P_3(t) = t^3 + 6t^2 + 24t + 48. \quad (13.23)$$

We also have

$$\int_{r_0}^{\infty} \frac{dr}{r^2 \log r} = E_1(\log r_0) \quad (13.24)$$

where E_1 is the *exponential integral*

$$E_1(z) = \int_z^{\infty} \frac{e^{-t}}{t} dt.$$

We must also estimate the integrals

$$\int_{r_0}^{r_1} \frac{\sqrt{F(r)}}{r^{3/2}} dr, \quad \int_{r_0}^{r_1} \frac{F(r)}{r^2} dr, \quad \int_{r_0}^{r_1} \frac{F(r) \log r}{r^2} dr, \quad \int_{r_0}^{r_1} \frac{F(r)}{r^{3/2}} dr, \quad (13.25)$$

Clearly, $F(r) - e^\gamma \log \log r = 2.50637 / \log \log r$ is decreasing on r . Hence, for $r \geq 10^5$,

$$F(r) \leq e^\gamma \log \log r + c_\gamma,$$

where $c_\gamma = 1.025742$. Let $F(t) = e^\gamma \log t + c_\gamma$. Then $F''(t) = -e^\gamma/t^2 < 0$. Hence

$$\frac{d^2 \sqrt{F(t)}}{dt^2} = \frac{F''(t)}{2\sqrt{F(t)}} - \frac{(F'(t))^2}{4(F(t))^{3/2}} < 0$$

for all $t > 0$. In other words, $\sqrt{F(t)}$ is convex-down, and so we can bound $\sqrt{F(t)}$ from above by $\sqrt{F(t_0)} + \sqrt{F'}(t_0) \cdot (t - t_0)$, for any $t \geq t_0 > 0$. Hence, for $r \geq r_0 \geq 10^5$,

$$\begin{aligned}\sqrt{F(r)} &\leq \sqrt{F(\log r)} \leq \sqrt{F(\log r_0)} + \frac{d\sqrt{F(t)}}{dt} \Big|_{t=\log r_0} \cdot \log \frac{r}{r_0} \\ &= \sqrt{F(\log r_0)} + \frac{e^\gamma}{\sqrt{F(\log r_0)}} \cdot \frac{\log \frac{r}{r_0}}{2 \log r_0}.\end{aligned}$$

Thus, by (13.22),

$$\begin{aligned}\int_{r_0}^{\infty} \frac{\sqrt{F(r)}}{r^{3/2}} dr &\leq \sqrt{F(\log r_0)} \left(2 - \frac{e^\gamma}{F(\log r_0)} \right) \frac{1}{\sqrt{r_0}} \\ &\quad + \frac{e^\gamma}{\sqrt{F(\log r_0)} \log r_0} \frac{\log e^2 r_0}{\sqrt{r_0}} \\ &= \frac{2\sqrt{F(\log r_0)}}{\sqrt{r_0}} \left(1 + \frac{e^\gamma}{F(\log r_0) \log r_0} \right).\end{aligned}\tag{13.26}$$

The other integrals in (13.25) are easier. Just as in (13.26), we extend the range of integration to $[r_0, \infty]$. Using (13.22) and (13.24), we obtain

$$\begin{aligned}\int_{r_0}^{\infty} \frac{F(r)}{r^2} dr &\leq \int_{r_0}^{\infty} \frac{F(\log r)}{r^2} dr = e^\gamma \left(\frac{\log \log r_0}{r_0} + E_1(\log r_0) \right) + \frac{c_\gamma}{r_0}, \\ \int_{r_0}^{\infty} \frac{F(r) \log r}{r^2} dr &\leq e^\gamma \left(\frac{(1 + \log r_0) \log \log r_0 + 1}{r_0} + E_1(\log r_0) \right) + \frac{c_\gamma \log e r_0}{r_0},\end{aligned}$$

By [OLBC10, (6.8.2)],

$$\frac{1}{r(\log r + 1)} \leq E_1(\log r) \leq \frac{1}{r \log r}.$$

(The second inequality is obvious.) Hence

$$\begin{aligned}\int_{r_0}^{\infty} \frac{F(r)}{r^2} dr &\leq \frac{e^\gamma (\log \log r_0 + 1/\log r_0) + c_\gamma}{r_0}, \\ \int_{r_0}^{\infty} \frac{F(r) \log r}{r^2} dr &\leq \frac{e^\gamma \left(\log \log r_0 + \frac{1}{\log r_0} \right) + c_\gamma}{r_0} \cdot \log e r_0.\end{aligned}$$

Finally,

$$\begin{aligned}\int_{r_0}^{\infty} \frac{F(r)}{r^{3/2}} &\leq e^\gamma \left(\frac{2 \log \log r_0}{\sqrt{r_0}} + 2E_1 \left(\frac{\log r_0}{2} \right) \right) + \frac{2c_\gamma}{\sqrt{r_0}} \\ &\leq \frac{2}{\sqrt{r_0}} \left(F(\log r_0) + \frac{2e^\gamma}{\log r_0} \right).\end{aligned}\tag{13.27}$$

It is time to estimate

$$\int_{r_0}^{r_1} \frac{R_{z,2r} \log 2r \sqrt{F(r)}}{r^{3/2}} dr,\tag{13.28}$$

where $z = y$ or $z = y/((\log y)/2)$ (and $y = x/\varkappa$, as before), and where $R_{z,t}$ is as defined in (11.13). By Cauchy-Schwarz, (13.28) is at most

$$\sqrt{\int_{r_0}^{r_1} \frac{(R_{z,2r} \log 2r)^2}{r^{3/2}} dr} \cdot \sqrt{\int_{r_0}^{r_1} \frac{F(r)}{r^{3/2}} dr}. \quad (13.29)$$

We have already bounded the second integral. Let us look at the first one. We can write $R_{z,t} = 0.27125R_{z,t}^\circ + 0.41415$, where

$$R_{z,t}^\circ = \log \left(1 + \frac{\log 4t}{2 \log \frac{9z^{1/3}}{2.004t}} \right). \quad (13.30)$$

Clearly,

$$R_{z,e^t/4}^\circ = \log \left(1 + \frac{t/2}{\log \frac{36z^{1/3}}{2.004} - t} \right).$$

Now, for $f(t) = \log(c + at/(b-t))$ and $t \in [0, b)$,

$$f'(t) = \frac{ab}{\left(c + \frac{at}{b-t}\right)(b-t)^2}, \quad f''(t) = \frac{-ab((a-2c)(b-2t) - 2ct)}{\left(c + \frac{at}{b-t}\right)^2(b-t)^4}.$$

In our case, $a = 1/2$, $c = 1$ and $b = \log 36z^{1/3} - \log(2.004) > 0$. Hence, for $t < b$,

$$-ab((a-2c)(b-2t) - 2ct) = \frac{b}{2} \left(2t + \frac{3}{2}(b-2t) \right) = \frac{b}{2} \left(\frac{3}{2}b - t \right) > 0,$$

and so $f''(t) > 0$. In other words, $t \rightarrow R_{z,e^t/4}^\circ$ is convex-up for $t < b$, i.e., for $e^t/4 < 9z^{1/3}/2.004$. It is easy to check that, since we are assuming $y \geq 10^{25}$,

$$2r_1 = \frac{3}{16}y^{4/15} < \frac{9}{2.004} \left(\frac{2y}{\log y} \right)^{1/3} \leq \frac{9z^{1/3}}{2.004}.$$

We conclude that $r \rightarrow R_{z,2r}^\circ$ is convex-up on $\log 8r$ for $r \leq r_1$, and hence so is $r \rightarrow R_{z,r}$, and so, in turn, is $r \rightarrow R_{z,r}^2$. Thus, for $r \in [r_0, r_1]$,

$$R_{z,2r}^2 \leq R_{z,2r_0}^2 \cdot \frac{\log r_1/r}{\log r_1/r_0} + R_{z,2r_1}^2 \cdot \frac{\log r/r_0}{\log r_1/r_0}. \quad (13.31)$$

Therefore, by (13.22),

$$\begin{aligned}
& \int_{r_0}^{r_1} \frac{(R_{z,2r} \log 2r)^2}{r^{3/2}} dr \\
& \leq \int_{r_0}^{r_1} \left(R_{z,2r_0}^2 \frac{\log r_1/r}{\log r_1/r_0} + R_{z,2r_1}^2 \frac{\log r/r_0}{\log r_1/r_0} \right) (\log 2r)^2 \frac{dr}{r^{3/2}} \\
& = \frac{2R_{z,2r_0}^2}{\log \frac{r_1}{r_0}} \left(\left(\frac{P_2(\log 2r_0)}{\sqrt{r_0}} - \frac{P_2(\log 2r_1)}{\sqrt{r_1}} \right) \log 2r_1 - \frac{P_3(\log 2r_0)}{\sqrt{r_0}} + \frac{P_3(\log 2r_1)}{\sqrt{r_1}} \right) \\
& + \frac{2R_{z,2r_1}^2}{\log \frac{r_1}{r_0}} \left(\frac{P_3(\log 2r_0)}{\sqrt{r_0}} - \frac{P_3(\log 2r_1)}{\sqrt{r_1}} - \left(\frac{P_2(\log 2r_0)}{\sqrt{r_0}} - \frac{P_2(\log 2r_1)}{\sqrt{r_1}} \right) \log 2r_0 \right) \\
& = 2 \left(R_{z,2r_0}^2 - \frac{\log 2r_0}{\log \frac{r_1}{r_0}} (R_{z,2r_1}^2 - R_{z,2r_0}^2) \right) \cdot \left(\frac{P_2(\log 2r_0)}{\sqrt{r_0}} - \frac{P_2(\log 2r_1)}{\sqrt{r_1}} \right) \\
& + 2 \frac{R_{z,2r_1}^2 - R_{z,2r_0}^2}{\log \frac{r_1}{r_0}} \left(\frac{P_3(\log 2r_0)}{\sqrt{r_0}} - \frac{P_3(\log 2r_1)}{\sqrt{r_1}} \right) \\
& = 2R_{z,2r_0}^2 \cdot \left(\frac{P_2(\log 2r_0)}{\sqrt{r_0}} - \frac{P_2(\log 2r_1)}{\sqrt{r_1}} \right) \\
& + 2 \frac{R_{z,2r_1}^2 - R_{z,2r_0}^2}{\log \frac{r_1}{r_0}} \left(\frac{P_2^-(\log 2r_0)}{\sqrt{r_0}} - \frac{P_3(\log 2r_1) - (\log 2r_0)P_2(\log 2r_1)}{\sqrt{r_1}} \right), \tag{13.32}
\end{aligned}$$

where $P_2(t)$ and $P_3(t)$ are as in (13.23), and $P_2^-(t) = P_3(t) - tP_2(t) = 2t^2 + 16t + 48$.

Putting all terms together, we conclude that

$$\int_{r_0}^{r_1} \frac{g(r)}{r} dr \leq f_0(r_0, y) + f_1(r_0) + f_2(r_0, y), \tag{13.33}$$

where

$$\begin{aligned}
f_0(r_0, y) &= \left((1 - c_\varphi) \sqrt{I_{0,r_0,r_1,y}} + c_\varphi \sqrt{I_{0,r_0,r_1,\frac{2y}{\log y}}} \right) \sqrt{\frac{2}{\sqrt{r_0}}} I_{1,r_0} \\
f_1(r_0) &= \frac{\sqrt{F(\log r_0)}}{\sqrt{2r_0}} \left(1 + \frac{e^\gamma}{F(\log r_0) \log r_0} \right) + \frac{5}{\sqrt{2r_0}} \\
&+ \frac{1}{r_0} \left(\left(\frac{13}{4} \log er_0 + 11.07 \right) J_{r_0} + 13.66 \log er_0 + 37.55 \right) \\
f_2(r_0, y) &= 3.36 \frac{((\log y)/2)^{1/6}}{y^{1/6}} \log \frac{r_1}{r_0}, \tag{13.34}
\end{aligned}$$

where $F(t) = e^\gamma \log t + c_\gamma$, $c_\gamma = 1.025742$, $y = x/\varkappa$ (as usual),

$$\begin{aligned}
 I_{0,r_0,r_1,z} &= R_{z,2r_0}^2 \cdot \left(\frac{P_2(\log 2r_0)}{\sqrt{r_0}} - \frac{P_2(\log 2r_1)}{\sqrt{r_1}} \right) \\
 &\quad + \frac{R_{z,2r_1}^2 - R_{z,2r_0}^2}{\log \frac{r_1}{r_0}} \left(\frac{P_2^-(\log 2r_0)}{\sqrt{r_0}} - \frac{P_3(\log 2r_1) - (\log 2r_0)P_2(\log 2r_1)}{\sqrt{r_1}} \right) \\
 J_r &= F(\log r) + \frac{e^\gamma}{\log r}, \quad I_{1,r} = F(\log r) + \frac{2e^\gamma}{\log r}, \quad c_\varphi = \frac{C_{\varphi,2,\frac{\log y}{2}}/|\varphi|_1}{\log \frac{\log y}{2}}
 \end{aligned} \tag{13.35}$$

and $C_{\varphi,2,K}$ is as in (11.20).

Let us recapitulate briefly. The term $f_2(r_0, y)$ in (13.34) comes from the term $3.36x^{-1/16}$ in (11.12). The term $f_1(r_0, y)$ includes all other terms in (11.12), except for $R_{x,2r} \log 2r \sqrt{F(r)}/(\sqrt{2r})$. The contribution of that last term is (13.28), divided by $\sqrt{2}$. That, in turn, is at most (13.29), divided by $\sqrt{2}$. The first integral in (13.29) was bounded in (13.32); the second integral was bounded in (13.27).

Chapter 14

Conclusion

We now need to gather all results, using the smoothing functions

$$\eta_* = (\eta_2 *_M \varphi)(\varkappa t),$$

where $\varphi(t) = t^2 e^{-t^2/2}$, $\eta_2 = \eta_1 *_M \eta_1$ and $\eta_1 = 2 \cdot I_{[-1/2, 1/2]}$, and

$$\eta_+ = h_{200}(t) t e^{-t^2/2},$$

where

$$h_H(t) = \int_0^\infty h(ty^{-1}) F_H(y) \frac{dy}{y},$$

$$h(t) = \begin{cases} t^2(2-t)^3 e^{t-1/2} & \text{if } t \in [0, 2], \\ 0 & \text{otherwise,} \end{cases} \quad F_H(t) = \frac{\sin(H \log y)}{\pi \log y}.$$

We studied η_* and η_+ in Part II. We saw η_* in Thm. 13.2.1 (which actually works for general $\varphi : [0, \infty) \rightarrow [0, \infty)$, as its statement says). We will set κ soon.

We fix a value for r , namely, $r = 150000$. Our results will have to be valid for any $x \geq x_+$, where x_+ is fixed. We set $x_+ = 4.9 \cdot 10^{26}$, since we want a result valid for $N \geq 10^{27}$, and, as was discussed in (11.1), we will work with x_+ slightly smaller than $N/2$.

14.1 The ℓ_2 norm over the major arcs: explicit version

We apply Lemma 10.3.1 with $\eta = \eta_+$ and η_\circ as in (11.3). Let us first work out the error terms defined in (10.27). Recall that $\delta_0 = 8$. By Thm. 7.1.4,

$$\begin{aligned} ET_{\eta_+, \delta_0 r/2} &= \max_{|\delta| \leq \delta_0 r/2} |\text{err}_{\eta, \chi_T}(\delta, x)| \\ &= 4.772 \cdot 10^{-11} + \frac{251400}{\sqrt{x_+}} \leq 1.1405 \cdot 10^{-8}, \end{aligned} \tag{14.1}$$

$$\begin{aligned}
E_{\eta_+, r, \delta_0} &= \max_{\substack{\chi \bmod q \\ q \leq r \cdot \gcd(q, 2) \\ |\delta| \leq \gcd(q, 2) \delta_0 r / 2q}} \sqrt{q^*} |\text{err}_{\eta_+, \chi^*}(\delta, x)| \\
&\leq 1.3482 \cdot 10^{-14} \sqrt{3000000} + \frac{1.617 \cdot 10^{-10}}{\sqrt{2}} + \frac{1}{\sqrt{x_+}} \left(499900 + 52 \sqrt{3000000} \right) \\
&\leq 2.3992 \cdot 10^{-8},
\end{aligned} \tag{14.2}$$

where, in the latter case, we are using the fact that a stronger bound for $q = 1$ (namely, (14.1)) allows us to assume $q \geq 2$.

We also need to bound a few norms: by the estimates in §A.3 and §A.5 (applied with $H = 200$),

$$\begin{aligned}
|\eta_+|_1 &\leq 1.062319, \quad |\eta_+|_2 \leq 0.800129 + \frac{274.8569}{200^{7/2}} \leq 0.800132 \\
|\eta_+|_\infty &\leq 1 + 2.06440727 \cdot \frac{1 + \frac{4}{\pi} \log H}{H} \leq 1.079955.
\end{aligned} \tag{14.3}$$

By (10.12) and (14.1),

$$\begin{aligned}
|S_{\eta_+}(0, x)| &= |\widehat{\eta_+}(0) \cdot x + O^*(\text{err}_{\eta_+, \chi_T}(0, x)) \cdot x| \\
&\leq (|\eta_+|_1 + ET_{\eta_+, \delta_0 r/2})x \leq 1.063x.
\end{aligned}$$

This is far from optimal, but it will do, since all we wish to do with this is to bound the tiny error term $K_{r,2}$ in (10.27):

$$\begin{aligned}
K_{r,2} &= (1 + \sqrt{3000000})(\log x)^2 \cdot 1.079955 \\
&\quad \cdot (2 \cdot 1.06232 + (1 + \sqrt{3000000})(\log x)^2 1.079955/x) \\
&\leq 1259.06(\log x)^2 \leq 9.71 \cdot 10^{-21}x
\end{aligned}$$

for $x \geq x_+$. By (14.1), we also have

$$5.19\delta_0 r \left(ET_{\eta_+, \frac{\delta_0 r}{2}} \cdot \left(|\eta_+|_1 + \frac{ET_{\eta_+, \frac{\delta_0 r}{2}}}{2} \right) \right) \leq 0.075272$$

and

$$\delta_0 r (\log 2e^2 r) \left(E_{\eta_+, r, \delta_0}^2 + K_{r,2}/x \right) \leq 1.00393 \cdot 10^{-8}.$$

By (A.23) and (A.26),

$$0.8001287 \leq |\eta_\circ|_2 \leq 0.8001288 \tag{14.4}$$

and

$$|\eta_+ - \eta_\circ|_2 \leq \frac{274.856893}{H^{7/2}} \leq 2.42942 \cdot 10^{-6}. \tag{14.5}$$

We bound $|\eta_\circ^{(3)}|_1$ using the fact that (as we can tell by taking derivatives) $\eta_\circ^{(2)}(t)$ increases from 0 at $t = 0$ to a maximum within $[0, 1/2]$, and then decreases to $\eta_\circ^{(2)}(1) =$

−7, only to increase to a maximum within $[3/2, 2]$ (equal to the maximum attained within $[0, 1/2]$) and then decrease to 0 at $t = 2$:

$$\begin{aligned} |\eta_{\circ}^{(3)}|_1 &= 2 \max_{t \in [0, 1/2]} \eta_{\circ}^{(2)}(t) - 2\eta_{\circ}^{(2)}(1) + 2 \max_{t \in [3/2, 2]} \eta_{\circ}^{(2)}(t) \\ &= 4 \max_{t \in [0, 1/2]} \eta_{\circ}^{(2)}(t) + 14 \leq 4 \cdot 4.6255653 + 14 \leq 32.5023, \end{aligned} \quad (14.6)$$

where we compute the maximum by the bisection method with 30 iterations (using interval arithmetic, as always).

We evaluate explicitly

$$\sum_{\substack{q \leq r \\ q \text{ odd}}} \frac{\mu^2(q)}{\phi(q)} = 6.798779 \dots,$$

using, yet again, interval arithmetic.

Looking at (10.29) and (10.28), we conclude that

$$\begin{aligned} L_{r, \delta_0} &\leq 2 \cdot 6.798779 \cdot 0.800132^2 \leq 8.70531, \\ L_{r, \delta_0} &\geq 2 \cdot 6.798779 \cdot 0.8001287^2 - ((\log r + 1.7) \cdot (3.888 \cdot 10^{-6} + 5.91 \cdot 10^{-12})) \\ &\quad - (1.342 \cdot 10^{-5}) \cdot \left(0.64787 + \frac{\log r}{4r} + \frac{0.425}{r} \right) \geq 8.70517. \end{aligned}$$

Lemma 10.3.1 thus gives us that

$$\begin{aligned} \int_{\mathfrak{M}_{8, r_0}} |S_{\eta_+}(\alpha, x)|^2 d\alpha &= (8.70524 + O^*(0.00007))x + O^*(0.075273)x \\ &= (8.7052 + O^*(0.0754))x \leq 8.7806x. \end{aligned} \quad (14.7)$$

14.2 The total major-arc contribution

First of all, we must bound from below

$$C_0 = \prod_{p|N} \left(1 - \frac{1}{(p-1)^2} \right) \cdot \prod_{p \nmid N} \left(1 + \frac{1}{(p-1)^3} \right). \quad (14.8)$$

The only prime that we know does not divide N is 2. Thus, we use the bound

$$C_0 \geq 2 \prod_{p>2} \left(1 - \frac{1}{(p-1)^2} \right) \geq 1.3203236. \quad (14.9)$$

The other main constant is C_{η_{\circ}, η_*} , which we defined in (10.37) and already started to estimate in (11.6):

$$C_{\eta_{\circ}, \eta_*} = |\eta_{\circ}|_2^2 \int_0^{\frac{N}{x}} \eta_*(\rho) d\rho + 2.71 |\eta'_{\circ}|_2^2 \cdot O^* \left(\int_0^{\frac{N}{x}} ((2 - N/x) + \rho)^2 \eta_*(\rho) d\rho \right) \quad (14.10)$$

provided that $N \geq 2x$. Recall that $\eta_* = (\eta_2 * \varphi)(\varkappa t)$, where $\varphi(t) = t^2 e^{-t^2/2}$. Therefore,

$$\begin{aligned} \int_0^{N/x} \eta_*(\rho) d\rho &= \int_0^{N/x} (\eta_2 * \varphi)(\varkappa \rho) d\rho = \int_{1/4}^1 \eta_2(w) \int_0^{N/x} \varphi\left(\frac{\varkappa \rho}{w}\right) d\rho \frac{dw}{w} \\ &= \frac{|\eta_2|_1 |\varphi|_1}{\varkappa} - \frac{1}{\varkappa} \int_{1/4}^1 \eta_2(w) \int_{\varkappa N/xw}^\infty \varphi(\rho) d\rho dw. \end{aligned}$$

By integration by parts and [AS64, (7.1.13)],

$$\int_y^\infty \varphi(\rho) d\rho = y e^{-y^2/2} + \sqrt{2} \int_{y/\sqrt{2}}^\infty e^{-t^2} dt < \left(y + \frac{1}{y}\right) e^{-y^2/2}.$$

Hence

$$\int_{\varkappa N/xw}^\infty \varphi(\rho) d\rho \leq \int_{2\varkappa}^\infty \varphi(\rho) d\rho < \left(2\varkappa + \frac{1}{2\varkappa}\right) e^{-2\varkappa^2}$$

and so, since $|\eta_2|_1 = 1$,

$$\begin{aligned} \int_0^{N/x} \eta_*(\rho) d\rho &\geq \frac{|\varphi|_1}{\varkappa} - \int_{1/4}^1 \eta_2(w) dw \cdot \left(2 + \frac{1}{2\varkappa^2}\right) e^{-2\varkappa^2} \\ &\geq \frac{|\varphi|_1}{\varkappa} - \left(2 + \frac{1}{2\varkappa^2}\right) e^{-2\varkappa^2}. \end{aligned} \tag{14.11}$$

Let us now focus on the second integral in (14.10). Write $N/x = 2 + c_1/\varkappa$. Then the integral equals

$$\begin{aligned} \int_0^{2+c_1/\varkappa} (-c_1/\varkappa + \rho)^2 \eta_*(\rho) d\rho &\leq \frac{1}{\varkappa^3} \int_0^\infty (u - c_1)^2 (\eta_2 * \varphi)(u) du \\ &= \frac{1}{\varkappa^3} \int_{1/4}^1 \eta_2(w) \int_0^\infty (vw - c_1)^2 \varphi(v) dv dw \\ &= \frac{1}{\varkappa^3} \int_{1/4}^1 \eta_2(w) \left(3\sqrt{\frac{\pi}{2}} w^2 - 2 \cdot 2c_1 w + c_1^2 \sqrt{\frac{\pi}{2}}\right) dw \\ &= \frac{1}{\varkappa^3} \left(\frac{49}{48} \sqrt{\frac{\pi}{2}} - \frac{9}{4} c_1 + \sqrt{\frac{\pi}{2}} c_1^2\right). \end{aligned}$$

It is thus best to choose $c_1 = (9/4)/\sqrt{2\pi} = 0.89762\dots$

We must now estimate $|\eta'_\circ|_2^2$. We could do this directly by rigorous numerical integration, but we might as well do it the hard way (which is actually rather easy). By the definition (11.3) of η_\circ ,

$$|\eta'_\circ(x+1)|^2 = (x^{14} - 18x^{12} + 111x^{10} - 284x^8 + 351x^6 - 210x^4 + 49x^2) e^{-x^2} \tag{14.12}$$

for $x \in [-1, 1]$, and $\eta'_\circ(x+1) = 0$ for $x \notin [-1, 1]$. Now, for any even integer $k > 0$,

$$\int_{-1}^1 x^k e^{-x^2} dx = 2 \int_0^1 x^k e^{-x^2} dx = \gamma\left(\frac{k+1}{2}, 1\right),$$

where $\gamma(a, r) = \int_0^r e^{-t} t^{a-1} dt$ is the incomplete gamma function. (We substitute $t = x^2$ in the integral.) By [AS64, (6.5.16), (6.5.22)], $\gamma(a+1, 1) = a\gamma(a, 1) - 1/e$ for all $a > 0$, and $\gamma(1/2, 1) = \sqrt{\pi} \operatorname{erf}(1)$, where

$$\operatorname{erf}(z) = \frac{2}{\sqrt{\pi}} \int_0^1 e^{-t^2} dt.$$

Thus, starting from (14.12), we see that

$$\begin{aligned} |\eta'_o|_2^2 &= \gamma\left(\frac{15}{2}, 1\right) - 18 \cdot \gamma\left(\frac{13}{2}, 1\right) + 111 \cdot \gamma\left(\frac{11}{2}, 1\right) \\ &\quad - 284 \cdot \gamma\left(\frac{9}{2}, 1\right) + 351 \cdot \gamma\left(\frac{7}{2}, 1\right) - 210 \cdot \gamma\left(\frac{5}{2}, 1\right) + 49 \cdot \gamma\left(\frac{3}{2}, 1\right) \\ &= \frac{9151}{128} \sqrt{\pi} \operatorname{erf}(1) - \frac{18101}{64e} = 2.7375292 \dots \end{aligned} \quad (14.13)$$

We thus obtain

$$\begin{aligned} 2.71 |\eta'_o|_2^2 \cdot \int_0^{\frac{N}{x}} ((2 - N/x) + \rho)^2 \eta_*(\rho) d\rho \\ \leq 7.4188 \cdot \frac{1}{\varkappa^3} \left(\frac{49}{48} \sqrt{\frac{\pi}{2}} - \frac{(9/4)^2}{2\sqrt{2\pi}} \right) \leq \frac{2.0002}{\varkappa^3}. \end{aligned}$$

We conclude that

$$C_{\eta_o, \eta_*} \geq \frac{1}{\varkappa} |\varphi|_1 |\eta_o|_2^2 - |\eta_o|_2^2 \left(2 + \frac{1}{2\varkappa^2} \right) e^{-2\varkappa^2} - \frac{2.0002}{\varkappa^3}.$$

Setting

$$\varkappa = 49$$

and using (14.4), we obtain

$$C_{\eta_o, \eta_*} \geq \frac{1}{\varkappa} (|\varphi|_1 |\eta_o|_2^2 - 0.000834). \quad (14.14)$$

Here it is useful to note that $|\varphi|_1 = \sqrt{\pi/2}$, and so, by (14.4), $|\varphi|_1 |\eta_o|_2^2 = 0.80237 \dots$

We have finally chosen x in terms of N :

$$x = \frac{N}{2 + \frac{c_1}{\varkappa}} = \frac{N}{2 + \frac{9/4}{\sqrt{2\pi}} \frac{1}{49}} = 0.495461 \dots \cdot N. \quad (14.15)$$

Thus, we see that, since we are assuming $N \geq 10^{27}$, we in fact have $x \geq 4.95461 \dots \cdot 10^{26}$, and so, in particular,

$$x \geq 4.9 \cdot 10^{26}, \quad \frac{x}{\varkappa} \geq 10^{25}. \quad (14.16)$$

Let us continue with our determination of the major-arcs total. We should compute the quantities in (10.38). We already have bounds for E_{η_+, r, δ_0} , A_{η_+} (see (14.7)), L_{η, r, δ_0} and $K_{r, 2}$. By Corollary 7.1.3, we have

$$\begin{aligned} E_{\eta_+, r, 8} &\leq \max_{\substack{\chi \bmod q \\ q \leq r \cdot \gcd(q, 2) \\ |\delta| \leq \gcd(q, 2) \delta_0 r / 2q}} \sqrt{q^*} |\text{err}_{\eta_*, \chi^*}(\delta, x)| \\ &\leq \frac{1}{\varkappa} \left(2.485 \cdot 10^{-19} + \frac{1}{\sqrt{10^{25}}} \left(381500 + 76\sqrt{300000} \right) \right) \\ &\leq \frac{1.33805 \cdot 10^{-8}}{\varkappa}, \end{aligned} \quad (14.17)$$

where the factor of \varkappa comes from the scaling in $\eta_*(t) = (\eta_2 *_M \varphi)(\varkappa t)$ (which in effect divides x by \varkappa). It remains only to bound the more harmless terms of type $Z_{\eta, 2}$ and LS_{η} .

Clearly, $Z_{\eta_+^2, 2} \leq (1/x) \sum_n \Lambda(n)(\log n) \eta_+^2(n/x)$. Now, by Prop. 7.1.5,

$$\begin{aligned} &\sum_{n=1}^{\infty} \Lambda(n)(\log n) \eta^2(n/x) \\ &= \left(0.640206 + O^* \left(2 \cdot 10^{-6} + \frac{366.91}{\sqrt{x}} \right) \right) x \log x - 0.021095x \\ &\leq (0.640206 + O^*(3 \cdot 10^{-6})) x \log x - 0.021095x. \end{aligned} \quad (14.18)$$

Thus,

$$Z_{\eta_+^2, 2} \leq 0.640209 \log x. \quad (14.19)$$

We will proceed a little more crudely for $Z_{\eta_*^2, 2}$:

$$\begin{aligned} Z_{\eta_*^2, 2} &= \frac{1}{x} \sum_n \Lambda^2(n) \eta_*^2(n/x) \leq \frac{1}{x} \sum_n \Lambda(n) \eta_*(n/x) \cdot (\eta_*(n/x) \log n) \\ &\leq (|\eta_*|_1 + |\text{err}_{\eta_*, \chi_T}(0, x)|) \cdot (|\eta_*(t) \cdot \log^+(\varkappa t)|_{\infty} + |\eta_*|_{\infty} \log(x/\varkappa)), \end{aligned} \quad (14.20)$$

where $\log^+(t) := \max(0, \log t)$. It is easy to see that

$$|\eta_*|_{\infty} = |\eta_2 *_M \varphi|_{\infty} \leq \left| \frac{\eta_2(t)}{t} \right|_1 |\varphi|_{\infty} \leq 4(\log 2)^2 \cdot \frac{2}{e} \leq 1.414, \quad (14.21)$$

and, since \log^+ is non-decreasing and η_2 is supported on a subset of $[0, 1]$,

$$\begin{aligned} |\eta_*(t) \cdot \log^+(\varkappa t)|_{\infty} &= |(\eta_2 *_M \varphi) \cdot \log^+|_{\infty} \leq |\eta_2 *_M (\varphi \cdot \log^+)|_{\infty} \\ &\leq \left| \frac{\eta_2(t)}{t} \right|_1 \cdot |\varphi \cdot \log^+|_{\infty} \leq 1.921813 \cdot 0.381157 \leq 0.732513 \end{aligned}$$

where we bound $|\varphi \cdot \log^+|_{\infty}$ by the bisection method with 25 iterations. We already know that

$$|\eta_*|_1 = \frac{|\eta_2|_1 |\varphi|_1}{\varkappa} = \frac{|\varphi|_1}{\varkappa} = \frac{\sqrt{\pi/2}}{\varkappa}. \quad (14.22)$$

By Cor. 7.1.3,

$$|\text{err}_{\eta_*, \chi_T}(0, x)| \leq 2.485 \cdot 10^{-19} + \frac{1}{\sqrt{10^{25}}} (381500 + 76) \leq 1.20665 \cdot 10^{-7}.$$

We conclude that

$$Z_{\eta_*, 2} \leq (\sqrt{\pi/2}/49 + 1.20665 \cdot 10^{-7})(0.732513 + 1.414 \log(x/49)) \leq 0.0362 \log x. \quad (14.23)$$

We have bounds for $|\eta_*|_\infty$ and $|\eta_+|_\infty$. We can also bound

$$|\eta_* \cdot t|_\infty = \frac{|(\eta_2 *_M \varphi) \cdot t|_\infty}{\kappa} \leq \frac{|\eta_2|_1 \cdot |\varphi \cdot t|_\infty}{\kappa} \leq \frac{3^{3/2} e^{-3/2}}{\kappa}.$$

We quote the estimate

$$|\eta_+ \cdot t|_\infty = 1.064735 + 3.25312 \cdot (1 + (4/\pi) \log 200)/200 \leq 1.19073 \quad (14.24)$$

from (A.42).

We can now bound $LS_\eta(x, r)$ for $\eta = \eta_*, \eta_+$:

$$\begin{aligned} LS_\eta(x, r) &= \log r \cdot \max_{p \leq r} \sum_{\alpha \geq 1} \eta \left(\frac{p^\alpha}{x} \right) \\ &\leq (\log r) \cdot \max_{p \leq r} \left(\frac{\log x}{\log p} |\eta|_\infty + \sum_{\substack{\alpha \geq 1 \\ p^\alpha \geq x}} \frac{|\eta \cdot t|_\infty}{p^\alpha / x} \right) \\ &\leq (\log r) \cdot \max_{p \leq r} \left(\frac{\log x}{\log p} |\eta|_\infty + \frac{|\eta \cdot t|_\infty}{1 - 1/p} \right) \\ &\leq \frac{(\log r)(\log x)}{\log 2} |\eta|_\infty + 2(\log r) |\eta \cdot t|_\infty, \end{aligned}$$

and so

$$LS_{\eta_*} \leq \left(\frac{1.414}{\log 2} \log x + 2 \cdot \frac{(3/e)^{3/2}}{49} \right) \log r \leq 24.32 \log x + 0.57, \quad (14.25)$$

$$LS_{\eta_+} \leq \left(\frac{1.07996}{\log 2} \log x + 2 \cdot 1.19073 \right) \log r \leq 18.57 \log x + 28.39,$$

where we are using the bound on $|\eta_+|_\infty$ in (14.3)

We can now start to put together all terms in (10.36). Let $\epsilon_0 = |\eta_+ - \eta_\circ|_2 / |\eta_\circ|_2$. Then, by (14.5),

$$\epsilon_0 |\eta_\circ|_2 = |\eta_+ - \eta_\circ|_2 \leq 2.42942 \cdot 10^{-6}.$$

Thus,

$$2.82643 |\eta_\circ|_2^2 (2 + \epsilon_0) \cdot \epsilon_0 + \frac{4.31004 |\eta_\circ|_2^2 + 0.0012 \frac{|\eta_\circ^{(3)}|_1^2}{\delta_0^3}}{r}$$

is at most

$$2.82643 \cdot 2.42942 \cdot 10^{-6} \cdot (2 \cdot 0.80013 + 2.42942 \cdot 10^{-6}) \\ + \frac{4.3101 \cdot 0.80013^2 + 0.0012 \cdot \frac{32.503^2}{8^5}}{150000} \leq 2.9387 \cdot 10^{-5}$$

by (14.4), (14.6), and (14.22).

Since $\eta_* = (\eta_2 *_M \varphi)(\varkappa x)$ and η_2 is supported on $[1/4, 1]$,

$$\begin{aligned} |\eta_*|_2^2 &= \frac{|\eta_2 *_M \varphi|_2^2}{\varkappa} = \frac{1}{\varkappa} \int_0^\infty \left(\int_0^\infty \eta_2(t) \varphi\left(\frac{w}{t}\right) \frac{dw}{t} \right)^2 dt \\ &\leq \frac{1}{\varkappa} \int_0^\infty \left(1 - \frac{1}{4}\right) \int_0^\infty \eta_2^2(t) \varphi^2\left(\frac{w}{t}\right) \frac{dw}{t^2} dt \\ &= \frac{3}{4\varkappa} \int_0^\infty \frac{\eta_2^2(t)}{t} \left(\int_0^\infty \varphi^2\left(\frac{w}{t}\right) \frac{dw}{t} \right) dt \\ &= \frac{3}{4\varkappa} |\eta_2(t)/\sqrt{t}|_2^2 \cdot |\varphi|_2^2 = \frac{3}{4\varkappa} \cdot \frac{32}{3} (\log 2)^3 \cdot \frac{3}{8} \sqrt{\pi} \leq \frac{1.77082}{\varkappa}, \end{aligned}$$

where we go from the first to the second line by Cauchy-Schwarz.

Recalling the bounds on E_{η_*, r, δ_0} and E_{η_+, r, δ_0} we obtained in (14.2) and (14.17), we conclude that the second line of (10.36) is at most x^2 times

$$\begin{aligned} &\frac{1.33805 \cdot 10^{-8}}{\varkappa} \cdot 8.7806 + 2.3922 \cdot 10^{-8} \cdot 1.6812 \\ &\quad \cdot (\sqrt{8.7806} + 1.6812 \cdot 0.80014) \sqrt{\frac{1.77082}{\varkappa}} \leq \frac{1.7316 \cdot 10^{-6}}{\varkappa}, \end{aligned}$$

where we are using the bound $A_{\eta_+} \leq 8.7806$ we obtained in (14.7). (We are also using the bounds on norms in (14.3) and the value $\varkappa = 49$.)

By the bounds (14.19), (14.23) and (14.25), we see that the third line of (10.36) is at most

$$\begin{aligned} &2 \cdot (0.640209 \log x) \cdot (24.32 \log x + 0.57) \cdot x \\ &+ 4\sqrt{0.640209 \log x \cdot 0.0362 \log x} (18.57 \log x + 28.39)x \leq 43(\log x)^2 x, \end{aligned}$$

where we use the assumption $x \geq x_+ = 4.9 \cdot 10^{26}$ (though a much weaker assumption would suffice).

Using the assumption $x \geq x_+$ again, together with (14.22) and the bounds we have just proven, we conclude that, for $r = 150000$, the integral over the major arcs

$$\int_{\mathfrak{M}_{s,r}} S_{\eta_+}(\alpha, x)^2 S_{\eta_*}(\alpha, x) e(-N\alpha) d\alpha$$

is

$$\begin{aligned}
& C_0 \cdot C_{\eta_0, \eta_*} x^2 + O^* \left(2.9387 \cdot 10^{-5} \cdot \frac{\sqrt{\pi/2}}{\varkappa} x^2 + \frac{1.7316 \cdot 10^{-6}}{\varkappa} x^2 + 43(\log x)^2 x \right) \\
&= C_0 \cdot C_{\eta_0, \eta_*} x^2 + O^* \left(\frac{3.85628 \cdot 10^{-5} \cdot x^2}{\varkappa} \right) \\
&= C_0 \cdot C_{\eta_0, \eta_*} x^2 + O^*(7.86996 \cdot 10^{-7} x^2),
\end{aligned} \tag{14.26}$$

where C_0 and C_{η_0, η_*} are as in (10.37). Notice that $C_0 C_{\eta_0, \eta_*} x^2$ is the expected asymptotic for the integral over all of \mathbb{R}/\mathbb{Z} .

Moreover, by (14.9), (14.14) and (14.4), as well as $|\varphi|_1 = \sqrt{\pi/2}$,

$$\begin{aligned}
C_0 \cdot C_{\eta_0, \eta_*} &\geq 1.3203236 \left(\frac{|\varphi|_1 |\eta_\circ|_2^2}{\varkappa} - \frac{0.000834}{\varkappa} \right) \\
&\geq \frac{1.0594003}{\varkappa} - \frac{0.001102}{\varkappa} \geq \frac{1.058298}{49}.
\end{aligned}$$

Hence

$$\int_{\mathfrak{M}_{8,r}} S_{\eta_+}(\alpha, x)^2 S_{\eta_*}(\alpha, x) e(-N\alpha) d\alpha \geq \frac{1.058259}{\varkappa} x^2, \tag{14.27}$$

where, as usual, $\varkappa = 49$. This is our total major-arc bound.

14.3 The minor-arc total: explicit version

We need to estimate the quantities E, S, T, J, M in Theorem 13.2.1. Let us start by bounding the constants in (13.12). The constants $C_{\eta_+, j}$, $j = 0, 1, 2$, will appear only in the minor term E , and so crude bounds on them will do.

By (14.3) and (14.24),

$$\sup_{r \geq t} \eta_+(r) \leq \min \left(1.07996, \frac{1.19073}{t} \right)$$

for all $t \geq 0$. Thus,

$$\begin{aligned}
C_{\eta_+, 0} &= 0.7131 \int_0^\infty \frac{1}{\sqrt{t}} \left(\sup_{r \geq t} \eta_+(r) \right)^2 dt \\
&\leq 0.7131 \left(\int_0^1 \frac{1.07996^2}{\sqrt{t}} dt + \int_1^\infty \frac{1.19073^2}{t^{5/2}} dt \right) \leq 2.33744.
\end{aligned}$$

Similarly,

$$\begin{aligned}
C_{\eta_+, 1} &= 0.7131 \int_1^\infty \frac{\log t}{\sqrt{t}} \left(\sup_{r \geq t} \eta_+(r) \right)^2 dt \\
&\leq 0.7131 \int_1^\infty \frac{1.19073^2 \log t}{t^{5/2}} dt \leq 0.44937.
\end{aligned}$$

Immediately from (14.3),

$$C_{\eta_+,2} = 0.51942|\eta_+|_\infty^2 \leq 0.60581.$$

We get

$$\begin{aligned} E &\leq ((2.33744 + 0.60581) \log x + (2 \cdot 2.33744 + 0.44937)) \cdot x^{1/2} \\ &\leq (2.94325 \log x + 5.12426) \cdot x^{1/2} \leq 8.4029 \cdot 10^{-12} \cdot x, \end{aligned} \quad (14.28)$$

where E is defined as in (13.11), and where we are using the assumption $x \geq x_+ = 4.9 \cdot 10^{26}$. Using (14.17) and (14.22), we see that

$$S_{\eta_*}(0, x) = (|\eta_*|_1 + O^*(ET_{\eta_*,0}))x = \left(\sqrt{\pi/2} + O^*(1.33805 \cdot 10^{-8})\right) \frac{x}{\varkappa}.$$

Hence

$$S_{\eta_*}(0, x) \cdot E \leq 1.05315 \cdot 10^{-11} \cdot \frac{x^2}{\varkappa}. \quad (14.29)$$

We can bound

$$S \leq \sum_n \Lambda(n) (\log n) \eta_+^2(n/x) \leq 0.640209x \log x - 0.021095x \quad (14.30)$$

by (14.18). Let us now estimate T . Recall that $\varphi(t) = t^2 e^{-t^2/2}$. Since

$$\int_0^u \varphi(t) dt = \int_0^u t^2 e^{-t^2/2} dt \leq \int_0^u t^2 dt = \frac{u^3}{3},$$

we can bound

$$C_{\varphi,3} \left(\frac{1}{2} \log \frac{x}{\varkappa} \right) = \frac{1.04488}{\sqrt{\pi/2}} \int_0^{\frac{2}{\log x/\varkappa}} t^2 e^{-t^2/2} dt \leq \frac{0.2779}{((\log x/\varkappa)/2)^3}.$$

By (14.7), we already know that $J = (8.7052 + O^*(0.0754))x$. Hence

$$\begin{aligned} (\sqrt{J} - \sqrt{E})^2 &= (\sqrt{(8.7052 + O^*(0.0754))x} - \sqrt{8.4029 \cdot 10^{-12} \cdot x})^2 \\ &\geq 8.6297x, \end{aligned} \quad (14.31)$$

and so

$$\begin{aligned} T &= C_{\varphi,3} \left(\frac{1}{2} \log \frac{x}{\varkappa} \right) \cdot (S - (\sqrt{J} - \sqrt{E})^2) \\ &\leq \frac{8 \cdot 0.2779}{(\log x/\varkappa)^3} \cdot (0.640209x \log x - 0.021095x - 8.6297x) \\ &\leq 0.17792 \frac{8x \log x}{(\log x/\varkappa)^3} - 2.40405 \frac{8x}{(\log x/\varkappa)^3} \\ &\leq 1.42336 \frac{x}{(\log x/\varkappa)^2} - 13.69293 \frac{x}{(\log x/\varkappa)^3}. \end{aligned}$$

for $\varkappa = 49$. Since $x/\varkappa \geq 10^{25}$, this implies that

$$T \leq 3.5776 \cdot 10^{-4} \cdot x. \quad (14.32)$$

It remains to estimate M . Let us first look at $g(r_0)$; here $g = g_{x/\varkappa, \varphi}$, where $g_{y, \varphi}$ is defined as in (11.19) and $\phi(t) = t^2 e^{-t^2/2}$, as usual. Write $y = x/\varkappa$. We must estimate the constant $C_{\varphi, 2, K}$ defined in (11.21):

$$\begin{aligned} C_{\varphi, 2, K} &= - \int_{1/K}^1 \varphi(w) \log w \, dw \leq - \int_0^1 \varphi(w) \log w \, dw \\ &\leq - \int_0^1 w^2 e^{-w^2/2} \log w \, dw \leq 0.093426, \end{aligned}$$

where again we use VNODE-LP for rigorous numerical integration. Since $|\varphi|_1 = \sqrt{\pi/2}$ and $K = (\log y)/2$, this implies that

$$\frac{C_{\varphi, 2, K}/|\varphi|_1}{\log K} \leq \frac{0.07455}{\log \frac{\log y}{2}} \quad (14.33)$$

and so

$$R_{y, K, \varphi, t} = \frac{0.07455}{\log \frac{\log y}{2}} R_{y/K, t} + \left(1 - \frac{0.07455}{\log \frac{\log y}{2}}\right) R_{y, t}. \quad (14.34)$$

Let $t = 2r_0 = 300000$; we recall that $K = (\log y)/2$. Recall from (14.16) that $y = x/\varkappa \geq 10^{25}$; thus, $y/K \geq 3.47435 \cdot 10^{23}$ and $\log((\log y)/2) \geq 3.35976$. Going back to the definition of $R_{x, t}$ in (11.13), we see that

$$R_{y, 2r_0} \leq 0.27125 \log \left(1 + \frac{\log(8 \cdot 150000)}{2 \log \frac{9 \cdot (10^{25})^{1/3}}{2.004 \cdot 2 \cdot 150000}}\right) + 0.41415 \leq 0.58341, \quad (14.35)$$

$$R_{y/K, 2r_0} \leq 0.27125 \log \left(1 + \frac{\log(8 \cdot 150000)}{2 \log \frac{9 \cdot (3.47435 \cdot 10^{23})^{1/3}}{2.004 \cdot 2 \cdot 150000}}\right) + 0.41415 \leq 0.60295, \quad (14.36)$$

and so

$$R_{y, K, \varphi, 2r_0} \leq \frac{0.07455}{3.35976} 0.60295 + \left(1 - \frac{0.07455}{3.35976}\right) 0.58341 \leq 0.58385.$$

Using

$$F(r) = e^\gamma \log \log r + \frac{2.50637}{\log \log r} \leq 5.42506,$$

we see from (11.13) that

$$L_{2r_0} = 5.42506 \cdot \left(\frac{13}{4} \log 300000 + 7.82\right) + 13.66 \log 300000 + 37.55 \leq 474.608.$$

Going back to (11.19), we sum up and obtain that

$$\begin{aligned} g(r_0) &= \frac{(0.58385 \cdot \log 300000 + 0.5)\sqrt{5.42506} + 2.5}{\sqrt{2 \cdot 150000}} \\ &\quad + \frac{474.608}{150000} + 3.36 \left(\frac{\log y}{2y} \right)^{1/6} \\ &\leq 0.041568. \end{aligned}$$

Using again the bound $x \geq 4.9 \cdot 10^{26}$, we obtain

$$\begin{aligned} &\frac{\log(150000 + 1) + c^+}{\log \sqrt{x} + c^-} \cdot S - (\sqrt{J} - \sqrt{E})^2 \\ &\leq \frac{13.9716}{\frac{1}{2} \log x + 0.6394} \cdot (0.640209x \log x - 0.021095x) - 8.6297x \\ &\leq 17.8895x - \frac{11.7332x}{\frac{1}{2} \log x + 0.6394} - 8.6297x \\ &\leq (17.8895 - 8.6297)x \leq 9.2598x, \end{aligned}$$

where $c^+ = 2.0532$ and $c^- = 0.6394$. Therefore,

$$\begin{aligned} g(r_0) \cdot \left(\frac{\log(150000 + 1) + c^+}{\log \sqrt{x} + c^-} \cdot S - (\sqrt{J} - \sqrt{E})^2 \right) &\leq 0.041568 \cdot 9.2598x \\ &\leq 0.38492x. \end{aligned} \tag{14.37}$$

This is one of the main terms.

Let $r_1 = (3/8)y^{4/15}$, where, as usual, $y = x/\varkappa$ and $\varkappa = 49$. Then

$$\begin{aligned} R_{y, 2r_1} &= 0.27125 \log \left(1 + \frac{\log \left(8 \cdot \frac{3}{8} y^{4/15} \right)}{2 \log \frac{9y^{1/3}}{2.004 \cdot \frac{3}{4} y^{4/15}}} \right) + 0.41415 \\ &= 0.27125 \log \left(1 + \frac{\frac{4}{15} \log y + \log 3}{2 \left(\frac{1}{3} - \frac{4}{15} \right) \log y + 2 \log \frac{9}{2.004 \cdot \frac{3}{4}}} \right) + 0.41415 \tag{14.38} \\ &\leq 0.27125 \log \left(1 + \frac{\frac{4}{15}}{2 \left(\frac{1}{3} - \frac{4}{15} \right)} \right) + 0.41415 \leq 0.71215. \end{aligned}$$

Similarly, for $K = (\log y)/2$ (as usual),

$$\begin{aligned}
 R_{y/K, 2r_1} &= 0.27125 \log \left(1 + \frac{\log \left(8 \cdot \frac{3}{8} y^{4/15} \right)}{2 \log \frac{9(y/K)^{1/3}}{2.004 \cdot \frac{3}{4} y^{4/15}}} \right) + 0.41415 \\
 &= 0.27125 \log \left(1 + \frac{\frac{4}{15} \log y + \log 3}{\frac{2}{15} \log y - \frac{2}{3} \log \log y + 2 \log \frac{9 \cdot 2^{1/3}}{2.004 \cdot \frac{3}{4}}} \right) + 0.41415 \\
 &= 0.27125 \log \left(3 + \frac{\frac{4}{3} \log \log y - c}{\frac{2}{15} \log y - \frac{2}{3} \log \log y + 2 \log \frac{12 \cdot 2^{1/3}}{2.004}} \right) + 0.41415,
 \end{aligned} \tag{14.39}$$

where $c = 4 \log(12 \cdot 2^{1/3}/2.004) - \log 3$. Let

$$f(t) = \frac{\frac{4}{3} \log t - c}{\frac{2}{15} t - \frac{2}{3} \log t + 2 \log \frac{12 \cdot 2^{1/3}}{2.004}}.$$

The bisection method with 32 iterations shows that

$$f(t) \leq 0.019562618 \tag{14.40}$$

for $180 \leq t \leq 30000$; since $f(t) < 0$ for $0 < t < 180$ (by $(4/3) \log t - c < 0$) and since, by $c > 20/3$, we have $f(t) < (5/2)(\log t)/t$ as soon as $t > (\log t)^2$ (and so, in particular, for $t > 30000$), we see that (14.40) is valid for all $t > 0$. Therefore,

$$R_{y/K, 2r_1} \leq 0.71392, \tag{14.41}$$

and so, by (14.34), we conclude that

$$R_{y, K, \varphi, 2r_1} \leq \frac{0.07455}{3.35976} \cdot 0.71392 + \left(1 - \frac{0.07455}{3.35976} \right) \cdot 0.71215 \leq 0.71219.$$

Since $r_1 = (3/8)y^{4/15}$ and $F(r)$ is increasing for $r \geq 27$, we know that

$$\begin{aligned}
 F(r_1) &\leq F(y^{4/15}) = e^\gamma \log \log y^{4/15} + \frac{2.50637}{\log \log y^{4/15}} \\
 &= e^\gamma \log \log y + \frac{2.50637}{\log \log y - \log \frac{15}{4}} - e^\gamma \log \frac{15}{4} \leq e^\gamma \log \log y - 1.43644
 \end{aligned} \tag{14.42}$$

for $y \geq 10^{25}$. Hence, (11.13) gives us that

$$\begin{aligned}
 L_{2r_1} &\leq (e^\gamma \log \log y - 1.43644) \left(\frac{13}{4} \log \frac{3}{4} y^{\frac{4}{15}} + 7.82 \right) + 13.66 \log \frac{3}{4} y^{\frac{4}{15}} + 37.55 \\
 &\leq \frac{13}{15} e^\gamma \log y \log \log y + 2.39776 \log y + 12.2628 \log \log y + 23.7304 \\
 &\leq (2.13522 \log y + 18.118) \log \log y.
 \end{aligned}$$

Moreover, again by (14.42),

$$\sqrt{F(r_1)} \leq \sqrt{e^\gamma \log \log y} - \frac{1.43644}{2\sqrt{e^\gamma \log \log y}}$$

and so, by $y \geq 10^{25}$,

$$\begin{aligned} & (0.71219 \log \frac{3}{4} y^{\frac{4}{15}} + 0.5) \sqrt{F(r_1)} \\ & \leq (0.18992 \log y + 0.29512) \left(\sqrt{e^\gamma \log \log y} - \frac{1.43644}{2\sqrt{e^\gamma \log \log y}} \right) \\ & \leq 0.19505 \sqrt{e^\gamma \log \log y} - \frac{0.19505 \cdot 1.43644 \log y}{2\sqrt{e^\gamma \log \log y}} \\ & \leq 0.26031 \log y \sqrt{\log \log y} - 3.00147. \end{aligned}$$

Therefore, by (11.19),

$$\begin{aligned} g_{y,\varphi}(r_1) & \leq \frac{0.26031 \log y \sqrt{\log \log y} + 2.5 - 3.00147}{\sqrt{\frac{3}{4} y^{\frac{4}{15}}}} \\ & \quad + \frac{(2.13522 \log y + 18.118) \log \log y}{\frac{3}{8} y^{\frac{4}{15}}} + \frac{3.36((\log y)/2)^{1/6}}{y^{1/6}} \\ & \leq \frac{0.30059 \log y \sqrt{\log \log y}}{y^{\frac{2}{15}}} + \frac{5.69392 \log y \log \log y}{y^{\frac{4}{15}}} \\ & \quad - \frac{0.57904}{y^{\frac{2}{15}}} + \frac{48.3147 \log \log y}{y^{\frac{4}{15}}} + \frac{2.994(\log y)^{1/6}}{y^{1/6}} \\ & \leq \frac{0.30059 \log y \sqrt{\log \log y}}{y^{\frac{2}{15}}} + \frac{5.69392 \log y \log \log y}{y^{\frac{4}{15}}} + \frac{1.30151(\log y)^{1/6}}{y^{1/6}} \\ & \leq \frac{0.30915 \log y \sqrt{\log \log y}}{y^{\frac{2}{15}}}, \end{aligned}$$

where we use $y \geq 10^{25}$ and verify that the functions $t \mapsto (\log t)^{1/6}/t^{1/6-2/15}$, $t \mapsto \sqrt{\log \log t}/t^{4/15-2/15}$ and $t \mapsto (\log \log t)/t^{4/15-2/15}$ are decreasing for $t \geq y$ (just by taking derivatives).

Since $\varkappa = 49$, one of the terms in (13.13) simplifies easily:

$$\frac{7}{15} + \frac{-2.14938 + \frac{8}{15} \log \varkappa}{\log x + 2c^-} \leq \frac{7}{15}.$$

By (14.30) and $y = x/\varkappa = x/49$, we conclude that

$$\begin{aligned} \frac{7}{15} g(r_1) S & \leq \frac{7}{15} \cdot \frac{0.30915 \log y \sqrt{\log \log y}}{y^{\frac{2}{15}}} \cdot (0.640209 \log x - 0.021095)x \\ & \leq \frac{0.14427 \log y \sqrt{\log \log y}}{y^{\frac{2}{15}}} (0.640209 \log y + 2.4705)x \leq 0.30517x, \end{aligned} \tag{14.43}$$

where we are using the fact that $y \mapsto (\log y)^2 \sqrt{\log \log y} / y^{2/15}$ is decreasing for $y \geq 10^{25}$ (because $y \mapsto (\log y)^{5/2} / y^{2/15}$ is decreasing for $y \geq e^{75/4}$ and $10^{25} > e^{75/4}$).

It remains only to bound

$$\frac{2S}{\log x + 2c^-} \int_{r_0}^{r_1} \frac{g(r)}{r} dr$$

in the expression (13.13) for M . We will use the bound on the integral given in (13.33). The easiest term to bound there is $f_1(r_0)$, defined in (13.34), since it depends only on r_0 : for $r_0 = 150000$,

$$f_1(r_0) = 0.0169073 \dots$$

It is also not hard to bound $f_2(r_0, x)$, also defined in (13.34):

$$\begin{aligned} f_2(r_0, y) &= 3.36 \frac{((\log y)/2)^{1/6}}{x^{1/6}} \log \frac{\frac{3}{8} y^{\frac{4}{15}}}{r_0} \\ &\leq 3.36 \frac{(\log y)^{1/6}}{(2y)^{1/6}} \left(\frac{4}{15} \log y + 0.05699 - \log r_0 \right), \end{aligned}$$

where we recall again that $x = \varkappa y = 49y$. Thus, since $r_0 = 150000$ and $y \geq 10^{25}$,

$$f_2(r_0, y) \leq 0.001399.$$

Let us now look at the terms $I_{1,r}$, c_φ in (13.35). We already saw in (14.33) that

$$c_\varphi = \frac{C_{\varphi,2}/|\varphi|_1}{\log K} \leq \frac{0.07455}{\log \frac{\log y}{2}} \leq 0.02219.$$

Since $F(t) = e^\gamma \log t + c_\gamma$ with $c_\gamma = 1.025742$,

$$I_{1,r_0} = F(\log r_0) + \frac{2e^\gamma}{\log r_0} = 5.73826 \dots \quad (14.44)$$

It thus remains only to estimate $I_{0,r_0,r_1,z}$ for $z = y$ and $z = y/K$, where $K = (\log y)/2$.

We will first give estimates for y large. Omitting negative terms from (13.35), we easily get the following general bound, crude but useful enough:

$$I_{0,r_0,r_1,z} \leq R_{z,2r_0}^2 \cdot \frac{P_2(\log 2r_0)}{\sqrt{r_0}} + \frac{R_{z,2r_1}^2 - 0.41415^2}{\log \frac{r_1}{r_0}} \frac{P_2^-(\log 2r_0)}{\sqrt{r_0}},$$

where $P_2(t) = t^2 + 4t + 8$ and $P_2^-(t) = 2t^2 + 16t + 48$. By (14.38) and (14.41),

$$R_{y,2r_1} \leq 0.71215, \quad R_{y/K,2r_1} \leq 0.71392$$

for $y \geq 10^{25}$. Assume now that $y \geq 10^{150}$. Then, since $r_0 = 150000$,

$$R_{y,r_0} \leq 0.27125 \log \left(1 + \frac{\log 4r_0}{2 \log \frac{9 \cdot (10^{150})^{1/3}}{2.004r_0}} \right) + 0.41415 \leq 0.43086,$$

and, similarly, $R_{y/K, r_0} \leq 0.43113$. Since

$$0.43086^2 \cdot \frac{P_2(\log 2r_0)}{\sqrt{r_0}} \leq 0.10426, \quad 0.43113^2 \cdot \frac{P_2(\log 2r_0)}{\sqrt{r_0}} \leq 0.10439,$$

we obtain that

$$\begin{aligned} (1 - c_\varphi) \sqrt{I_{0, r_0, r_1, y}} + c_\varphi \sqrt{I_{0, r_0, r_1, \frac{2y}{\log y}}} \\ \leq 0.97781 \cdot \sqrt{0.10426 + \frac{0.49214}{\frac{4}{15} \log y - \log 400000}} \\ + 0.02219 \sqrt{0.10439 + \frac{0.49584}{\frac{4}{15} \log y - \log 400000}} \leq 0.33239 \end{aligned} \quad (14.45)$$

for $y \geq 10^{150}$.

For y between 10^{25} and 10^{150} , we evaluate the left side of (14.45) directly, using the definition (13.35) of $I_{0, r_0, r_1, z}$ instead, as well as the bound

$$c_\varphi \leq \frac{0.07455}{\log \frac{\log y}{2}}$$

from (14.33). (It is clear from the second and third lines of (13.32) that $I_{0, r_0, r_1, z}$ is decreasing on z for r_0, r_1 fixed, and so the upper bound for c_φ does give the worst case.) The bisection method (applied to the interval $[25, 150]$ with 30 iterations, including 30 initial iterations) gives us that

$$(1 - c_\varphi) \sqrt{I_{0, r_0, r_1, y}} + c_\varphi \sqrt{I_{0, r_0, r_1, \frac{2y}{\log y}}} \leq 0.4153461 \quad (14.46)$$

for $10^{25} \leq y \leq 10^{140}$. By (14.45), (14.46) is also true for $y > 10^{150}$. Hence

$$f_0(r_0, y) \leq 0.4153461 \cdot \sqrt{\frac{2}{\sqrt{r_0}}} 5.73827 \leq 0.071498.$$

By (13.33), we conclude that

$$\int_{r_0}^{r_1} \frac{g(r)}{r} dr \leq 0.071498 + 0.016908 + 0.001399 \leq 0.089805.$$

By (14.30),

$$\frac{2S}{\log x + 2c^-} \leq \frac{2(0.640209x \log x - 0.021095x)}{\log x + 2c^-} \leq 2 \cdot 0.640209x = 1.280418x,$$

where we recall that $c^- = 0.6294 > 0$. Hence

$$\frac{2S}{\log x + 2c^-} \int_{r_0}^{r_1} \frac{g(r)}{r} dr \leq 0.114988x. \quad (14.47)$$

Putting (14.37), (14.43) and (14.47) together, we conclude that the quantity M defined in (13.13) is bounded by

$$M \leq 0.38492x + 0.30517x + 0.114988x \leq 0.80508x. \quad (14.48)$$

Gathering the terms from (14.29), (14.32) and (14.48), we see that Theorem 13.2.1 states that the minor-arc total

$$Z_{r_0} = \int_{(\mathbb{R}/\mathbb{Z}) \setminus \mathfrak{M}_{8,r_0}} |S_{\eta_*}(\alpha, x)| |S_{\eta_+}(\alpha, x)|^2 d\alpha$$

is bounded by

$$\begin{aligned} Z_{r_0} &\leq \left(\sqrt{\frac{|\varphi|_1 x}{\varkappa}} (M + T) + \sqrt{S_{\eta_*}(0, x) \cdot E} \right)^2 \\ &\leq \left(\sqrt{|\varphi|_1 (0.80508 + 3.5776 \cdot 10^{-4})} \frac{x}{\sqrt{\varkappa}} + \sqrt{1.0532 \cdot 10^{-11}} \frac{x}{\sqrt{\varkappa}} \right)^2 \quad (14.49) \\ &\leq 1.00948 \frac{x^2}{\varkappa} \end{aligned}$$

for $r_0 = 150000$, $x \geq 4.9 \cdot 10^{26}$, where we use yet again the fact that $|\varphi|_1 = \sqrt{\pi/2}$. This is our total minor-arc bound.

14.4 Conclusion: proof of main theorem

As we have known from the start,

$$\begin{aligned} \sum_{n_1+n_2+n_3=N} \Lambda(n_1)\Lambda(n_2)\Lambda(n_3)\eta_+(n_1)\eta_+(n_2)\eta_*(n_3) \\ = \int_{\mathbb{R}/\mathbb{Z}} S_{\eta_+}(\alpha, x)^2 S_{\eta_*}(\alpha, x) e(-N\alpha) d\alpha. \end{aligned} \quad (14.50)$$

We have just shown that, assuming $N \geq 10^{27}$, N odd,

$$\begin{aligned} \int_{\mathbb{R}/\mathbb{Z}} S_{\eta_+}(\alpha, x)^2 S_{\eta_*}(\alpha, x) e(-N\alpha) d\alpha \\ = \int_{\mathfrak{M}_{8,r_0}} S_{\eta_+}(\alpha, x)^2 S_{\eta_*}(\alpha, x) e(-N\alpha) d\alpha \\ + O^* \left(\int_{(\mathbb{R}/\mathbb{Z}) \setminus \mathfrak{M}_{8,r_0}} |S_{\eta_+}(\alpha, x)|^2 |S_{\eta_*}(\alpha, x)| d\alpha \right) \\ \geq 1.058259 \frac{x^2}{\varkappa} + O^* \left(1.00948 \frac{x^2}{\varkappa} \right) \geq 0.04877 \frac{x^2}{\varkappa} \end{aligned}$$

for $r_0 = 150000$, where $x = N/(2 + 9/(196\sqrt{2\pi}))$, as in (14.15). (We are using (14.27) and (14.49).) Recall that $\varkappa = 49$ and $\eta_*(t) = (\eta_2 *_M \varphi)(\varkappa t)$, where $\varphi(t) = t^2 e^{-t^2/2}$.

It only remains to show that the contribution of terms with n_1, n_2 or n_3 non-prime to the sum in (14.50) is negligible. (Let us take out n_1, n_2, n_3 equal to 2 as well, since some prefer to state the ternary Goldbach conjecture as follows: every odd number ≥ 9 is the sum of three *odd* primes.) Clearly

$$\begin{aligned}
& \sum_{\substack{n_1+n_2+n_3=N \\ n_1, n_2 \text{ or } n_3 \text{ even or non-prime}}} \Lambda(n_1)\Lambda(n_2)\Lambda(n_3)\eta_+(n_1)\eta_+(n_2)\eta_*(n_3) \\
& \leq 3|\eta_+|_\infty^2 |\eta_*|_\infty \sum_{\substack{n_1+n_2+n_3=N \\ n_1 \text{ even or non-prime}}} \Lambda(n_1)\Lambda(n_2)\Lambda(n_3) \\
& \leq 3|\eta_+|_\infty^2 |\eta_*|_\infty (\log N) \sum_{\substack{n_1 \leq N \text{ non-prime} \\ \text{or } n_1 = 2}} \Lambda(n_1) \sum_{n_2 \leq N} \Lambda(n_2).
\end{aligned} \tag{14.51}$$

By (14.3) and (14.21), $|\eta_+|_\infty \leq 1.079955$ and $|\eta_*|_\infty \leq 1.414$. By [RS62, Thms. 12 and 13],

$$\begin{aligned}
& \sum_{\substack{n_1 \leq N \text{ non-prime} \\ \text{or } n_1 = 2}} \Lambda(n_1) < 1.4262\sqrt{N} + \log 2 < 1.4263\sqrt{N}, \\
& \sum_{\substack{n_1 \leq N \text{ non-prime} \\ \text{or } n_1 = 2}} \Lambda(n_1) \sum_{n_2 \leq N} \Lambda(n_2) = 1.4263\sqrt{N} \cdot 1.03883N \leq 1.48169N^{3/2}.
\end{aligned}$$

Hence, the sum on the first line of (14.51) is at most

$$7.3306N^{3/2} \log N.$$

Thus, for $N \geq 10^{27}$ odd,

$$\begin{aligned}
& \sum_{\substack{n_1+n_2+n_3=N \\ n_1, n_2, n_3 \text{ odd primes}}} \Lambda(n_1)\Lambda(n_2)\Lambda(n_3)\eta_+(n_1)\eta_+(n_2)\eta_*(n_3) \\
& \geq 0.04877 \frac{x^2}{\varkappa} - 7.3306N^{3/2} \log N \\
& \geq 0.00024433N^2 - 1.4412 \cdot 10^{-11} \cdot N^2 \geq 0.0002443N^2
\end{aligned}$$

by $\varkappa = 49$ and (14.15). Since $0.0002443N^2 > 0$, this shows that every odd number $N \geq 10^{27}$ can be written as the sum of three odd primes.

Since the ternary Goldbach conjecture has already been checked for all $N \leq 8.875 \cdot 10^{30}$ [HP13], we conclude that every odd number $N > 7$ can be written as the sum of three odd primes, and every odd number $N > 5$ can be written as the sum of three primes. The main result is hereby proven: the ternary Goldbach conjecture is true.

Part IV

Appendices

Appendix A

Norms of smoothing functions

Our aim here is to give bounds on the norms of some smoothing functions – and, in particular, on several norms of a smoothing function $\eta_+ : [0, \infty) \rightarrow \mathbb{R}$ based on the Gaussian $\eta_\heartsuit(t) = e^{-t^2/2}$.

As before, we write

$$h : t \mapsto \begin{cases} t^2(2-t)^3 e^{t-1/2} & \text{if } t \in [0, 2], \\ 0 & \text{otherwise} \end{cases} \quad (\text{A.1})$$

We recall that we will work with an approximation η_+ to the function $\eta_\circ : [0, \infty) \rightarrow \mathbb{R}$ defined by

$$\eta_\circ(t) = h(t)\eta_\heartsuit(t) = \begin{cases} t^3(2-t)^3 e^{-(t-1)^2/2} & \text{for } t \in [0, 2], \\ 0 & \text{otherwise.} \end{cases} \quad (\text{A.2})$$

The approximation η_+ is defined by

$$\eta_+(t) = h_H(t) t e^{-t^2/2}, \quad (\text{A.3})$$

where

$$\begin{aligned} F_H(t) &= \frac{\sin(H \log y)}{\pi \log y}, \\ h_H(t) &= (h *_M F_H)(y) = \int_0^\infty h(ty^{-1}) F_H(y) \frac{dy}{y} \end{aligned} \quad (\text{A.4})$$

and H is a positive constant to be set later. By (2.8), $Mh_H = Mh \cdot MF_H$. Now F_H is just a Dirichlet kernel under a change of variables; using this, we get that, for τ real,

$$MF_H(i\tau) = \begin{cases} 1 & \text{if } |\tau| < H, \\ 1/2 & \text{if } |\tau| = H, \\ 0 & \text{if } |\tau| > H. \end{cases} \quad (\text{A.5})$$

Thus,

$$Mh_H(i\tau) = \begin{cases} Mh(i\tau) & \text{if } |\tau| < H, \\ \frac{1}{2}Mh(i\tau) & \text{if } |\tau| = H, \\ 0 & \text{if } |\tau| > H. \end{cases} \quad (\text{A.6})$$

As it turns out, h , η_\circ and Mh (and hence Mh_H) are relatively easy to work with, whereas we can already see that h_H and η_+ have more complicated definitions. Part of our work will consist in expressing norms of h_H and η_+ in terms of norms of h , η_\circ and Mh .

A.1 The decay of a Mellin transform

Now, consider any $\phi : [0, \infty) \rightarrow \mathbb{C}$ that (a) has compact support (or fast decay), (b) satisfies $\phi^{(k)}(t)t^{k-1} = O(1)$ for $t \rightarrow 0^+$ and $0 \leq k \leq 3$, and (c) is C^2 everywhere and quadruply differentiable outside a finite set of points.

By definition,

$$M\phi(s) = \int_0^\infty \phi(x)x^s \frac{dx}{x}.$$

Thus, by integration by parts, for $\Re(s) > -1$ and $s \neq 0$,

$$\begin{aligned} M\phi(s) &= \int_0^\infty \phi(x)x^s \frac{dx}{x} = \lim_{t \rightarrow 0^+} \int_t^\infty \phi(x)x^s \frac{dx}{x} = - \lim_{t \rightarrow 0^+} \int_t^\infty \phi'(x) \frac{x^s}{s} dx \\ &= \lim_{t \rightarrow 0^+} \int_t^\infty \phi''(x) \frac{x^{s+1}}{s(s+1)} dx = \lim_{t \rightarrow 0^+} - \int_t^\infty \phi^{(3)}(x) \frac{x^{s+2}}{s(s+1)(s+2)} dx \\ &= \lim_{t \rightarrow 0^+} \int_t^\infty \phi^{(4)}(x) \frac{x^{s+3}}{s(s+1)(s+2)(s+3)} dx, \end{aligned} \quad (\text{A.7})$$

where $\phi^{(4)}(x)$ is understood in the sense of distributions at the finitely many points where it is not well-defined as a function.

Let $s = it$, $\phi = h$. Let $C_k = \lim_{t \rightarrow 0^+} \int_t^\infty |h^{(k)}(x)|x^{k-1}dx$ for $0 \leq k \leq 4$. Then (A.7) gives us that

$$Mh(it) \leq \min \left(C_0, \frac{C_1}{|t|}, \frac{C_2}{|t||t+i|}, \frac{C_3}{|t||t+i||t+2i|}, \frac{C_4}{|t||t+i||t+2i||t+3i|} \right). \quad (\text{A.8})$$

We must estimate the constants C_j , $0 \leq j \leq 4$.

Clearly, $h(t)t^{-1} = O(1)$ as $t \rightarrow 0^+$, $h^k(t) = O(1)$ as $t \rightarrow 0^+$ for all $k \geq 1$, $h(2) = h'(2) = h''(2) = 0$, and $h(x)$, $h'(x)$ and $h''(x)$ are all continuous. The function h''' has a discontinuity at $t = 2$. As we said, we understand $h^{(4)}$ in the sense of distributions at $t = 2$; for example, $\lim_{\epsilon \rightarrow 0} \int_{2-\epsilon}^{2+\epsilon} h^{(4)}(t)dt = \lim_{\epsilon \rightarrow 0} (h^{(3)}(2+\epsilon) - h^{(3)}(2-\epsilon))$.

Symbolic integration easily gives that

$$C_0 = \int_0^2 t(2-t)^3 e^{t-1/2} dt = 92e^{-1/2} - 12e^{3/2} = 2.02055184 \dots \quad (\text{A.9})$$

We will have to compute C_k , $1 \leq k \leq 4$, with some care, due to the absolute value involved in the definition.

The function $(x^2(2-x)^3e^{x-1/2})' = ((x^2(2-x)^3)' + x^2(2-x)^3)e^{x-1/2}$ has the same zeros as $H_1(x) = (x^2(2-x)^3)' + x^2(2-x)^3$, namely, $-4, 0, 1$ and 2 . The sign of $H_1(x)$ (and hence of $h'(x)$) is $+$ within $(0, 1)$ and $-$ within $(1, 2)$. Hence

$$C_1 = \int_0^\infty |h'(x)| dx = |h(1) - h(0)| + |h(2) - h(1)| = 2h(1) = 2\sqrt{e}. \quad (\text{A.10})$$

The situation with $(x^2(2-x)^3e^{x-1/2})''$ is similar: it has zeros at the roots of $H_2(x) = 0$, where $H_2(x) = H_1(x) + H_1'(x)$ (and, in general, $H_{k+1}(x) = H_k(x) + H_k'(x)$). This time, we will prefer to find the roots numerically. It is enough to find (candidates for) the roots using any available tool¹ and then check rigorously that the sign does change around the purported roots. In this way, we check that $H_2(x) = 0$ has two roots $\alpha_{2,1}, \alpha_{2,2}$ in the interval $(0, 2)$, another root at 2 , and two more roots outside $[0, 2]$; moreover,

$$\begin{aligned} \alpha_{2,1} &= 0.48756597185712\dots, \\ \alpha_{2,2} &= 1.48777169309489\dots, \end{aligned} \quad (\text{A.11})$$

where we verify the root using interval arithmetic. The sign of $H_2(x)$ (and hence of $h''(x)$) is first $+$, then $-$, then $+$. Write $\alpha_{2,0} = 0, \alpha_{2,3} = 2$. By integration by parts,

$$\begin{aligned} C_2 &= \int_0^\infty |h''(x)| x dx = \int_0^{\alpha_{2,1}} h''(x)x dx - \int_{\alpha_{2,1}}^{\alpha_{2,2}} h''(x)x dx + \int_{\alpha_{2,2}}^2 h''(x)x dx \\ &= \sum_{j=1}^3 (-1)^{j+1} \left(h'(x)x \Big|_{\alpha_{2,j-1}}^{\alpha_{2,j}} - \int_{\alpha_{2,j-1}}^{\alpha_{2,j}} h'(x) dx \right) \\ &= 2 \sum_{j=1}^2 (-1)^{j+1} (h'(\alpha_{2,j})\alpha_{2,j} - h(\alpha_{2,j})) = 10.79195821037\dots \end{aligned} \quad (\text{A.12})$$

To compute C_3 , we proceed in the same way, finding two roots of $H_3(x) = 0$ (numerically) within the interval $(0, 2)$, viz.,

$$\begin{aligned} \alpha_{3,1} &= 1.04294565694978\dots \\ \alpha_{3,2} &= 1.80999654602916\dots \end{aligned}$$

The sign of $H_3(x)$ on the interval $[0, 2]$ is first $-$, then $+$, then $-$. Write $\alpha_{3,0} = 0, \alpha_{3,3} = 2$. Proceeding as before – with the only difference that the integration by parts

¹Routine `find_root` in SAGE was used here.

is iterated once now – we obtain that

$$\begin{aligned}
 C_3 &= \int_0^\infty |h'''(x)|x^2 dx = \sum_{j=1}^3 (-1)^j \int_{\alpha_{3,j-1}}^{\alpha_{3,j}} h'''(x)x^2 dx \\
 &= \sum_{j=1}^3 (-1)^j \left(h''(x)x^2 \Big|_{\alpha_{3,j-1}}^{\alpha_{3,j}} - \int_{\alpha_{3,j-1}}^{\alpha_{3,j}} h''(x) \cdot 2x dx \right) \\
 &= \sum_{j=1}^3 (-1)^j \left(h''(x)x^2 - h'(x) \cdot 2x + 2h(x) \right) \Big|_{\alpha_{3,j-1}}^{\alpha_{3,j}} \\
 &= 2 \sum_{j=1}^2 (-1)^j (h''(\alpha_{3,j})\alpha_{3,j}^2 - 2h'(\alpha_{3,j})\alpha_{3,j} + 2h(\alpha_{3,j}))
 \end{aligned} \tag{A.13}$$

and so interval arithmetic gives us

$$C_3 = 75.1295251672 \dots \tag{A.14}$$

The treatment of the integral in C_4 is very similar, at least as first. There are two roots of $H_4(x) = 0$ in the interval $(0, 2)$, namely,

$$\alpha_{4,1} = 0.45839599852663 \dots$$

$$\alpha_{4,2} = 1.54626346975533 \dots$$

The sign of $H_4(x)$ on the interval $[0, 2]$ is first $-$, $+$, then $-$. Using integration by parts as before, we obtain

$$\begin{aligned}
 &\int_{0+}^{2-} |h^{(4)}(x)|x^3 dx \\
 &= - \int_{0+}^{\alpha_{4,1}} h^{(4)}(x)x^3 dx + \int_{\alpha_{4,1}}^{\alpha_{4,2}} h^{(4)}(x)x^3 dx - \int_{\alpha_{4,2}}^{2-} h^{(4)}(x)x^3 dx \\
 &= 2 \sum_{j=1}^2 (-1)^j \left(h^{(3)}(\alpha_{4,j})\alpha_{4,j}^3 - 3h^{(2)}(\alpha_{4,j})\alpha_{4,j}^2 + 6h'(\alpha_{4,j})\alpha_{4,j} - 6h(\alpha_{4,j}) \right) \\
 &\quad - \lim_{t \rightarrow 2-} h^{(3)}(t)t^3 = 1152.69754862 \dots,
 \end{aligned}$$

since $\lim_{t \rightarrow 0+} h^{(k)}(t)t^k = 0$ for $0 \leq k \leq 3$, $\lim_{t \rightarrow 2-} h^{(k)}(t) = 0$ for $0 \leq k \leq 2$ and $\lim_{t \rightarrow 2-} h^{(3)}(t) = -24e^{3/2}$. Now

$$\int_{2-}^\infty |h^{(4)}(x)x^3| dx = \lim_{\epsilon \rightarrow 0+} |h^{(3)}(2+\epsilon) - h^{(3)}(2-\epsilon)| \cdot 2^3 = 2^3 \cdot 24e^{3/2},$$

Hence

$$C_4 = \int_{0+}^{2-} |h^{(4)}(x)|x^3 dx + 24e^{3/2} \cdot 2^3 = 2013.18185012 \dots \tag{A.15}$$

We finish by remarking that can write down Mh explicitly:

$$Mh = -e^{-1/2}(-1)^{-s}(8\gamma(s+2, -2) + 12\gamma(s+3, -2) + 6\gamma(s+4, -2) + \gamma(s+5, -2)), \quad (\text{A.16})$$

where $\gamma(s, x)$ is the (lower) incomplete Gamma function

$$\gamma(s, x) = \int_0^x e^{-t} t^{s-1} dt.$$

We will, however, find it easier to deal with Mh by means of the bound (A.8), in part because (A.16) amounts to an invitation to numerical instability.

For instance, it is easy to use (A.8) to give a bound for the ℓ_1 -norm of $Mh(it)$. Since $C_4/C_3 > C_3/C_2 > C_2/C_1 > C_1/C_0$,

$$\begin{aligned} |Mh(it)|_1 &= 2 \int_0^\infty Mh(it) dt \\ &\leq 2 \left(C_0 \frac{C_1}{C_0} + C_1 \int_{C_1/C_0}^{C_2/C_1} \frac{dt}{t} + C_2 \int_{C_2/C_1}^{C_3/C_2} \frac{dt}{t^2} + C_3 \int_{C_3/C_2}^{C_4/C_3} \frac{dt}{t^3} + C_4 \int_{C_4/C_3}^\infty \frac{dt}{t^4} \right) \\ &= 2 \left(C_1 + C_1 \log \frac{C_2 C_0}{C_1^2} + C_2 \left(\frac{C_1}{C_2} - \frac{C_2}{C_3} \right) + \frac{C_3}{2} \left(\frac{C_2^2}{C_3^2} - \frac{C_3^2}{C_4^2} \right) + \frac{C_4}{3} \cdot \frac{C_3^3}{C_4^3} \right), \end{aligned}$$

and so

$$|Mh(it)|_1 \leq 16.1939176. \quad (\text{A.17})$$

This bound is far from tight, but it will certainly be useful.

Similarly, $|(t+i)Mh(it)|_1$ is at most two times

$$\begin{aligned} &C_0 \int_0^{\frac{C_1}{C_0}} |t+i| dt + C_1 \int_{\frac{C_1}{C_0}}^{\frac{C_2}{C_1}} \left| 1 + \frac{i}{t} \right| dt + C_2 \int_{\frac{C_2}{C_1}}^{\frac{C_3}{C_2}} \frac{dt}{t} + C_3 \int_{\frac{C_3}{C_2}}^{\frac{C_4}{C_3}} \frac{dt}{t^2} + C_4 \int_{\frac{C_4}{C_3}}^\infty \frac{dt}{t^3} \\ &= \frac{C_0}{2} \left(\sqrt{\frac{C_1^4}{C_0^4} + \frac{C_1^2}{C_0^2}} + \sinh^{-1} \frac{C_1}{C_0} \right) + C_1 \left(\sqrt{t^2 + 1} + \log \left(\frac{\sqrt{t^2 + 1} - 1}{t} \right) \right) \Big|_{\frac{C_1}{C_0}}^{\frac{C_2}{C_1}} \\ &+ C_2 \log \frac{C_3 C_1}{C_2^2} + C_3 \left(\frac{C_2}{C_3} - \frac{C_3}{C_4} \right) + \frac{C_4}{2} \frac{C_3^2}{C_4^2}, \end{aligned}$$

and so

$$|(t+i)Mh(it)|_1 \leq 27.8622803. \quad (\text{A.18})$$

A.2 The difference $\eta_+ - \eta_\circ$ in ℓ_2 norm.

We wish to estimate the distance in ℓ_2 norm between η_\circ and its approximation η_+ . This will be an easy affair, since, on the imaginary axis, the Mellin transform of η_+ is just a truncation of the Mellin transform of η_\circ .

By (A.2) and (A.3),

$$\begin{aligned} |\eta_+ - \eta_\circ|_2^2 &= \int_0^\infty \left| h_H(t)te^{-t^2/2} - h(t)te^{-t^2/2} \right|^2 dt \\ &\leq \left(\max_{t \geq 0} e^{-t^2} t^3 \right) \cdot \int_0^\infty |h_H(t) - h(t)|^2 \frac{dt}{t}. \end{aligned} \quad (\text{A.19})$$

The maximum $\max_{t \geq 0} t^3 e^{-t^2}$ is $(3/2)^{3/2} e^{-3/2}$. Since the Mellin transform is an isometry (i.e., (2.6) holds),

$$\int_0^\infty |h_H(t) - h(t)|^2 \frac{dt}{t} = \frac{1}{2\pi} \int_{-\infty}^\infty |Mh_H(it) - Mh(it)|^2 dt = \frac{1}{\pi} \int_H^\infty |Mh(it)|^2 dt. \quad (\text{A.20})$$

By (A.8),

$$\int_H^\infty |Mh(it)|^2 dt \leq \int_H^\infty \frac{C_4^2}{t^8} dt \leq \frac{C_4^2}{7H^7}. \quad (\text{A.21})$$

Hence

$$\int_0^\infty |h_H(t) - h(t)|^2 \frac{dt}{t} \leq \frac{C_4^2}{7\pi H^7}. \quad (\text{A.22})$$

Using the bound (A.15) for C_4 , we conclude that

$$|\eta_+ - \eta_\circ|_2 \leq \frac{C_4}{\sqrt{7\pi}} \left(\frac{3}{2e} \right)^{3/4} \cdot \frac{1}{H^{7/2}} \leq \frac{274.856893}{H^{7/2}}. \quad (\text{A.23})$$

It will also be useful to bound

$$\left| \int_0^\infty (\eta_+(t) - \eta_\circ(t))^2 \log t \, dt \right|.$$

This is at most

$$\left(\max_{t \geq 0} e^{-t^2} t^3 |\log t| \right) \cdot \int_0^\infty |h_H(t) - h(t)|^2 \frac{dt}{t}.$$

Now

$$\begin{aligned} \max_{t \geq 0} e^{-t^2} t^3 |\log t| &= \max \left(\max_{t \in [0,1]} e^{-t^2} t^3 (-\log t), \max_{t \in [1,5]} e^{-t^2} t^3 \log t \right) \\ &= 0.14882234545 \dots \end{aligned}$$

where we find the maximum by the bisection method with 40 iterations (see 2.6). Hence, by (A.22),

$$\begin{aligned} \int_0^\infty (\eta_+(t) - \eta_\circ(t))^2 |\log t| dt &\leq 0.148822346 \frac{C_4^2}{7\pi} \\ &\leq \frac{27427.502}{H^7} \leq \left(\frac{165.61251}{H^{7/2}} \right)^2. \end{aligned} \quad (\text{A.24})$$

A.3 Norms involving η_+

Let us now bound some ℓ_1 - and ℓ_2 -norms involving η_+ . Relatively crude bounds will suffice in most cases.

First, by (A.23),

$$\begin{aligned} |\eta_+|_2 &\leq |\eta_\circ|_2 + |\eta_+ - \eta_\circ|_2 \leq 0.800129 + \frac{274.8569}{H^{7/2}}, \\ |\eta_+|_2 &\geq |\eta_\circ|_2 - |\eta_+ - \eta_\circ|_2 \geq 0.800128 - \frac{274.8569}{H^{7/2}}, \end{aligned} \quad (\text{A.25})$$

where we obtain

$$|\eta_\circ|_2 = \sqrt{0.640205997\dots} = 0.8001287\dots \quad (\text{A.26})$$

by symbolic integration.

Let us now bound $|\eta_+ \cdot \log|_2^2$. By isometry and (2.10),

$$|\eta_+ \cdot \log|_2^2 = \frac{1}{2\pi i} \int_{\frac{1}{2}-i\infty}^{\frac{1}{2}+i\infty} |M(\eta_+ \cdot \log)(s)|^2 ds = \frac{1}{2\pi i} \int_{\frac{1}{2}-i\infty}^{\frac{1}{2}+i\infty} |(M\eta_+)'(s)|^2 ds.$$

Now, $(M\eta_+)'(1/2 + it)$ equals $1/2\pi$ times the additive convolution of $Mh_H(it)$ and $(M\eta_\diamond)'(1/2 + it)$, where $\eta_\diamond(t) = te^{-t^2/2}$. Hence, by Young's inequality,

$$|(M\eta_+)'(1/2 + it)|_2 \leq \frac{1}{2\pi} |Mh_H(it)|_1 |(M\eta_\diamond)'(1/2 + it)|_2.$$

Again by isometry and (2.10),

$$|(M\eta_\diamond)'(1/2 + it)|_2 = \sqrt{2\pi} |\eta_\diamond \cdot \log|_2.$$

Hence, by (A.17),

$$|\eta_+ \cdot \log|_2 \leq \frac{1}{2\pi} |Mh_H(it)|_1 |\eta_\diamond \cdot \log|_2 \leq 2.5773421 \cdot |\eta_\diamond \cdot \log|_2.$$

Since, by symbolic integration,

$$\begin{aligned} |\eta_\diamond \cdot \log|_2 &\leq \sqrt{\frac{\sqrt{\pi}}{32} (8(\log 2)^2 + 2\gamma^2 + \pi^2 + 8(\gamma - 2)\log 2 - 8\gamma)} \\ &\leq 0.3220301, \end{aligned} \quad (\text{A.27})$$

we get that

$$|\eta_+ \cdot \log|_2 \leq 0.8299818. \quad (\text{A.28})$$

Let us bound $|\eta_+(t)t^\sigma|_1$ for $\sigma \in (-2, \infty)$. By Cauchy-Schwarz and Plancherel,

$$\begin{aligned} |\eta_+(t)t^\sigma|_1 &= |h_H(t)t^{1+\sigma}e^{-t^2/2}|_1 \leq |t^{\sigma+3/2}e^{-t^2/2}|_2 |h_H(t)/\sqrt{t}|_2 \\ &= |t^{\sigma+3/2}e^{-t^2/2}|_2 \sqrt{\int_0^\infty |h_H(t)|^2 \frac{dt}{t}} = |t^{\sigma+3/2}e^{-t^2/2}|_2 \cdot \sqrt{\frac{1}{2\pi} \int_{-H}^H |Mh(ir)|^2 dr} \\ &\leq |t^{\sigma+3/2}e^{-t^2/2}|_2 \cdot \sqrt{\frac{1}{2\pi} \int_{-\infty}^\infty |Mh(ir)|^2 dr} = |t^{\sigma+3/2}e^{-t^2/2}|_2 \cdot |h(t)/\sqrt{t}|_2. \end{aligned} \quad (\text{A.29})$$

Since

$$\begin{aligned} \left| t^{\sigma+3/2} e^{-t^2/2} \right|_2 &= \sqrt{\int_0^\infty e^{-t^2} t^{2\sigma+3} dt} = \sqrt{\frac{\Gamma(\sigma+2)}{2}}, \\ |h(t)/\sqrt{t}|_2 &= \sqrt{\frac{31989}{8e} - \frac{585e^3}{8}} \leq 1.5023459, \end{aligned}$$

we conclude that

$$|\eta_+(t)t^\sigma|_1 \leq 1.062319 \cdot \sqrt{\Gamma(\sigma+2)} \quad (\text{A.30})$$

for $\sigma > -2$.

A.4 Norms involving η'_+

By one of the standard transformation rules (see (2.10)), the Mellin transform of η'_+ equals $-(s-1) \cdot M\eta_+(s-1)$. Since the Mellin transform is an isometry in the sense of (2.6),

$$|\eta'_+|_2^2 = \frac{1}{2\pi i} \int_{\frac{1}{2}-i\infty}^{\frac{1}{2}+i\infty} |M(\eta'_+)(s)|^2 ds = \frac{1}{2\pi i} \int_{-\frac{1}{2}-i\infty}^{-\frac{1}{2}+i\infty} |s \cdot M\eta_+(s)|^2 ds.$$

Recall that $\eta_+(t) = h_H(t)\eta_\diamond(t)$, where $\eta_\diamond(t) = te^{-t^2/2}$. Thus, by (2.9), the function $M\eta_+(-1/2+it)$ equals $1/2\pi$ times the (additive) convolution of $Mh_H(it)$ and $M\eta_\diamond(-1/2+it)$. Therefore, for $s = -1/2+it$,

$$\begin{aligned} |s| |M\eta_+(s)| &= \frac{|s|}{2\pi} \int_{-H}^H Mh(ir) M\eta_\diamond(s-ir) dr \\ &\leq \frac{3}{2\pi} \int_{-H}^H |ir-1| |Mh(ir)| \cdot |s-ir| |M\eta_\diamond(s-ir)| dr \\ &= \frac{3}{2\pi} (f * g)(t), \end{aligned} \quad (\text{A.31})$$

where $f(t) = |it-1| |Mh(it)|$ and $g(t) = |-1/2+it| |M\eta_\diamond(-1/2+it)|$. (Since $|(-1/2+i(t-r)) + (1+ir)| = |1/2+it| = |s|$, either $|-1/2+i(t-r)| \geq |s|/3$ or $|1+ir| \geq 2|s|/3$; hence $|s-ir| |ir-1| = |-1/2+i(t-r)| |1+ir| \geq |s|/3$.) By Young's inequality (in a special case that follows from Cauchy-Schwarz), $|f * g|_2 \leq |f|_1 |g|_2$. By (A.18),

$$|f|_1 = |(r+i)Mh(ir)|_1 \leq 27.8622803.$$

Yet again by Plancherel,

$$\begin{aligned} |g|_2^2 &= \int_{-\frac{1}{2}-i\infty}^{-\frac{1}{2}+i\infty} |s|^2 |M\eta_\diamond(s)|^2 ds \\ &= \int_{\frac{1}{2}-i\infty}^{\frac{1}{2}+i\infty} |(M(\eta'_\diamond))(s)|^2 ds = 2\pi |\eta'_\diamond|_2^2 = \frac{3\pi^{\frac{3}{2}}}{4}. \end{aligned}$$

Hence

$$\begin{aligned} |\eta'_+|_2 &\leq \frac{1}{\sqrt{2\pi}} \cdot \frac{3}{2\pi} |f * g|_2 \\ &\leq \frac{1}{\sqrt{2\pi}} \frac{3}{2\pi} \cdot 27.8622803 \sqrt{\frac{3\pi^{\frac{3}{2}}}{4}} \leq 10.845789. \end{aligned} \quad (\text{A.32})$$

Let us now bound $|\eta'_+(t)t^\sigma|_1$ for $\sigma \in (-1, \infty)$. First of all,

$$\begin{aligned} |\eta'_+(t)t^\sigma|_1 &= \left| \left(h_H(t)te^{-t^2/2} \right)' t^\sigma \right|_1 \\ &\leq \left| \left(h'_H(t)te^{-t^2/2} + h_H(t)(1-t^2)e^{-t^2/2} \right) \cdot t^\sigma \right|_1 \\ &\leq \left| h'_H(t)t^{\sigma+1}e^{-t^2/2} \right|_1 + |\eta_+(t)t^{\sigma-1}|_1 + |\eta_+(t)t^{\sigma+1}|_1. \end{aligned}$$

We can bound the last two terms by (A.30). Much as in (A.29), we note that

$$\left| h'_H(t)t^{\sigma+1}e^{-t^2/2} \right|_1 \leq \left| t^{\sigma+1/2}e^{-t^2/2} \right|_2 |h'_H(t)\sqrt{t}|_2,$$

and then see that

$$\begin{aligned} |h'_H(t)\sqrt{t}|_2 &= \sqrt{\int_0^\infty |h'_H(t)|^2 t \, dt} = \sqrt{\frac{1}{2\pi} \int_{-\infty}^\infty |M(h'_H)(1+ir)|^2 dr} \\ &= \sqrt{\frac{1}{2\pi} \int_{-\infty}^\infty |(-ir)Mh_H(ir)|^2 dr} = \sqrt{\frac{1}{2\pi} \int_{-H}^H |(-ir)Mh(ir)|^2 dr} \\ &= \sqrt{\frac{1}{2\pi} \int_{-H}^H |M(h')(1+ir)|^2 dr} \leq \sqrt{\frac{1}{2\pi} \int_{-\infty}^\infty |M(h')(1+ir)|^2 dr} = |h'(t)\sqrt{t}|_2, \end{aligned}$$

where we use the first rule in (2.10) twice. Since

$$\left| t^{\sigma+1/2}e^{-t^2/2} \right|_2 = \sqrt{\frac{\Gamma(\sigma+1)}{2}}, \quad |h'(t)\sqrt{t}|_2 = \sqrt{\frac{103983}{16e} - \frac{1899e^3}{16}} = 2.6312226,$$

we conclude that

$$\begin{aligned} |\eta'_+(t)t^\sigma|_1 &\leq 1.062319 \cdot (\sqrt{\Gamma(\sigma+1)} + \sqrt{\Gamma(\sigma+3)}) + \sqrt{\frac{\Gamma(\sigma+1)}{2}} \cdot 2.6312226 \\ &\leq 2.922875\sqrt{\Gamma(\sigma+1)} + 1.062319\sqrt{\Gamma(\sigma+3)} \end{aligned} \quad (\text{A.33})$$

for $\sigma > -1$.

A.5 The ℓ_∞ -norm of η_+

Let us now get a bound for $|\eta_+|_\infty$. Recall that $\eta_+(t) = h_H(t)\eta_\diamond(t)$, where $\eta_\diamond(t) = te^{-t^2/2}$. Clearly

$$\begin{aligned} |\eta_+|_\infty &= |h_H(t)\eta_\diamond(t)|_\infty \leq |\eta_\diamond|_\infty + |(h(t) - h_H(t))\eta_\diamond(t)|_\infty \\ &\leq |\eta_\diamond|_\infty + \left| \frac{h(t) - h_H(t)}{t} \right|_\infty |\eta_\diamond(t)t|_\infty. \end{aligned} \quad (\text{A.34})$$

Taking derivatives, we easily see that

$$|\eta_\diamond|_\infty = \eta_\diamond(1) = 1, \quad |\eta_\diamond(t)t|_\infty = 2/e.$$

It remains to bound $|(h(t) - h_H(t))/t|_\infty$. By (7.6),

$$h_H(t) = \int_{\frac{t}{2}}^\infty h(ty^{-1}) \frac{\sin(H \log y)}{\pi \log y} \frac{dy}{y} = \int_{-H \log \frac{2}{t}}^\infty h\left(\frac{t}{e^{w/H}}\right) \frac{\sin w}{\pi w} dw. \quad (\text{A.35})$$

The *sine integral*

$$\text{Si}(x) = \int_0^x \frac{\sin t}{t} dt$$

is defined for all x ; it tends to $\pi/2$ as $x \rightarrow +\infty$ and to $-\pi/2$ as $x \rightarrow -\infty$ (see [AS64, (5.2.25)]). We apply integration by parts to the second integral in (A.35), and obtain

$$\begin{aligned} h_H(t) - h(t) &= -\frac{1}{\pi} \int_{-H \log \frac{2}{t}}^\infty \left(\frac{d}{dw} h\left(\frac{t}{e^{w/H}}\right) \right) \text{Si}(w) dw - h(t) \\ &= -\frac{1}{\pi} \int_0^\infty \left(\frac{d}{dw} h\left(\frac{t}{e^{w/H}}\right) \right) \left(\text{Si}(w) - \frac{\pi}{2} \right) dw \\ &\quad - \frac{1}{\pi} \int_{-H \log \frac{2}{t}}^0 \left(\frac{d}{dw} h\left(\frac{t}{e^{w/H}}\right) \right) \left(\text{Si}(w) + \frac{\pi}{2} \right) dw. \end{aligned}$$

Now

$$\left| \frac{d}{dw} h\left(\frac{t}{e^{w/H}}\right) \right| = \frac{te^{-w/H}}{H} \left| h'\left(\frac{t}{e^{w/H}}\right) \right| \leq \frac{t|h'|_\infty}{He^{w/H}}.$$

Integration by parts easily yields the bounds $|\text{Si}(x) - \pi/2| < 2/x$ for $x > 0$ and $|\text{Si}(x) + \pi/2| < 2/|x|$ for $x < 0$; we also know that $0 \leq \text{Si}(x) \leq x < \pi/2$ for $x \in [0, 1]$ and $-\pi/2 < x \leq \text{Si}(x) \leq 0$ for $x \in [-1, 0]$. Hence

$$\begin{aligned} |h_H(t) - h(t)| &\leq \frac{2t|h'|_\infty}{\pi H} \left(\int_0^1 \frac{\pi}{2} e^{-w/H} dw + \int_1^\infty \frac{2e^{-w/H}}{w} dw \right) \\ &= t|h'|_\infty \cdot \left((1 - e^{-1/H}) + \frac{4}{\pi} \frac{E_1(1/H)}{H} \right), \end{aligned}$$

where E_1 is the *exponential integral*

$$E_1(z) = \int_z^\infty \frac{e^{-t}}{t} dt.$$

By [AS64, (5.1.20)],

$$0 < E_1(1/H) < \frac{\log(H+1)}{e^{1/H}},$$

and, since $\log(H+1) = \log H + \log(1+1/H) < \log H + 1/H < (\log H)(1+1/H) < (\log H)e^{1/H}$ for $H \geq e$, we see that this gives us that $E_1(1/H) < \log H$ (again for $H \geq e$, as is the case). Hence

$$\left| \frac{h_H(t) - h(t)}{t} \right| < |h'|_\infty \cdot \left(1 - e^{-\frac{1}{H}} + \frac{4 \log H}{\pi H} \right) < |h'|_\infty \cdot \frac{1 + \frac{4}{\pi} \log H}{H}, \quad (\text{A.36})$$

and so, by (A.34),

$$|\eta_+|_\infty \leq 1 + \frac{2}{e} \left| \frac{h(t) - h_H(t)}{t} \right|_\infty < 1 + \frac{2}{e} |h'|_\infty \cdot \frac{1 + \frac{4}{\pi} \log H}{H}.$$

By (A.11) and interval arithmetic, we determine that

$$|h'|_\infty = |h'(\alpha_{2,2})| \leq 2.805820379671, \quad (\text{A.37})$$

where $\alpha_{2,2}$ is a root of $h''(x) = 0$ as in (A.11). We have proven

$$|\eta_+|_\infty < 1 + \frac{2}{e} \cdot 2.80582038 \cdot \frac{1 + \frac{4}{\pi} \log H}{H} < 1 + 2.06440727 \cdot \frac{1 + \frac{4}{\pi} \log H}{H}. \quad (\text{A.38})$$

We will need three other bounds of this kind, namely, for $\eta_+(t) \log t$, $\eta_+(t)/t$ and $\eta_+(t)t$. We start as in (A.34):

$$\begin{aligned} |\eta_+ \log t|_\infty &\leq |\eta_o \log t|_\infty + |(h(t) - h_H(t))\eta_\diamond(t) \log t|_\infty \\ &\leq |\eta_o \log t|_\infty + |(h - h_H(t))/t|_\infty |\eta_\diamond(t) t \log t|_\infty, \\ |\eta_+(t)/t|_\infty &\leq |\eta_o(t)/t|_\infty + |(h - h_H(t))/t|_\infty |\eta_\diamond(t)|_\infty \\ |\eta_+(t)t|_\infty &\leq |\eta_o(t)t|_\infty + |(h - h_H(t))/t|_\infty |\eta_\diamond(t)t^2|_\infty. \end{aligned} \quad (\text{A.39})$$

By the bisection method with 30 iterations, implemented with interval arithmetic,

$$|\eta_o(t) \log t|_\infty \leq 0.279491, \quad |\eta_\diamond(t) t \log t|_\infty \leq 0.3811561.$$

Hence, by (A.36) and (A.37),

$$|\eta_+ \log t|_\infty \leq 0.279491 + 1.069456 \cdot \frac{1 + \frac{4}{\pi} \log H}{H}. \quad (\text{A.40})$$

By the bisection method with 32 iterations,

$$|\eta_o(t)/t|_\infty \leq 1.08754396.$$

(We can also obtain this by solving $(\eta_o(t)/t)' = 0$ symbolically.) It is easy to show that $|\eta_\diamond|_\infty = 1/\sqrt{e}$. Hence, again by (A.36) and (A.37),

$$|\eta_+(t)/t|_\infty \leq 1.08754396 + 1.70181609 \cdot \frac{1 + \frac{4}{\pi} \log H}{H}. \quad (\text{A.41})$$

By the bisection method with 32 iterations,

$$|\eta_{\circ}(t)t|_{\infty} \leq 1.06473476.$$

Taking derivatives, we see that $|\eta_{\diamond}(t)t^2|_{\infty} = 3^{3/2}e^{-3/2}$. Hence, yet again by (A.36) and (A.37),

$$|\eta_{+}(t)t|_{\infty} \leq 1.06473476 + 3.25312 \cdot \frac{1 + \frac{4}{\pi} \log H}{H}. \quad (\text{A.42})$$

Appendix B

Norms of Fourier transforms

B.1 The Fourier transform of η_2''

Our aim here is to give upper bounds on $|\widehat{\eta_2''}|_\infty$, where η_2 is as in (3.4). We will do considerably better than the trivial bound $|\widehat{\eta_2''}|_\infty \leq |\eta_2''|_1$.

Lemma B.1.1. *For every $t \in \mathbb{R}$,*

$$|4e(-t/4) - 4e(-t/2) + e(-t)| \leq 7.87052. \quad (\text{B.1})$$

We will describe an extremely simple, but rigorous, procedure to find the maximum. Since $|g(t)|^2$ is C^2 (in fact smooth), there are several more efficient and equally rigorous algorithms – for starters, the bisection method with error bounded in terms of $|(g|)^2|_\infty$.

Proof. Let

$$g(t) = 4e(-t/4) - 4e(-t/2) + e(-t). \quad (\text{B.2})$$

For $a \leq t \leq b$,

$$g(t) = g(a) + \frac{t-a}{b-a}(g(b) - g(a)) + \frac{1}{8}(b-a)^2 \cdot O^*\left(\max_{v \in [a,b]} |g''(v)|\right). \quad (\text{B.3})$$

(This formula, in all likelihood well-known, is easy to derive. First, we can assume without loss of generality that $a = 0$, $b = 1$ and $g(a) = g(b) = 0$. Dividing by g by $g(t)$, we see that we can also assume that $g(t)$ is real (and in fact 1). We can also assume that g is real-valued, in that it will be enough to prove (B.3) for the real-valued function $\Re g$, as this will give us the bound $g(t) = \Re g(t) \leq (1/8) \max_v |(\Re g)''(v)| \leq \max_v |g''(v)|$ that we wish for. Lastly, we can assume (by symmetry) that $0 \leq t \leq 1/2$, and that g has a local maximum or minimum at t . Writing $M = \max_{u \in [0,1]} |g''(u)|$, we then have:

$$\begin{aligned} g(t) &= \int_0^t g'(v) dv = \int_0^t \int_t^v g''(u) du dv = O^* \left(\int_0^t \left| \int_t^v M du \right| dv \right) \\ &= O^* \left(\int_0^t (v-t) M dv \right) = O^* \left(\frac{1}{2} t^2 M \right) = O^* \left(\frac{1}{8} M \right), \end{aligned}$$

as desired.)

We obtain immediately from (B.3) that

$$\max_{t \in [a, b]} |g(t)| \leq \max(|g(a)|, |g(b)|) + \frac{1}{8}(b-a)^2 \cdot \max_{v \in [a, b]} |g''(v)|. \quad (\text{B.4})$$

For any $v \in \mathbb{R}$,

$$|g''(v)| \leq \left(\frac{\pi}{2}\right)^2 \cdot 4 + \pi^2 \cdot 4 + (2\pi)^2 = 9\pi^2. \quad (\text{B.5})$$

Clearly $g(t)$ depends only on $t \bmod 4\pi$. Hence, by (B.4) and (B.5), to estimate

$$\max_{t \in \mathbb{R}} |g(t)|$$

with an error of at most ϵ , it is enough to subdivide $[0, 4\pi]$ into intervals of length $\leq \sqrt{8\epsilon/9\pi^2}$ each. We set $\epsilon = 10^{-6}$ and compute. \square

Lemma B.1.2. *Let $\eta_2 : \mathbb{R}^+ \rightarrow \mathbb{R}$ be as in (3.4). Then*

$$|\widehat{\eta_2''}|_\infty \leq 31.521. \quad (\text{B.6})$$

This should be compared with $|\eta_2''|_1 = 48$.

Proof. We can write

$$\eta_2''(x) = 4(4\delta_{1/4}(x) - 4\delta_{1/2}(x) + \delta_1(x)) + f(x), \quad (\text{B.7})$$

where δ_{x_0} is the point measure at x_0 of mass 1 (Dirac delta function) and

$$f(x) = \begin{cases} 0 & \text{if } x < 1/4 \text{ or } x \geq 1, \\ -4x^{-2} & \text{if } 1/4 \leq x < 1/2, \\ 4x^{-2} & \text{if } 1/2 \leq x < 1. \end{cases}$$

Thus $\widehat{\eta_2''}(t) = 4g(t) + \widehat{f}(t)$, where g is as in (B.2). It is easy to see that $|f'|_1 = 2 \max_x f(x) - 2 \min_x f(x) = 160$. Therefore,

$$|\widehat{f}(t)| = |\widehat{f}'(t)/(2\pi it)| \leq \frac{|f'|_1}{2\pi|t|} = \frac{80}{\pi|t|}. \quad (\text{B.8})$$

Since $31.521 - 4 \cdot 7.87052 = 0.03892$, we conclude that (B.6) follows from Lemma B.1.1 and (B.8) for $|t| \geq 655 > 80/(\pi \cdot 0.03892)$.

It remains to check the range $t \in (-655, 655)$; since $4g(-t) + \widehat{f}(-t)$ is the complex conjugate of $4g(t) + \widehat{f}(t)$, it suffices to consider t non-negative. We use (B.4) (with $4g + \widehat{f}$ instead of g) and obtain that, to estimate $\max_{t \in \mathbb{R}} |4g + \widehat{f}(t)|$ with an error of at most ϵ , it is enough to subdivide $[0, 655)$ into intervals of length $\leq \sqrt{2\epsilon/|(4g + \widehat{f})''|_\infty}$ each and check $|4g + \widehat{f}(t)|$ at the endpoints. Now, for every $t \in \mathbb{R}$,

$$\left| \left(\widehat{f} \right)''(t) \right| = \left| (-2\pi i)^2 x^2 \widehat{f}(t) \right| = (2\pi)^2 \cdot O^*(|x^2 f|_1) = 12\pi^2.$$

By this and (B.5), $|(4g + \widehat{f})''|_\infty \leq 48\pi^2$. Thus, intervals of length δ_1 give an error term of size at most $24\pi^2\delta_1^2$. We choose $\delta_1 = 0.001$ and obtain an error term less than 0.000237 for this stage.

To evaluate $\widehat{f}(t)$ (and hence $4g(t) + \widehat{f}(t)$) at a point, we integrate using Simpson's rule on subdivisions of the intervals $[1/4, 1/2]$, $[1/2, 1]$ into $200 \cdot \max(1, \lfloor \sqrt{|t|} \rfloor)$ sub-intervals each.¹ The largest value of $\widehat{f}(t)$ we find is $31.52065\dots$, with an error term of at most $4.5 \cdot 10^{-5}$. \square

B.2 Bounds involving a logarithmic factor

Our aim now is to give upper bounds on $|\widehat{\eta}_{(y)}''|_\infty$, where $\eta_{(y)}(t) = \log(yt)\eta_2(t)$ and $y \geq 4$.

Lemma B.2.1. *Let $\eta_2 : \mathbb{R}^+ \rightarrow \mathbb{R}$ be as in (3.4). Let $\eta_{(y)}(t) = \log(yt)\eta_2(t)$, where $y \geq 4$. Then*

$$|\eta'_{(y)}|_1 < (\log y)|\eta'_2|_1. \quad (\text{B.9})$$

Proof. Recall that $\text{supp}(\eta_2) = (1/4, 1)$. For $t \in (1/4, 1/2)$,

$$\eta'_{(y)}(t) = (4 \log(yt) \log 4t)' = \frac{4 \log 4t}{t} + \frac{4 \log yt}{t} \geq \frac{8 \log 4t}{t} > 0,$$

whereas, for $t \in (1/2, 1)$,

$$\eta'_{(y)}(t) = (-4 \log(yt) \log t)' = -\frac{4 \log yt}{t} - \frac{4 \log t}{t} = -\frac{4 \log yt^2}{t} < 0,$$

where we are using the fact that $y \geq 4$. Hence $\eta_{(y)}(t)$ is increasing on $(1/4, 1/2)$ and decreasing on $(1/2, 1)$; it is also continuous at $t = 1/2$. Hence $|\eta'_{(y)}|_1 = 2|\eta_{(y)}(1/2)|$. We are done by

$$2|\eta_{(y)}(1/2)| = 2 \log \frac{y}{2} \cdot \eta_2(1/2) = \log \frac{y}{2} \cdot 8 \log 2 < \log y \cdot 8 \log 2 = (\log y)|\eta'_2|_1.$$

\square

Lemma B.2.2. *Let $y \geq 4$. Let $g(t) = 4e(-t/4) - 4e(-t/2) + e(-t)$ and $k(t) = 2e(-t/4) - e(-t/2)$. Then, for every $t \in \mathbb{R}$,*

$$|g(t) \cdot \log y - k(t) \cdot 4 \log 2| \leq 7.87052 \log y. \quad (\text{B.10})$$

Proof. By Lemma B.1.1, $|g(t)| \leq 7.87052$. Since $y \geq 4$, $k(t) \cdot (4 \log 2) / \log y \leq 6$. For any complex numbers z_1, z_2 with $|z_1|, |z_2| \leq \ell$, we can have $|z_1 - z_2| > \ell$ only if $|\arg(z_1/z_2)| > \pi/3$. It is easy to check that, for all $t \in [-2, 2]$,

$$\left| \arg \left(\frac{g(t) \cdot \log y}{4 \log 2 \cdot k(t)} \right) \right| = \left| \arg \left(\frac{g(t)}{k(t)} \right) \right| < 0.7 < \frac{\pi}{3}.$$

(It is possible to bound maxima rigorously as in (B.4).) Hence (B.10) holds. \square

¹As usual, the code uses interval arithmetic (§2.6).

Lemma B.2.3. *Let $\eta_2 : \mathbb{R}^+ \rightarrow \mathbb{R}$ be as in (3.4). Let $\eta_{(y)}(t) = (\log yt)\eta_2(t)$, where $y \geq 4$. Then*

$$|\widehat{\eta_{(y)}}|_\infty < 31.521 \cdot \log y. \quad (\text{B.11})$$

Proof. Clearly

$$\begin{aligned} \eta_{(y)}''(x) &= \eta_2''(x)(\log y) + \left((\log x)\eta_2''(x) + \frac{2}{x}\eta_2'(x) - \frac{1}{x^2}\eta_2(x) \right) \\ &= \eta_2''(x)(\log y) + 4(\log x)(4\delta_{1/4}(x) - 4\delta_{1/2}(x) + \delta_1(x)) + h(x), \end{aligned}$$

where

$$h(x) = \begin{cases} 0 & \text{if } x < 1/4 \text{ or } x > 1, \\ \frac{4}{x^2}(2 - 2\log 2x) & \text{if } 1/4 \leq x < 1/2, \\ \frac{4}{x^2}(-2 + 2\log x) & \text{if } 1/2 \leq x < 1. \end{cases}$$

(Here we are using the expression (B.7) for $\eta_2''(x)$.) Hence

$$\widehat{\eta_{(y)}}(t) = (4g(t) + \widehat{f}(t))(\log y) + (-16\log 2 \cdot k(t) + \widehat{h}(t)), \quad (\text{B.12})$$

where $k(t) = 2e(-t/4) - e(-t/2)$. Just as in the proof of Lemma B.1.2,

$$|\widehat{f}(t)| \leq \frac{|f'|_1}{2\pi|t|} \leq \frac{80}{\pi|t|}, \quad |\widehat{h}(t)| \leq \frac{160(1 + \log 2)}{\pi|t|}. \quad (\text{B.13})$$

Again as before, this implies that (B.11) holds for

$$|t| \geq \frac{1}{\pi \cdot 0.03892} \left(80 + \frac{160(1 + \log 2)}{(\log 4)} \right) = 2252.51.$$

Note also that it is enough to check (B.11) for $t \geq 0$, by symmetry. Our remaining task is to prove (B.11) for $0 \leq t \leq 2252.21$.

Let $I = [0.3, 2252.21] \setminus [3.25, 3.65]$. For $t \in I$, we will have

$$\arg \left(\frac{4g(t) + \widehat{f}(t)}{-16\log 2 \cdot k(t) + \widehat{h}(t)} \right) \subset \left(-\frac{\pi}{3}, \frac{\pi}{3} \right). \quad (\text{B.14})$$

(This is actually true for $0 \leq t \leq 0.3$ as well, but we will use a different strategy in that range in order to better control error terms.) Consequently, by Lemma B.1.2 and $\log y \geq \log 4$,

$$\begin{aligned} |\widehat{\eta_{(y)}}(t)| &< \max(|4g(t) + \widehat{f}(t)| \cdot (\log y), |16\log 2 \cdot k(t) - \widehat{h}(t)|) \\ &< \max(31.521(\log y), |48\log 2 + 25|) = 31.521 \log y, \end{aligned}$$

where we bound $\widehat{h}(t)$ by (B.13) and by a numerical computation of the maximum of $|\widehat{h}(t)|$ for $0 \leq t \leq 4$ as in the proof of Lemma B.1.2.

It remains to check (B.14). Here, as in the proof of Lemma B.2.2, the allowable error is relatively large (the expression on the left of (B.14) is actually contained in

$(-1, 1)$ for $t \in I$). We decide to evaluate the argument in (B.14) at all $t \in 0.005\mathbb{Z} \cap I$, computing $\widehat{f}(t)$ and $\widehat{h}(t)$ by numerical integration (Simpson's rule) with a subdivision of $[-1/4, 1]$ into 5000 intervals. Proceeding as in the proof of Lemma B.1.1, we see that the sampling induces an error of at most

$$\frac{1}{2}0.005^2 \max_{v \in I} (4|g''(v)| + |(\widehat{f})''(t)|) \leq \frac{0.0001}{8}48\pi^2 < 0.00593 \quad (\text{B.15})$$

in the evaluation of $4g(t) + \widehat{f}(t)$, and an error of at most

$$\begin{aligned} & \frac{1}{2}0.005^2 \max_{v \in I} ((16 \log 2 \cdot |k''(v)| + |(\widehat{h})''(t)|)) \\ & \leq \frac{0.0001}{8} (16 \log 2 \cdot 6\pi^2 + 24\pi^2 \cdot (2 - \log 2)) < 0.0121 \end{aligned} \quad (\text{B.16})$$

in the evaluation of $16 \log 2 \cdot |k''(v)| + |(\widehat{h})''(t)|$.

Running the numerical evaluation just described for $t \in I$, the estimates for the left side of (B.14) at the sample points are at most 0.99134 in absolute value; the absolute values of the estimates for $4g(t) + \widehat{f}(t)$ are all at least 2.7783, and the absolute values of the estimates for $|-16 \log 2 \cdot \log k(t) + \widehat{h}(t)|$ are all at least 2.1166. Numerical integration by Simpson's rule gives errors bounded by 0.17575 percent. Hence the absolute value of the left side of (B.14) is at most

$$\begin{aligned} & 0.99134 + \arcsin \left(\frac{0.00593}{2.7783} + 0.0017575 \right) + \arcsin \left(\frac{0.0121}{2.1166} + 0.0017575 \right) \\ & \leq 1.00271 < \frac{\pi}{3} \end{aligned}$$

for $t \in I$.

Lastly, for $t \in [0, 0.3] \cup [3.25, 3.65]$, a numerical computation (samples at $0.001\mathbb{Z}$; interpolation as in Lemma B.1.2; integrals computed by Simpson's rule with a subdivision into 1000 intervals) gives

$$\max_{t \in [0, 0.3] \cup [3.25, 3.65]} \left(|(4g(t) + \widehat{f}(t))| + \frac{|-16 \log 2 \cdot k(t) + \widehat{h}(t)|}{\log 4} \right) < 29.08,$$

and so $\max_{t \in [0, 0.3] \cup [3.25, 3.65]} |\widehat{\eta''(y)}|_\infty < 29.1 \log y < 31.521 \log y$. \square

An easy integral gives us that the function $\log \cdot \eta_2$ satisfies

$$|\log \cdot \eta_2|_1 = 2 - \log 4 \quad (\text{B.17})$$

The following function will appear only in a lower-order term; thus, an ℓ_1 estimate will do.

Lemma B.2.4. *Let $\eta_2 : \mathbb{R}^+ \rightarrow \mathbb{R}$ be as in (3.4). Then*

$$|(\log \cdot \eta_2)''|_1 = 96 \log 2. \quad (\text{B.18})$$

Proof. The function $\log \cdot \eta(t)$ is 0 for $t \notin [1/4, 1]$, is increasing and negative for $t \in (1/4, 1/2)$ and is decreasing and positive for $t \in (1/2, 1)$. Hence

$$\begin{aligned} |(\log \cdot \eta_2)''|_{\infty} &= 2 \left((\log \cdot \eta_2)' \left(\frac{1}{2} \right) - (\log \cdot \eta_2)' \left(\frac{1}{4} \right) \right) \\ &= 2(16 \log 2 - (-32 \log 2)) = 96 \log 2. \end{aligned}$$

□

Appendix C

Sums involving Λ and ϕ

C.1 Sums over primes

Here we treat some sums of the type $\sum_n \Lambda(n)\varphi(n)$, where φ has compact support. Since the sums are over all integers (not just an arithmetic progression) and there is no phase $e(\alpha n)$ involved, the treatment is relatively straightforward.

The following is standard.

Lemma C.1.1 (Explicit formula). *Let $\varphi : [1, \infty) \rightarrow \mathbb{C}$ be continuous and piecewise C^1 with $\varphi'' \in \ell_1$; let it also be of compact support contained in $[1, \infty)$. Then*

$$\sum_n \Lambda(n)\varphi(n) = \int_1^\infty \left(1 - \frac{1}{x(x^2-1)}\right) \varphi(x)dx - \sum_\rho (M\varphi)(\rho), \quad (\text{C.1})$$

where ρ runs over the non-trivial zeros of $\zeta(s)$.

The non-trivial zeros of $\zeta(s)$ are, of course, those in the critical strip $0 < \Re(s) < 1$.

Remark. Lemma C.1.1 appears as exercise 5 in [IK04, §5.5]; the condition there that φ be smooth can be relaxed, since already the weaker assumption that φ'' be in L^1 implies that the Mellin transform $(M\varphi)(\sigma + it)$ decays quadratically on t as $t \rightarrow \infty$, thereby guaranteeing that the sum $\sum_\rho (M\varphi)(\rho)$ converges absolutely.

Lemma C.1.2. *Let $x \geq 10$. Let η_2 be as in (11.7). Assume that all non-trivial zeros of $\zeta(s)$ with $|\Im(s)| \leq T_0$ lie on the critical line.*

Then

$$\sum_n \Lambda(n)\eta_2\left(\frac{n}{x}\right) = x + O^*\left(0.135x^{1/2} + \frac{9.7}{x^2}\right) + \frac{\log \frac{eT_0}{2\pi}}{T_0} \left(\frac{9/4}{2\pi} + \frac{6.03}{T_0}\right)x. \quad (\text{C.2})$$

In particular, with $T_0 = 3.061 \cdot 10^{10}$ in the assumption, we have, for $x \geq 2000$,

$$\sum_n \Lambda(n)\eta_2\left(\frac{n}{x}\right) = (1 + O^*(\epsilon))x + O^*(0.135x^{1/2}),$$

where $\epsilon = 2.73 \cdot 10^{-10}$.

The assumption that all non-trivial zeros up to $T_0 = 3.061 \cdot 10^{10}$ lie on the critical line was proven rigorously in [Plaa]; higher values of T_0 have been reached elsewhere ([Wed03], [GD04]).

Proof. By Lemma C.1.1,

$$\sum_n \Lambda(n) \eta_2\left(\frac{n}{x}\right) = \int_1^\infty \eta_2\left(\frac{t}{x}\right) dt - \int_1^\infty \frac{\eta_2(t/x)}{t(t^2-1)} dt - \sum_\rho (M\varphi)(\rho),$$

where $\varphi(u) = \eta_2(u/x)$ and ρ runs over all non-trivial zeros of $\zeta(s)$. Since η_2 is non-negative, $\int_1^\infty \eta_2(t/x) dt = x|\eta_2|_1 = x$, while

$$\int_1^\infty \frac{\eta_2(t/x)}{t(t^2-1)} dt = O^*\left(\int_{1/4}^1 \frac{\eta_2(t)}{tx^2(t^2-1/100)} dt\right) = O^*\left(\frac{9.61114}{x^2}\right).$$

By (2.11),

$$\begin{aligned} \sum_\rho (M\varphi)(\rho) &= \sum_\rho M\eta_2(\rho) \cdot x^\rho = \sum_\rho \left(\frac{1-2^{-\rho}}{\rho}\right)^2 x^\rho \\ &= S_1(x) - 2S_1(x/2) + S_1(x/4), \end{aligned}$$

where

$$S_m(x) = \sum_\rho \frac{x^\rho}{\rho^{m+1}}. \quad (\text{C.3})$$

Setting aside the contribution of all ρ with $|\Im(\rho)| \leq T_0$ and all ρ with $|\Im(\rho)| > T_0$ and $\Re(s) \leq 1/2$, and using the symmetry provided by the functional equation, we obtain

$$\begin{aligned} |S_m(x)| &\leq x^{1/2} \cdot \sum_\rho \frac{1}{|\rho|^{m+1}} + x \cdot \sum_{\substack{|\Im(\rho)| > T_0 \\ |\Re(\rho)| > 1/2}} \frac{1}{|\rho|^{m+1}} \\ &\leq x^{1/2} \cdot \sum_\rho \frac{1}{|\rho|^{m+1}} + \frac{x}{2} \cdot \sum_{\substack{|\Im(\rho)| > T_0}} \frac{1}{|\rho|^{m+1}}. \end{aligned}$$

We bound the first sum by [Ros41, Lemma 17] and the second sum by [RS03, Lemma 2]. We obtain

$$|S_m(x)| \leq \left(\frac{1}{2m\pi T_0^m} + \frac{2.68}{T_0^{m+1}}\right) x \log \frac{eT_0}{2\pi} + \kappa_m x^{1/2}, \quad (\text{C.4})$$

where $\kappa_1 = 0.0463$, $\kappa_2 = 0.00167$ and $\kappa_3 = 0.0000744$.

Hence

$$\left| \sum_\rho (M\eta)(\rho) \cdot x^\rho \right| \leq \left(\frac{1}{2\pi T_0} + \frac{2.68}{T_0^2}\right) \frac{9x}{4} \log \frac{eT_0}{2\pi} + \left(\frac{3}{2} + \sqrt{2}\right) \kappa_1 x^{1/2}.$$

For $T_0 = 3.061 \cdot 10^{10}$ and $x \geq 2000$, we obtain

$$\sum_n \Lambda(n) \eta_2 \left(\frac{n}{x} \right) = (1 + O^*(\epsilon))x + O^*(0.135x^{1/2}),$$

where $\epsilon = 2.73 \cdot 10^{-10}$. \square

Corollary C.1.3. *Let η_2 be as in (11.7). Assume that all non-trivial zeros of $\zeta(s)$ with $|\Im(s)| \leq T_0$, $T_0 = 3.061 \cdot 10^{10}$, lie on the critical line. Then, for all $x \geq 1$,*

$$\sum_n \Lambda(n) \eta_2 \left(\frac{n}{x} \right) \leq \min \left((1 + \epsilon)x + 0.2x^{1/2}, 1.04488x \right), \quad (\text{C.5})$$

where $\epsilon = 2.73 \cdot 10^{-10}$.

Proof. Immediate from Lemma C.1.2 for $x \geq 2000$. For $x < 2000$, we use computation as follows. Since $|\eta'_2|_\infty = 16$ and $\sum_{x/4 < n \leq x} \Lambda(n) \leq x$ for all $x \geq 0$, computing $\sum_{n \leq x} \Lambda(n) \eta_2(n/x)$ only for $x \in (1/1000)\mathbb{Z} \cap [0, 2000]$ results in an inaccuracy of at most $(16 \cdot 0.0005/0.9995)x \leq 0.00801x$. This resolves the matter at all points outside $(205, 207)$ (for the first estimate) or outside $(9.5, 10.5)$ and $(13.5, 14.5)$ (for the second estimate). In those intervals, the prime powers n involved do not change (since whether $x/4 < n \leq x$ depends only on n and $[x]$), and thus we can find the maximum of the sum in (C.5) just by taking derivatives. \square

C.2 Sums involving ϕ

We need estimates for several sums involving $\phi(q)$ in the denominator.

The easiest are convergent sums, such as $\sum_q \mu^2(q)/(\phi(q)q)$. We can express this as $\prod_p (1 + 1/(p(p-1)))$. This is a convergent product, and the main task is to bound a tail: for r an integer,

$$\log \prod_{p>r} \left(1 + \frac{1}{p(p-1)} \right) \leq \sum_{p>r} \frac{1}{p(p-1)} \leq \sum_{n>r} \frac{1}{n(n-1)} = \frac{1}{r}. \quad (\text{C.6})$$

A quick computation¹ now suffices to give

$$2.591461 \leq \sum_q \frac{\gcd(q, 2) \mu^2(q)}{\phi(q)q} < 2.591463 \quad (\text{C.7})$$

and so

$$1.295730 \leq \sum_{q \text{ odd}} \frac{\mu^2(q)}{\phi(q)q} < 1.295732, \quad (\text{C.8})$$

since the expression bounded in (C.8) is exactly half of that bounded in (C.7).

¹Using D. Platt's integer arithmetic package.

Again using (C.6), we get that

$$2.826419 \leq \sum_q \frac{\mu^2(q)}{\phi(q)^2} < 2.826421. \quad (\text{C.9})$$

In what follows, we will use values for convergent sums obtained in much the same way – an easy tail bound followed by a computation.

By [Ram95, Lemma 3.4],

$$\begin{aligned} \sum_{q \leq r} \frac{\mu^2(q)}{\phi(q)} &= \log r + c_E + O^*(7.284r^{-1/3}), \\ \sum_{\substack{q \leq r \\ q \text{ odd}}} \frac{\mu^2(q)}{\phi(q)} &= \frac{1}{2} \left(\log r + c_E + \frac{\log 2}{2} \right) + O^*(4.899r^{-1/3}), \end{aligned} \quad (\text{C.10})$$

where

$$c_E = \gamma + \sum_p \frac{\log p}{p(p-1)} = 1.332582275 + O^*(10^{-9}/3)$$

by [RS62, (2.11)]. As we already said in (12.15), this, supplemented by a computation for $r \leq 4 \cdot 10^7$, gives

$$\log r + 1.312 \leq \sum_{q \leq r} \frac{\mu^2(q)}{\phi(q)} \leq \log r + 1.354$$

for $r \geq 182$. In the same way, we get that

$$\frac{1}{2} \log r + 0.83 \leq \sum_{\substack{q \leq r \\ q \text{ odd}}} \frac{\mu^2(q)}{\phi(q)} \leq \frac{1}{2} \log r + 0.85 \quad (\text{C.11})$$

for $r \geq 195$. (The numerical verification here goes up to $1.38 \cdot 10^8$; for $r > 3.18 \cdot 10^8$, use C.11.)

Clearly

$$\sum_{\substack{q \leq 2r \\ q \text{ even}}} \frac{\mu^2(q)}{\phi(q)} = \sum_{\substack{q \leq r \\ q \text{ odd}}} \frac{\mu^2(q)}{\phi(q)}. \quad (\text{C.12})$$

We wish to obtain bounds for the sums

$$\sum_{q \geq r} \frac{\mu^2(q)}{\phi(q)^2}, \quad \sum_{\substack{q \geq r \\ q \text{ odd}}} \frac{\mu^2(q)}{\phi(q)^2}, \quad \sum_{\substack{q \geq r \\ q \text{ even}}} \frac{\mu^2(q)}{\phi(q)^2},$$

where $N \in \mathbb{Z}^+$ and $r \geq 1$. To do this, it will be helpful to express some of the quantities within these sums as convolutions.² For q squarefree and $j \geq 1$,

$$\frac{\mu^2(q)q^{j-1}}{\phi(q)^j} = \sum_{ab=q} \frac{f_j(b)}{a}, \quad (\text{C.13})$$

²The author would like to thank O. Ramaré for teaching him this technique.

where f_j is the multiplicative function defined by

$$f_j(p) = \frac{p^j - (p-1)^j}{(p-1)^j p}, \quad f_j(p^k) = 0 \quad \text{for } k \geq 2.$$

We will also find the following estimate useful.

Lemma C.2.1. *Let $j \geq 2$ be an integer and A a positive real. Let $m \geq 1$ be an integer. Then*

$$\sum_{\substack{a \geq A \\ (a,m)=1}} \frac{\mu^2(a)}{a^j} \leq \frac{\zeta(j)/\zeta(2j)}{A^{j-1}} \cdot \prod_{p|m} \left(1 + \frac{1}{p^j}\right)^{-1}. \quad (\text{C.14})$$

It is useful to note that $\zeta(2)/\zeta(4) = 15/\pi^2 = 1.519817\dots$ and $\zeta(3)/\zeta(6) = 1.181564\dots$

Proof. The right side of (C.14) decreases as A increases, while the left side depends only on $\lceil A \rceil$. Hence, it is enough to prove (C.14) when A is an integer.

For $A = 1$, (C.14) is an equality. Let

$$C = \frac{\zeta(j)}{\zeta(2j)} \cdot \prod_{p|m} \left(1 + \frac{1}{p^j}\right)^{-1}.$$

Let $A \geq 2$. Since

$$\sum_{\substack{a \geq A \\ (a,m)=1}} \frac{\mu^2(a)}{a^j} = C - \sum_{\substack{a < A \\ (a,m)=1}} \frac{\mu^2(a)}{a^j}$$

and

$$\begin{aligned} C &= \sum_{\substack{a \\ (a,m)=1}} \frac{\mu^2(a)}{a^j} < \sum_{\substack{a < A \\ (a,m)=1}} \frac{\mu^2(a)}{a^j} + \frac{1}{A^j} + \int_A^\infty \frac{1}{t^j} dt \\ &= \sum_{\substack{a < A \\ (a,m)=1}} \frac{\mu^2(a)}{a^j} + \frac{1}{A^j} + \frac{1}{(j-1)A^{j-1}}, \end{aligned}$$

we obtain

$$\begin{aligned} \sum_{\substack{a \geq A \\ (a,m)=1}} \frac{\mu^2(a)}{a^j} &= \frac{1}{A^{j-1}} \cdot C + \frac{A^{j-1} - 1}{A^{j-1}} \cdot C - \sum_{\substack{a < A \\ (a,m)=1}} \frac{\mu^2(a)}{a^j} \\ &< \frac{C}{A^{j-1}} + \frac{A^{j-1} - 1}{A^{j-1}} \cdot \left(\frac{1}{A^j} + \frac{1}{(j-1)A^{j-1}} \right) - \frac{1}{A^{j-1}} \sum_{\substack{a < A \\ (a,m)=1}} \frac{\mu^2(a)}{a^j} \\ &\leq \frac{C}{A^{j-1}} + \frac{1}{A^{j-1}} \left(\left(1 - \frac{1}{A^{j-1}}\right) \left(\frac{1}{A} + \frac{1}{j-1}\right) - 1 \right). \end{aligned}$$

Since $(1 - 1/A)(1/A + 1) < 1$ and $1/A + 1/(j-1) \leq 1$ for $j \geq 3$, we obtain that

$$\left(1 - \frac{1}{A^{j-1}}\right) \left(\frac{1}{A} + \frac{1}{j-1}\right) < 1$$

for all integers $j \geq 2$, and so the statement follows. \square

We now obtain easily the estimates we want: by (C.13) and Lemma C.2.1 (with $j = 2$ and $m = 1$),

$$\begin{aligned} \sum_{q \geq r} \frac{\mu^2(q)}{\phi(q)^2} &= \sum_{q \geq r} \sum_{ab=q} \frac{f_2(b)}{a} \frac{\mu^2(q)}{q} \leq \sum_{b \geq 1} \frac{f_2(b)}{b} \sum_{a \geq r/b} \frac{\mu^2(a)}{a^2} \\ &\leq \frac{\zeta(2)/\zeta(4)}{r} \sum_{b \geq 1} f_2(b) = \frac{15}{r} \prod_p \left(1 + \frac{2p-1}{(p-1)^2 p}\right) \leq \frac{6.7345}{r}. \end{aligned} \quad (\text{C.15})$$

Similarly, by (C.13) and Lemma C.2.1 (with $j = 2$ and $m = 2$),

$$\begin{aligned} \sum_{\substack{q \geq r \\ q \text{ odd}}} \frac{\mu^2(q)}{\phi(q)^2} &= \sum_{\substack{b \geq 1 \\ b \text{ odd}}} \frac{f_2(b)}{b} \sum_{\substack{a \geq r/b \\ a \text{ odd}}} \frac{\mu^2(a)}{a^2} \leq \frac{\zeta(2)/\zeta(4)}{1 + 1/2^2} \frac{1}{r} \sum_{b \text{ odd}} f_2(b) \\ &= \frac{12}{\pi^2} \frac{1}{r} \prod_{p > 2} \left(1 + \frac{2p-1}{(p-1)^2 p}\right) \leq \frac{2.15502}{r} \end{aligned} \quad (\text{C.16})$$

$$\sum_{\substack{q \geq r \\ q \text{ even}}} \frac{\mu^2(q)}{\phi(q)^2} = \sum_{\substack{q \geq r/2 \\ q \text{ odd}}} \frac{\mu^2(q)}{\phi(q)^2} \leq \frac{4.31004}{r}. \quad (\text{C.17})$$

Lastly,

$$\begin{aligned} \sum_{\substack{q \leq r \\ q \text{ odd}}} \frac{\mu^2(q)q}{\phi(q)} &= \sum_{\substack{q \leq r \\ q \text{ odd}}} \mu^2(q) \sum_{d|q} \frac{1}{\phi(d)} = \sum_{\substack{d \leq r \\ d \text{ odd}}} \frac{1}{\phi(d)} \sum_{\substack{q \leq r \\ d|q \\ q \text{ odd}}} \mu^2(q) \leq \sum_{\substack{d \leq r \\ d \text{ odd}}} \frac{1}{2\phi(d)} \left(\frac{r}{d} + 1\right) \\ &\leq \frac{r}{2} \sum_{d \text{ odd}} \frac{1}{\phi(d)d} + \frac{1}{2} \sum_{\substack{d \leq r \\ d \text{ odd}}} \frac{1}{\phi(d)} \leq 0.64787r + \frac{\log r}{4} + 0.425, \end{aligned} \quad (\text{C.18})$$

where we are using (C.8) and (C.11).

* * *

Since we are on the subject of $\phi(q)$, let us also prove a simple lemma that we use at various points in the text to bound $q/\phi(q)$.

Lemma C.2.2. *For any $q \geq 1$ and any $r \geq \max(3, q)$,*

$$\frac{q}{\phi(q)} < F(r),$$

where

$$F(r) = e^\gamma \log \log r + \frac{2.50637}{\log \log r}. \quad (\text{C.19})$$

Proof. Since $F(r)$ is increasing for $r \geq 27$, the statement follows immediately for $q \geq 27$ by [RS62, Thm. 15]:

$$\frac{q}{\phi(q)} < F(q) \leq F(r).$$

For $q < 27$, it is clear that $q/\phi(q) \leq 2 \cdot 3/(1 \cdot 2) = 3$. By the arithmetic/geometric mean inequality, $F(t) \geq 2\sqrt{e^\gamma 2.50637} > 3$ for all $t > e$, and so the lemma holds for $q < 27$. \square

Appendix D

Checking small n by checking zeros of $\zeta(s)$

In order to show that every odd number $n \leq N$ is the sum of three primes, it is enough to show for some $M \leq N$ that

1. every even integer $4 \leq m \leq M$ can be written as the sum of two primes,
2. the difference between any two consecutive primes $\leq N$ is at most $M - 4$.

(If we want to show that every odd number $n \leq N$ is the sum of three *odd* primes, we just replace $M - 4$ by $M - 6$ in (2).) The best known result of type (1) is that of Oliveira e Silva, Herzog and Pardi ([OeSHP14], $M = 4 \cdot 10^{18}$). As for (2), it was proven in [HP13] for $M = 4 \cdot 10^{18}$ and $N = 8.875694 \cdot 10^{30}$ by a direct computation (valid even if we replace $M - 4$ by $M - 6$ in the statement of (2)).

Alternatively, one can establish results of type (2) by means of numerical verifications of the Riemann hypothesis up to a certain height. This is a classical approach, followed in [RS75] and [Sch76], and later in [RS03]; we will use the version of (1) kindly provided by Ramaré in [Ramd]. We carry out this approach in full here, not because it is preferable to [HP13] – it is still based on computations, and it is slightly more indirect than [HP13] – but simply to show that one can establish what we need by a different route.

A numerical verification of the Riemann hypothesis up to a certain height consists simply in checking that all (non-trivial) zeroes z of the Riemann zeta function up to a height H (meaning: $\Im(z) \leq H$) lie on the critical line $\Re(z) = 1/2$.

The height up to which the Riemann hypothesis has actually been fully verified is not a matter on which there is unanimity. The strongest claim in the literature is in [GD04], which states that the first 10^{13} zeroes of the Riemann zeta function lie on the critical line $\Re(z) = 1/2$. This corresponds to checking the Riemann hypothesis up to height $H = 2.44599 \cdot 10^{12}$. It is unclear whether this computation was or could be easily made rigorous; as pointed out in [SD10, p. 2398], it has not been replicated yet.

Before [GD04], the strongest results were those of the ZetaGrid distributed computing project led by S. Wedeniwski [Wed03]; the method followed in it was more

traditional, and should allow rigorous verification involving interval arithmetic. Unfortunately, the results were never formally published. The statement that the ZetaGrid project verified the first $9 \cdot 10^{11}$ zeroes (corresponding to $H = 2.419 \cdot 10^{11}$) is often quoted (e.g., [Bom10, p. 29]); this is the point to which the project had got by the time of Gourdon and Demichel's announcement. Wedeniwski asserts in private communication that the project verified the first 10^{12} zeroes, and that the computation was double-checked (by the same method).

The strongest claim prior to ZetaGrid was that of van de Lune ($H = 3.293 \cdot 10^9$, first 10^{10} zeroes; unpublished). Recently, Platt [Plaa] checked the first $1.1 \cdot 10^{11}$ zeroes ($H = 3.061 \cdot 10^{10}$) rigorously, following a method essentially based on that in [Boo06a]. Note that [Plaa] uses interval arithmetic, which is highly desirable for floating-point computations.

Proposition D.0.3. *Every odd integer $5 \leq n \leq n_0$ is the sum of three primes, where*

$$n_0 = \begin{cases} 5.90698 \cdot 10^{29} & \text{if [GD04] is used } (H = 2.44 \cdot 10^{12}), \\ 6.15697 \cdot 10^{28} & \text{if ZetaGrid results are used } (H = 2.419 \cdot 10^{11}), \\ 1.23163 \cdot 10^{27} & \text{if [Plaa] is used } (H = 3.061 \cdot 10^{10}). \end{cases}$$

Proof. For $n \leq 4 \cdot 10^{18} + 3$, this is immediate from [OeSHP14]. Let $4 \cdot 10^{18} + 3 < n \leq n_0$. We need to show that there is a prime p in $[n - 4 - (n - 4)/\Delta, n - 4]$, where Δ is large enough for $(n - 4)/\Delta \leq 4 \cdot 10^{18} - 4$ to hold. We will then have that $4 \leq n - p \leq 4 + (n - 4)/\Delta \leq 4 \cdot 10^{18}$. Since $n - p$ is even, [OeSHP14] will then imply that $n - p$ is the sum of two primes p', p'' , and so

$$n = p + p' + p''.$$

Since $n - 4 > 10^{11}$, the interval $[n - 4 - (n - 4)/\Delta, n - 4]$ with $\Delta = 28314000$ must contain a prime [RS03]. This gives the solution for $(n - 4) \leq 1.1325 \cdot 10^{26}$, since then $(n - 4) \leq 4 \cdot 10^{18} - 4$. Note $1.1325 \cdot 10^{26} > e^{59}$.

From here onwards, we use the tables in [Ramd] to find acceptable values of Δ . Since $n - 4 \geq e^{59}$, we can choose

$$\Delta = \begin{cases} 52211882224 & \text{if [GD04] is used (case (a)),} \\ 13861486834 & \text{if ZetaGrid is used (case (b)),} \\ 307779681 & \text{if [Plaa] is used (case (c)).} \end{cases}$$

This gives us $(n - 4)/\Delta \leq 4 \cdot 10^{18} - 4$ for $n - 4 < e^{r_0}$, where $r_0 = 67$ in case (a), $r_0 = 66$ in case (b) and $r_0 = 62$ in case (c).

If $n - 4 \geq e^{r_0}$, we can choose (again by [Ramd])

$$\Delta = \begin{cases} 146869130682 & \text{in case (a),} \\ 15392435100 & \text{in case (b),} \\ 307908668 & \text{in case (c).} \end{cases}$$

This is enough for $n - 4 < e^{68}$ in case (a), and without further conditions for (b) or (c).

Finally, if $n - 4 \geq e^{68}$ and we are in case (a), [Ramd] assures us that the choice

$$\Delta = 147674531294$$

is valid; we verify as well that $(n_0 - 4)/\Delta \leq 4 \cdot 10^{18} - 4$. □

In other words, the rigorous results in [Plaa] are enough to show the result for all odd $n \leq 10^{27}$. Of course, [HP13] is also more than enough, and gives stronger results than Prop. D.0.3.

Bibliography

- [AS64] M. Abramowitz and I. A. Stegun. *Handbook of mathematical functions with formulas, graphs, and mathematical tables*, volume 55 of *National Bureau of Standards Applied Mathematics Series*. For sale by the Superintendent of Documents, U.S. Government Printing Office, Washington, D.C., 1964.
- [BBO10] J. Bertrand, P. Bertrand, and J.-P. Ovarlez. Mellin transform. In A. D. Poularikas, editor, *Transforms and applications handbook*. CRC Press, Boca Raton, FL, 2010.
- [Bom74] E. Bombieri. *Le grand crible dans la théorie analytique des nombres*. Société Mathématique de France, Paris, 1974. Avec une sommaire en anglais, Astérisque, No. 18.
- [Bom10] E. Bombieri. The classical theory of zeta and L -functions. *Milan J. Math.*, 78(1):11–59, 2010.
- [Bom76] E. Bombieri. On twin almost primes. *Acta Arith.*, 28(2):177–193, 1975/76.
- [Boo06a] A. R. Booker. Artin’s conjecture, Turing’s method, and the Riemann hypothesis. *Experiment. Math.*, 15(4):385–407, 2006.
- [Boo06b] A. R. Booker. Turing and the Riemann hypothesis. *Notices Amer. Math. Soc.*, 53(10):1208–1211, 2006.
- [Bor56] K. G. Borodzkin. On the problem of I. M. Vinogradov’s constant (in Russian). In *Proc. Third All-Union Math. Conf.*, volume 1, page 3. Izdat. Akad. Nauk SSSR, Moscow, 1956.
- [Bou99] J. Bourgain. On triples in arithmetic progression. *Geom. Funct. Anal.*, 9(5):968–984, 1999.
- [BR02] G. Bastien and M. Rogalski. Convexité, complète monotonie et inégalités sur les fonctions zêta et gamma, sur les fonctions des opérateurs de Baskakov et sur des fonctions arithmétiques. *Canad. J. Math.*, 54(5):916–944, 2002.

- [But11] Y. Buttkewitz. Exponential sums over primes and the prime twin problem. *Acta Math. Hungar.*, 131(1-2):46–58, 2011.
- [Che73] J. R. Chen. On the representation of a larger even integer as the sum of a prime and the product of at most two primes. *Sci. Sinica*, 16:157–176, 1973.
- [Che85] J. R. Chen. On the estimation of some trigonometrical sums and their application. *Sci. Sinica Ser. A*, 28(5):449–458, 1985.
- [Chu37] N.G. Chudakov. On the Goldbach problem. *C. R. (Dokl.) Acad. Sci. URSS, n. Ser.*, 17:335–338, 1937.
- [Chu38] N.G. Chudakov. On the density of the set of even numbers which are not representable as the sum of two odd primes. *Izv. Akad. Nauk SSSR Ser. Mat.* 2, pages 25–40, 1938.
- [Chu47] N. G. Chudakov. *Introduction to the theory of Dirichlet L-functions*. OGIZ, Moscow-Leningrad, 1947. In Russian.
- [CW89] J. R. Chen and T. Z. Wang. On the Goldbach problem. *Acta Math. Sinica*, 32(5):702–718, 1989.
- [CW96] J. R. Chen and T. Z. Wang. The Goldbach problem for odd numbers. *Acta Math. Sinica (Chin. Ser.)*, 39(2):169–174, 1996.
- [Dab96] H. Daboussi. Effective estimates of exponential sums over primes. In *Analytic number theory, Vol. 1 (Allerton Park, IL, 1995)*, volume 138 of *Progr. Math.*, pages 231–244. Birkhäuser Boston, Boston, MA, 1996.
- [Dav67] H. Davenport. *Multiplicative number theory*. Markham Publishing Co., Chicago, Ill., 1967. Lectures given at the University of Michigan, Winter Term.
- [dB81] N. G. de Bruijn. *Asymptotic methods in analysis*. Dover Publications Inc., New York, third edition, 1981.
- [Des08] R. Descartes. Œuvres de Descartes publiées par Charles Adam et Paul Tannery sous les auspices du Ministère de l’Instruction publique. Physico-mathematica. Compendium musicae. Regulae ad directionem ingenii. Recherche de la vérité. Supplément à la correspondance. X. Paris: Léopold Cerf. IV u. 691 S. 4°, 1908.
- [Des77] J.-M. Deshouillers. Sur la constante de Šnirel’man. In *Séminaire Delange-Pisot-Poitou, 17e année: (1975/76), Théorie des nombres: Fac. 2, Exp. No. G16*, page 6. Secrétariat Math., Paris, 1977.
- [DEtRZ97] J.-M. Deshouillers, G. Effinger, H. te Riele, and D. Zinoviev. A complete Vinogradov 3-primes theorem under the Riemann hypothesis. *Electron. Res. Announc. Amer. Math. Soc.*, 3:99–104, 1997.

- [Dic66] L. E. Dickson. *History of the theory of numbers. Vol. I: Divisibility and primality*. Chelsea Publishing Co., New York, 1966.
- [DLDDD⁺10] C. Daramy-Loirat, F. De Dinechin, D. Defour, M. Gallet, N. Gast, and Ch. Lauter. Crlibm, March 2010. version 1.0beta4.
- [DR01] H. Daboussi and J. Rivat. Explicit upper bounds for exponential sums over primes. *Math. Comp.*, 70(233):431–447 (electronic), 2001.
- [Dre93] F. Dress. Fonction sommatoire de la fonction de Möbius. I. Majorations expérimentales. *Experiment. Math.*, 2(2):89–98, 1993.
- [DS70] H. G. Diamond and J. Steinig. An elementary proof of the prime number theorem with a remainder term. *Invent. Math.*, 11:199–258, 1970.
- [Eff99] G. Effinger. Some numerical implications of the Hardy and Littlewood analysis of the 3-primes problem. *Ramanujan J.*, 3(3):239–280, 1999.
- [EM95] M. El Marraki. Fonction sommatoire de la fonction de Möbius. III. Majorations asymptotiques effectives fortes. *J. Théor. Nombres Bordeaux*, 7(2):407–433, 1995.
- [EM96] M. El Marraki. Majorations de la fonction sommatoire de la fonction $\frac{\mu(n)}{n}$. Univ. Bordeaux 1, preprint (96-8), 1996.
- [Est37] T. Estermann. On Goldbach’s Problem : Proof that Almost all Even Positive Integers are Sums of Two Primes. *Proc. London Math. Soc.*, S2-44(4):307–314, 1937.
- [FI98] J. Friedlander and H. Iwaniec. Asymptotic sieve for primes. *Ann. of Math. (2)*, 148(3):1041–1065, 1998.
- [FI10] J. Friedlander and H. Iwaniec. *Opera de cribro*, volume 57 of *American Mathematical Society Colloquium Publications*. American Mathematical Society, Providence, RI, 2010.
- [For02] K. Ford. Vinogradov’s integral and bounds for the Riemann zeta function. *Proc. London Math. Soc. (3)*, 85(3):565–633, 2002.
- [GD04] X. Gourdon and P. Demichel. The first 10^{13} zeros of the Riemann zeta function, and zeros computation at very large height. <http://numbers.computation.free.fr/Constants/Miscellaneous/zetazeros1e13-1e24.pdf>, 2004.
- [GR94] I. S. Gradshteyn and I. M. Ryzhik. *Table of integrals, series, and products*. Academic Press, Inc., Boston, MA, fifth edition, 1994. Translation edited and with a preface by Alan Jeffrey.
- [GR96] A. Granville and O. Ramaré. Explicit bounds on exponential sums and the scarcity of squarefree binomial coefficients. *Mathematika*, 43(1):73–107, 1996.

- [Har66] G. H. Hardy. *Collected papers of G. H. Hardy (Including Joint papers with J. E. Littlewood and others). Vol. I.* Edited by a committee appointed by the London Mathematical Society. Clarendon Press, Oxford, 1966.
- [HB79] D. R. Heath-Brown. The fourth power moment of the Riemann zeta function. *Proc. London Math. Soc.* (3), 38(3):385–422, 1979.
- [HB85] D. R. Heath-Brown. The ternary Goldbach problem. *Rev. Mat. Iberoamericana*, 1(1):45–59, 1985.
- [HB11] H. Hong and Ch. W. Brown. QEPCAD B – Quantifier elimination by partial cylindrical algebraic decomposition, May 2011. version 1.62.
- [Hela] H. A. Helfgott. Major arcs for Goldbach’s problem. Preprint. Available at `arXiv:1203.5712`.
- [Helb] H. A. Helfgott. Minor arcs for Goldbach’s problem. Preprint. Available as `arXiv:1205.5252`.
- [Helc] H. A. Helfgott. The Ternary Goldbach Conjecture is true. Preprint. Available as `arXiv:1312.7748`.
- [Hel13a] H. Helfgott. La conjetura débil de Goldbach. *Gac. R. Soc. Mat. Esp.*, 16(4), 2013.
- [Hel13b] H. A. Helfgott. The ternary Goldbach conjecture, 2013. Available at <http://valuevar.wordpress.com/2013/07/02/the-ternary-goldbach-conjecture/>.
- [Hel14a] H. A. Helfgott. La conjecture de Goldbach ternaire. *Gaz. Math.*, (140):5–18, 2014. Translated by Margaret Bilu, revised by the author.
- [Hel14b] H. A. Helfgott. The ternary Goldbach problem. To appear in Proceedings of the International Congress of Mathematicians (Seoul, Korea, 2014), 2014.
- [HL22] G. H. Hardy and J. E. Littlewood. Some problems of ‘Partitio numerorum’; III: On the expression of a number as a sum of primes. *Acta Math.*, 44(1):1–70, 1922.
- [HP13] H. A. Helfgott and David J. Platt. Numerical verification of the ternary Goldbach conjecture up to $8.875 \cdot 10^{30}$. *Exp. Math.*, 22(4):406–409, 2013.
- [HR00] G. H. Hardy and S. Ramanujan. Asymptotic formulæ in combinatory analysis [Proc. London Math. Soc. (2) 17 (1918), 75–115]. In *Collected papers of Srinivasa Ramanujan*, pages 276–309. AMS Chelsea Publ., Providence, RI, 2000.

- [Hux72] M. N. Huxley. Irregularity in sifted sequences. *J. Number Theory*, 4:437–454, 1972.
- [IK04] H. Iwaniec and E. Kowalski. *Analytic number theory*, volume 53 of *American Mathematical Society Colloquium Publications*. American Mathematical Society, Providence, RI, 2004.
- [Kad] H. Kadiri. An explicit zero-free region for the Dirichlet L -functions. Preprint. Available as `arXiv:0510570`.
- [Kad05] H. Kadiri. Une région explicite sans zéros pour la fonction ζ de Riemann. *Acta Arith.*, 117(4):303–339, 2005.
- [Kar93] A. A. Karatsuba. *Basic analytic number theory*. Springer-Verlag, Berlin, 1993. Translated from the second (1983) Russian edition and with a preface by Melvyn B. Nathanson.
- [Knü99] O. Knüppel. PROFIL/BIAS, February 1999. version 2.
- [Kor58] N. M. Korobov. Estimates of trigonometric sums and their applications. *Uspehi Mat. Nauk*, 13(4 (82)):185–192, 1958.
- [Lam08] B. Lambov. Interval arithmetic using SSE-2. In *Reliable Implementation of Real Number Algorithms: Theory and Practice. International Seminar Dagstuhl Castle, Germany, January 8-13, 2006*, volume 5045 of *Lecture Notes in Computer Science*, pages 102–113. Springer, Berlin, 2008.
- [Leh66] R. Sherman Lehman. On the difference $\pi(x) - \text{li}(x)$. *Acta Arith.*, 11:397–410, 1966.
- [LW02] M.-Ch. Liu and T. Wang. On the Vinogradov bound in the three primes Goldbach conjecture. *Acta Arith.*, 105(2):133–175, 2002.
- [Mar41] K. K. Mardzhanishvili. On the proof of the Goldbach-Vinogradov theorem (in Russian). *C. R. (Doklady) Acad. Sci. URSS (N.S.)*, 30(8):681–684, 1941.
- [McC84a] K. S. McCurley. Explicit estimates for the error term in the prime number theorem for arithmetic progressions. *Math. Comp.*, 42(165):265–285, 1984.
- [McC84b] K. S. McCurley. Explicit zero-free regions for Dirichlet L -functions. *J. Number Theory*, 19(1):7–32, 1984.
- [Mon68] H. L. Montgomery. A note on the large sieve. *J. London Math. Soc.*, 43:93–98, 1968.
- [Mon71] H. L. Montgomery. *Topics in multiplicative number theory*. Lecture Notes in Mathematics, Vol. 227. Springer-Verlag, Berlin, 1971.

- [MV73] H. L. Montgomery and R. C. Vaughan. The large sieve. *Mathematika*, 20:119–134, 1973.
- [MV74] H. L. Montgomery and R. C. Vaughan. Hilbert’s inequality. *J. London Math. Soc. (2)*, 8:73–82, 1974.
- [MV07] H. L. Montgomery and R. C. Vaughan. *Multiplicative number theory. I. Classical theory*, volume 97 of *Cambridge Studies in Advanced Mathematics*. Cambridge University Press, Cambridge, 2007.
- [Ned06] N. S. Nedialkov. VNODE-LP: a validated solver for initial value problems in ordinary differential equations, July 2006. version 0.3.
- [OeSHP14] T. Oliveira e Silva, S. Herzog, and S. Pardi. Empirical verification of the even Goldbach conjecture, and computation of prime gaps, up to $4 \cdot 10^{18}$. *Math. Comp.*, 83:2033–2060, 2014.
- [OLBC10] F. W. J. Olver, D. W. Lozier, R. F. Boisvert, and Ch. W. Clark, editors. *NIST handbook of mathematical functions*. U.S. Department of Commerce National Institute of Standards and Technology, Washington, DC, 2010. With 1 CD-ROM (Windows, Macintosh and UNIX).
- [Olv58] F. W. J. Olver. Uniform asymptotic expansions of solutions of linear second-order differential equations for large values of a parameter. *Philos. Trans. Roy. Soc. London. Ser. A*, 250:479–517, 1958.
- [Olv59] F. W. J. Olver. Uniform asymptotic expansions for Weber parabolic cylinder functions of large orders. *J. Res. Nat. Bur. Standards Sect. B*, 63B:131–169, 1959.
- [Olv61] F. W. J. Olver. Two inequalities for parabolic cylinder functions. *Proc. Cambridge Philos. Soc.*, 57:811–822, 1961.
- [Olv65] F. W. J. Olver. On the asymptotic solution of second-order differential equations having an irregular singularity of rank one, with an application to Whittaker functions. *J. Soc. Indust. Appl. Math. Ser. B Numer. Anal.*, 2:225–243, 1965.
- [Olv74] F. W. J. Olver. *Asymptotics and special functions*. Academic Press [A subsidiary of Harcourt Brace Jovanovich, Publishers], New York-London, 1974. Computer Science and Applied Mathematics.
- [Plaa] D. Platt. Computing $\pi(x)$ analytically. To appear in *Math. Comp.*. Available as [arXiv:1203.5712](https://arxiv.org/abs/1203.5712).
- [Plab] D. Platt. Numerical computations concerning GRH. Preprint. Available at [arXiv:1305.3087](https://arxiv.org/abs/1305.3087).
- [Pla11] D. Platt. *Computing degree 1 L-functions rigorously*. PhD thesis, Bristol University, 2011.

- [Rama] O. Ramaré. État des lieux. Preprint. Available as <http://math.univ-lille1.fr/~ramare/Maths/ExplicitJNTB.pdf>.
- [Ramb] O. Ramaré. Explicit estimates on several summatory functions involving the Moebius function. To appear in *Math. Comp.*
- [Ramc] O. Ramaré. A sharp bilinear form decomposition for primes and Moebius function. Preprint. To appear in *Acta. Math. Sinica*.
- [Ramd] O. Ramaré. Short effective intervals containing primes. Preprint.
- [Ram95] O. Ramaré. On Šnirel'man's constant. *Ann. Scuola Norm. Sup. Pisa Cl. Sci. (4)*, 22(4):645–706, 1995.
- [Ram09] O. Ramaré. *Arithmetical aspects of the large sieve inequality*, volume 1 of *Harish-Chandra Research Institute Lecture Notes*. Hindustan Book Agency, New Delhi, 2009. With the collaboration of D. S. Ramana.
- [Ram10] O. Ramaré. On Bombieri's asymptotic sieve. *J. Number Theory*, 130(5):1155–1189, 2010.
- [Ram13] O. Ramaré. From explicit estimates for primes to explicit estimates for the Möbius function. *Acta Arith.*, 157(4):365–379, 2013.
- [Ram14] O. Ramaré. Explicit estimates on the summatory functions of the Möbius function with coprimality restrictions. *Acta Arith.*, 165(1):1–10, 2014.
- [Ros41] B. Rosser. Explicit bounds for some functions of prime numbers. *Amer. J. Math.*, 63:211–232, 1941.
- [RR96] O. Ramaré and R. Rumely. Primes in arithmetic progressions. *Math. Comp.*, 65(213):397–425, 1996.
- [RS62] J. B. Rosser and L. Schoenfeld. Approximate formulas for some functions of prime numbers. *Illinois J. Math.*, 6:64–94, 1962.
- [RS75] J. B. Rosser and L. Schoenfeld. Sharper bounds for the Chebyshev functions $\theta(x)$ and $\psi(x)$. *Math. Comp.*, 29:243–269, 1975. Collection of articles dedicated to Derrick Henry Lehmer on the occasion of his seventieth birthday.
- [RS03] O. Ramaré and Y. Saouter. Short effective intervals containing primes. *J. Number Theory*, 98(1):10–33, 2003.
- [RV83] H. Riesel and R. C. Vaughan. On sums of primes. *Ark. Mat.*, 21(1):46–74, 1983.
- [Sao98] Y. Saouter. Checking the odd Goldbach conjecture up to 10^{20} . *Math. Comp.*, 67(222):863–866, 1998.

- [Sch33] L. Schnirelmann. Über additive Eigenschaften von Zahlen. *Math. Ann.*, 107(1):649–690, 1933.
- [Sch76] L. Schoenfeld. Sharper bounds for the Chebyshev functions $\theta(x)$ and $\psi(x)$. II. *Math. Comp.*, 30(134):337–360, 1976.
- [SD10] Y. Saouter and P. Demichel. A sharp region where $\pi(x) - \text{li}(x)$ is positive. *Math. Comp.*, 79(272):2395–2405, 2010.
- [Sel91] A. Selberg. Lectures on sieves. In *Collected papers, vol. II*, pages 66–247. Springer Berlin, 1991.
- [Sha14] X. Shao. A density version of the Vinogradov three primes theorem. *Duke Math. J.*, 163(3):489–512, 2014.
- [Shu92] F. H. Shu. The Cosmos. In *Encyclopaedia Britannica, Macropaedia*, volume 16, pages 762–795. Encyclopaedia Britannica, Inc., 15 edition, 1992.
- [Tao14] T. Tao. Every odd number greater than 1 is the sum of at most five primes. *Math. Comp.*, 83(286):997–1038, 2014.
- [Tem10] N. M. Temme. Parabolic cylinder functions. In *NIST Handbook of mathematical functions*, pages 303–319. U.S. Dept. Commerce, Washington, DC, 2010.
- [Tru] T. S. Trudgian. An improved upper bound for the error in the zero-counting formulae for Dirichlet L -functions and Dedekind zeta-functions. Preprint.
- [Tuc11] W. Tucker. *Validated numerics: A short introduction to rigorous computations*. Princeton University Press, Princeton, NJ, 2011.
- [Tur53] A. M. Turing. Some calculations of the Riemann zeta-function. *Proc. London Math. Soc. (3)*, 3:99–117, 1953.
- [TV03] N. M. Temme and R. Vidunas. Parabolic cylinder functions: examples of error bounds for asymptotic expansions. *Anal. Appl. (Singap.)*, 1(3):265–288, 2003.
- [van37] J. G. van der Corput. Sur l’hypothèse de Goldbach pour presque tous les nombres pairs. *Acta Arith.*, 2:266–290, 1937.
- [Vau77a] R. C. Vaughan. On the estimation of Schnirelman’s constant. *J. Reine Angew. Math.*, 290:93–108, 1977.
- [Vau77b] R.-C. Vaughan. Sommes trigonométriques sur les nombres premiers. *C. R. Acad. Sci. Paris Sér. A-B*, 285(16):A981–A983, 1977.
- [Vau80] R. C. Vaughan. Recent work in additive prime number theory. In *Proceedings of the International Congress of Mathematicians (Helsinki, 1978)*, pages 389–394. Acad. Sci. Fennica, Helsinki, 1980.

- [Vau97] R. C. Vaughan. *The Hardy-Littlewood method*, volume 125 of *Cambridge Tracts in Mathematics*. Cambridge University Press, Cambridge, second edition, 1997.
- [Vin37] I. M. Vinogradov. A new method in analytic number theory (Russian). *Tr. Mat. Inst. Steklova*, 10:5–122, 1937.
- [Vin47] I.M. Vinogradov. The method of trigonometrical sums in the theory of numbers (Russian). *Tr. Mat. Inst. Steklova*, 23:3–109, 1947.
- [Vin54] I. M. Vinogradov. *The method of trigonometrical sums in the theory of numbers*. Interscience Publishers, London and New York, 1954. Translated, revised and annotated by K. F. Roth and Anne Davenport.
- [Vin58] I. M. Vinogradov. A new estimate of the function $\zeta(1 + it)$. *Izv. Akad. Nauk SSSR. Ser. Mat.*, 22:161–164, 1958.
- [Vin04] I. M. Vinogradov. *The method of trigonometrical sums in the theory of numbers*. Dover Publications Inc., Mineola, NY, 2004. Translated from the Russian, revised and annotated by K. F. Roth and Anne Davenport, Reprint of the 1954 translation.
- [Wed03] S. Wedeniwski. ZetaGrid - Computational verification of the Riemann hypothesis. Conference in Number Theory in honour of Professor H. C. Williams, Banff, Alberta, Canada, May 2003.
- [Wei84] A. Weil. *Number theory: An approach through history. From Hammurapi to Legendre*. Birkhäuser Boston, Inc., Boston, MA, 1984.
- [Whi03] E. T. Whittaker. On the functions associated with the parabolic cylinder in harmonic analysis. *Proc. London Math. Soc.*, 35:417–427, 1903.
- [Wig20] S. Wigert. Sur la théorie de la fonction $\zeta(s)$ de Riemann. *Ark. Mat.*, 14:1–17, 1920.
- [Won01] R. Wong. *Asymptotic approximations of integrals*, volume 34 of *Classics in Applied Mathematics*. Society for Industrial and Applied Mathematics (SIAM), Philadelphia, PA, 2001. Corrected reprint of the 1989 original.
- [Zin97] D. Zinoviev. On Vinogradov's constant in Goldbach's ternary problem. *J. Number Theory*, 65(2):334–358, 1997.