

A better conditioned Domain Wall Operator

H. Neff, Luzernerstrasse 43, 6330 Cham, Switzerland *

June 13, 2021

Abstract

A variation of the Domain Wall operator with an additional parameter α will be introduced. The conditioning of the new Domain Wall operator depends on α , whereas the corresponding 4D propagator does not. The new and the conventional Domain Wall operator agree for $\alpha = 1$. By tuning α , speed ups of the linear system solvers of around 20% could be achieved.

1 Introduction

A variation of the Domain Wall operator is suggested here. It introduces a parameter α that appears only as a global factor in the 4D matrix elements. Therefore, this generalization is simple in structure and the Domain Wall formalism and the reduction to the 4D Overlap formalism can be used almost unchanged. Details about the Domain Wall and the Overlap formalism and how they can be translated into each other can be found here [1, 2, 3, 4, 5, 6, 7, 8, 9, 10, 11, 12, 13, 14, 15, 16, 17]. As a reference for notation and for the sake of completeness the standard 5D to 4D reduction will be rederived in appendix A and B.

*Email: hartmutneff@aol.com

2 The better conditioned Domain Wall operator

The new Domain Wall operator introduces an additional parameter α ,

$$D_\alpha(m) = \begin{bmatrix} D_{1+}(P_- + \alpha P_+) & \alpha D_{1-}P_- & 0 & \cdots & -mD_{1-}P_+ \\ \alpha D_{2-}P_+ & \alpha D_{2+} & \alpha D_{2-}P_- & \cdots & 0 \\ 0 & \alpha D_{3-}P_+ & \alpha D_{3+} & \cdots & \cdots \\ \cdots & \cdots & \cdots & \cdots & \alpha D_{(L_s-1)-}P_- \\ -mD_{L_s-}P_- & 0 & \cdots & \alpha D_{L_s-}P_+ & D_{L_s+}(P_+ + \alpha P_-) \end{bmatrix} \quad (1)$$

with

$$D_{i+} = b_i D_w + 1, \quad D_{i-} = c_i D_w - 1, \quad (2)$$

$$P_+ = \frac{1}{2}(1 + \gamma_5), \quad P_- = \frac{1}{2}(1 - \gamma_5). \quad (3)$$

D_w denotes the Wilson Dirac matrix

$$D_w(M_5) = (4 + M_5)\delta_{x,y} - \frac{1}{2}[(1 - \gamma_\mu)U_\mu(x)\delta_{x+\mu,y} + (1 + \gamma_\mu)U_\mu^\dagger(y)\delta_{x,y+\mu}]. \quad (4)$$

Multiplying eq.(1) from the right with P , (see eq.(14)), leads to

$$D_\alpha P = D_\alpha \begin{bmatrix} P_- & P_+ & 0 & \cdots & 0 \\ 0 & P_- & P_+ & \cdots & 0 \\ 0 & 0 & P_- & \cdots & \cdots \\ \cdots & \cdots & \cdots & \cdots & P_+ \\ P_+ & 0 & \cdots & 0 & P_- \end{bmatrix} \quad (5)$$

$$= \gamma_5 \begin{bmatrix} Q_{1-c-} & \alpha Q_{1+} & 0 & \cdots & 0 \\ 0 & \alpha Q_{2-} & \alpha Q_{2+} & \cdots & 0 \\ 0 & 0 & \alpha Q_{3-} & \cdots & \cdots \\ \cdots & \cdots & \cdots & \cdots & \alpha Q_{L_s-1+} \\ Q_{L_s+c+} & 0 & \cdots & 0 & \alpha Q_{L_s-} \end{bmatrix} \quad (6)$$

$$= D_1 P \begin{bmatrix} 1 & 0 & 0 & \cdots & 0 \\ 0 & \alpha & 0 & \cdots & 0 \\ 0 & 0 & \alpha & \cdots & \cdots \\ \cdots & \cdots & \cdots & \cdots & 0 \\ 0 & 0 & \cdots & 0 & \alpha \end{bmatrix} \equiv D_1 P A. \quad (7)$$

To find the 4D propagator, eq.(38) has to be solved,

$$D_1(m)P\vec{y} = D_1(1)P\vec{b}, \quad (8)$$

with source \vec{b} and 4D propagator y_1 . The independence of the 4D propagator from α follows directly,

$$D_1(1)P\vec{b} = D_1(m)P\vec{y} = D_\alpha(m)PA^{-1}\vec{y} = D_\alpha(m)P\vec{z}, \quad (9)$$

with $A\vec{z} = \vec{y}$ and therefore $z_1 = y_1$.

3 Results

In this section, the α dependence of the conditioning of D_α will be presented. The computations were done on 3 MILC gauge fields of size $16^3 \times 32$, downloaded at NERSC. The conjugate gradient method on the normal equation was used to solve eq.(9).

The red black preconditioned version of D_α was used in the form,

$$D_{bb} = 1_{bb} - I_{bb}^{-1}D_{br}I_{rr}^{-1}D_{rb}. \quad (10)$$

This version of red black preconditioning allows for an efficient use of the Zolotarev approximation to the sign function. This is contrary to what has been said in [17], where we used the matrix,

$$D_{bb} = I_{bb} - D_{br}I_{rr}^{-1}D_{rb}, \quad (11)$$

instead. This is due to the fact that the rows of eq.(11) with large Zolotarev coefficients cause the convergence to slow down. This behaviour can be improved by scaling all rows that contain a Zolotarev coefficient larger than one with a factor equal to the inverse of the Zolotarev coefficient. This can be seen as a preconditioning from the left. But the even better method is to take eq.(10) where the preconditioning from the left cancels out and where the weighting of the rows is done automatically.

The same behaviour can be observed for Möbius coefficients b_i and c_i larger than one.

The convergence of the linear system solver depends on the order of the Zolotarev coefficients. The best performance was found, with an ordering in a concave fashion, i.e. the smallest coefficients at $i_5 = 1$ and $i_5 = L_s$ and the largest in the centre at $i_5 = L_s/2$. Only then the parameter alpha improved the rate of convergence. Zolotarev together with the parameter alpha should result in a 2 to 3 times faster performance.

Let $n_i(\alpha)$ be the number of iterations for the residual to be of the order of $O(-8)$, where i runs over the color and Dirac source indices and over the three gauge fields. The graphs in this section show the relative count

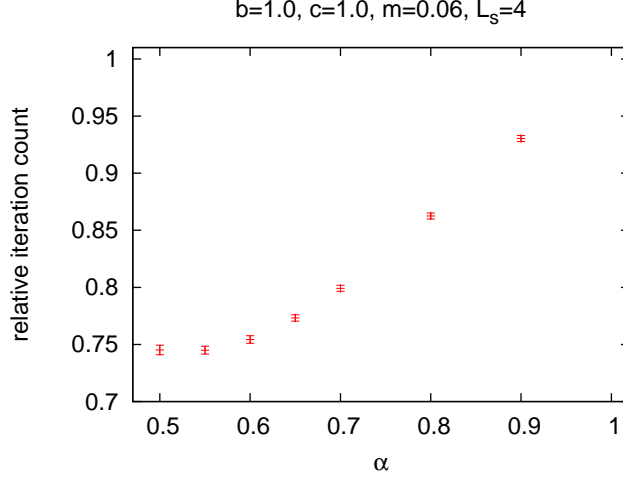


Figure 1: Relative iteration count $n_i(\alpha)/n_i(\alpha = 1)$ for 3 gauge fields of size $16^3 \times 32$.

$n_i(\alpha)/n_i(\alpha = 1)$, together with the standard deviation, for a series of α values.

For the remaining parameters, the quark mass, the 5th dimension L_s and the Möbius coefficients b_i and c_i , the optimal alpha values and speed ups are summarised in the following table.

Mass	L_s	b_i, c_i	Best α	Speed Up
0.06	4	1, 1	0.55	25%
0.06	6	1, 1	0.55	24%
0.06	8	1, 1	0.55	22%
0.06	10	1, 1	0.6	19%
0.06	12	1, 1	0.6	17%
0.01	8	1, 1	0.55	23%
0.06	8	1.7, 0.7	0.6	20%
0.06	10	Zolotarev	0.4	17%

Acknowledgment: I thank Richard Brower and Kostas Orginos for discussions and Tony Kennedy for discussions and the code to compute Zolotarev coefficients.

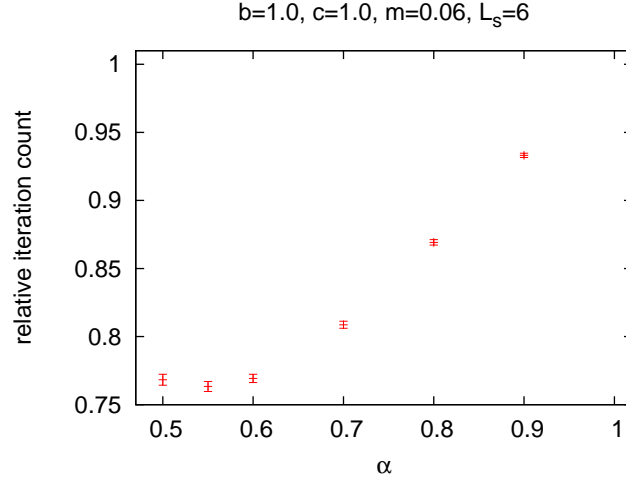


Figure 2: Relative iteration count $n_i(\alpha)/n_i(\alpha = 1)$ for 3 gauge fields of size $16^3 \times 32$.

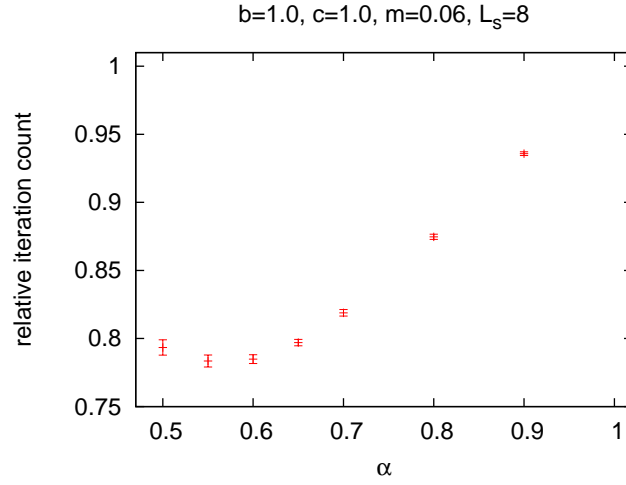


Figure 3: Relative iteration count $n_i(\alpha)/n_i(\alpha = 1)$ for 3 gauge fields of size $16^3 \times 32$.

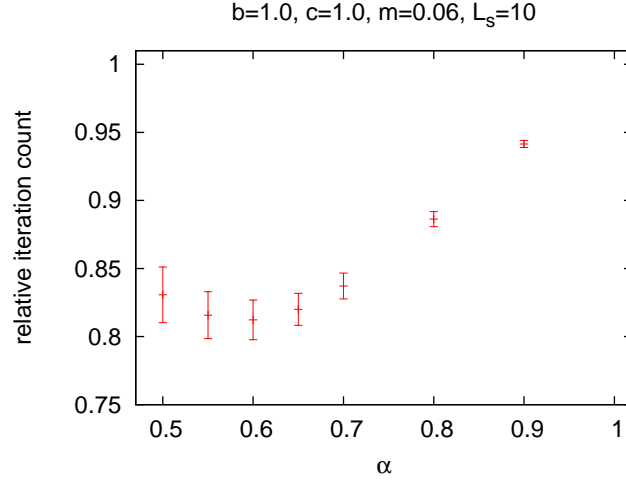


Figure 4: Relative iteration count $n_i(\alpha)/n_i(\alpha = 1)$ for 3 gauge fields of size $16^3 \times 32$.

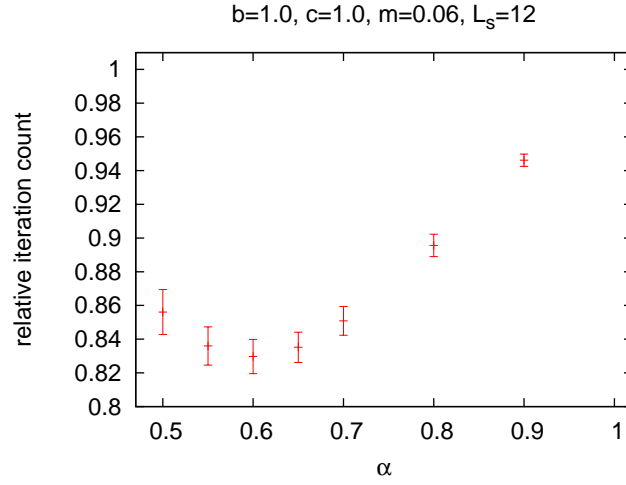


Figure 5: Relative iteration count $n_i(\alpha)/n_i(\alpha = 1)$ for 3 gauge fields of size $16^3 \times 32$.

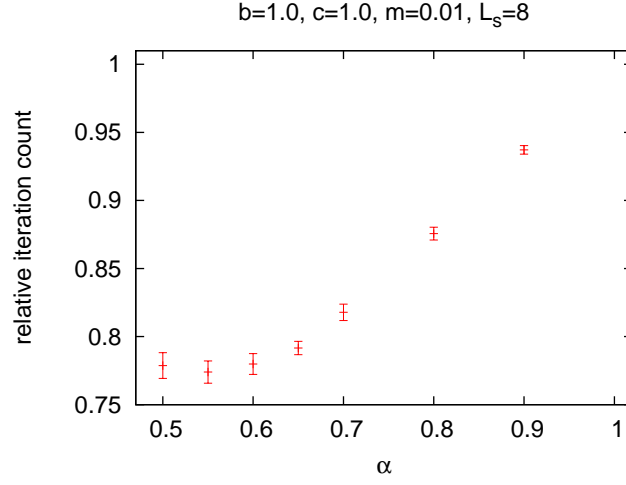


Figure 6: Relative iteration count $n_i(\alpha)/n_i(\alpha = 1)$ for 3 gauge fields of size $16^3 \times 32$.

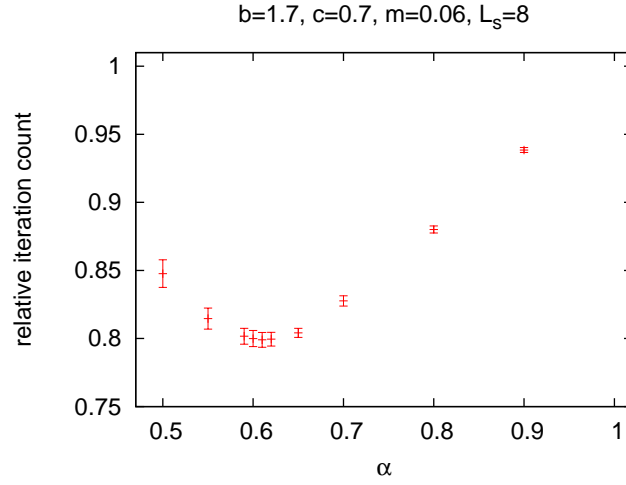


Figure 7: Relative iteration count $n_i(\alpha)/n_i(\alpha = 1)$ for 3 gauge fields of size $16^3 \times 32$.

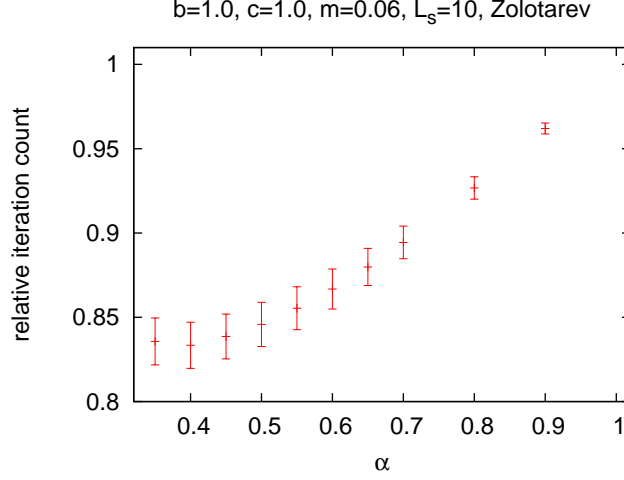


Figure 8: Relative iteration count $n_i(\alpha)/n_i(\alpha = 1)$ for 3 gauge fields of size $16^3 \times 32$, with $b_i = c_i$.

References

- [1] H.B. Nielsen and M. Ninomiya, Nucl. Phys. B185 (1981) 20.
- [2] H.B. Nielsen and M. Ninomiya, Nucl. Phys. B193 (1981) 173.
- [3] D.B. Kaplan, Phys. Lett. B288 (1992) 342, hep-lat/9206013.
- [4] J. Callan, Curtis G. and J.A. Harvey, Nucl. Phys. B250 (1985) 427.
- [5] Y. Shamir, Nucl. Phys. B406 (1993) 90, hep-lat/9303005.
- [6] V. Furman and Y. Shamir, Nucl. Phys. B439 (1995) 54, hep-lat/9405004.
- [7] A. Borici, Nucl. Phys. Proc. Suppl. 83 (2000) 771, hep-lat/9909057.
- [8] T.W. Chiu, Phys. Rev. Lett. 90 (2003) 071601, hep-lat/0209153.
- [9] R. Narayanan and H. Neuberger, Phys. Lett. B302 (1993) 62, hep-lat/9212019.
- [10] R. Narayanan and H. Neuberger, Phys. Rev. Lett. 71 (1993) 3251, hep-lat/9308011.

- [11] R. Narayanan and H. Neuberger, Nucl. Phys. B412 (1994) 574, hep-lat/9307006.
- [12] H. Neuberger, Phys. Rev. D57 (1998) 5417, hep-lat/9710089.
- [13] H. Neuberger, Phys. Lett. B417 (1998) 141, hep-lat/9707022.
- [14] Y. Kikukawa and T. Noguchi, (1999), hep-lat/9902022.
- [15] R.G. Edwards and U.M. Heller, Phys. Rev. D63 (2001) 094505, hep-lat/0005002.
- [16] R. Brower, S. Chandrasekharan and U.J. Wiese, Phys. Rev. D60 (1999) 094502, hep-th/9704106.
- [17] R.C. Brower, H. Neff, K. Orginos, (2012) arXiv:1206.5214

A Domain Wall to Overlap transformation

To keep notation simple, we perform the transformation with $L_s = 4$ sites in the 5th dimension. A generalisation to arbitrary L_s is straightforward.

The Domain Wall to Overlap transformation reads,

$$LD_{DW}(m)R = FD_{OV}^5(m). \quad (12)$$

The transformation matrices take the form (for L_s sites in the 5th dimension),

$$F = LD_{DW}(1)R, \quad (13)$$

and

$$L = L_1 L_2 = \begin{bmatrix} 1 & S_1 & S_1 S_2 & S_1 S_2 S_3 \\ 0 & 1 & S_2 & S_2 S_3 \\ 0 & 0 & 1 & S_3 \\ 0 & 0 & 0 & 1 \end{bmatrix} \begin{bmatrix} Q_{1-}^{-1} & 0 & 0 & 0 \\ 0 & Q_{2-}^{-1} & 0 & 0 \\ 0 & 0 & Q_{3-}^{-1} & 0 \\ 0 & 0 & 0 & Q_{4-}^{-1} \end{bmatrix} \gamma_5,$$

$$R = PR_1 = \begin{bmatrix} P_- & P_+ & 0 & 0 \\ 0 & P_- & P_+ & 0 \\ 0 & 0 & P_- & P_+ \\ P_+ & 0 & 0 & P_- \end{bmatrix} \begin{bmatrix} -1 & 0 & 0 & 0 \\ -S_2 S_3 S_4 c_+ & 1 & 0 & 0 \\ -S_3 S_4 c_+ & 0 & 1 & 0 \\ -S_4 c_+ & 0 & 0 & 1 \end{bmatrix},$$

$$D_{OV}^5(m) = \begin{bmatrix} D_{OV}^4(m) & 0 & 0 & 0 \\ 0 & 1 & 0 & 0 \\ 0 & 0 & 1 & 0 \\ 0 & 0 & 0 & 1 \end{bmatrix}. \quad (14)$$

The matrix entries are defined as follows,

$$\begin{aligned} Q_{i+} &= \gamma_5 D_w(b_i P_+ + c_i P_-) + 1, & Q_{i-} &= \gamma_5 D_w(b_i P_- + c_i P_+) - 1, \\ S_i &= T_i^{-1} = -Q_{i-}^{-1} Q_{i+}, \\ c_+ &= P_+ - m P_-, & c_- &= P_- - m P_+. \end{aligned} \quad (15)$$

T_i^{-1} is called the transfer matrix.

The matrix multiplications will be performed in the following order,

$$L_1 L_2 D_{DW}(m) P R_1 = L_1 L_2 M_1 R_1 = L_1 M_2 R_1 = L_1 M_3 = M_4. \quad (16)$$

Step 1:

$$M_1 = D_{DW}(m)P = \gamma_5 \begin{bmatrix} Q_{1-c-} & Q_{1+} & 0 & 0 \\ 0 & Q_{2-} & Q_{2+} & 0 \\ 0 & 0 & Q_{3-} & Q_{3+} \\ Q_{4+c+} & 0 & 0 & Q_{4-} \end{bmatrix}, \quad (17)$$

with

$$\begin{aligned} Q_{i-} &= \gamma_5(D_{i+}P_- + D_{i-}P_+) \\ &= \gamma_5(D_w(b_iP_- + c_iP_+) + P_- - P_+) \\ &= \gamma_5 D_w(b_iP_- + c_iP_+) - 1, \end{aligned} \quad (18)$$

$$\begin{aligned} Q_{i+} &= \gamma_5(D_{i+}P_+ + D_{i-}P_-) \\ &= \gamma_5(D_w(b_iP_+ + c_iP_-) + P_+ - P_-) \\ &= \gamma_5 D_w(b_iP_+ + c_iP_-) + 1. \end{aligned} \quad (19)$$

Step 2:

$$M_2 = L_2 M_1 = \begin{bmatrix} c_- & -S_1 & 0 & 0 \\ 0 & 1 & -S_2 & 0 \\ 0 & 0 & 1 & -S_3 \\ -S_4 c_+ & 0 & 0 & 1 \end{bmatrix}. \quad (20)$$

Step 3:

$$M_3 = M_2 R_1 = \begin{bmatrix} -c_- + S_1 S_2 S_3 S_4 c_+ & -S_1 & 0 & 0 \\ 0 & 1 & -S_2 & 0 \\ 0 & 0 & 1 & -S_3 \\ 0 & 0 & 0 & 1 \end{bmatrix}. \quad (21)$$

Step 4:

$$LD_{DW}(m)R = M_4 = L_1 M_3 = \begin{bmatrix} -c_- + S_1 S_2 S_3 S_4 c_+ & 0 & 0 & 0 \\ 0 & 1 & 0 & 0 \\ 0 & 0 & 1 & 0 \\ 0 & 0 & 0 & 1 \end{bmatrix}. \quad (22)$$

This leads to,

$$F = LD_{DW}(1)R = \begin{bmatrix} (1 + S_1 S_2 S_3 S_4) \gamma_5 & 0 & 0 & 0 \\ 0 & 1 & 0 & 0 \\ 0 & 0 & 1 & 0 \\ 0 & 0 & 0 & 1 \end{bmatrix}. \quad (23)$$

To make notation simpler, we define $S = S_1 S_2 S_3 S_4$. The 5D Overlap Operator takes the form,

$$D_{OV}^5(m) = F^{-1} M_4 = \begin{bmatrix} \gamma_5(1+S)^{-1}(-c_- + S c_+) & 0 & 0 & 0 \\ 0 & 1 & 0 & 0 \\ 0 & 0 & 1 & 0 \\ 0 & 0 & 0 & 1 \end{bmatrix}. \quad (24)$$

It follows for the (11) element,

$$\begin{aligned} D_{OV}^5(m)_{11} &= \frac{1}{2} \gamma_5(1+S)^{-1} (m + m\gamma_5 - 1 + \gamma_5 + S(1 + \gamma_5 - m + m\gamma_5)) \\ &= \frac{1}{2} \gamma_5(1+S)^{-1} ((1+m)(S+1)\gamma_5 + (1-m)(S-1)) \\ &= \frac{1}{2} \left((1+m) + (1-m)\gamma_5 \frac{(S-1)}{(S+1)} \right). \end{aligned} \quad (25)$$

Hence eq.(24) takes the form,

$$D_{OV}^5(m) = \begin{bmatrix} \frac{1}{2} \left((1+m) + (1-m)\gamma_5 \frac{(S-1)}{(S+1)} \right) & 0 & 0 & 0 \\ 0 & 1 & 0 & 0 \\ 0 & 0 & 1 & 0 \\ 0 & 0 & 0 & 1 \end{bmatrix}. \quad (26)$$

The matrix that acts as the variable for the polar decomposition can be found by setting,

$$\frac{(S-1)}{(S+1)} = \frac{(1-1/S)}{(1+1/S)} = \frac{\Pi_{i=1}^4(1+a_i X_i) - \Pi_{i=1}^4(1-a_i X_i)}{\Pi_{i=1}^4(1+a_i X_i) + \Pi_{i=1}^4(1-a_i X_i)}, \quad (27)$$

and therefore

$$\frac{1}{S} = \frac{1}{S_1 S_2 S_3 S_4} = \frac{(1-a_1 X_1)(1-a_2 X_2)(1-a_3 X_3)(1-a_4 X_4)}{(1+a_1 X_1)(1+a_2 X_2)(1+a_3 X_3)(1+a_4 X_4)}. \quad (28)$$

For each i , we determine X_i ,

$$\begin{aligned} S_i^{-1} &= (1-a_i X_i)(1+a_i X_i)^{-1} \\ Q_{i-}^{-1} Q_{i+} &= (a_i X_i + 1)(a_i X_i - 1)^{-1} \\ Q_{i+}(a_i X_i - 1) &= Q_{i-}(a_i X_i + 1) \\ a(Q_{i+} - Q_{i-})X_i &= Q_{i+} + Q_{i-} \\ a_i \gamma_5((b_i - c_i)D_w + 2)\gamma_5 X_i &= (b_i + c_i)\gamma_5 D_w. \end{aligned} \quad (29)$$

This results in,

$$a_i X_i = (b_i + c_i) \gamma_5 D_w \frac{1}{2 + (b_i - c_i) D}. \quad (30)$$

We can therefore write,

$$D_{OV}^5(m) = \begin{bmatrix} D_{OV}^4(m) & 0 & 0 & 0 \\ 0 & 1 & 0 & 0 \\ 0 & 0 & 1 & 0 \\ 0 & 0 & 0 & 1 \end{bmatrix}. \quad (31)$$

B Computation of the 4D propagator

It follows directly from,

$$\begin{bmatrix} D_{OV}^4 & 0 & 0 & 0 \\ 0 & 1 & 0 & 0 \\ 0 & 0 & 1 & 0 \\ 0 & 0 & 0 & 1 \end{bmatrix} \begin{pmatrix} x_1 \\ x_2 \\ x_3 \\ x_4 \end{pmatrix} = \begin{pmatrix} b_1 \\ b_2 \\ b_3 \\ b_4 \end{pmatrix}, \quad (32)$$

or

$$D_{OV}^4 x_1 = b_1, \quad (33)$$

that the 4D propagator is equal to x_1 . We use eq.(12) and find

$$F^{-1} L D_{DW}(m) R \vec{x} = \vec{b}, \quad (34)$$

or

$$R_1^{-1}(1) P^{-1} D_{DW}^{-1}(1) D_{DW}(m) P R_1 \vec{x} = \vec{b}. \quad (35)$$

It follows from

$$R_1(1) D_{OV}^5 R_1^{-1} \vec{y} = \begin{bmatrix} D_{OV}^4 & 0 & 0 & 0 \\ S_2 S_3 S_4 (\gamma_5 D_{OV}^4 - c_+) & 1 & 0 & 0 \\ S_3 S_4 (\gamma_5 D_{OV}^4 - c_+) & 0 & 1 & 0 \\ S_4 (\gamma_5 D_{OV}^4 - c_+) & 0 & 0 & 1 \end{bmatrix} \vec{y} = \vec{b}, \quad (36)$$

that $y_1 = x_1$, i.e. that the 4D propagator is not affected by the transformation with R_1 . Hence we can use

$$P^{-1} D_{DW}^{-1}(1) D_{DW}(m) P \vec{y} = \vec{b}, \quad (37)$$

or

$$D_{DW}(m) P \vec{y} = D_{DW}(1) P \vec{b}, \quad (38)$$

to determine the 4D propagator y_1 .