

Deflection of light by the field of a binary system

Nahid Ahmadi

Department of Physics, University of Tehran, Kargar Avenue North, Tehran 14395-547, Iran

Zainab Sedaghatmanesh

*Department of Physics, University of Tehran, Kargar Avenue North, Tehran 14395-547, Iran and
Department of Physics, Kharazmi University, Tehran, Iran*

We examine the motion of a photon in the gravitational field of a binary system. The equations of motion are geodesic equations in a Schwarzschild background with a tidal force. We specialize the equations to that of an edge-on binary and use the method of osculating elements to integrate them. This work helps to identify a binary system through the gravitational light deflection of one member in the gravitational field of the other member. Two different criteria for orbital elements are presented. By using these criteria the maximal changes in positional elements are attained.

I. INTRODUCTION

How is the orbit of a photon that is affected by the field of a binary system? This is a three-body problem with gravitational interactions. Adding one body to the famous two-body problem of a photon in a gravitational field brings a remarkable complexity to the problem. It is however believed that in a complete treatment of such motions and with today's highly accurate astronomical observations in hand, these effects must be taken into account. This subject has been a field of interest since the astrometric space mission like GAIA planned to position the stars and celestial objects with one microarcsecond level of accuracy [1]. At this level, many subtle effects are potentially observable. One of them would probably be the deflection of light by the field of a binary system. When a photon moves in the (weak gravity) field of an isolated spherical body, the leading order corrections to the photon (Newtonian path) are scaled by $\frac{Gm}{c^2 R}$, where R is the closest distance to the gravitating body the photon can reach and m is the mass of such body. Considering the scales characterizing our problem and the degree of precisions available in the measurements, it is tempting to ask if there are any relativistic effects produced by the second body in the binary that we should be concerned of, or the traces left by the accompanying body still remains a challenge for future missions?

In this work, we assume that photons move on the null paths and are influenced by a binary system, with two equal masses, in a circular motion. We also assume that the radius of the binary orbit is large, compared to the distance between photon and the member of the binary which we call it the *main body*. In adequately weak gravity regimes, effects like the deviation of the photon trajectory from straight line, may be well described by the post-Newtonian approximation. The latter assumption permits an approximate solution to our problem by reducing the three-body problem to the motion of a photon in an effective field of the orbiting bodies.

To better discuss the dynamics of this system, we introduce two lengthscales. One scale is given by $M := \frac{Gm}{c^2}$, and the other scale is the radius of the circular orbit, de-

noted by r_o . Let ρ be the separation between the photon and the black hole. We assume that i) M/ρ is small and ii) the second body in the binary is remote. In a reference frame that moves with the main body, the effects of the second body on the geometry of the spacetime can be described by tidal potentials. These are given by a linear perturbation about the Schwarzschild solution; so that the perturbed metric satisfies the vacuum field equations, perturbatively.

It is straightforward to apply tidal effects to a system comprising a photon and a gravitating body, but solving the equations corresponding to the path of the photon in this perturbed spacetime would be tricky. A suitable framework for solving the path based on *osculating orbits* has already been suggested in [2]. In this framework, the motion of the photon is at all times described by a family of null geodesics, called osculating trajectories, characterized by a set of constants of motion. A nice reformulation of the various aspects of the original problem can be achieved by the evolution of these constants, if we know the interacting forces. The evolution of this set of constants is constrained by a set of first order differential equations, known as the osculating conditions. In this paper we calculate the tidal forces acting on the photon employing a metric calculated in a paper by Taylor and Poisson [3]. In their work, the main gravitating body was a black hole, they used this metric to find the *dynamics of a black hole*, i.e, those produced by an influx of gravitational energy across the horizon (like tidal heating or increase in mass, angular momentum and surface area [4]) of the black hole. Our interest in this paper is mostly in the consequences of the tidal interactions on a *photon orbital dynamics*. The metric given by Taylor and Poisson is not necessarily restricted to the weak field approximation and can be equally used in small hole approximation, in which the gravitating body is assumed to be much smaller than the second body. In our problem, we need to know the tidal fields and their effects on the structure of spacetime around the gravitating body, all within the weak field approximation to general relativity.

Assuming that the photon path would not be too different from the Schwarzschild light curves, we will include

the force components in the osculating equations given in [2] to obtain the observable variations at any point of the path. Our results can be evaluated in any coordinate systems; this guarantees that those are observable quantities. For example, we find that the total deflection angle depends on the second body position and varies from a minimum equal to $4\frac{M}{R_*}\left[1 - \pi\left(\frac{R_*}{r_o}\right)^3\right]$ to a maximum $4\frac{M}{R_*}\left[1 + 2\pi\left(\frac{R_*}{r_o}\right)^3\right]$, where R_* is the closest distance to the main body that the photon could reach, if it were an isolated body.

The structure of this paper is as follows: In Section II, we start with the metric describing the tidal environment around a gravitating body. We find the tidally perturbed metric in Schwarzschild coordinates by a coordinate transformation (from harmonic coordinates). We would like to focus on the leading effects and neglect the smaller

ones; so we find the simultaneously weak field and slow motion limit of the metric. These perturbations to the metric are considered as static fields on a flat background. We then calculate different components of the perturbing force and the equations governing the photon path in section III. In section IV, the evolution of constants of motion is discussed. The discussion will be concluded with the summary of the results in section V.

II. TIDAL ENVIRONMENT AROUND A GRAVITATING BODY

The general description of the spacetime around a spherical gravitating body in an arbitrary tidal environment is given by a metric, which has the following form in Schwarzschild coordinates, $(t, \rho, \theta^A = (\theta, \phi))$,

$$g_{tt} = -\left(1 - 2\frac{M}{\rho}\right) - \rho^2\left(1 - 2\frac{M}{\rho}\right)^2 \mathcal{E}^q + O\left(\frac{\rho^3}{\mathcal{R}^2\mathcal{L}}\right), \quad (2.1a)$$

$$g_{\rho t} = 0, \quad (2.1b)$$

$$g_{At} = \frac{2}{3}\rho^3 \mathcal{B}_a^q \Omega_A^a + O\left(\frac{v}{c} \frac{\rho^3}{\mathcal{R}^2\mathcal{L}}\right), \quad (2.1c)$$

$$g_{\rho A} = -\left[M\rho^3 + \frac{1}{3}M^3\left(1 - \frac{M}{\rho}\right)^{-2}\right] \mathcal{E}_a^q \Omega_A^a + O\left(\frac{\rho^3}{\mathcal{R}^2\mathcal{L}}\right), \quad (2.1d)$$

$$g_{\rho\rho} = \left(1 - 2\frac{M}{\rho}\right)^{-1} - \rho^2 \mathcal{E}^q + O\left(\frac{v}{c} \frac{\rho^3}{\mathcal{R}^2\mathcal{L}}\right), \quad (2.1e)$$

$$g_{AB} = \rho^2 \left[\Omega_{AB} - \rho^2 \left(1 - \frac{M}{\rho}\right)^{-1} \left(1 - 2\frac{M}{\rho}\right)^2 \Omega_{AB} \mathcal{E}^q \right. \\ \left. + \left(\frac{1}{3} \frac{M^3}{\rho} \left(1 - \frac{M}{\rho}\right)^{-1} - M\rho \left(1 - \frac{M}{\rho}\right)\right) (2\mathcal{E}_{ab} \Omega_A^a \Omega_B^b + \mathcal{E}^q \Omega_{AB}) \right] + O\left(\frac{\rho^3}{\mathcal{R}^2\mathcal{L}}\right) g_{ab}. \quad (2.1f)$$

Here M is gravitational radius of our body, $\Omega_A^a = \frac{\partial \Omega^a}{\partial \theta^A}$ which satisfies $\Omega^{AB} \Omega_A^a \Omega_B^b = \gamma^{ab}$ and $\Omega_a^A \Omega^a = 0$. Furthermore, $\Omega_a^A = \Omega^{AB} \Omega_B^b$, $\Omega^a := \frac{x^a}{r} = (\sin \theta \cos \phi, \sin \theta \sin \phi, \cos \theta)$ is a unit radial vector, Ω_{AB} is the metric on the unit two-sphere, x^a 's are coordinates of a Cartesian system, and $\gamma_{ab} = \delta_{ab} - \Omega_a \Omega_b$ is a projection tensor on the direction orthogonal to Ω^a . The domain of validity of the metric is the spherical body neighborhood. To find this metric, we used the results of [3], and performed a coordinate transformation from the harmonics coordinates (x^0, x^a) to (t, ρ, θ, ϕ) , given by $x^0 = ct, x^a = r\Omega^a(\theta^A)$, $r = \rho - M$. In [3], Taylor and Poisson, examined the motion and the tidal dynamics of a black hole placed within a post-Newtonian external spacetime. Appendix A presents some crucial results of

that paper. Our work is a continuation of their effort, and this coordinate transformation brings the metric of the distorted black hole (A.1) to the new form given in (2.1). This metric applies to the spacetime outside any spherical body immersed in a tidal environment. It is linearized about the Schwarzschild solution and satisfies (approximate) vacuum field equations. The tidal environment is presented as a functional of arbitrary external potentials $\{\mathcal{E}^q, \mathcal{E}_a^q, \mathcal{E}_{ab}^q, \mathcal{B}_a^q\}$ built from the lowest order tidal moments, \mathcal{E}_{ab} and \mathcal{B}_{ab} . Within this approximation, the metric is accurate to all orders in $\frac{M}{\rho}$ and the neglected terms involve third order in $\frac{\rho}{r_o}$ that come from higher order tidal moments or the time derivative of quadrupole moments. Although the potentials that characterize the tidal perturbations are completely general, in this work we require that the gravitating body be a member of a

binary system.

In studying the path of a photon through a curved geometry, it is a well known practice to consider the metric perturbations as fields defined on a flat background spacetime. In this way the tidal environment is described by the weak field limit of the metric. Following the same practice, we take $\frac{M}{\rho}$ as well as the potential terms produced by the second body, i.e the linear perturbation terms to flat Minkowski space, to be small. For the problem under study, the radius of the binary is large and the third order in $\frac{\rho}{r_o}$ was already assumed to be small¹. For this procedure to make sense, we should invoke the slow motion limit, $\frac{v}{c} = \sqrt{\frac{M}{r_o}} \ll 1$ as well. We introduce two dimensionless parameters which are almost equally small and denote them by ϵ

$$\epsilon := \frac{M}{\rho} \approx \left(\frac{\rho}{r_o} \right)^4. \quad (2.2)$$

In this limit, the nonzero components of the metric are thus written as

$$g_{tt} = - \left(1 - 2\frac{M}{\rho} + \rho^2 \mathcal{E}^q \right) + O(\epsilon^2), \quad (2.3a)$$

$$g_{\rho\rho} = 1 + 2\frac{M}{\rho} - \rho^2 \mathcal{E}^q + O(\epsilon^2), \quad (2.3b)$$

$$g_{AB} = \rho^2 \Omega_{AB} [1 - \rho^2 \mathcal{E}^q + O(\epsilon^2)], \quad (2.3c)$$

where $\mathcal{E}^q = \frac{1}{c^2} \mathcal{E}_{ab} \Omega^a \Omega^b$ and \mathcal{E}_{ab} is a symmetric-trace free tensor, which its components for circular orbit motion are calculated by matching the local metric with the global metric that include the gravitating body and the external spacetime [3]. These components are given in Appendix. By substituting (A.3) in (A.2), the scalar potential, \mathcal{E}^q , is obtained as

$$\mathcal{E}^q = A [1 - 3 \cos^2 \theta + 3 \sin^2 \theta \cos 2(\phi - \psi) + O(\epsilon)], \quad (2.4)$$

where $A := -\frac{M}{2r_o^3}$ is a dimensionful parameter and $\psi = \omega t$, where ω denotes the angular frequency of the tidal moments with respect to the frame moving with the main body. Before exploring the behavior of the photon in this spacetime, there are some points that we would like to add:

1. Although the gravitomagnetic tidal (vector) potentials exist in a relativistic description of the geometry around a gravitating body, they do not appear in weak field limit and slow motion context ($v/c \ll 1$, where v is the tidal environment velocity

scale). This is also true for gravito-electric vector and tensor potentials.

2. The spherical symmetry of the Schwarzschild geometry is perturbationally broken; so the Birkhoff theorem will let us to have a non-static vacuum spacetime.
3. The tidal geometry is described by a scalar potential and each scalar potential transforms as such under parity. This ensures that the deformed metric be conserved under a parity transformation.
4. If we expand the tidal potential given in (2.4), in terms of spherical harmonics

$$we will have \mathcal{E}^q = \sqrt{\frac{\pi}{5}} A \left[-Y_2^0 + \sqrt{24} (Y_2^2 + Y_2^{-2}) + O(\epsilon) \right]. \quad (2.5)$$

It is observed that the coefficients of $Y_2^{\pm 1}$ are zero, and the metric components are invariant under $\theta \rightarrow \pi - \theta$. This fact demonstrates an additional symmetry with respect to the plane $\theta = \frac{\pi}{2}$. The presence of the second body has greatly reduced the isometry (Lie) group of Schwarzschild spacetime to (discrete) subgroups, namely parity and mirror symmetry.

III. NULL TRAJECTORIES IN THE PERTURBED SPACETIME

The first step before writing the null geodesic equations is to calculate the Christoffel symbols for this metric. The perturbed geodesic equations will then be written as

$$\frac{d^2 x^\mu}{d\lambda^2} + \bar{\Gamma}_{\nu\sigma}^\mu \frac{dx^\nu}{d\lambda} \frac{dx^\sigma}{d\lambda} = F^\mu, \quad (3.1)$$

where

$$F^\mu = -\delta\Gamma_{\nu\sigma}^\mu \frac{dx^\nu}{d\lambda} \frac{dx^\sigma}{d\lambda}, \quad \Gamma_{\nu\sigma}^\mu = \bar{\Gamma}_{\nu\sigma}^\mu + \delta\Gamma_{\nu\sigma}^\mu. \quad (3.2)$$

Here $\bar{\Gamma}$ s and $\delta\Gamma$ s are components of the Schwarzschild Christoffel symbols and their perturbations, respectively. Appendix B gives the full list of these symbols in the weak field limit. The right hand side of (3.1) represents the perturbing force components.

It does not seem to be much hope for solving the set of equations (3.1) in a general case. Fortunately, there are some special cases in which the remaining symmetries simplify the task. It is easy to see that the plane $\theta = \frac{\pi}{2}$ satisfies the equation for $\theta(\lambda)$.² Therefore, if we specialize to the case in which photons move in equatorial plane

¹ The light deflection in the post-linear gravitational field of two bounded masses for the case when the impact parameter is much larger (5 times or more) than the distance between binary members, is calculated in [5]. In the following, we show that the linear terms are so small that we can confidently neglect the post-linear terms.

² If we calculate (3.1) for $x^\mu = \theta$, different terms include either $\Gamma_{\theta\mu}^\theta \dot{\theta} \dot{\mu}$ or $\Gamma_{\mu\nu}^\theta$ which can be easily verified from (B.1) to be zero at $\theta = \pi/2$.

of the binary system, i.e, if the inclination parameter, i , is exactly $\pi/2$ and the binary orbit is edge-on, the direction of angular momentum will be conserved and the photon will not leave the plane, because $F^\theta = 0$. Other components of the tidal force applied to the photon will then be

$$F^t = \frac{1}{2}\rho^2 (\rho^2 \dot{\phi}^2 + \dot{\rho}^2 - \dot{t}^2) \partial_t \mathcal{E}^q - 2\rho \dot{t} \dot{\rho} \mathcal{E}^q - \rho^2 \dot{t} \dot{\phi} \partial_\phi \mathcal{E}^q + O(\epsilon^2) \quad (3.3a)$$

$$F^\rho = \rho (\dot{\rho}^2 - \dot{t}^2 - \rho^2 \dot{\phi}^2) \mathcal{E}^q + \rho^2 (\dot{t} \partial_t \mathcal{E}^q + \dot{\rho} \partial_\rho \mathcal{E}^q) + O(\epsilon^2) \quad (3.3b)$$

$$F^\phi = \frac{1}{2} (\rho^2 \dot{\phi}^2 - \dot{\rho}^2 - \dot{t}^2) \partial_\phi \mathcal{E}^q + \rho^2 \partial_t \mathcal{E}^q + 2\rho \dot{\rho} \dot{\phi} \mathcal{E}^q + O(\epsilon^2). \quad (3.3c)$$

Even with above simplifications, integrating the equations of motion and determining the photon path will not be simple. Although the perturbing forces are complicated, we believe that these forces keep the form of the photon path. Therefore, the leading correction to the Schwarzschild null curves can be determined by the method of Variation of Parameters (VoP). As described in [2], in this method one employs a known solution of a fiducial system of differential equations as an ansatz for solving the system under study. The known solution, x_G^μ , plays the role of instantaneously tangential (or osculating) trajectories to the true path, $x^\mu(\lambda)$. Each point on the true path with parameter λ is coincides geometrically and dynamically with an osculating trajectory with one specified set of constants, I^α ; the number of these constants is equal to the number of phase space independent variables. The constants are furnished with λ dependence and evolve along a flow line on a cross section of phase space that is consistent with null condition. Each and every flow line is constrained by the osculating conditions

$$\frac{\partial x_G^\mu}{\partial I^\alpha} \dot{I}^\alpha = F^\mu, \quad \frac{\partial x_G^\mu}{\partial I^\alpha} \dot{I}^\alpha = 0, \quad (3.4)$$

but different flow lines may correspond to very different interactions. This reformulation of the problem provides an insight into the effects of perturbing forces on various aspects of the motion. In the framework of VoP, the perturbing forces are not assumed to be small and the only restriction is that the forces must preserve the shape of the path.

Following [2], these constants are called osculating elements, and the Schwarzschild null geodesics family, with parameter λ , is chosen as x_G^μ . We recall that in weak field approximation, the relations describing *forced* Schwarzschild null geodesics are

$$\rho^{-1}(\phi) = \frac{\sin(\phi - \Delta(\phi))}{R(\phi)} + \frac{3M}{2R^2(\phi)} \left[1 + \frac{1}{3} \cos 2(\phi - \Delta(\phi)) \right], \quad (3.5a)$$

$$\phi(\lambda) = \Delta(\lambda) + \int_0^\lambda L(\tilde{\lambda}) \rho^{-2}(\tilde{\lambda}) d\tilde{\lambda}, \quad (3.5b)$$

$$t(\lambda) = T(\lambda) + \int_0^\lambda \frac{E(\tilde{\lambda})}{1 - 2M\rho^{-1}(\tilde{\lambda})} d\tilde{\lambda}, \quad (3.5c)$$

$$\dot{\rho}^2 = E^2 - \frac{L^2}{\rho^2} \left(1 - \frac{2M}{\rho} \right). \quad (3.5d)$$

Here dot denotes derivative with respect to λ and the osculating elements on these trajectories are $\{E, L, R, \Delta, T\}$. Some osculating elements, like R, T and Δ , that characterize the initial position on the fiducial trajectory, are usually referred to as the positional elements; these elements typically change whenever the geometry of spacetime is affected with a new interaction. Other elements, like L and E , which are called principal elements, determine on which trajectory the photon is moving. We can ignore T and evolve t explicitly by using

$$\dot{t} = \frac{E}{L} \frac{\rho^2}{1 - 2\frac{M}{\rho}}, \quad (3.6)$$

which is equivalent to the evolving of $t - T$, directly. The flow lines that satisfy (3.4) are given by

$$\dot{E} = \frac{R^2}{L} \frac{1}{\sin^2(\phi - \Delta)} F^t + O(\epsilon^2), \quad (3.7a)$$

$$\dot{\Delta} = -\frac{R^3}{L^2} \frac{1}{\sin(\phi - \Delta)} F^\rho + O(\epsilon^2), \quad (3.7b)$$

$$\dot{L} = \frac{R^4}{L} \frac{1}{\sin^4(\phi - \Delta)} F^\phi + O(\epsilon^2), \quad (3.7c)$$

$$\dot{R} = \frac{R^4}{L^2} \frac{\cos(\phi - \Delta)}{\sin^2(\phi - \Delta)} F^\rho + O(\epsilon^2), \quad (3.7d)$$

$$\dot{t} = \frac{E}{R^2 L} \sin(\phi - \Delta) [\sin(\phi - \Delta) + 4M] + O(\epsilon^2). \quad (3.7e)$$

In these equations, ϕ has been used instead of λ (or t), as an independent variable and prime denotes derivative with respect to ϕ . The equations governing the evolution of E and L could have been calculated by the covariant formulation of osculating conditions [6].

The variations in the osculating elements are assumed to be small, therefore one can achieve a good approximation of these elements by substituting the leading order expressions,

$$\rho = \frac{R_*}{\sin(\phi - \Delta_*)} (1 + O(\epsilon)), \quad (3.8a)$$

$$\dot{t} = E_* (1 + O(\epsilon)), \quad (3.8b)$$

$$\dot{\rho}^2 = E_*^2 - L_*^2 \left(\frac{\sin^2(\phi - \Delta_*)}{R_*^2} + O(\epsilon) \right), \quad (3.8c)$$

$$\dot{\phi} = \frac{L_*}{R_*^2} \sin^2(\phi - \Delta_*) + O(\epsilon), \quad (3.8d)$$

into the right hand side of equations (3.7). Here the set of constants that the photon trajectory could have assumed, if the main body were in a complete isolation, are denoted

by $\{E_*, L_*, R_*, \Delta_*\}$. The different components of the perturbing force in the plane $\theta = \pi/2$ has the form of

$$F^t = 2E_* L_* A \left[\frac{1}{k} \cot(\phi - \Delta_*) [1 + 3 \cos 2(\phi - \psi)] + 3 \sin 2(\phi - \psi) \right] + O(\epsilon^2), \quad (3.9a)$$

$$F^\rho = -2E_* L_* A \left[k \cos(\phi - \Delta_*) [1 + 3 \cos 2(\phi - \psi)] + 3 \cos(\phi - \Delta_*) \cos 2(\phi - \psi) \left[\frac{E_* R_*^2 \omega}{\sin^2(\phi - \Delta_*)} - L_* \right] \right] + O(\epsilon^2), \quad (3.9b)$$

$$F^\phi = 2E_*^2 A \left[-k [1 + 3 \cos 2(\phi - \psi)] \sin 2(\phi - \Delta_*) + 3 \sin 2(\phi - \psi) \left[1 + \frac{L_*}{E_*} \omega - k^2 \sin^2(\phi - \Delta_*) \right] \right] + O(\epsilon^2). \quad (3.9c)$$

Here $k := E_* R_*/L_*$ is a dimensionless parameter, which its value can be found by substituting, $\rho = R_*$ in (3.5d), $k = 1 + O(\epsilon)$. In the derivation of the force components, we have used the square root of (3.8c) with a minus sign, $\dot{\rho} = -E_* \cos(\phi - \Delta_*) + O(\epsilon)$.

We recall that in preceding equations, ψ is a function of t ; so formally, its explicit dependence on ϕ must be considered. However, these equations will turn out to be simpler by recognizing that in the problem under study, osculating elements undergo two types of changes. The first is an oscillation with a period equal to the period of tidal moments (or multiple of it); the second is a steady drift in ϕ . In other words, we have two timescales; t and ω^{-1} . On short timescale, $t \approx M$, the photon moves on a geodesy of the Schwarzschild spacetime with a *static* tidal field, characterized by $\{E, L, R, \Delta\}$. Over longer timescale, $\omega^{-1} \approx \sqrt{\frac{M}{r_o^3}} \approx \frac{M}{\epsilon^{\frac{15}{8}}}$, the displacement of the second body changes ψ and causes the path to evolve. It is clearly desirable to compute an accurate trajectory for the whole domain of the validity of ϕ (or t). However, the linear perturbation method is limited to producing a model for the trajectory over rapid timescale, (or an snapshot of the trajectory,) in which the trajectory is described by the deviations from the pivot elements, $\{E_*, L_*, R_*, \Delta_*\}$, and the new configurations (of the second body) are neglected. Such approximations fall out of phase with the true path after the longer timescale $\approx \epsilon^{\frac{-15}{8}} M$. In fact a rigorous prescription for the path can be provided by a two-timescale analysis, but considering the order of accuracy by which the short term secular changes are captured, at the cost of discarding long term effects, it is sensible to assume that $\dot{\psi} \ll \dot{\phi}$ or

$$\frac{\omega \dot{t}}{\dot{\phi}} \approx \frac{R_*^2 E_* \omega}{L_*} \frac{1}{\sin^2(\phi - \Delta_*)} \ll 1. \quad (3.10)$$

After invoking this approximation, the components of

the perturbing force can be written as

$$F^t = 2E_* L_* A \cot(\phi - \Delta_*) \left[3 \frac{\cos(\phi - 2\psi + \Delta_*)}{\cos(\phi - \Delta_*)} + 1 \right], \quad (3.11a)$$

$$F^\rho = 2E_* L_* A \sin(\phi - \Delta_*) \left[3 \frac{\sin(\phi - 2\psi + \Delta_*)}{\sin(\phi - \Delta_*)} - 1 \right], \quad (3.11b)$$

$$F^\phi = 2E_*^2 A \cos(\phi - \Delta_*) \left[3 \frac{\sin(\phi - 2\psi + \Delta_*)}{\sin(\phi - \Delta_*)} - 1 \right]. \quad (3.11c)$$

The evolution of the conserved quantities will then be reproduced by substituting the preceding equations into (3.7) as

$$\dot{\Delta} = -2AR_*^2 \left[3 \frac{\sin(\phi - 2\psi + \Delta_*)}{\sin(\phi - \Delta_*)} - 1 \right], \quad (3.12a)$$

$$\frac{\dot{R}}{R_*} = 2AR_*^2 \cot(\phi - \Delta_*) \left[3 \frac{\sin(\phi - 2\psi + \Delta_*)}{\sin(\phi - \Delta_*)} - 1 \right], \quad (3.12b)$$

$$\frac{\dot{E}}{E_*} = 2AR_*^2 \frac{\cos(\phi - \Delta_*)}{\sin^3(\phi - \Delta_*)} \left[3 \frac{\cos(\phi - 2\psi + \Delta_*)}{\cos(\phi - \Delta_*)} + 1 \right], \quad (3.12c)$$

$$\frac{\dot{L}}{L_*} = 2AR_*^2 \frac{\cos(\phi - \Delta_*)}{\sin^3(\phi - \Delta_*)} \left[3 \frac{\sin(\phi - 2\psi + \Delta_*)}{\sin(\phi - \Delta_*)} - 1 \right]. \quad (3.12d)$$

It is easily seen that the corrections imposed to the Schwarzschild null paths by the second body are of order AR_*^2 , that is $O(\epsilon^{\frac{7}{4}})$. These corrections are so small that, even for photons with large impact parameters, we can neglect higher order terms in (2.3) with confidence. These equations appear to be singular at $\phi = \Delta_*, \pi + \Delta_*$. The singularities correspond to the fact that Schwarzschild geodesics loose their geometric meaning for asymptotic values of ϕ .

In the following section, we will give expressions for osculating elements; once these functions are known, the path is obtained from equations (3.5). Considering the long separation of the two timescales, we assumed that the geometry around the main body has time translation symmetry. Before concluding this section, we are interested in using this symmetry to calculate energy of the perturbed system, \bar{E} , as a constant on the path. The Killing vector whose conserved quantity is energy, is $K = \frac{\partial}{\partial t}$. The conserved energy is then given by

$$\bar{E} = -p_\mu K^\mu = \dot{t} \left(1 - \frac{2M}{\rho} + \rho^2 \mathcal{E}^q + O(\epsilon^2) \right) \quad (3.13)$$

This is a perturbationally constant quantity even for the paths outside of the equatorial plane. Moreover, for the trajectories constrained to the equatorial plane, the *direction* of angular momentum is also conserved.

IV. EVOLUTION OF OSCULATING CONSTANTS

The expression for the evolution of Δ in (3.12a) can now be used to obtain the explicit dependence on ψ at each ϕ . This gives

$$\Delta(\phi) = \Delta_* + 2AR_*^2 [\phi(1 - 3\cos 2(\psi - \Delta_*)) + 3\sin 2(\psi - \Delta_*) \ln(\sin |\Delta_* - \phi|)]. \quad (4.1)$$

Fig. 1 shows the variations of Δ at different points of the path for different ψ directions at the initial condition $\Delta_* = 0$. The contribution of the second body in the total deflection angle of a light ray passing near a binary system is

$$\int_{\Delta_*}^{\Delta_* + \pi} \dot{\Delta} d\phi = 2\pi AR_*^2 [1 - 3\cos 2(\psi - \Delta_*)]. \quad (4.2)$$

This implies that for edge-on binaries, the second body gives maximum increase in the deflection angle when $\psi - \Delta_* = \{\frac{\pi}{2}, \frac{3\pi}{2}\}$ and maximum decrease is obtained when $\psi - \Delta_* = \{0, \pi\}$. In [7], it is shown that among orbits with arbitrary inclination, the maximal possible light deflection is attained for edge-on binaries, ($i = \pi/2$). Our calculations complement the criteria for orbital elements by using those the maximal changes in positional elements are determined. For the total deflection angle, δ , we will find that

$$4\frac{M}{R_*} - 4\pi AR_*^2 \ll \delta \ll 4\frac{M}{R_*} + 8\pi AR_*^2. \quad (4.3)$$

By integrating (3.12b), one can obtain

$$\frac{R}{R_*} = 1 + 2AR_*^2 [6\sin 2(\Delta_* - \psi)(1 - \cot(\phi - \Delta_*)) - (1 - 3\cos 2(\Delta_* - \psi)) \ln \sin^2(\phi - \Delta_*)]. \quad (4.4)$$

This amounts to a total change in R equal to

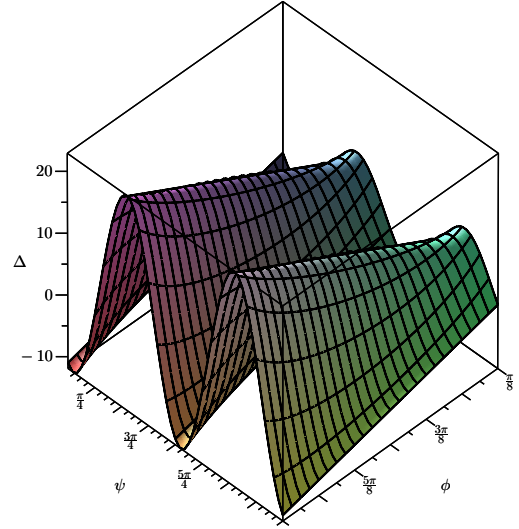


FIG. 1: Variations of $\Delta - \Delta_*$ vs. ϕ and ψ . Here Δ_* is assumed to be zero. On the vertical axis, we have chosen $AR_*^2 = 1$

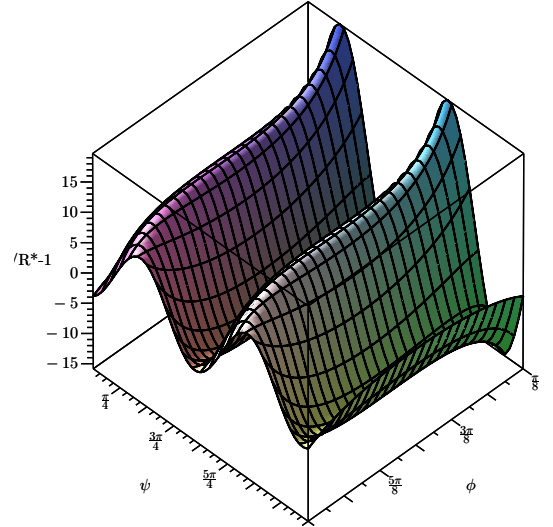


FIG. 2: Variations of $R/R_* - 1$ vs. ϕ and ψ . On the vertical axis, we have chosen $AR_*^2 = 1$

$$12\pi AR_*^3 \sin 2(\Delta_* - \psi). \quad (4.5)$$

The photon gets a maximum value of total R - deflection when $\psi - \Delta_* = \{\frac{\pi}{4}, \frac{3\pi}{4}, \frac{5\pi}{4}, \frac{7\pi}{4}\}$; no change in total R is expected when $\psi - \Delta_* = \{\frac{\pi}{2}, \pi, \frac{3\pi}{2}\}$.

Obviously, one can find a different parametrization of the path by first integrating (3.7e) and keeping the leading order terms to produce,

$$t(\phi) = \frac{E_*}{L_* R_*^2} \left[\frac{1}{2}\phi - \frac{1}{4}\sin 2(\phi - \Delta_*) + 4M \cos(\phi - \Delta_*) \right], \quad (4.6)$$

and then omitting ϕ in favor of t , numerically. The expressions describing the evolution of other osculating el-

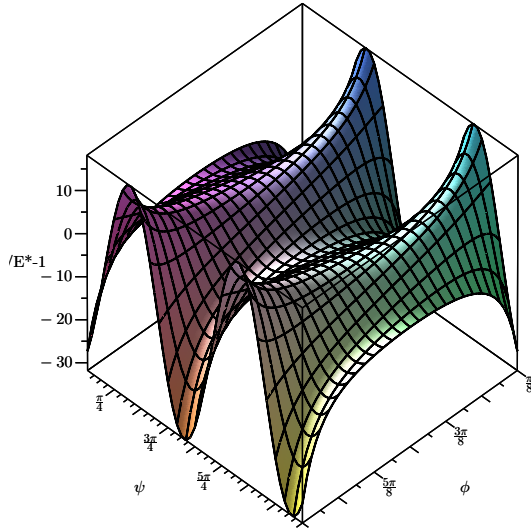


FIG. 3: Variations of $E/E_* - 1$ vs. ϕ and ψ . On the vertical axis, we have chosen $AR_*^2 = 1$

ements, up to the leading order in ϵ , are

$$\frac{E}{E_*} = 1 + AR_*^2 \left[6 \sin 2(\Delta_* - \psi) \cot(\phi - \Delta_*) - \frac{1 + 3 \cos 2(\Delta_* - \psi)}{\sin^2(\phi - \Delta_*)} \right], \quad (4.7a)$$

$$\frac{L}{L_*} = 1 + AR_*^2 \left[-6 \sin 2(\Delta_* - \psi) \cot^3(\phi - \Delta_*) + \frac{1 - 3 \cos 2(\Delta_* - \psi)}{\sin^2(\phi - \Delta_*)} \right]. \quad (4.7b)$$

In Figs. 1- 4, we show the evolution of the path under the influence of the second body and initial condition $\Delta_* = 0$. To avoid the singularities at asymptotes, $\phi = 0, \pi$, the ϕ variations does not cover the whole domain, also we have chosen $AR_*^2 = 1$. The four figures show the two positional elements, (Δ, R) , and the two principal elements, (E, L) , as functions of ϕ and ψ . The comparison of behavior of these elements at asymptotes shows that there is a secular change in (Δ, R) ; but there is no changes in the values of the principal elements in these limits. For particles moving on timelike bound orbits, it is believed that the changes in principal elements occur when perturbing forces include a dissipative part [8]. Likewise, equations (4.7b) and (4.7a) imply that $L(0) = L(\pi)$ and $E(0) = E(\pi)$ for massless particles; even though the total angular momentum is not conserved in our problem. Although this result is obtained for a tidal interaction and edge-on binaries, it seems to be also valid for general inclinations.

V. SUMMARY OF THE RESULTS

In this paper, we considered a photon in the gravitational field of a binary system and found the form of

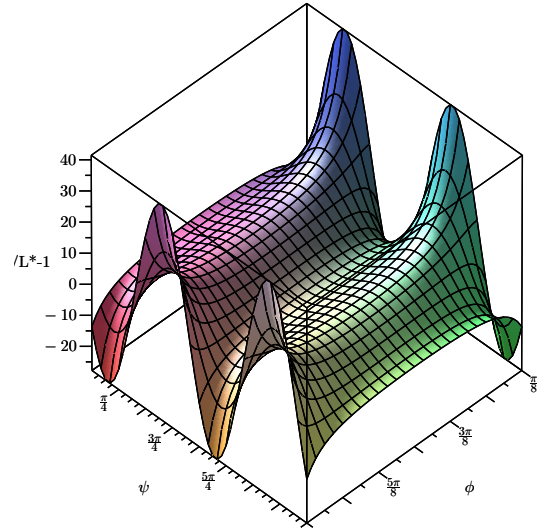


FIG. 4: Variations of $L/L_* - 1$ vs. ϕ and ψ . On the vertical axis, we have chosen $AR_*^2 = 1$

trajectories invoking the weak field and slow motion approximations. In practice, we found the magnitude of secular changes to the light curves of a spherical gravitating body, that arises in the presence of a companion body. This work illustrates the application of the osculating elements formalism to the computation of photons paths evolutions in the the Schwarzschild spacetime, as well as the tidal geometry around a black hole in reducing a photon-binary problem to an effective two body problem. The importance of determining such corrections to Schwarzschild null geodesics can be understood when the light curves of a galactic microlensing event are observed. This work shows how a companion star can affect the light curves of the main lens. Provided that the companion body is in a right distance and at a right orbital phase, in principle, it can be traced with sensitive detectors. The right distance, r_o , and phase, $\psi - \Delta_*$, are determined by the geometry of spacetime around the main lens. It is known that edge-on binaries deflect the light more than others [7]; this criterion is further developed in this paper. Equations (3.12) imply that deflections of order $O(\epsilon^{7/4})$ are presumably related to the edge-on binaries with $r_o = O(\epsilon^{-5/4} M)$, and $\psi - \Delta_* = \{\frac{\pi}{2}, \frac{3\pi}{2}\}$. Nowadays that observatories like GAIA [1] have the capability of testing the deflection to parts per million, this work shows that the presence of an edge-on binary with separation distance $r_o \approx 100R_* \approx 10^{10}M$ can be identified; this corresponds to $\epsilon \approx 10^{-8}$. In spite of the common belief that 50 percent of stars are a member of a binary (or multiple) system [9]; the probability for the occurrence of an edge-on binary with such exotic parameters will determine whether this effect must be taken into account or not.

Appendix A TIDAL ENVIRONMENT AROUND THE MAIN BODY

In this appendix we list some results presented in [3] which investigated a tidally deformed spacetime around a nonrotating black hole. The tidal environment around a slowly rotating black hole has been studied recently by Poisson [10]. To capture the effects associated with the dragging of inertial frames, this calculation required to go beyond first order perturbation theory. When the rotational deformations are applied to a circular binary,

the tidal moments will incorporate terms that involve powers of v/c . Since these two metrics are the same at the orders that we require, the higher order terms do not affect on the results of our work. Some notations we use in our work, and are adapted from [3], will be introduced here. We will express the results in the form required for our specific purpose.

The metric components of the black hole immersed in an arbitrary tidal environment, in harmonic coordinates (x^0, x^a) , are given by

$$g_{00} = -\frac{1 - \frac{M}{r}}{1 + \frac{M}{r}} - r^2 \left(1 - \frac{M}{r}\right)^2 \mathcal{E}^q + O\left(\frac{r^3}{\mathcal{R}^2 \mathcal{L}}\right), \quad (\text{A.1a})$$

$$g_{0a} = \frac{2}{3} r^2 \left(1 - \frac{M}{r}\right) \left(1 + \frac{M}{r}\right)^2 \mathcal{B}_a^q + O\left(\frac{v}{c} \frac{r^3}{\mathcal{R}^2 \mathcal{L}}\right), \quad (\text{A.1b})$$

$$g_{ab} = \frac{1 + \frac{M}{r}}{1 - \frac{M}{r}} \Omega_a \Omega_b + \left(1 + \frac{M}{r}\right)^2 \gamma_{ab} - r^2 \left(1 + \frac{M}{r}\right)^2 \mathcal{E}^q \Omega_a \Omega_b - Mr \left(1 + \frac{M}{r}\right)^2 \left(1 + \frac{M^2}{3r^2}\right)^2 (\Omega_a \mathcal{E}_b^q + \mathcal{E}_a^q \Omega_b) - r^2 \left(1 - \frac{M}{r}\right)^2 \left(1 + \frac{M}{r}\right)^3 \gamma_{ab} \mathcal{E}^q - Mr \left(1 + \frac{M}{r}\right)^2 \left(1 - \frac{M^2}{3r^2}\right) \mathcal{E}_{ab}^q + O\left(\frac{r^3}{\mathcal{R}^2 \mathcal{L}}\right). \quad (\text{A.1c})$$

Here M is the gravitational radius of the black hole, when it is in complete isolation, x^a are a system of Cartesian coordinates, $\Omega^a := \frac{x^a}{r} = (\sin \theta \cos \phi, \sin \theta \sin \phi, \cos \theta)$ is a vector which satisfies $\delta_{ab} \Omega^a \Omega^b = 1$ and $\gamma_{ab} = \delta_{ab} - \Omega_a \Omega_b$ is a projection tensor on the direction orthogonal to Ω^a . The contribution of the tidal environment is expressed as an expansion in the strength of the tidal coupling. The expansion parameter is the inverse of the radius of curvature, \mathcal{R}^{-1} , of the external spacetime in which the black hole moves. In the neglected terms, \mathcal{L} is the scale of spatial inhomogeneity in the external spacetime. At the lowest order in \mathcal{R}^{-2} , the metric can be described by a set of external potentials $\{\mathcal{E}^q, \mathcal{E}_a^q, \mathcal{E}_{ab}^q, \mathcal{B}_a^q\}$ built from quadrapole moments, \mathcal{E}_{ab} and \mathcal{B}_{ab} by

$$\mathcal{E}^q = \frac{1}{c^2} \mathcal{E}_{ab} \Omega^a \Omega^b, \quad (\text{A.2a})$$

$$\mathcal{E}_a^q = \frac{1}{c^2} \gamma_a^c \mathcal{E}_{cd} \Omega^d, \quad (\text{A.2b})$$

$$\mathcal{E}_{ab}^q = \frac{1}{c^2} (2\gamma_a^c \gamma_b^d \mathcal{E}_{cd} + \gamma_{ab} \mathcal{E}^q), \quad (\text{A.2c})$$

$$\mathcal{B}_a^q = \frac{1}{c^3} \epsilon_{apq} \Omega^p \mathcal{B}_c^q \Omega^c. \quad (\text{A.2d})$$

The tidal moments are formally defined in terms of the Weyl tensor of the external spacetime. In practice, however, for every application those are determined by matching the local metric to the global metric that includes the black hole and the external spacetime. For the specialized case that the black hole is part of a binary system in circular motion and the global spacetime

is expressed in the post-Newtonian gravity regime, such a matching were carried out in [3] and [11]. For the problem under study in our paper where the two gravitational bodies in the binary system have equal masses and the relative orbital velocity, v , within the binary system is slow, $\frac{v}{c} = \sqrt{\frac{2M}{r_o}} = O\left(\epsilon^{\frac{5}{8}}\right)$, the nonvanishing components of the tidal moments are given by

$$\mathcal{E}_{11} = -\frac{M}{2r_o^3} \left[1 + 3 \cos 2\psi + O\left(\frac{v}{c}\right)^2\right], \quad (\text{A.3a})$$

$$\mathcal{E}_{12} = \mathcal{E}_{21} = -\frac{M}{2r_o^3} \left[1 + 3 \sin 2\psi + O\left(\frac{v}{c}\right)^2\right], \quad (\text{A.3b})$$

$$\mathcal{E}_{22} = -\frac{M}{2r_o^3} \left[1 - 3 \cos 2\psi + O\left(\frac{v}{c}\right)^2\right], \quad (\text{A.3c})$$

$$\mathcal{E}_{33} = \mathcal{E}_{11} + \mathcal{E}_{22} = -\frac{M}{r_o^3} + O\left(\frac{v}{c}\right)^2, \quad (\text{A.3d})$$

$$\mathcal{B}_{23} = \mathcal{B}_{31} = -\frac{3M}{r_o^3} v \sin \psi + O(c^{-2}), \quad (\text{A.3e})$$

$$\mathcal{B}_{13} = \mathcal{B}_{32} = -\frac{3M}{r_o^3} v \cos \psi + O(c^{-2}). \quad (\text{A.3f})$$

Here ψ is the phase related to the angular velocity, ω , of the tidal moments with respect to the frame moving with the black hole, $\psi = \omega t = \sqrt{\frac{2M}{r_o^3}} t \left(1 + O\left(\frac{v}{c}\right)^2\right)$. It can also be defined in terms of the orbital velocity of the second body, $\bar{\omega}$, and the precessional angular frequency of the black hole frame relative to the barycentric frame, Ω , by $\psi = \bar{\omega} \bar{t} - \Omega t$, in which \bar{t} is the global time coordinate.

Appendix B CHRISTOFFEL SYMBOLS

The nonvanishing Christoffel symbols built from metric (2.3) are

$$\begin{aligned}
 \Gamma_{tt}^t = -\Gamma_{\rho\rho}^t = \frac{1}{2}\rho^2 \frac{\partial}{\partial t} \mathcal{E}^q, & \quad \Gamma_{tt}^\rho = -\Gamma_{\rho\rho}^\rho = \frac{M}{\rho^2} + \rho \mathcal{E}^q, & \quad \Gamma_{tt}^\theta = -\Gamma_{\rho\rho}^\theta = \frac{1}{2}\rho \frac{\partial}{\partial \theta} \mathcal{E}^q, & \quad \Gamma_{tt}^\phi = -\Gamma_{\rho\rho}^\phi = \frac{1}{2\sin^2 \theta} \frac{\partial}{\partial \phi} \mathcal{E}^q, \\
 \Gamma_{t\rho}^t = \frac{M}{\rho^2} + \rho \mathcal{E}^q, & \quad \Gamma_{\rho t}^\rho = \frac{1}{2}\rho^2 \frac{\partial}{\partial t} \mathcal{E}^q, & \quad \Gamma_{\theta t}^\theta = -\frac{1}{2}\rho^2 \frac{\partial}{\partial t} \mathcal{E}^q, & \quad \Gamma_{\phi t}^\phi = -\frac{1}{2}\rho^2 \frac{\partial}{\partial t} \mathcal{E}^q, \\
 \Gamma_{tA}^t = \frac{1}{2}\rho^2 \frac{\partial}{\partial \theta^A} \mathcal{E}^q, & \quad \Gamma_{\rho A}^\rho = -\frac{1}{2}\rho^2 \frac{\partial}{\partial \theta^A} \mathcal{E}^q, & \quad \Gamma_{\theta \rho}^\theta = \frac{1}{\rho} - \rho \mathcal{E}^q, & \quad \Gamma_{\phi \rho}^\phi = \frac{1}{\rho} - \rho \mathcal{E}^q, \\
 \Gamma_{AB}^t = -\frac{1}{2}\rho^4 \Omega_{AB} \frac{\partial}{\partial t} \mathcal{E}^q, & \quad \Gamma_{AB}^\rho = \rho^3 \Omega_{AB} \frac{\partial}{\partial t} \mathcal{E}^q, & \quad \Gamma_{\theta A}^\theta = -\frac{1}{2}\rho^2 \frac{\partial}{\partial \theta^A} \mathcal{E}^q, & \quad \Gamma_{\theta \theta}^\phi = \frac{1}{2}\rho^2 \sin^2 \theta \frac{\partial}{\partial \phi} \mathcal{E}^q, \\
 & & \quad \Gamma_{\phi \phi}^\theta = -\sin \theta \cos \theta + \frac{1}{2}\rho^2 \sin \theta \frac{\partial}{\partial \theta} \mathcal{E}^q, & \quad \Gamma_{\phi \phi}^\phi = -\frac{1}{2}\rho^2 \frac{\partial}{\partial \phi} \mathcal{E}^q.
 \end{aligned}
 \tag{B.1}$$

-
- [1] URL: <http://sci.esa.int/gaia>.
 - [2] N. Ahmadi, Phys. Rev. D **80**, 124028 (2009).
 - [3] S. Taylor and E. Poisson, Phys. Rev. D **78**, 084016 (2008).
 - [4] E. Poisson, Phys. Rev. D **70**, 084044, (2004); K. Alvi, Phys. Rev. D **64**, 104020 (2001).
 - [5] M. H. Brugman, Phys. Rev. D **72**, 024012 (2005);
 - [6] Jonathan R. Gair, Eanna E. Flanagan, Steve Drasco, Tanja Hinderer and Stainslav Babak, Phys. Rev. D **83**, 044037 (2011).
 - [7] Sven Zschoke, The Astronomical Journal **144**, 77 (2012).
 - [8] Adam Pound and Eric Poisson, Phys. Rev. D **77**, 044013 (2008).
 - [9] A. Duquennoy and M. Mayor, A&A, **248**, 485 (1991); J. L. Halbwachs, M. Mayer, S. Udry and F. Arenou, A&A **397**, 159 (2003).
 - [10] <http://arxiv.org/abs/1411.4711>
 - [11] N. K. Johnson-McDaniel, N. Yunes, W. Ticky and B. J. Owen, Phys. Rev. D **80**, 124039 (2009).