

# Point information gain, point information gain entropy and point information gain entropy density as measures of semantic and syntactic information of multidimensional discrete phenomena

Dalibor Štys<sup>a,\*</sup>, Jan Korbel<sup>b</sup>, Renata Rychtáriková<sup>a</sup>, Dmytro Soloviov<sup>a</sup>, Petr Císař<sup>a</sup>, Jan Urban<sup>a</sup>

<sup>a</sup>*Institute of Complex Systems, South Bohemian Research Center of Aquaculture and Biodiversity of Hydrocenoses, FFPW, University of South Bohemia in České Budějovice, Zámek 136, 373 33 Nové Hradky, Czech Republic*

<sup>b</sup>*Faculty of Nuclear Sciences and Physical Engineering, Czech Technical University in Prague, Břehová 7, 155 19, Prague, Czech Republic*

---

## Abstract

We generalize the Point information gain (PIG) and derived quantities, i.e. Point information entropy (PIE) and Point information entropy density (PIED), for the case of Rényi entropy and simulate the behavior of PIG for typical distributions. We also use these methods for the analysis of multidimensional datasets. We demonstrate the main properties of PIE/PIED spectra for the real data on the example of several images, and discuss possible further utilizations in other fields of data processing.

*Keywords:* Point information gain, Rényi entropy, Data processing

---

## 1. Introduction

Measurement of relative information between two probability distributions is one of the most important goals of information theory. Among many other concepts, there are two, which are widely used. By far the most widespread concept is called relative Shannon entropy or Kullback–Leibler divergence. In this work we rather use an alternative approach based on a simple concept of entropy difference. By generalization of both concepts from Shannon’s approach to Rényi’s approach we obtain the whole class of information measures that enables to aim to different parts of probability distributions and interpret it as investigation of different parts of multifractal systems.

Despite of mathematical precision of the concept of Shannon/Rényi divergence, we use the latter concept, i.e., (Rényi) entropy difference, for introduction of a measure which locally determines an information contribution of a given element in a discrete set. In spite of no substantial restriction of use of a standard divergence for calculation of the information difference upon elimination of one element in the set, for practical reason, we used simple concept of entropy difference between sets with and without a given element. The resulting value has been called the point information gain  $\Gamma_{\alpha,i}$  [8]. The goal of this article is to examine and demonstrate some properties of this variable and derived quantities, namely the point information gain entropy  $H_\alpha$  and point information gain entropy density  $\Xi_\alpha$ . We also introduce the relation of all these variables to semantic and syntactic information in image analysis.

---

\*Corresponding author

Email address: [stys@frov.jcu.cz](mailto:stys@frov.jcu.cz) (Jan Korbel)

## 2. Point information gain and its relation to other information entropies

The important problem in the information theory is to estimate the amount of information gained/lost by refining/approximating the probability distribution  $P$  by distribution  $Q$ . The most popular measure used in the theory is Kullback–Leibler (KL) divergence, defined as

$$D_{KL}(P||Q) = \sum_i p_i \ln \frac{p_i}{q_i} = E_p [\ln q_i] - E_p [\ln p_i] = S_P(Q) - S(P) \quad (1)$$

where  $S_P(Q)$  is so called cross-entropy [27] and  $S(P)$  is the entropy of distribution  $P$ . In case, when  $P$  is similar to  $Q$ , this measure can be approximated by entropy difference

$$\Delta S(P, Q) = S(Q) - S(P). \quad (2)$$

Indeed, this measure does not obey as many theoretic-measure axioms as KL- divergence. For instance, for  $P \neq Q$  we can still obtain  $|\Delta S(P, Q)| = 0$ . Nevertheless, in case when  $P \approx Q$ ,  $P \neq Q$  can be this measure still a suitable information measure. Particularly interesting is the situation, when the distributions are approximative histograms of some underlying distributions  $P$  for  $n$ , resp.  $n + 1$  entries. In this case can be the entropy difference

$$\Delta S(P_n, P_{n+1}) = S(P_{n+1}) - S(P_n) \quad (3)$$

interpreted as a information gained by the  $(n + 1)$ -th point.

When dealing with the complex real systems, it is sometimes advantageous to introduce new information measures and entropies that capture better the complexity of the system. Among other information measures as e.g., Hellinger distance, Jeffrey's distance or J-divergence. There are also some specific information measures that have special interpretations and are widely used in various applications. To these measures belong the Tsallis-Havrda-Charvát (THC) entropy [11], which is the entropy of non-extensive systems, and the Rényi entropy, the entropy of multifractal systems [16]. The latter one is tightly connected to theory of multifractal systems and generalized dimensions [14], the scaling exponent of the Rényi entropy  $S_\alpha = \frac{1}{\alpha-1} \ln \sum_i p_i$  is equal to the generalized dimension  $D_q = \lim_{l \rightarrow 0} \frac{H_q(p(l))}{\ln l}$ . Rényi entropy indicates the average information cost, when the cost of information is an exponential function of its length [20]. Thus, changing the parameter  $\alpha$  changes the cost of the information and therefore accentuates some parts of the probability distributions while suppressing the other. The limit  $\lim_{\alpha \rightarrow 1} H_\alpha = H_1$  is equal to Shannon entropy, so by taking into account the whole class of Rényi entropies we get the new class of information measures.

The point divergence gain ( $\Gamma_\alpha$ ), introduced in Ref. [9], was developed as practical tool for assessment of information contribution of an element to a given discrete distribution. It is defined, similarly to Shannon's entropy difference, as a difference of two Rényi entropies; with and without an examined element of a discrete phenomenon. We consider discrete distribution of  $k$  phenomena, which occur exclusively. The  $S_\alpha = S_\alpha(P)$  is the Rényi entropy of the full distribution and  $S_{\alpha,i} = S_\alpha(P_i)$  is the Rényi entropy of the distribution  $P_i$ , in which one point in the occurrence of the examined  $i$ -th phenomenon was omitted. Hence, we may write the point divergence gain  $\Gamma_{\alpha,i}$  as

$$\Gamma_{\alpha,i} = \frac{1}{1-\alpha} \ln \left( \sum_{j=1}^k p_{j,i}^\alpha \right) - \frac{1}{1-\alpha} \ln \left( \sum_{j=1}^k p_j^\alpha \right) = \frac{1}{1-\alpha} \ln \left( \frac{\sum_{j=1}^k p_{j,i}^\alpha}{\sum_{j=1}^k p_j^\alpha} \right), \quad (4)$$

where  $\alpha$  is the Rényi coefficient,  $k$  is the number of elements in the discrete distribution,  $p_j = n_j/n$  is the probability of occurrence of the  $j$ -th phenomenon in the original distribution and  $p_{j,i} = n_{j,i}/(n-1)$  the probability of occurrence of the  $j$ -th phenomenon in the distribution of in which one element of the  $i$ -th phenomenon is omitted.<sup>1</sup>

In contrast to commonly used Rényi divergence [1, 2, 3, 4, 5, 6], we use  $\Gamma_{\alpha,i}$  for its relative simplicity (we shall note that Rényi divergence cannot be interpreted, unlike KL divergence, as a difference of cross-entropy and entropy of underlying distribution) and its practical interpretation.

<sup>1</sup>From technical point of view, in the mathematical part of the text we have used the natural logarithm in order to simplify the deduction. However, all calculations have been performed with the usage of  $\log_2$  which for Rényi entropy and its derivatives yields values in bits.

After the substitution for probabilities, one gets that

$$\Gamma_{\alpha,i} = \frac{1}{1-\alpha} \ln \frac{\sum_{j=1}^k \frac{n_{j,i}^\alpha}{(n-1)^\alpha}}{\sum_{j=1}^k \frac{n_j^\alpha}{n^\alpha}} = C_\alpha(n) + \frac{1}{1-\alpha} \ln \frac{\sum_{j=1}^k n_{j,i}^\alpha}{\sum_{j=1}^k n_j^\alpha} \quad (5)$$

where  $C_\alpha(n) = \frac{1}{1-\alpha} \ln \frac{n^\alpha}{(n-1)^\alpha}$  is constant for a given number of events  $n$ . For  $n \rightarrow \infty$ ,  $\Gamma_{\alpha,i} \rightarrow 0$ , and the whole entropy remains finite<sup>2</sup>. We therefore examine only the second term. When the argument of the logarithm is close to one, e.g.

$$\sum_{j=1}^k n_{j,i}^\alpha \approx \sum_{j=1}^k n_j^\alpha \quad (6)$$

which leads to the condition that  $\left(\frac{n_i-1}{n_i}\right)^\alpha \approx 1$ , one can then approximate the logarithm by the Taylor expansion of the first order. By denoting

$$\mathcal{D}_{\alpha,i} = \frac{\sum_{j=1}^k n_{j,i}^\alpha}{\sum_{j=1}^k n_j^\alpha} \quad (7)$$

the second term of  $\Gamma_i$  can be approximated as

$$\frac{1}{1-\alpha} \ln \mathcal{D}_{\alpha,i} = \frac{1}{1-\alpha} (\mathcal{D}_{\alpha,i} - 1) + O((\mathcal{D}_{\alpha,i} - 1)^2) \quad (8)$$

We shall note, that the last term of Eq. (5) is nothing else then the THC entropy formula [10, 11]. In other words, it almost corresponds to the point information gain derived from Eq. (4) at condition of utilization of THC entropy instead of Rényi entropy. This is caused by the fact that for large  $n$  the omission of point does not have large impact to the whole distribution. This points to the fact that for our purposes is more important the degree of entropy  $\alpha$ , which causes rescaling of probabilities to  $p_i^\alpha$ , than the particular form of information measure. We prefer to utilize Rényi because of its correspondence to a generalized dimension of multifractal systems [12, 13].

Let us concentrate a little bit more to  $\mathcal{D}_{i,\alpha}$ . It can be rewritten as

$$\mathcal{D}_{\alpha,i} = \frac{\sum_{j=1}^k n_{j,i}^\alpha}{\sum_{j=1}^k n_j^\alpha} = \frac{\sum_{j=1, j \neq i}^{k-1} n_j^\alpha + (n_i - 1)^\alpha}{\sum_{j=1}^k n_j^\alpha} = 1 - \alpha \frac{n_i^{\alpha-1}}{\sum_{j=1}^k n_j^\alpha} + \frac{1}{\sum_{j=1}^k n_j^\alpha} \omega(n_i^{\alpha-2}). \quad (9)$$

Specifically, in case of  $\alpha = 2$  we obtain

$$\Gamma_{2,i} \approx C_\alpha(n) + \frac{1}{1-2} \left( \frac{\sum_{j=1, j \neq i}^{k-1} n_j^2 + (n_i - 1)^2}{\sum_{j=1}^k n_j^2} - 1 \right) \approx C_\alpha(n) + \frac{2n_i - 1}{\sum_{j=1}^k n_j^2} \quad (10)$$

which explains why the dependency  $n_i$  on  $\Gamma_{2,i}$  is approximately linear as show in Fig. 2. In general, if  $\alpha \neq 1$ , the point information gain is a monotonous function of  $n_i$ , respectively  $p_i$  for all possible discrete distributions. It thus may be used as a measure of information gain between two discrete distributions differing in the occurrence of one particular feature.

$\Gamma_{\alpha,i} > 0$  generally corresponds to tail parts of the distribution, which points to rare events, while  $\Gamma_{\alpha,i} < 0$  corresponds to frequent events. Thus, in addition to definition of the measure of the contribution of each event to the examined distribution, we also obtain discrimination between points which contribute to information about the given distribution under given statistical assumption represented by particular  $\alpha$  value. This opens the question on existence of an so called “optimal” distribution for a given  $\alpha$ . We propose two measures of such optimality. The first would be defined as distribution for which exactly half of the  $n_i$  values produces  $\Gamma_{\alpha,i} > 0$  and the other half  $\Gamma_{\alpha,i} < 0$ . The second will require that  $\Gamma_{\alpha,i}$  values will be equally spaced. Existence of such “ideal” distribution would be another

<sup>2</sup>contrary to unconditional entropy, which has to be renormalized for continuous case. For more details, see Ref. [16]

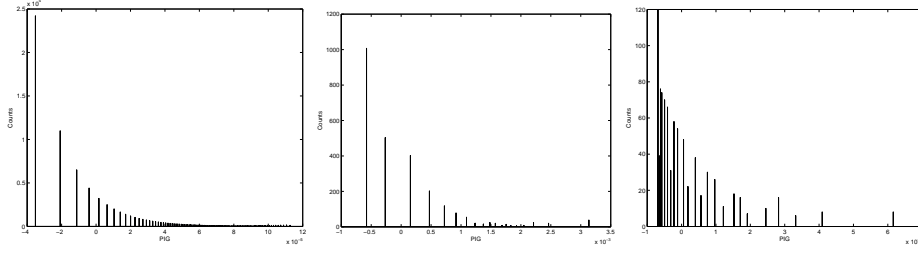


Figure 1.  $\Gamma_{\alpha,i}$ -transformations of the discretized Lévy (left), Cauchy (middle), and Gauss (right) distribution at  $\alpha = 0.99$ .

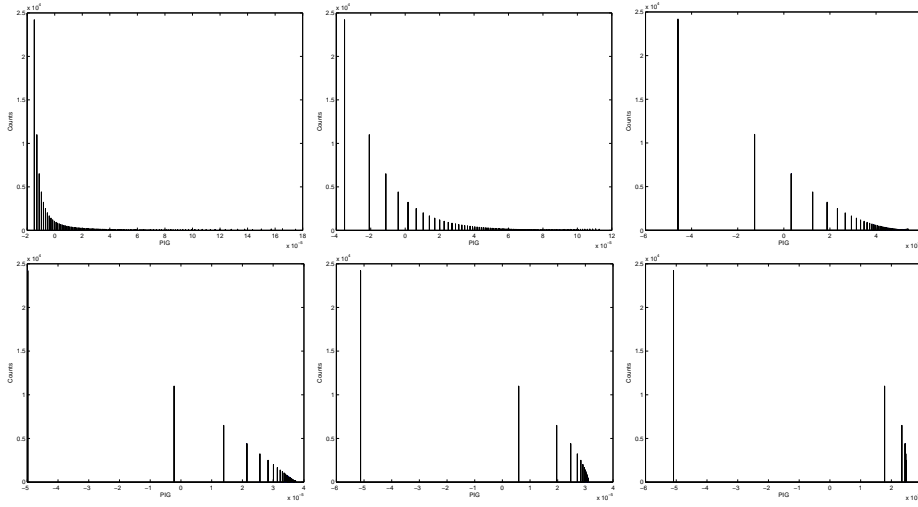


Figure 2.  $\Gamma_{\alpha,i}$ -transformations of the discretized Lévy distribution at  $\alpha = \{0.5; 0.99; 1.5; 2.0; 2.5; 4.0\}$  (from upper left to lower right).

generalization of the concept of entropy power similar to that reported recently [25, 26]. We intend to address this problem in our future research.

With respect to previous discussion and practical utilization of this notion, we emphasize that for real systems, where  $n$  is large,  $\Gamma_{\alpha,i}$ -values are rather small numbers. Computer averaging and numerical representation lead to significant errors. At lower  $\alpha$ -values, the  $\Gamma_{\alpha,i}$ -values are broadly separated for rare points, while at higher  $\alpha$ -values the resolution is higher for more frequent data points. Therefore,  $\Gamma_{\alpha,i}$  vs.  $\alpha$  spectrum is more advisable to compute, rather than a single  $\Gamma_{\alpha,i}$ -value at a chosen  $\alpha$ .

### 2.1. Point information gain for typical distributions

In Fig. 1 we demonstrate  $\Gamma_{\alpha,i}$ -transformation of three thoroughly studied distributions – Lévy, Cauchy, and Gauss distributions. Digital level averaging which results in multiple appearance of unique points is observable there. This phenomenon is reduced with increasing number of points in the distribution, nevertheless, it does not disappear in any real case. Thus, the monotonous dependency of  $n_i$ , respectively  $p_i$  on  $\Gamma_{\alpha,i}$  are valid only at the approximation to an infinite resolution in value levels.

Fig. 2 shows distribution changes of  $\Gamma_{\alpha,i}$ -values with increasing  $\alpha$ -parameter. For each  $\alpha$ -parameter, the  $\Gamma_{\alpha,i}$ -elements are enveloped by monotonously decreasing curves. The near linearity of the dependency of the number of elements on  $\Gamma_{\alpha,i}$ -values-value at  $\alpha = 2$  is shown as devised in Eq. (10). The differences between distributions are expressed by the distributions of  $\Gamma_{\alpha,i}$ -values along the x-axes.

## 2.2. Point information gain entropy and point information gain entropy density

In previous sections, we show that  $\Gamma_{\alpha,i}$  is different for any  $n_i$  and the dependency of these two variables is a monotonously decreasing function for all  $\alpha > 0$ . The term  $\sum_{j=1}^k n_j^\alpha$  also differs for any two different classes of distributions, if  $\alpha > 0$ . Further, we suggest two new variables, point information gain entropy ( $H_\alpha$ ) and point information gain entropy density ( $\Xi_\alpha$ ). They are defined by formulas

$$H_\alpha = \sum_{j=1}^k n_j \Gamma_{\alpha,j}, \quad (11)$$

and

$$\Xi_\alpha = \sum_{j=1}^k \Gamma_{\alpha,j}. \quad (12)$$

The first one can be understood as a multiple of the average point information gain, while the second could be (under linear averaging) understood as an average gain of a phenomenon.

The information content is generally measured by the entropy. The famous Shannon source coding theorem [15] refers to a specific process of transmission of a discredited signal and introduction of the noise. The Rényi entropy is one of the class of one-parametric entropies and offers numerous additional features over the Shannon entropy [1, 16, 17], such as determination of a generalized dimension of the strange attractor [12, 13]. The universality of generalized dimension for characterization of any distribution whose regularity may be only coincidental is still under dispute. However, the  $H_\alpha$  and  $\Xi_\alpha$  values characterize unambiguously a given distribution for any  $\alpha$ . Differences between distributions are expressed in counts along the  $\Gamma_\alpha$  axes. Thus, the  $H_\alpha/\Xi_\alpha$  value of a given distribution, also a non-parametric one, may be always compared, independently of the mechanism of its generation.

The next question is whether  $\Xi_\alpha$  measures the information in way commonly understood. In this aspect we should mention the fact observed upon examination of Eq. (8), i.e. that point information gain  $\Gamma_{\alpha,i}$  has the properties of information measure. We may rewrite it

$$\Xi_\alpha = \sum_{j=1}^k \Gamma_{\alpha,j} = \frac{k}{1-\alpha} \ln \left( \frac{n^\alpha}{(n-1)^\alpha} \right) + \frac{1}{1-\alpha} \sum_{i=1}^k \ln \left( \frac{\sum_{j=1, j \neq i}^{k-1} n_j^\alpha + (n_i - 1)^\alpha}{\sum_{j=1}^k n_j^\alpha} \right) = C_\alpha(n) \cdot k + \frac{1}{1-\alpha} \ln \left( \prod_{j=1}^k \mathcal{D}_{\alpha,j} \right), \quad (13)$$

where the product in the argument of the logarithm in the second term is a product of functions upper limited by 1 and thus again a function upper limited by 1. From previous analysis done of  $\mathcal{D}_{\alpha,i}$ , we may conclude that the point information gain entropy density ( $\Xi_\alpha$ ) has properties of information measure.

Similarly, the point information gain entropy ( $H_\alpha$ ) is a multiplication of such functions by  $n_i$  which may be understood as product of

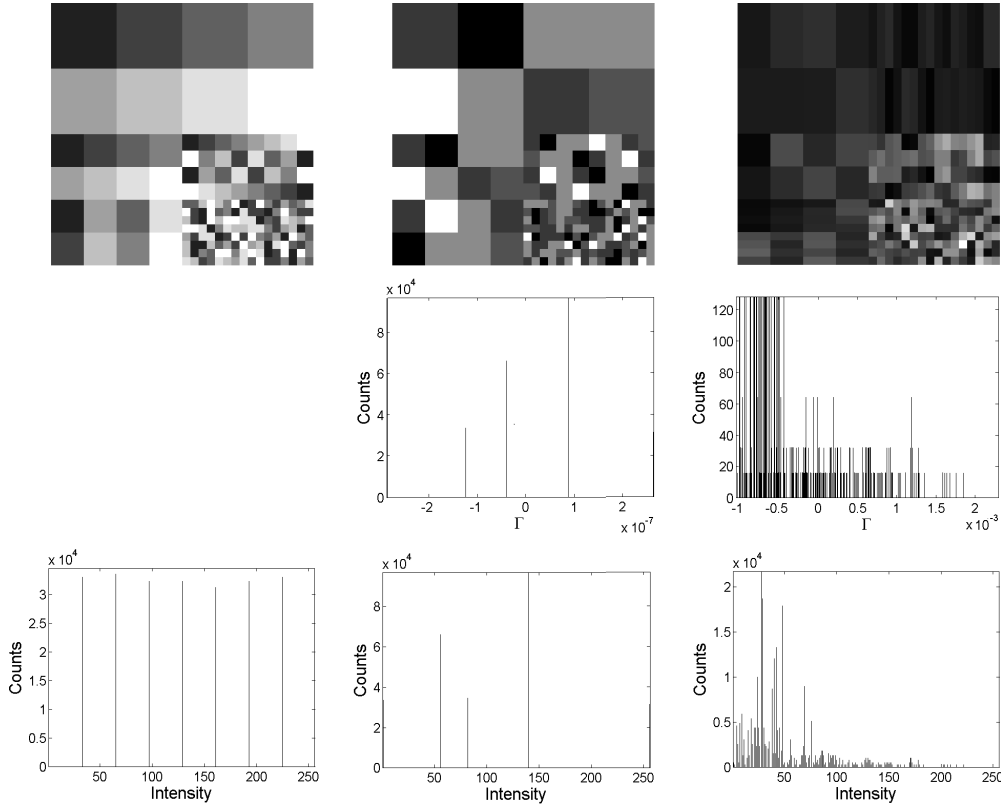
$$H_\alpha = \sum_{j=1}^k n_j \Gamma_{\alpha,j} = \frac{\sum_{j=1}^k n_j}{1-\alpha} \ln \left( \frac{n^\alpha}{(n-1)^\alpha} \right) + \sum_{i=1}^k n_i \ln \left( \frac{\sum_{j=1, j \neq i}^{k-1} n_j^\alpha + (n_i - 1)^\alpha}{\sum_{j=1}^k n_j^\alpha} \right) = C_\alpha(n) \cdot \sum_{j=1}^k n_j + \ln \left( \prod_{j=1}^k \mathcal{D}_{\alpha,j}^{n_j} \right) \quad (14)$$

and again, the argument of the logarithm is upper limited by 1.  $H_\alpha$  has also properties of information measure, although in this case the relation of  $H_\alpha$  to the original Rényi entropy is more complicated.

## 3. Point information gain in multidimensional datasets

Point Information Gain  $\Gamma_\alpha$  was originally introduced for an image enhancement [8]. A typical digital image is a matrix of  $x \times y \times n$  values, where  $x$  and  $y$  are dimensions of the camera chip array and  $n$  corresponds to the number of color channels (e.g.,  $n$  is 1 and 3 for a monochrome and RGB image, respectively). In most cases, the intensity values are in the range from 0 to 255 (an 8-bit image) or from 0 to 4095 (a 12-bit image) for each color channel.

Nevertheless, independently of the size and bit depth of an image, we may also examine the context of each pixel in the image via  $\Gamma_\alpha$  calculation. In another words, apart from semantic information, the calculation enables us to

Figure 3.  $\Gamma_{\alpha,i}$ -transformations of image on the different resolution

analyze also syntactic information around each pixel. This operation of the semantic and syntactic information is demonstrated on a standard monochrome test image ([19]). In the original image (left panel), there are eight intensity levels but only five different occurrences (i.e., syntactic parts). In fact, four occurrences are only due to digital error of conversion double precision float values of  $\Gamma_{\alpha}$  to unsigned integers. The original intention of an image creator was to produce equally occurring intensities. Thus, the semantically transformed image (middle panel) contains only five different intensities and in the case of the ideal figure it should have been only one.

In contrast, the image transformed with consideration of the context of each pixel (syntactic information) produced a much richer image. For the definition of syntactic surroundings of each element was chosen the cross of intensity values of the original image whose shanks meet in the examined point [8]. The choice of the surroundings is specific for each image. The appropriate choice of the surrounding based on the origin of the image generation was, for the particular case of cellular automata, studied to our knowledge only in Refs. [21, 22, 23]. Thus we do not have any systematic method for comparison of suitability of different definitions of surroundings of the pixels and it obviously depends on the process by which the observed pattern or other distribution was generated. This makes the study the syntactic information very interesting as it outlines the method of further discrimination of processes of self-organization/ pattern formation [24]. In this article we confine ourselves on the use of syntactic information for better understanding of both the limitation of the method of the  $\Gamma_{\alpha}$  calculation and the syntactic information itself.

These facts are shown in histograms (Fig. 3), illustrating the strength of the  $\Gamma_{\alpha}$  calculation in spotting subtle differences in the image.

#### 4. Conclusions

We found monotonous dependency of number of elements of a given property in the set on  $\Gamma_{\alpha,i}$ . Thus, the point information gain may be used as a metric in the information space. Variables  $H_\alpha$  - Point information gain entropy and  $\Xi_\alpha$  - Point information gain entropy density are in principle unique for each distribution but suffer from problems with digital precision of the calculation. Therefore, we suggest the  $\Xi_\alpha$  vs  $\alpha$  spectrum as a proper characteristics of any concrete distribution, both correlated and completely uncorrelated. Variables  $H_\alpha$  and  $\Xi_\alpha$  may be used as measures in multidimensional datasets where the context of the information may be defined. This option may be practically utilized to obtain differently resolved information measures in a dataset, i.e. to avoid cases where the number of occurrences of certain event is the same but differ in distribution in time, space or along any other measure. However, examination of syntactic information distribution has the potential of provision of in-depth insight into formation of observed structures and patterns.

#### Acknowledgments

J.K. acknowledges the support from GAČR, Grant No. GCP402/12/J077.

#### Appendix A. Description of PIG, PIE, and PIED Algorithms

Calculations of PIG from histograms were performed in Matlab software (Mathworks, USA) as written in Algorithm 1. Counts of bins (frequencies of occurrences) in the histograms (vector  $y$ ) were explained as their probabilities of occurrences (vector  $p$ ). The probability histogram (vector  $p_2$ ) was calculated after omitting one point from each bin  $i$  of vector (histogram)  $y$ . Point Information Gain (PIG,  $\Gamma_{\alpha,i}$ ) value was calculated for 4 values of parameter  $\alpha$ . Further, unique values of PIG (variable  $uPIG$ ) was found and saved as a first column in PIG histogram  $M$ . Total counts of each PIG value were calculated and stored using if-condition. Position of each element of vector PIG was found in the first column of matrix  $M(\cdot, 1)$ . If the corresponding counts of PIG in  $M(\cdot, 2)$  was not occupied, i.e.,  $M(\cdot, 2)$  at the corresponding position equals 0, add value of counts at the position. In opposite case, add that value to the current count. Point Information Entropy Density (PIED) and Point Information Entropy (PIE) values, unique for each histogram and parameter alpha, were calculated as a sum of unique values of PIG saved in  $M(\cdot, 1)$ , multiplied by the corresponding count  $M(\cdot, 2)$ , respectively, and stored in pie matrix.

**Input:**  $y, \alpha$

**Output:**  $\Gamma_{\alpha,i}, H_\alpha, \Xi_\alpha$

$$p = \frac{y}{\sum_{i=1}^n y};$$

**for**  $i = 1$  to  $n$  **do**

$Y = y;$

**if**  $Y_i \neq 0$  **then**

$Y_i = Y_i - 1;$

$$p_2 = \frac{Y}{\sum_{i=1}^n Y};$$

$$\Gamma_{\alpha, end+1} = \frac{1}{1-\alpha} \log_2 \frac{\sum_{i=1}^n p_i^\alpha}{\sum_{i=1}^n p_i^2};$$

**end**

**end**

**Algorithm 1:** calculation of Point Information Gain (PIG), Point Information Gain Entropy (PIE), and Point Information Gain Entropy Density (PIED)

- [1] A. Rényi, On measures of entropy and information, Proc. Fourth Berkeley Symp. on Math. Statist. and Prob. 1 (1961) 547–561.
- [2] S. Kullback, R.A. Leibler, On information and sufficiency, Ann. Math. Stat. 22 (1951) 79–86.
- [3] I. Csiszár, I-divergence geometry of probability distributions and minimization problems, Ann. Prob. 3 (1975) 146–158.
- [4] P. Harremoës, Interpretations of Rényi entropies and divergences, Phys. Stat. Mech. Appl. 365 (2006) 5–62.
- [5] T. van Erven, P. Harremoës, Rényi divergence and Kullback-Leibler divergence, J. LATEX Class Files 6 (2007) 1–24.

- [6] T. van Erven, P. Harremoës, Rényi divergence and majorization, 2010 IEEE ISIT, Book Series: IEEE Int. Symp. on Inf. Theory Proc., 2010, 1335–1339.
- [7] P. Jizba, H. Kleinert, M. Shefaat, Rényi’s information transfer between financial time series, *Phys. Stat. Mech. Appl.* 391 (2012) 2971–2989.
- [8] D. Stys, J. Urban, J. Vanek, P. Cisar, Analysis of biological time-lapse microscopic experiment from the point of view of the information theory. *Micron* 42 (2010) 360–365.
- [9] D. Stys, P. Jizba, S. Papacek, T. Nahlik, P. Cisar, On measurement of internal variables of complex self-organized systems and their relation to multifractal spectra, in: F.A. Kuipers, P.E. Heegaard (Eds.) IWSOS 2012, Springer, Berlin and Heidelberg, 2012, pp. 36–47.
- [10] J. Havrda, F. Charvát, Quantification method of classification processes. Concept of structural  $\alpha$ -entropy, *Kybernetika* 3 (1967) 30–35.
- [11] C. Tsallis, Possible generalization of Boltzmann-Gibbs statistics, *J. Stat. Phys.* 52 (1988) 479–487.
- [12] P. Grassberger, I. Procaccia, Measuring the strangeness of strange attractors, *Phys. D* 9 (1983) 189–208.
- [13] P. Grassberger, I. Procaccia, Characterization of strange attractors, *Phys. Rev. Lett.* 50 (1983) 346–349.
- [14] H. Hentschel, I. Procaccia, The infinite number of generalized dimensions of fractals and strange attractors, *Phys. D* 8 (1985) 435–444.
- [15] C. E. Shannon, A mathematical theory of communication, *Bell Syst. Tech. J.* 27 (1948) 379–423, 623–656.
- [16] Jizba, P.; Arimitsu, T., The world according to Rényi: Thermodynamics of multifractal systems, *Ann. Phys.* 312 (2004) 17–59.
- [17] Jizba, P.; Arimitsu, T., On observability of Rényi’s entropy, *Phys. Rev. E* 69 (2004) 026128-1–026128-12.
- [18] Teixeira, A.; Matos, A.; Antunes, L., Conditional Rényi entropies, *IEEE Trans. Inf. Theory* 58(7) (2012) 4273–4277.
- [19] <http://sipi.usc.edu/database/database.php?volume=textures&image=61#top>.
- [20] L. L. Campbel, A coding theorem and Rényi’s entropy, *Information and Control* 8(4), 1965,423–429.
- [21] C. R. Shalizi, .
- [22] C. R. Shalizi, K. L. Shalizi, Quantifying Self-Organization in Cyclic Cellular Automata, SPIE’s First International Symposium on Fluctuations and Noise. International Society for Optics and Photonics, 2003.
- [23] C. R. Shalizi et al, *PRL* 93(11), 2004.
- [24] J. P. Crutchfield, *Nature Physics* 8, 2012, 17–24.
- [25] M.H. Costa, *IEEE Trans. Inform. Theory*, 31 (1985) 751.
- [26] P. Jizba, J. A. Dunningham, J. Joo, On the Role of Information Theoretic Uncertainty Relations in Quantum Theory, arXiv preprint, 2014.
- [27] P. T. De Boer and D.P. Kroese and S. Mannor and R.Y. Rubinstein, A Tutorial on the Cross-Entropy Method, *Annals of Operations Research*, 134 (2002).