

Frequent Directions : Simple and Deterministic Matrix Sketching

Mina Ghashami
University of Utah
ghashami@cs.utah.edu

Jeff M. Phillips*
University of Utah
jefffp@cs.utah.edu

Edo Liberty
Yahoo Labs
edo.liberty@yahoo.com

David P. Woodruff†
IBM Research–Almaden
dpwoodru@us.ibm.com

Abstract

We describe a new algorithm called Frequent Directions for deterministic matrix sketching in the row-updates model. The algorithm is presented an arbitrary input matrix $A \in \mathbb{R}^{n \times d}$ one row at a time. It performed $O(d\ell)$ operations per row and maintains a sketch matrix $B \in \mathbb{R}^{\ell \times d}$ such that for any $k < \ell$

$$\|A^T A - B^T B\|_2^2 \leq \|A - A_k\|_F^2 / (\ell - k) \quad \text{and} \quad \|A - \pi_{B_k}(A)\|_F^2 \leq \left(1 + \frac{k}{\ell - k}\right) \|A - A_k\|_F^2.$$

Here, A_k stands for the minimizer of $\|A - A_k\|_F$ over all rank k matrices (similarly B_k) and $\pi_{B_k}(A)$ is the rank k matrix resulting from projecting A on the row span of B_k .¹

We show both of these bounds are the best possible for the space allowed. The summary is mergeable, and hence trivially parallelizable. Moreover, Frequent Directions outperforms exemplar implementations of existing streaming algorithms in the space-error tradeoff.²

1 Introduction

The data streaming paradigm [28, 45] considers computation on a large data set A where data items arrive in arbitrary order, are processed, and then never seen again. It also enforces that only a small amount of memory is available at any given time. This small space constraint is critical when the full data set cannot fit in memory or disk. Typically, the amount of space required is traded off with the accuracy of the computation on A . Usually the computation results in some summary $S(A)$ of A , and this trade-off determines how accurate one can be with the available space resources.

Modern large data sets are often viewed as large matrices. For example, textual data in the bag-of-words model is represented by a matrix whose rows correspond to documents. In large scale image analysis, each row in the matrix corresponds to one image and contains either pixel values or other derived feature values. Other large scale machine learning systems generate such matrices by converting each example into a list of numeric features. Low rank approximations for such matrices are used in common data mining tasks such as Principal Component Analysis (PCA), Latent Semantic Indexing (LSI), and k-means clustering. Regardless of the data source, the optimal low rank approximation for any matrix is obtained by its truncated Singular Value Decompositions (SVD).

*Thanks to support by NSF CCF-1350888, IIS-1251019, and ACI-1443046.

†Supported by the XDATA program of DARPA administered through Air Force Research Laboratory contract FA8750-12-C0323.

¹The matrix A_0 is defined to be an all zeros matrix of the appropriate dimensions.

²This paper combines, extends and simplifies the results in [39] [27] and [56].

In large matrices as above, one processor (and memory) is often incapable of handling all of the dataset A in a feasible amount of time. Even reading a terabyte of data on a single processor can take many hours. Thus this computation is often spread among some set of machines. This renders standard SVD algorithms infeasible. Given a very large matrix A , a common approach is to compute in the streaming paradigm a sketch matrix B that is significantly smaller than the original. A good sketch matrix B is such that $A \approx B$ or $A^T A \approx B^T B$ and so computations can be performed on B rather than on A without much loss in precision.

Prior to this work, there are three main matrix sketching approaches, presented here in an arbitrary order. The first generates a sparser version of the matrix. Sparser matrices are stored more efficiently and can be multiplied faster by other matrices [4, 7, 23]. The second approach is to randomly combine matrix rows [40, 47, 51, 52]. The proofs for these rely on subspace embedding techniques and strong concentration of measure phenomena. The above methods will be collectively referred to as *random-projection* in the experimental section. A recent result along these lines [14], gives simple and efficient subspace embeddings that can be applied in time $O(nnz(A))$ for any matrix A . We will refer to this result as *hashing* in the experimental section. While our algorithm requires more computation than hashing, it will produce more accurate estimates given a fixed sketch size. The third sketching approach is to find a small subset of matrix rows (or columns) that approximate the entire matrix. This problem is known as the ‘Column Subset Selection Problem’ and has been thoroughly investigated [9, 10, 18, 19, 22, 25]. Recent results offer algorithms with almost matching lower bounds [9, 13, 18]. A simple streaming solution to the ‘Column Subset Selection Problem’ is obtained by sampling rows from the input matrix with probability proportional to their squared ℓ_2 norm. Despite this algorithm’s apparent simplicity, providing tight bounds for its performance required over a decade of research [6, 19, 22, 25, 46, 49, 53]. We will refer to this algorithm as *sampling*. Algorithms such as CUR utilize the leverage scores of the rows [21] and not their squared ℓ_2 norms. The discussion on matrix leverage scores goes beyond the scope of this paper, see [22] for more information and references.

In this paper, we propose a fourth approach: *frequent directions*. It is deterministic and draws on the similarity between the matrix sketching problem and the item frequency estimation problem. We provide additive and relative error bounds for it; we show how to merge summaries computed in parallel on disjoint subsets of data; we show it achieves the optimal tradeoff between space and accuracy, up to constant factors, for any row-update based summary; and we empirically demonstrate that it outperforms exemplars from all of the above described approaches.

1.1 Notations and preliminaries

Throughout this manuscript, for vectors, $\|\cdot\|$ will denote the Euclidian norm of a vectors $\|x\| = \sqrt{\sum_i x_i^2}$. For matrices $\|\cdot\|$ will denote the operator (or spectral) norm $\|A\| = \sup_{\|x\|=1} \|Ax\|$. Unless otherwise stated, vectors are assumed to be column vectors. The notation a_i denotes the i th row of the matrix A . The Frobenius norm of a matrix A is defined as $\|A\|_F = \sqrt{\sum_{i=1}^{\ell} \|a_i\|^2}$. I_ℓ refers to the $\ell \times \ell$ identity matrix.

The singular value decomposition of matrix $B \in \mathbb{R}^{\ell \times d}$ is denoted by $[U, \Sigma, V] = \text{svd}(B)$. If $\ell \leq d$ it guarantees that $B = U\Sigma V^T$, $U^T U = I_\ell$, $V^T V = I_d$, $U \in \mathbb{R}^{\ell \times \ell}$, $V \in \mathbb{R}^{d \times d}$, and $\Sigma \in \mathbb{R}^{\ell \times \ell}$ is a non-negative diagonal matrix such that $\Sigma_{1,1} \geq \Sigma_{2,2} \geq \dots \geq \Sigma_{\ell,\ell} \geq 0$. It is convenient to denote by U_k , and V_k the matrices containing the first k columns of U and V and $\Sigma_k \in \mathbb{R}^{k \times k}$ the top left $k \times k$ block of Σ . The matrix $A_k = U_k \Sigma_k V_k^T$ is the best rank k approximation of A in the sense that $A_k = \arg \min_{C: \text{rank}(C) \leq k} \|A - C\|_{2,F}$. Finally we denote by $\pi_B(A)$ the projection of the rows A on the span of the rows of B . In other words, $\pi_B(A) = AB^\dagger B$ where $(\cdot)^\dagger$ indicates taking the Moore-Penrose pseudoinverse. Alternatively, setting $[U, \Sigma, V] = \text{svd}(B)$, we also have $\pi_B(A) = AV^T V$. Finally, we denote $\pi_B^k(A) = AV_k^T V_k$, the right projection of A on the top k right singular vectors of B .

1.2 Item Frequency Approximation

Our algorithm for sketching matrices is an extension of a well known algorithm for approximating item frequencies in streams. The following section shortly overviews the frequency approximation problem. Here, a stream $A = \{a_1, \dots, a_n\}$ has n elements where each $a_i \in [d]$. Let $f_j = |\{a_i \in A \mid a_i = j\}|$ be the frequency of item j and stands for number of times item j appears in the stream. It is trivial to produce all item frequencies using $O(d)$ space simply by keeping a counter for each item. Although this method computes exact frequencies, it uses space linear to the size of domain which might be huge. Therefore, we are interested in using less space and producing approximate frequencies \hat{f}_j .

This problem received an incredibly simple and elegant solution by Misra and Gries [44]. Their algorithm [44] employs a map of $\ell < d$ items to ℓ counters. It maintains the invariant that at least one of the items is mapped to counter of value zero. The algorithm counts items in the trivial way. If it encounters an item for which is has a counter, that counter is increased. Else, it replaces one of the items mapping to zero value with the new item (setting the counter to one). This is continued until the invariant is violated, that is, ℓ items map to counters of value at least 1. At this point, all counts are decreased by the same amount until at least one item maps to a zero value. The final values in the map give approximate frequencies \hat{f}_j such that $0 \leq f_j - \hat{f}_j \leq n/\ell$ for all $j \in [d]$; unmapped j imply $\hat{f}_j = 0$ and provides the same bounds. The reason for this is simple, since we decrease ℓ counters simultaneously, we cannot do this more than n/ℓ times. And since we decrement *different* counters, each item's counter is decremented at most n/ℓ times. Variants of this very simple (and very clever) algorithm were independently discovered several times [17, 29, 35, 43].³ From this point on, we refer to these collectively as FREQUENTITEMS.

Later, Berinde *et al.* [8] proved a tighter bound for FREQUENTITEMS. Consider summing up the errors by $\hat{R}_k = \sum_{i=k+1}^d |f_j - \hat{f}_j|$ and assume without loss of generality that $f_j \geq f_{j+1}$ for all j . Then, it is obvious that counting only the top k items exactly is the best possible strategy if only k counters are allowed. That is, the optimal solution has a cost of $R_k = \sum_{i=k+1}^d f_j$. Berinde *et al.* [8] showed that if FREQUENTITEMS uses $\ell > k$ counters then $|f_j - \hat{f}_j| \leq R_k/(\ell - k)$. By summing the error over the top k items it is easy to obtain that $\hat{R}_k < \frac{\ell}{\ell - k} R_k$. Setting $\ell = \lceil k + k/\varepsilon \rceil$ yields the convenient form of $\hat{R}_k < (1 + \varepsilon) R_k$. The authors also show that to get this kind of guarantee in the streaming setting $\Omega(k/\varepsilon)$ bits are indeed necessary. This make FREQUENTITEMS optimal up to a log factor in that regard.

1.3 Connection to Matrix Sketching

There is a tight connection between the matrix sketching problem and the frequent items problem. Let A be a matrix that is given to the algorithm as a stream of its rows. For now, let us constrain the rows of A to be indicator vectors. In other words, we have $a_i \in \{e_1, \dots, e_d\}$, where e_j is the j th standard basis vector. Note that such a matrix can encode a stream of items (as above). If the i th element in the stream is j , then the i th row of the matrix is set to $a_i = e_j$. The frequency f_j can be expressed as $f_j = \|Ae_j\|_F^2$. Assume that we construct a matrix $B \in \mathbb{R}^{\ell \times d}$ as follows. First, we run FREQUENTITEMS on the input. Then, for every item j for which $\hat{f}_j > 0$ we generate one row in B equal to $\hat{f}_j^{1/2} \cdot e_j$. The result is a low rank approximation of A . Note that $\text{rank}(B) = \ell$ and that $\|Be_j\|_F^2 = \hat{f}_j$. Notice also that $\|A\|_F^2 = n$ and that $A^T A = \text{diag}(f_1, \dots, f_d)$ and that $B^T B = \text{diag}(\hat{f}_1, \dots, \hat{f}_d)$. Porting the results we obtained from FREQUENTITEMS we get that $\|A^T A - B^T B\| = \max_j |f_j - \hat{f}_j| \leq \|A\|_F^2/(\ell - k)$. Moreover, since the rows of A (corresponding to different counters) are orthogonal, the best rank k approximation of A would capture exactly the most frequent items. Therefore, $\|A - A_k\|_F^2 = R_k = \sum_{i=k+1}^d f_j$. If we follow the step above we can also reach the conclusion that $\|A - \pi_B^k(A)\|_F^2 \leq \frac{\ell}{\ell - k} \|A - A_k\|_F^2$. We observe that, for the case of matrices whose rows are basis vectors, FREQUENTITEMS actually provides a very efficient low

³The reader is referred to [35] for an efficient streaming implementation.

rank approximation result. In this paper, we argue that an algorithm in the same spirit as FREQUENTITEMS obtains the same bounds for general matrices and general test vectors.

1.4 Main results

We describe the FREQUENTDIRECTIONS algorithm, an extension of FREQUENTITEMS to general matrices. The intuition behind FREQUENTDIRECTIONS is surprisingly similar to that of FREQUENTITEMS: In the same way that FREQUENTITEMS periodically deletes ℓ different elements, FREQUENTDIRECTIONS periodically ‘shrinks’ ℓ orthogonal vectors by roughly the same amount. This means that during shrinking steps, the squared Frobenius norm of the sketch reduces ℓ times faster than its squared projection on any single direction. Since the Frobenius norm of the final sketch is non negative, we are guaranteed that no direction in space is reduced by “too much”. This intuition is made exact below. As a remark, when presented with an item indicator matrix, FREQUENTDIRECTIONS exactly mimics a variant of FREQUENTITEMS.

Theorem 1.1. *Given any matrix $A \in \mathbb{R}^{n \times d}$, FREQUENTDIRECTIONS processes the rows of A one by one and produces a sketch matrix $B \in \mathbb{R}^{\ell \times d}$, such that for any unit vector $x \in \mathbb{R}^d$*

$$0 \leq \|Ax\|^2 - \|Bx\|^2 \leq \|A - A_k\|_F^2 / (\ell - k).$$

This holds also for all $k < \ell$ including $k = 0$ where we define A_0 as the $n \times d$ all zeros matrix.

Other convenient formulations of the above are $A^T A \succeq B^T B \succeq A^T A - I_d \cdot \|A - A_k\|_F^2 / (\ell - k)$ or $A^T A - B^T B \succeq 0$ and $\|A^T A - B^T B\| \leq \|A - A_k\|_F^2 / (\ell - k)$. Note that setting $\ell = \lceil k + 1/\varepsilon \rceil$ yields error of $\varepsilon \|A - A_k\|_F^2$ using $O(dk + d/\varepsilon)$ space. This gives an additive approximation result which extends and refines that of Liberty [39]. We also provide a multiplicative error bound from Ghashami and Phillips [27].

Theorem 1.2. *Let $B \in \mathbb{R}^{\ell \times d}$ be the sketch produced by FREQUENTDIRECTIONS. For any $k < \ell$ it holds that*

$$\|A - \pi_B^k(A)\|_F^2 \leq \left(1 + \frac{k}{\ell - k}\right) \|A - A_k\|_F^2.$$

Note that by setting $\ell = \lceil k + k/\varepsilon \rceil$ one gets the standard form $\|A - \pi_B^k(A)\|_F^2 \leq (1 + \varepsilon) \|A - A_k\|_F^2$. FREQUENTDIRECTIONS achieves this bound while using less space than any other known algorithm, namely $O(\ell d) = O(kd/\varepsilon)$ floating point numbers, and is deterministic. Also note that the π_B^k operator projects onto a rank k subspace B_k , where as other similar bounds [9, 13, 24, 42, 51] project onto a higher rank subspace B , and then considers the best rank k approximation of $\pi_B(A)$. Our lower bound in Theorem 1.4, from Woodruff [56], shows our approach is also tight even for this weaker error bound.

Theorem 1.3. *Assuming a constant word size, any matrix approximation algorithm, which guarantees $\|A^T A - B^T B\| \leq \|A - A_k\|_F^2 / (\ell - k)$ must use $\Omega(d\ell)$ space; or in more standard terms, guarantees of $\|A^T A - B^T B\| \leq \varepsilon \|A - A_k\|_F^2$ must use $\Omega(dk + d/\varepsilon)$ space.*

Theorem 1.4. *Assuming a constant word size, any randomized matrix approximation streaming algorithm in the row-wise-updates model, which guarantees $\|A - \pi_B^k(A)\|_F^2 \leq (1 + \varepsilon) \|A - A_k\|_F^2$ and that succeeds with probability at least $2/3$, must use $\Omega(kd/\varepsilon)$ space.*

Theorem 1.4 claims that FREQUENTDIRECTIONS is optimal with respect to the tradeoff between sketch size and resulting accuracy. On the other hand, in terms of running time, FREQUENTDIRECTIONS is not known to be optimal.

Theorem 1.5. *The running time of FREQUENTDIRECTIONS on input $A \in \mathbb{R}^{n \times d}$ and parameter ℓ is $O(nd\ell)$. FREQUENTDIRECTIONS is also “embarrassingly parallel” because its resulting sketch matrices constitute mergeable summaries [5].*

1.5 Practical Implications

Before we describe the algorithm itself, we point out how it can be used in practice. As its name suggests, the FREQUENTITEMS algorithm is often used to uncover frequent items in an item stream. Namely, if one sets $\ell > 1/\varepsilon$, then any item that appears more than εn times in the stream must appear in the final sketch. Similarly, FREQUENTDIRECTIONS can be used to discover the space of unit vectors (directions) in space x for which $\|Ax\|^2 \geq \varepsilon \|A\|_F^2$, for example. This property makes FREQUENTDIRECTIONS extremely useful in practice. In data mining, it is common to represent data matrices A by their low rank approximations A_k . But, choosing the right k for which this representation is useful is not straight forward. If the chosen value of k is too small the representation might be poor. If k is too large, precious space and computation cycles are squandered. The goal is therefore to pick the minimal k which provides an acceptable approximation. To do this, as practitioners, we typically compute the top $k' \gg k$ singular vectors and values of A (computing $\text{svd}(A)$ partially). We then keep only the k singular vectors whose corresponding singular values are larger than some threshold value t . In other words, we only “care about” unit vectors x such that $\|Ax\| \geq t$. Using FREQUENTDIRECTIONS we can invert this process. We can prescribe in advance the acceptable approximation t and directly find a space containing those vectors x for which $\|Ax\| \geq t$. Thereby, not only enabling a one-pass or streaming application, but also circumventing the svd computation altogether.

2 Frequent Directions

The algorithm keeps an $\ell \times d$ sketch matrix B that is updated every time a new row from the input matrix A is added. The algorithm maintains the invariant that the last row of the sketch B is always all-zero valued. During the execution of the algorithm, rows from A simply replace the all-zero valued row in B . Then, the last row is nullified by a two-stage process. First, the sketch is rotated (from the left) using its SVD such that its rows are orthogonal and in descending magnitude order. Then, the sketch rows norms are “shrunk” so that at least one of them is set to zero.

Algorithm 2.1 FREQUENTDIRECTIONS

Input: $\ell, A \in R^{n \times d}$
 $B \leftarrow 0^{\ell \times d}$
for $i \in 1, \dots, n$ **do**
 $B_\ell \leftarrow a_i$ # i th row of A replaced (all-zeros) ℓ th row of B
 $[U, \Sigma, V] \leftarrow \text{svd}(B)$
 $C \leftarrow \Sigma V^T$ # Not computed, only needed for proof notation
 $\delta \leftarrow \sigma_\ell^2$
 $B \leftarrow \sqrt{\Sigma^2 - \delta I_\ell} \cdot V^T$ # The last row of B is again zero
return B

2.1 Error Bound

This section proves our main results for Algorithm 2.1 which is our simplest and most space efficient algorithm. The reader will notice that we occasionally use inequalities instead of equalities at different parts of the proof to obtain three Properties. This is not unintentional. The reason is that we want the same exact proofs to hold also for Algorithm 3.1 which we describe in Section 3. Algorithm 3.1 is conceptually identical to Algorithm 2.1, it requires twice as much space but is far more efficient. Moreover, *any algorithm* which produces an approximate matrix B which satisfies the following facts (for any choice of Δ) will achieve the error bounds stated in Lemma 1.1 and Lemma 1.2.

In what follows, we denote by $\delta_i, B_{[i]}, C_{[i]}$ the values of δ, B and C respectively *after* the i th row of A was processed. Let $\Delta = \sum_{i=1}^n \delta_i$, be the total mass we subtract from the stream during the algorithm. To prove our result we first prove three auxiliary properties.

Property 1. For any vector x we have $\|Ax\|^2 - \|Bx\|^2 \geq 0$.

Proof. Use the observations that $\langle a_i, x \rangle^2 + \|B_{[i-1]}x\|^2 = \|C_{[i]}x\|^2$.

$$\|Ax\|^2 - \|Bx\|^2 = \sum_{i=1}^n [\langle a_i, x \rangle^2 + \|B_{[i-1]}x\|^2 - \|B_{[i]}x\|^2] \geq \sum_{i=1}^n [\|C_{[i]}x\|^2 - \|B_{[i]}x\|^2] \geq 0. \quad \square$$

Property 2. For any unit vector $x \in \mathbb{R}^d$ we have $\|Ax\|^2 - \|Bx\|^2 \leq \Delta$.

Proof. To see this, first note that $\|C_{[i]}x\|^2 - \|B_{[i]}x\|^2 \leq \|C_{[i]}^T C_{[i]} - B_{[i]}^T B_{[i]}\| \leq \delta_i$. Now, consider the fact that $\|C_{[i]}x\|^2 = \|B_{[i-1]}x\|^2 + \|a_i x\|^2$. Substituting for $\|C_{[i]}x\|^2$ above and taking the sum yields

$$\begin{aligned} \sum_i \|C_{[i]}x\|^2 - \|B_{[i]}x\|^2 &= \sum_i (\|B_{[i-1]}x\|^2 + \|a_i x\|^2) - \|B_{[i]}x\|^2 \\ &= \|Ax\|^2 + \|B_{[0]}x\|^2 - \|B_{[n]}x\|^2 = \|Ax\|^2 - \|Bx\|^2. \end{aligned}$$

Combining this with $\sum_i \|C_{[i]}x\|^2 - \|B_{[i]}x\|^2 \leq \sum_i \delta_i = \Delta$ yields that $\|Ax\|^2 - \|Bx\|^2 \leq \Delta$. \square

Property 3. $\Delta \ell \leq \|A\|_F^2 - \|B\|_F^2$.

Proof. In the i th round of the algorithm $\|C_{[i]}\|_F^2 \geq \|B_{[i]}\|_F^2 + \ell \delta_i$ and $\|C_{[i]}\|_F^2 = \|B_{[i-1]}\|_F^2 + \|a_i\|^2$. By solving for $\|a_i\|^2$ and summing over i we get

$$\|A\|_F^2 = \sum_{i=1}^n \|a_i\|^2 \leq \sum_{i=1}^n \|B_{[i]}\|_F^2 - \|B_{[i-1]}\|_F^2 + \ell \delta_i = \|B\|_F^2 + \ell \Delta. \quad \square$$

Equipped with the above observations, and *no additional requirements about the construction of B* , we can prove Lemma 1.1. Namely, that for any $k < \ell$, $\|A^T A - B^T B\|^2 \leq \|A - A_k\|_F^2 / (\ell - k)$. We use Property 2 verbatim and bootstrap Property 3 to prove a tighter bound on Δ . In the following, y_i correspond to the singular vectors of A ordered with respect to a decreasing corresponding singular values.

$$\begin{aligned} \Delta \ell &\leq \|A\|_F^2 - \|B\|_F^2 && \text{via Property 3} \\ &= \sum_{i=1}^k \|Ay_i\|^2 + \sum_{i=k+1}^d \|Ay_i\|^2 - \|B\|_F^2 && \|A\|_F^2 = \sum_{i=1}^d \|Ay_i\|^2 \\ &= \sum_{i=1}^k \|Ay_i\|^2 + \|A - A_k\|_F^2 - \|B\|_F^2 \\ &\leq \|A - A_k\|_F^2 + \sum_{i=1}^k (\|Ay_i\|^2 - \|By_i\|^2) && \sum_{i=1}^k \|By_i\|^2 < \|B\|_F^2 \\ &\leq \|A - A_k\|_F^2 + k\Delta. && \text{via Property 2} \end{aligned}$$

Solving $\Delta \ell \leq \|A - A_k\|_F^2 + k\Delta$ for Δ to obtain $\Delta \leq \|A - A_k\|_F^2 / (\ell - k)$, which combined with Property 1 and Property 2 proves Theorem 1.1: for any unit vector x we have

$$0 \leq \|Ax\|^2 - \|Bx\|^2 \leq \Delta \leq \|A - A_k\|_F^2 / (\ell - k).$$

Now we can show that projecting A onto B_k provides a relative error approximation. Here, y_i correspond to the singular vectors of A as above and v_i to the singular vectors of B in a similar fashion.

$$\begin{aligned}
\|A - \pi_B^k(A)\|_F^2 &= \|A\|_F^2 - \|\pi_B^k(A)\|_F^2 = \|A\|_F^2 - \sum_{i=1}^k \|Av_i\|^2 && \text{Pythagorean theorem} \\
&\leq \|A\|_F^2 - \sum_{i=1}^k \|Bv_i\|^2 && \text{via Property 1} \\
&\leq \|A\|_F^2 - \sum_{i=1}^k \|By_i\|^2 && \text{since } \sum_{i=1}^j \|Bv_i\|^2 \geq \sum_{i=1}^j \|By_i\|^2 \\
&\leq \|A\|_F^2 - \sum_{i=1}^k (\|Ay_i\|^2 - \Delta) && \text{via Property 2} \\
&= \|A\|_F^2 - \|A_k\|_F^2 + k\Delta \\
&\leq \|A - A_k\|_F^2 + \frac{k}{\ell - k} \|A - A_k\|_F^2 && \text{by } \Delta \leq \|A - A_k\|_F^2 / (\ell - k) \\
&= \frac{\ell}{\ell - k} \|A - A_k\|_F^2.
\end{aligned}$$

This concludes the proof of Theorem 1.2. It is convenient to set $\ell = \lceil k + k/\varepsilon \rceil$ which results in the standard bound form $\|A - \pi_B^k(A)\|_F^2 \leq (1 + \varepsilon) \|A - A_k\|_F^2$.

3 Running Time Analysis

Each iteration of Algorithm 2.1 is dominated by the computation of the $\text{svd}(B)$. The standard running time of this operation is $O(d\ell^2)$ [30]. Since this loop is executed once per row in A the total running time would naïvely be $O(nd\ell^2)$. However, note that the sketch matrix B actually has a very special form. The first $\ell - 1$ rows of B are always orthogonal to one another. This is a result of the sketch having been computed by an svd in the previous iteration. Computing the svd of this matrix is possible in $O(d\ell)$ time using the Gu-Eisenstat procedure [31]. This requires using the Fast Multiple Method (FMM) and efficient multiplication of Cauchy matrices by vectors which is, unfortunately, far from being straight forward. It would have been convenient to use a standard svd implementation and still avoid the quadratic term in ℓ in the running time. We show below that this is indeed possible at the expense of doubling the space used by the algorithm. Algorithm 3.1 gives the details.

Algorithm 3.1 FAST-FREQUENTDIRECTIONS

Input: $\ell, A \in R^{n \times d}$
 $B \leftarrow$ all zeros matrix $\in R^{2\ell \times d}$
for $i \in 1, \dots, n$ **do**
 Insert a_i into a zero valued row of B
 if B has no zero valued rows **then**
 $[U, \Sigma, V] \leftarrow \text{svd}(B)$
 $C = \Sigma V^T$ # Only needed for proof notation
 $\delta \leftarrow \sigma_\ell^2$
 $B \leftarrow \sqrt{\max(\Sigma^2 - I_\ell \delta, 0)} \cdot V^T$ # The last $\ell + 1$ rows of B are zero valued.
return B

Note that in Algorithm 3.1 the svd of B is computed only $n/(\ell+1)$ times because the “if” statement is only triggered once every $\ell + 1$ iterations. Thereby exhibiting a total running time of $O((n/\ell)d\ell^2) = O(nd\ell)$. The reader should revisit the proofs in Section 2.1 and observe that they still hold. Consider the values of i for which the “if” statement is triggered. It still holds that $0 \preceq C_{[i]}^T C_{[i]} - B_{[i]}^T B_{[i]} \preceq \delta I_d$ and that $\|C_{[i]}\|_F^2 - \|B_{[i]}\|_F^2 \geq \ell\delta$. For the other values of i , the sketch simply aggregates the input rows and there is clearly no incurred error in doing that. This is sufficient for the same analysis to go through and complete our discussion on the correctness of Algorithm 3.1.

3.1 Parallelization and Merging Sketches

In extremely large datasets, the processing is often distributed among several machines. Each machine receives a disjoint input of raw data and is tasked with creating a small space summary. Then to get a global summary of the entire data, these summaries need to be combined. The core problem is illustrated in the case of just two machines, each process a data set A_1 and A_2 , where $A = [A_1; A_2]$, and create two summaries B_1 and B_2 , respectively. Then the goal is to create a single summary B which approximates A using only B_1 and B_2 . If B can achieve the same formal space/error tradeoff as each B_1 to A_1 in a streaming algorithm, then the summary is called a *mergeable summary* [5].

Here we show that the FREQUENTDIRECTIONS sketch is indeed mergeable under the following procedure. Consider $B' = [B_1; B_2]$ which has 2ℓ rows; then run FREQUENTDIRECTIONS (in particular Algorithm 3.1) on B' to create sketch B with ℓ rows. Given that B_1 and B_2 satisfy Facts 1, 2, and 3 with parameters Δ_1 and Δ_2 , respectively, we will show that B satisfies the same facts with $\Delta = \Delta_1 + \Delta_2 + \delta$, where δ is taken from the single shrink operation used in Algorithm 3.1. This implies B automatically inherits the bounds in Theorem 1.1 and Theorem 1.2 as well.

First note that B' satisfies all facts with $\Delta' = \Delta_1 + \Delta_2$, by additivity of squared spectral norm along any direction x (e.g. $\|B_1 x\|^2 + \|B_2 x\|^2 = \|B' x\|^2$) and squared Frobenious norms (e.g. $\|B_1\|_F^2 + \|B_2\|_F^2 = \|B'\|_F^2$), but has space twice as large as desired. Property 1 is straight forward for B since B only shrinks in all directions in relation to B' . For Property 2 follows by considering any unit vector x and expanding

$$\|Bx\|^2 \geq \|B'x\|^2 - \delta \geq \|Ax\|^2 - (\Delta_1 + \Delta_2) - \delta = \|Ax\|^2 - \Delta.$$

Similarly, Property 3 can be seen as

$$\|B\|_F^2 \leq \|B'\|_F^2 - \delta\ell \leq \|A\|_F^2 - (\Delta_1 + \Delta_2)\ell - \delta\ell = \|A\|_F^2 - \Delta\ell.$$

This property trivially generalizes to any number of partitions of A . It is especially useful when the matrix (or data) is distributed across many machines. In this setting, each machine can independently compute a local sketch. These sketches can then be combined in an arbitrary order using FREQUENTDIRECTIONS.

3.2 Worst case update time

The total running time of the Algorithm 3.1 is $O(nd\ell)$ and the *amortized* running time per row update is $O(d\ell)$. However, the worst case update time is still $\Omega(d\ell^2)$ in those cases where the svd is computed. Using the fact that FREQUENTDIRECTIONS sketches are mergeable, we can actually use a simple trick to guarantee a worst case $O(d\ell)$ update time. The idea is to double the space usage (once again) and hold two sketches, one in ‘active’ mode and one in svd ‘maintenance’ mode. For any row in the input, we first add it to the active sketch and then spend $O(d\ell)$ floating point operations in completing the svd of the sketch in maintenance mode. After ℓ updates, the active sketch runs out of space and must go into maintenance mode. But, in the same time, a total of $O(d\ell^2)$ floating point operations were invested in the inactive sketch which completed its svd computation. At this point, we switch the sketch roles and continue. Once the entire matrix was processed, we combine the two sketches using their mergeable property.

4 Space Lower Bounds

In this section we show that FREQUENTDIRECTIONS is space optimal with respect to the guaranteed accuracy. We present nearly-matching lower bounds for each case. We show the number of *bits* needed is equivalent to d times the number of rows FREQUENTDIRECTIONS requires. We first prove Theorem 1.3 showing the covariance error bound in Theorem 1.1 is nearly tight, regardless of streaming issues.

Theorem 4.1. *Let B be a $\ell \times d$ matrix approximating a $n \times d$ matrix A such that $\|A^T A - B^T B\| \leq \|A - A_k\|_F^2 / (\ell - k)$. For any algorithm with input as an $n \times d$ matrix A , the space complexity of representing B is $\Omega(d\ell)$ bits of space.*

Proof. For intuition, consider the set of matrices \mathcal{A} such that for all $A \in \mathcal{A}$ we have $A^T A$ is an $\ell/4$ dimensional projection matrix. For such matrices $\|A^T A\| = 1$ and $\|A - A_k\|_F^2 / (\ell - k) = 1/4$. The condition $\|A^T A - B^T B\| \leq 1/4$ means that $B^T B$ gets “close to” $A^T A$ which should intuitively require roughly $\Theta(d\ell)$ bits (which are also sufficient to represent $A^T A$).

To make this argument hold mathematically, consider a set of matrices \mathcal{A} such that $\|A_i^T A_i - A_j^T A_j\| > 1/2$ for all $A_i, A_j \in \mathcal{A}$. Consider also that the sketching algorithm computes B which corresponds to $A_i \in \mathcal{A}$. Since $\|A^T A - B^T B\| \leq 1/4$ and $\|A_i^T A_i - A_j^T A_j\| > 1/2$ there could be only one index such that $\|A_i^T A_i - B^T B\| \leq 1/4$ by the triangle inequality. Therefore, since B indexes uniquely into \mathcal{A} , it must be that encoding B requires at least $\log(|\mathcal{A}|)$ bits. To complete the proof we point out that there exists a set \mathcal{A} for which $\|A_i^T A_i - A_j^T A_j\| > 1/2$ for all $A_i, A_j \in \mathcal{A}$ and $\log(|\mathcal{A}|) = \Omega(d\ell)$. This is proven by Kapralov and Talwar [34] using a result of Absil, Edelman, and Koev [2]. In [34] Corollary 5.1, setting $\delta = 1/2$ and $k = \ell/4$ (assuming $d \geq \ell$) yields that $|\mathcal{A}| = 2^{\Omega(d\ell)}$ and completes the proof. \square

The consequence of Theorem 4.1 is that the space complexity of FREQUENTDIRECTIONS is optimal regardless of streaming issues. In other words, any algorithm satisfying $\|A^T A - B^T B\| \leq \|A - A_k\|_F^2 / (\ell - k)$ must use space $\Omega(d\ell)$ since this is the information lower bound for representing B ; or any algorithm satisfying $\|A^T A - B^T B\| \leq \varepsilon \|A - A_k\|_F^2$ must have $\ell = \Omega(k + 1/\varepsilon)$ and hence use $\Omega(d\ell) = \Omega(dk + d/\varepsilon)$ space.

Next we will prove Theorem 1.4, showing the subspace bound $\|A - \pi_B^k(A)\|_F^2 \leq (1 + \varepsilon)\|A - A_k\|_F^2$ preserved by Theorem 1.2 with $\ell = k + k/\varepsilon$ rows, and hence $O(kd/\varepsilon)$ space, is also nearly tight in the row-update streaming setting. In fact it shows that finding B such that $\|A - AB^\dagger B\|_F = \|A - \pi_B(A)\|_F \leq (1 + \varepsilon)\|A - A_k\|_F$ requires $\Omega(dk/\varepsilon)$ space in a row-update streaming setting. This requires careful invocation of more machinery from communication complexity common in streaming lower bounds, and hence we start with a simple and weaker lower bound, and then some intuition before providing the full construction.

4.1 A Simple Lower Bound

We start with a simple intuitive lemma showing an $\Omega(kd)$ lower bound, which we will refer to. We then prove our main $\Omega(kd/\varepsilon)$ lower bound.

Lemma 4.1. *Any streaming algorithm which, for every input A , with constant probability (over its internal randomness) succeeds in outputting a matrix R for which $\|A - AR^\dagger R\|_F \leq (1 + \varepsilon)\|A - A_k\|_F$ must use $\Omega(kd)$ bits of space.*

Proof. Let \mathcal{S} be the set of k -dimensional subspaces over the vector space $GF(2)^d$, where $GF(2)$ denotes the finite field of 2 elements with the usual modulo 2 arithmetic. The cardinality of \mathcal{S} is known [41] to be

$$\frac{(2^d - 1)(2^d - 1) \cdots (2^{d-k+1} - 1)}{(2^k - 1)(2^{k-1} - 1) \cdots 1} \geq 2^{dk/2 - k^2} \geq 2^{dk/6},$$

where the inequalities assume that $k \leq d/3$.

Now let A^1 and A^2 be two $k \times d$ matrices with entries in $\{0, 1\}$ whose rows span two different k -dimensional subspaces of $GF(2)^d$. We first claim that the rows also span two different k -dimensional subspaces of \mathbb{R}^d . Indeed, consider a vector $v \in GF(2)^d$ which is in the span of the rows of A^1 but not in the span of the rows of A^2 . If A^1 and A^2 had the same row span over \mathbb{R}^d , then $v = \sum_i w_i A_i^2$, where the $w_i \in \mathbb{R}$ and A_i^2 denotes the i -th row of A^2 . Since v has integer coordinates and the A_i^2 have integer coordinates, we can assume the w_i are rational, since the irrational parts must cancel. By scaling by the least common multiple of the denominators of the w_i , we obtain that

$$\alpha \cdot v = \sum_i \beta_i A_i^2, \quad (1)$$

where $\alpha, \beta_1, \dots, \beta_k$ are integers. We can assume that the greatest common divisor (gcd) of $\alpha, \beta_1, \dots, \beta_k$ is 1, otherwise the same conclusion holds after we divide $\alpha, \beta_1, \dots, \beta_k$ by the gcd. Note that (1) implies that $\alpha v = \sum_i \beta_i A_i^2 \pmod{2}$, i.e., when we take each of the coordinates modulo 2. Since the β_i cannot all be divisible by 2 (since α would then be odd and so by the gcd condition the left hand side would contain a vector with at least one odd coordinate, contradicting that the right hand side is a vector with even coordinates), and the rows of A^2 form a basis over $GF(2^d)$, the right hand side must be non-zero, which implies that $\alpha = 1 \pmod{2}$. This implies that v is in the span of the rows of A^2 over $GF(2^d)$, a contradiction.

It follows that there are at least $2^{dk/6}$ distinct k -dimensional subspaces of \mathbb{R}^d spanned by the rows of the set of binary $k \times d$ matrices A . For each such A , $\|A - A_k\|_F = 0$ and so the row span of R must agree with the row span of A if the streaming algorithm succeeds. It follows that the output of the streaming algorithm can be used to encode $\log_2 2^{dk/6} = \Omega(dk)$ bits of information. Indeed, if A is chosen at random from this set of at least $2^{dk/6}$ binary matrices, and Z is a bit indicating if the streaming algorithm succeeds, then

$$|R| \geq H(R) \geq I(R; A|Z) \geq (2/3)I(R; A | Z = 1) \geq (2/3)(dk/6) = \Omega(dk),$$

where $|R|$ denotes the expected length of the encoding of R , H is the entropy function, and I is the mutual information. For background on information theory, see [15]. This completes the proof. \square

4.2 Intuition for Main Lower Bound

The only other lower bounds for streaming algorithms for low rank approximation that we know of are due to Clarkson and Woodruff [13]. As in their work, we use the `Index` problem in communication complexity to establish our bounds, which is a communication game between two players Alice and Bob, holding a string $x \in \{0, 1\}^r$ and an index $i \in [r] =: \{1, 2, \dots, r\}$, respectively. In this game Alice sends a single message to Bob who should output x_i with constant probability. It is known (see, e.g., [36]) that this problem requires Alice's message to be $\Omega(r)$ bits long. If `Alg` is a streaming algorithm for low rank approximation, and Alice can create a matrix A_x while Bob can create a matrix B_i (depending on their respective inputs x and i), then if from the output of `Alg` on the concatenated matrix $[A_x; B_i]$ Bob can output x_i with constant probability, then the memory required of `Alg` is $\Omega(r)$ bits, since Alice's message is the state of `Alg` after running it on A_x .

The main technical challenges are thus in showing how to choose A_x and B_i , as well as showing how the output of `Alg` on $[A_x; B_i]$ can be used to solve `Index`. This is where our work departs significantly from that of Clarkson and Woodruff [13]. Indeed, a major challenge is that in Theorem 1.4, we only require the output to be the matrix R , whereas in Clarkson and Woodruff's work from the output one can reconstruct $AR^\dagger R$. This causes technical complications, since there is much less information in the output of the algorithm to use to solve the communication game.

The intuition behind the proof of Theorem 1.4 is that given a $2 \times d$ matrix $A = [1, x; 1, 0^d]$, where x is a random unit vector, then if $P = R^\dagger R$ is a sufficiently good projection matrix for the low rank approximation

problem on A , then the second row of AP actually reveals a lot of information about x . This may be counterintuitive at first, since one may think that $[1, 0^d; 1, 0^d]$ is a perfectly good low rank approximation. However, it turns out that $[1, x/2; 1, x/2]$ is a much better low rank approximation in Frobenius norm, and even this is not optimal. Therefore, Bob, who has $[1, 0^d]$ together with the output P , can compute the second row of AP , which necessarily reveals a lot of information about x (e.g., if $AP \approx [1, x/2; 1, x/2]$, its second row would reveal a lot of information about x), and therefore one could hope to embed an instance of the **Index** problem into x . Most of the technical work is about reducing the general problem to this $2 \times d$ primitive problem.

4.3 Proof of Main Lower Bound for Preserving Subspaces

Now let $c > 0$ be a small constant to be determined. We consider the following two player problem between Alice and Bob: Alice has a $ck/\varepsilon \times d$ matrix A which can be written as a block matrix $[I, R]$, where I is the $ck/\varepsilon \times ck/\varepsilon$ identity matrix, and R is a $ck/\varepsilon \times (d - ck/\varepsilon)$ matrix in which the entries are in $\{-1/(d - ck/\varepsilon)^{1/2}, +1/(d - ck/\varepsilon)^{1/2}\}$. Here $[I, R]$ means we append the columns of I to the left of the columns of R ; see Figure 1. Bob is given a set of k standard unit vectors e_{i_1}, \dots, e_{i_k} , for distinct $i_1, \dots, i_k \in [ck/\varepsilon] = \{1, 2, \dots, ck/\varepsilon\}$. Here we need $c/\varepsilon > 1$, but we can assume ε is less than a sufficiently small constant, as otherwise we would just need to prove an $\Omega(kd)$ lower bound, which is established by Lemma 4.1.

Let B be the matrix $[A; e_{i_1}, \dots, e_{i_k}]$ obtained by stacking A on top of the vectors e_{i_1}, \dots, e_{i_k} . The goal is for Bob to output a rank- k projection matrix $P \in \mathbb{R}^{d \times d}$ for which $\|B - BP\|_F \leq (1 + \varepsilon)\|B - B_k\|_F$.

Denote this problem by f . We will show the randomized 1-way communication complexity of this problem $R_{1/4}^{1\text{-way}}(f)$, in which Alice sends a single message to Bob and Bob fails with probability at most $1/4$, is $\Omega(kd/\varepsilon)$ bits. More precisely, let μ be the following product distribution on Alice and Bob's inputs: the entries of R are chosen independently and uniformly at random in $\{-1/(d - ck/\varepsilon)^{1/2}, +1/(d - ck/\varepsilon)^{1/2}\}$, while $\{i_1, \dots, i_k\}$ is a uniformly random set among all sets of k distinct indices in $[ck/\varepsilon]$. We will show that $D_{\mu, 1/4}^{1\text{-way}}(f) = \Omega(kd/\varepsilon)$, where $D_{\mu, 1/4}^{1\text{-way}}(f)$ denotes the minimum communication cost over all deterministic 1-way (from Alice to Bob) protocols which fail with probability at most $1/4$ when the inputs are distributed according to μ . By Yao's minimax principle (see, e.g., [37]), $R_{1/4}^{1\text{-way}}(f) \geq D_{\mu, 1/4}^{1\text{-way}}(f)$.

We use the following two-player problem **Index** in order to lower bound $D_{\mu, 1/4}^{1\text{-way}}(f)$. In this problem Alice is given a string $x \in \{0, 1\}^r$, while Bob is given an index $i \in [r]$. Alice sends a single message to Bob, who needs to output x_i with probability at least $2/3$. Again by Yao's minimax principle, we have that $R_{1/3}^{1\text{-way}}(\text{Index}) \geq D_{\nu, 1/3}^{1\text{-way}}(\text{Index})$, where ν is the distribution for which x and i are chosen independently and uniformly at random from their respective domains. The following is well-known.

Fact 4.1. [36] $D_{\nu, 1/3}^{1\text{-way}}(\text{Index}) = \Omega(r)$.

Theorem 4.2. For c a small enough positive constant, and $d \geq k/\varepsilon$, we have $D_{\mu, 1/4}^{1\text{-way}}(f) = \Omega(dk/\varepsilon)$.

Proof. We will reduce from the **Index** problem with $r = (ck/\varepsilon)(d - ck/\varepsilon)$. Alice, given her string x to **Index**, creates the $ck/\varepsilon \times d$ matrix $A = [I, R]$ as follows. The matrix I is the $ck/\varepsilon \times ck/\varepsilon$ identity matrix, while the matrix R is a $ck/\varepsilon \times (d - ck/\varepsilon)$ matrix with entries in $\{-1/(d - ck/\varepsilon)^{1/2}, +1/(d - ck/\varepsilon)^{1/2}\}$. For an arbitrary bijection between the coordinates of x and the entries of R , Alice sets a given entry in R to $-1/(d - ck/\varepsilon)^{1/2}$ if the corresponding coordinate of x is 0, otherwise Alice sets the given entry in R to $+1/(d - ck/\varepsilon)^{1/2}$. In the **Index** problem, Bob is given an index, which under the bijection between coordinates of x and entries of R , corresponds to being given a row index i and an entry j in the i -th row of R that he needs to recover. He sets $i_\ell = i$ for a random $\ell \in [k]$, and chooses $k - 1$ distinct and random indices $i_j \in [ck/\varepsilon] \setminus \{i_\ell\}$, for $j \in [k] \setminus \{\ell\}$. Observe that if $(x, i) \sim \nu$, then $(R, i_1, \dots, i_k) \sim \mu$. Suppose

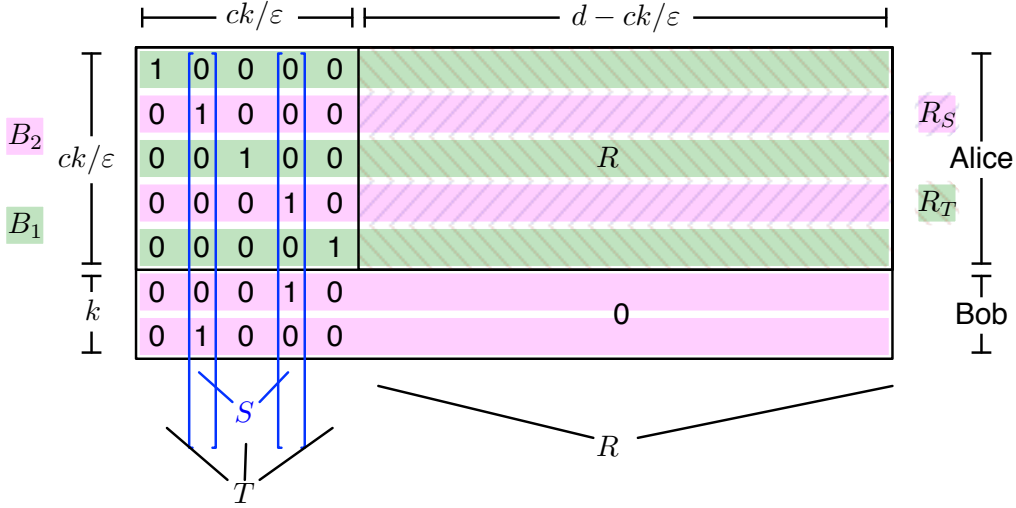


Figure 1: Illustration of matrix B used for lower bound construction.

there is a protocol in which Alice sends a single message to Bob who solves f with probability at least $3/4$ under μ . We show that this can be used to solve Index with probability at least $2/3$ under ν . The theorem will follow by Fact 4.1. Consider the matrix B which is the matrix A stacked on top of the rows e_{i_1}, \dots, e_{i_k} , in that order, so that B has $ck/\epsilon + k$ rows.

We proceed to lower bound $\|B - BP\|_F^2$ in a certain way, which will allow our reduction to Index to be carried out. We need the following fact:

Fact 4.2. ((2.4) of [50]) *Let A be an $m \times n$ matrix with i.i.d. entries which are each $+1/\sqrt{n}$ with probability $1/2$ and $-1/\sqrt{n}$ with probability $1/2$, and suppose $m/n < 1$. Then for all $t > 0$,*

$$\Pr[\|A\|_2 > 1 + t + \sqrt{m/n}] \leq \alpha e^{-\alpha' nt^{3/2}}.$$

where $\alpha, \alpha' > 0$ are absolute constants. Here $\|A\|_2$ is the operator norm $\sup_x \frac{\|Ax\|}{\|x\|}$ of A .

We apply Fact 4.2 to the matrix R , which implies,

$$\Pr[\|R\|_2 > 1 + \sqrt{c} + \sqrt{(ck/\epsilon)/(d - (ck/\epsilon))}] \leq \alpha e^{-\alpha'(d - (ck/\epsilon))c^{3/4}},$$

and using that $d \geq k/\epsilon$ and $c > 0$ is a sufficiently small constant, this implies

$$\Pr[\|R\|_2 > 1 + 3\sqrt{c}] \leq e^{-\beta d}, \tag{2}$$

where $\beta > 0$ is an absolute constant (depending on c). Note that for $c > 0$ sufficiently small, $(1 + 3\sqrt{c})^2 \leq 1 + 7\sqrt{c}$. Let \mathcal{E} be the event that $\|R\|_2^2 \leq 1 + 7\sqrt{c}$, which we condition on.

We partition the rows of B into B_1 and B_2 , where B_1 contains those rows whose projection onto the first ck/ϵ coordinates equals e_i for some $i \notin \{i_1, \dots, i_k\}$. Note that B_1 is $(ck/\epsilon - k) \times d$ and B_2 is $2k \times d$. Here, B_2 is $2k \times d$ since it includes the rows in A indexed by i_1, \dots, i_k , together with the rows e_{i_1}, \dots, e_{i_k} . Let us also partition the rows of R into R_T and R_S , so that the union of the rows in R_T and in R_S is equal to R , where the rows of R_T are the rows of R in B_1 , and the rows of R_S are the non-zero rows of R in B_2 (note that k of the rows are non-zero and k are zero in B_2 restricted to the columns in R).

Lemma 4.2. For any unit vector u , write $u = u_R + u_S + u_T$, where $S = \{i_1, \dots, i_k\}$, $T = [ck/\varepsilon] \setminus S$, and $R = [d] \setminus [ck/\varepsilon]$, and where u_A for a set A is 0 on indices $j \notin A$. Then, conditioned on \mathcal{E} occurring, $\|Bu\|^2 \leq (1 + 7\sqrt{c})(2 - \|u_T\|^2 - \|u_R\|^2 + 2\|u_S + u_T\|\|u_R\|)$.

Proof. Let C be the matrix consisting of the top ck/ε rows of B , so that C has the form $[I, R]$, where I is a $ck/\varepsilon \times ck/\varepsilon$ identity matrix. By construction of B , $\|Bu\|^2 = \|u_S\|^2 + \|Cu\|^2$. Now, $Cu = u_S + u_T + Ru_R$, and so

$$\begin{aligned} \|Cu\|_2^2 &= \|u_S + u_T\|^2 + \|Ru_R\|^2 + 2(u_S + u_T)^T Ru_R \\ &\leq \|u_S + u_T\|^2 + (1 + 7\sqrt{c})\|u_R\|^2 + 2\|u_S + u_T\|\|Ru_R\| \\ &\leq (1 + 7\sqrt{c})(\|u_S\|^2 + \|u_T\|^2 + \|u_R\|^2) + (1 + 3\sqrt{c})2\|u_S + u_T\|\|u_R\| \\ &\leq (1 + 7\sqrt{c})(1 + 2\|u_S + u_T\|\|u_R\|), \end{aligned}$$

and so

$$\begin{aligned} \|Bu\|^2 &\leq (1 + 7\sqrt{c})(1 + \|u_S\|^2 + 2\|u_S + u_T\|\|u_R\|) \\ &= (1 + 7\sqrt{c})(2 - \|u_R\|^2 - \|u_T\|^2 + 2\|u_S + u_T\|\|u_R\|). \quad \square \end{aligned}$$

We will also make use of the following simple but tedious fact.

Fact 4.3. For $x \in [0, 1]$, the function $f(x) = 2x\sqrt{1-x^2} - x^2$ is maximized when $x = \sqrt{1/2 - \sqrt{5}/10}$. We define ζ to be the value of $f(x)$ at its maximum, where $\zeta = 2/\sqrt{5} + \sqrt{5}/10 - 1/2 \approx .618$.

Proof. Setting $y^2 = 1 - x^2$, we can equivalently maximize $f(y) = -1 + 2y\sqrt{1-y^2} + y^2$, or equivalently $g(y) = 2y\sqrt{1-y^2} + y^2$. Differentiating this expression and equating to 0, we have

$$2\sqrt{1-y^2} - \frac{2y^2}{\sqrt{1-y^2}} + 2y = 0.$$

Multiplying both sides by $\sqrt{1-y^2}$ one obtains the equation $4y^2 - 2 = 2y\sqrt{1-y^2}$, and squaring both sides, after some algebra one obtains $5y^4 - 5y^2 + 1 = 0$. Using the quadratic formula, we get that the maximizer satisfies $y^2 = 1/2 + \sqrt{5}/10$, or $x^2 = 1/2 - \sqrt{5}/10$. \square

Corollary 4.1. Conditioned on \mathcal{E} occurring, $\|B\|_2^2 \leq (1 + 7\sqrt{c})(2 + \zeta)$.

Proof. By Lemma 4.2, for any unit vector u ,

$$\|Bu\|^2 \leq (1 + 7\sqrt{c})(2 - \|u_T\|^2 - \|u_R\|^2 + 2\|u_S + u_T\|\|u_R\|).$$

Suppose we replace the vector $u_S + u_T$ with an arbitrary vector supported on coordinates in S with the same norm as $u_S + u_T$. Then the right hand side of this expression cannot increase, which means it is maximized when $\|u_T\| = 0$, for which it equals $(1 + 7\sqrt{c})(2 - \|u_R\|^2 + 2\sqrt{1 - \|u_R\|^2}\|u_R\|)$, and setting $\|u_R\|$ to equal the x in Fact 4.3, we see that this expression is at most $(1 + 7\sqrt{c})(2 + \zeta)$. \square

Write the projection matrix P output by the streaming algorithm as UU^T , where U is $d \times k$ with orthonormal columns u^i (note that $R^\dagger R = P$). Applying Lemma 4.2 and Fact 4.3 to each of the columns u^i ,

we have:

$$\begin{aligned}
\|BP\|_F^2 &= \|BU\|_F^2 = \sum_{i=1}^k \|Bu^i\|^2 \\
&\leq (1 + 7\sqrt{c}) \sum_{i=1}^k (2 - \|u_T^i\|^2 - \|u_R^i\|^2 + 2\|u_S^i + u_T^i\| \|u_R^i\|) \\
&= (1 + 7\sqrt{c}) (2k - \sum_{i=1}^k (\|u_T^i\|^2) + \sum_{i=1}^k (2\|u_S^i + u_T^i\| \|u_R^i\| - \|u_R^i\|^2)) \\
&= (1 + 7\sqrt{c}) (2k - \sum_{i=1}^k (\|u_T^i\|^2) + \sum_{i=1}^k (2\sqrt{1 - \|u_R^i\|^2} \|u_R^i\| - \|u_R^i\|^2)) \\
&\leq (1 + 7\sqrt{c}) (2k - \sum_{i=1}^k (\|u_T^i\|^2) + k\zeta) \\
&= (1 + 7\sqrt{c}) ((2 + \zeta)k - \sum_{i=1}^k \|u_T^i\|^2). \tag{3}
\end{aligned}$$

Using the matrix Pythagorean theorem, we thus have,

$$\begin{aligned}
\|B - BP\|_F^2 &= \|B\|_F^2 - \|BP\|_F^2 \\
&\geq 2ck/\varepsilon + k - (1 + 7\sqrt{c}) ((2 + \zeta)k - \sum_{i=1}^k \|u_T^i\|^2) \text{ using } \|B\|_F^2 = 2ck/\varepsilon + k \\
&\geq 2ck/\varepsilon + k - (1 + 7\sqrt{c})(2 + \zeta)k + (1 + 7\sqrt{c}) \sum_{i=1}^k \|u_T^i\|^2. \tag{4}
\end{aligned}$$

We now argue that $\|B - BP\|_F^2$ cannot be too large if Alice and Bob succeed in solving f . First, we need to upper bound $\|B - B_k\|_F^2$. To do so, we create a matrix \tilde{B}_k of rank- k and bound $\|B - \tilde{B}_k\|_F^2$. Matrix \tilde{B}_k will be 0 on the rows in B_1 . We can group the rows of B_2 into k pairs so that each pair has the form $e_i + v^i, e_i$, where $i \in [ck/\varepsilon]$ and v^i is a unit vector supported on $[d] \setminus [ck/\varepsilon]$. We let Y_i be the optimal (in Frobenius norm) rank-1 approximation to the matrix $[e_i + v^i; e_i]$. By direct computation⁴ the maximum squared singular value of this matrix is $2 + \zeta$. Our matrix \tilde{B}_k then consists of a single Y_i for each pair in B_2 . Observe that \tilde{B}_k has rank at most k and

$$\|B - B_k\|_F^2 \leq \|B - \tilde{B}_k\|_F^2 \leq 2ck/\varepsilon + k - (2 + \zeta)k,$$

Therefore, if Bob succeeds in solving f on input B , then,

$$\|B - BP\|_F^2 \leq (1 + \varepsilon)(2ck/\varepsilon + k - (2 + \zeta)k) \leq 2ck/\varepsilon + k - (2 + \zeta)k + 2ck. \tag{5}$$

Comparing (4) and (5), we arrive at, conditioned on \mathcal{E} :

$$\sum_{i=1}^k \|u_T^i\|^2 \leq \frac{1}{1 + 7\sqrt{c}} \cdot (7\sqrt{c}(2 + \zeta)k + 2ck) \leq c_1 k, \tag{6}$$

where $c_1 > 0$ is a constant that can be made arbitrarily small by making $c > 0$ arbitrarily small.

⁴For an online SVD calculator, see <http://www.bluebit.gr/matrix-calculator/>

Since P is a projector, $\|BP\|_F = \|BU\|_F$. Write $U = \hat{U} + \bar{U}$, where the vectors in \hat{U} are supported on T , and the vectors in \bar{U} are supported on $[d] \setminus T$. We have,

$$\|B\hat{U}\|_F^2 \leq \|B\|_2^2 c_1 k \leq (1 + 7\sqrt{c})(2 + \zeta) c_1 k \leq c_2 k,$$

where the first inequality uses $\|B\hat{U}\|_F \leq \|B\|_2 \|\hat{U}\|_F$ and (6), the second inequality uses that event \mathcal{E} occurs, and the third inequality holds for a constant $c_2 > 0$ that can be made arbitrarily small by making the constant $c > 0$ arbitrarily small.

Combining with (5) and using the triangle inequality,

$$\begin{aligned} \|B\bar{U}\|_F &\geq \|BP\|_F - \|B\hat{U}\|_F && \text{using the triangle inequality} \\ &\geq \|BP\|_F - \sqrt{c_2 k} && \text{using our bound on } \|B\hat{U}\|_F^2 \\ &= \sqrt{\|B\|_F^2 - \|B - BP\|_F^2} - \sqrt{c_2 k} && \text{by the matrix Pythagorean theorem} \\ &\geq \sqrt{(2 + \zeta)k - 2ck} - \sqrt{c_2 k} && \text{by (5)} \\ &\geq \sqrt{(2 + \zeta)k - c_3 k}, \end{aligned} \tag{7}$$

where $c_3 > 0$ is a constant that can be made arbitrarily small for $c > 0$ an arbitrarily small constant (note that $c_2 > 0$ also becomes arbitrarily small as $c > 0$ becomes arbitrarily small). Hence, $\|B\bar{U}\|_F^2 \geq (2 + \zeta)k - c_3 k$, and together with Corollary 4.1, that implies $\|\bar{U}\|_F^2 \geq k - c_4 k$ for a constant c_4 that can be made arbitrarily small by making $c > 0$ arbitrarily small.

Our next goal is to show that $\|B_2\bar{U}\|_F^2$ is almost as large as $\|B\bar{U}\|_F^2$. Consider any column \bar{u} of \bar{U} , and write it as $\bar{u}_S + \bar{u}_R$. Hence,

$$\begin{aligned} \|B\bar{u}\|^2 &= \|R_T \bar{u}_R\|^2 + \|B_2 \bar{u}\|^2 && \text{using } B_1 \bar{u} = R_T \bar{u}_R \\ &\leq \|R_T \bar{u}_R\|^2 + \|\bar{u}_S + R_S \bar{u}_R\|^2 + \|\bar{u}_S\|^2 && \text{by definition of the components} \\ &= \|R \bar{u}_R\|^2 + 2\|\bar{u}_S\|^2 + 2\bar{u}_S^T R_S \bar{u}_R && \text{using the Pythagorean theorem} \\ &\leq 1 + 7\sqrt{c} + \|\bar{u}_S\|^2 + 2\|\bar{u}_S\| \|R_S \bar{u}_R\| \\ &\quad \text{using } \|R \bar{u}_R\|^2 \leq (1 + 7\sqrt{c})\|\bar{u}_R\|^2 \text{ and } \|\bar{u}_R\|^2 + \|\bar{u}_S\|^2 \leq 1 \\ &\quad \text{(also using Cauchy-Schwarz to bound the other term).} \end{aligned}$$

Suppose $\|R_S \bar{u}_R\| = \tau \|\bar{u}_R\|$ for a value $0 \leq \tau \leq 1 + 7\sqrt{c}$. Then

$$\|B\bar{u}\|^2 \leq 1 + 7\sqrt{c} + \|\bar{u}_S\|^2 + 2\tau \|\bar{u}_S\| \sqrt{1 - \|\bar{u}_S\|^2}.$$

We thus have,

$$\begin{aligned} \|B\bar{u}\|^2 &\leq 1 + 7\sqrt{c} + (1 - \tau)\|\bar{u}_S\|^2 + \tau(\|\bar{u}_S\|^2 + 2\|\bar{u}_S\| \sqrt{1 - \|\bar{u}_S\|^2}) \\ &\leq 1 + 7\sqrt{c} + (1 - \tau) + \tau(1 + \zeta) \text{ by Fact 4.3} \\ &\leq 2 + \tau\zeta + 7\sqrt{c}, \end{aligned} \tag{8}$$

and hence, letting τ_1, \dots, τ_k denote the corresponding values of τ for the k columns of \bar{U} , we have

$$\|B\bar{U}\|_F^2 \leq (2 + 7\sqrt{c})k + \zeta \sum_{i=1}^k \tau_i. \tag{9}$$

Comparing the square of (7) with (9), we have

$$\sum_{i=1}^k \tau_i \geq k - c_5 k, \tag{10}$$

where $c_5 > 0$ is a constant that can be made arbitrarily small by making $c > 0$ an arbitrarily small constant. Now, $\|\bar{U}\|_F^2 \geq k - c_4k$ as shown above, while since $\|R_s \bar{u}_R\| = \tau_i \|\bar{u}_R\|$ if \bar{u}_R is the i -th column of \bar{U} , by (10) we have

$$\|R_S \bar{U}_R\|_F^2 \geq (1 - c_6)k \quad (11)$$

for a constant c_6 that can be made arbitrarily small by making $c > 0$ an arbitrarily small constant.

Now $\|R\bar{U}_R\|_F^2 \leq (1 + 7\sqrt{c})k$ since event \mathcal{E} occurs, and $\|R\bar{U}_R\|_F^2 = \|R_T \bar{U}_R\|_F^2 + \|R_S \bar{U}_R\|_F^2$ since the rows of R are the concatenation of rows of R_S and R_T , so combining with (11), we arrive at

$$\|R_T \bar{U}_R\|_F^2 \leq c_7k, \quad (12)$$

for a constant $c_7 > 0$ that can be made arbitrarily small by making $c > 0$ arbitrarily small.

Combining the square of (7) with (12), we thus have

$$\begin{aligned} \|B_2 \bar{U}\|_F^2 &= \|B\bar{U}\|_F^2 - \|B_1 \bar{U}\|_F^2 = \|B\bar{U}\|_F^2 - \|R_T \bar{U}_R\|_F^2 \geq (2 + \zeta)k - c_3k - c_7k \\ &\geq (2 + \zeta)k - c_8k, \end{aligned} \quad (13)$$

where the constant $c_8 > 0$ can be made arbitrarily small by making $c > 0$ arbitrarily small.

By the triangle inequality,

$$\|B_2 U\|_F \geq \|B_2 \bar{U}\|_F - \|B_2 \hat{U}\|_F \geq ((2 + \zeta)k - c_8k)^{1/2} - (c_2k)^{1/2}. \quad (14)$$

Hence,

$$\begin{aligned} \|B_2 - B_2 P\|_F &= \sqrt{\|B_2\|_F^2 - \|B_2 U\|_F^2} && \text{by matrix Pythagorean, } \|B_2 U\|_F = \|B_2 P\|_F \\ &\leq \sqrt{\|B_2\|_F^2 - (\|B_2 \bar{U}\|_F - \|B_2 \hat{U}\|_F)^2} && \text{by triangle inequality} \\ &\leq \sqrt{3k - ((2 + \zeta)k - c_8k)^{1/2} - (c_2k)^{1/2}}^2 && \text{using (14), } \|B_2\|_F^2 = 3k, \end{aligned} \quad (15)$$

or equivalently, $\|B_2 - B_2 P\|_F^2 \leq 3k - ((2 + \zeta)k - c_8k) - (c_2k) + 2k(((2 + \zeta) - c_8)c_2)^{1/2} \leq (1 - \zeta)k + c_8k + 2k(((2 + \zeta) - c_8)c_2)^{1/2} \leq (1 - \zeta)k + c_9k$ for a constant $c_9 > 0$ that can be made arbitrarily small by making the constant $c > 0$ small enough. This intuitively says that P provides a good low rank approximation for the matrix B_2 . Notice that by (15),

$$\|B_2 P\|_F^2 = \|B_2\|_F^2 - \|B_2 - B_2 P\|_F^2 \geq 3k - (1 - \zeta)k - c_9k \geq (2 + \zeta)k - c_9k. \quad (16)$$

Now B_2 is a $2k \times d$ matrix and we can partition its rows into k pairs of rows of the form $Z_\ell = (e_{i_\ell} + R_{i_\ell}, e_{i_\ell})$, for $\ell = 1, \dots, k$. Here we abuse notation and think of R_{i_ℓ} as a d -dimensional vector, its first ck/ε coordinates set to 0. Each such pair of rows is a rank-2 matrix, which we abuse notation and call Z_ℓ^T . By direct computation⁵ Z_ℓ^T has squared maximum singular value $2 + \zeta$. We would like to argue that the projection of P onto the row span of most Z_ℓ has length very close to 1. To this end, for each Z_ℓ consider the orthonormal basis V_ℓ^T of right singular vectors for its row space (which is $\text{span}(e_{i_\ell}, R_{i_\ell})$). We let $v_{\ell,1}^T, v_{\ell,2}^T$ be these two right singular vectors with corresponding singular values σ_1 and σ_2 (which will be the same for all ℓ , see below). We are interested in the quantity $\Delta = \sum_{\ell=1}^k \|V_\ell^T P\|_F^2$ which intuitively measures how much of P gets projected onto the row spaces of the Z_ℓ^T .

Lemma 4.3. *Conditioned on event \mathcal{E} , $\Delta \in [k - c_{10}k, k + c_{10}k]$, where $c_{10} > 0$ is a constant that can be made arbitrarily small by making $c > 0$ arbitrarily small.*

⁵We again used the calculator at <http://www.bluebit.gr/matrix-calculator/>

Proof. For any unit vector u , consider $\sum_{\ell=1}^k \|V_\ell^T u\|^2$. This is equal to $\|u_S\|^2 + \|R_S u_R\|^2$. Conditioned on \mathcal{E} , $\|R_S u_R\|^2 \leq (1 + 7\sqrt{c})\|u_R\|^2$. Hence, $\sum_{\ell=1}^k \|V_\ell^T u\|^2 \leq 1 + 7\sqrt{c}$, and consequently, $\Delta \leq k(1 + 7\sqrt{c})$.

On the other hand, $\|B_2 P\|_F^2 = \sum_{\ell=1}^k \|Z_\ell^T P\|_F^2$. Since $\|Z_\ell^T\|_2^2 \leq 2 + \zeta$, it follows by (16) that $\Delta \geq k - (c_9/(2 + \zeta))k$, as otherwise Δ would be too small in order for (16) to hold.

The lemma now follows since \sqrt{c} and c_9 can be made arbitrarily small by making the constant $c > 0$ small enough. \square

We have the following corollary.

Corollary 4.2. *Conditioned on event \mathcal{E} , for a $1 - \sqrt{c_9 + 2c_{10}}$ fraction of $\ell \in [k]$, $\|V_\ell^T P\|_F^2 \leq 1 + c_{11}$, and for a 99/100 fraction of $\ell \in [k]$, we have $\|V_\ell^T P\|_F^2 \geq 1 - c_{11}$, where $c_{11} > 0$ is a constant that can be made arbitrarily small by making the constant $c > 0$ arbitrarily small.*

Proof. For the first part of the corollary, observe that

$$\|Z_\ell^T P\|_F^2 = \sigma_1^2 \|v_{\ell,1}^T P\|^2 + \sigma_2^2 \|v_{\ell,2}^T P\|^2,$$

where $v_{\ell,1}^T$ and $v_{\ell,2}^T$ are right singular vectors of V_ℓ^T , and σ_1, σ_2 are its singular values, with $\sigma_1^2 = 2 + \zeta$ and $\sigma_2^2 = 1 - \zeta$. Since $\Delta \leq k + c_{10}k$ by Lemma 4.3, we have

$$\sum_{\ell=1}^k \|v_{\ell,1}^T P\|^2 + \|v_{\ell,2}^T P\|^2 \leq k + c_{10}k.$$

If $\sum_{\ell=1}^k \|v_{\ell,2}^T P\|^2 \geq (c_9 + 2c_{10})k$, then

$$\begin{aligned} \|B_2 P\|_F^2 &\leq \sum_{\ell} \|Z_\ell^T P\|_F^2 \\ &\leq (2 + \zeta)(k + c_{10}k - 2c_{10}k - c_9k) + (1 - \zeta)(2c_{10}k + c_9k) \\ &\leq (2 + \zeta)(k - c_9k) - (2 + \zeta)c_{10}k + (1 - \zeta)(2c_{10}k + c_9k) \\ &\leq (2 + \zeta)k - 2c_9k - \zeta c_9k - 2c_{10}k - \zeta c_{10}k + 2c_{10}k + c_9k - 2\zeta c_{10}k - \zeta c_9k \\ &\leq (2 + \zeta)k - (1 + 2\zeta)c_9k + -3\zeta c_{10}k \\ &< (2 + \zeta)k - c_9k \end{aligned}$$

which is a contradiction to (16). Hence, $\sum_{\ell=1}^k \|v_{\ell,2}^T P\|^2 \leq (c_9 + 2c_{10})k$. This means by a Markov bound that a $1 - \sqrt{c_9 + 2c_{10}}$ fraction of ℓ satisfy $\|v_{\ell,2}^T P\|^2 \leq \sqrt{c_9 + 2c_{10}}$, which implies that for this fraction that $\|V_\ell^T P\|_F^2 \leq 1 + \sqrt{c_9 + 2c_{10}}$.

For the second part of the corollary, suppose at most $99k/100$ different ℓ satisfy $\|V_\ell^T P\|_F^2 > 1 - 200\sqrt{c_9 + 2c_{10}}$. By the previous part of the corollary, at most $\sqrt{c_9 + 2c_{10}}k$ of these ℓ can satisfy $\|V_\ell^T P\|_F^2 > 1 + \sqrt{c_9 + 2c_{10}}$. Hence, since $\|V_\ell^T P\|_F^2 \leq 2$,

$$\begin{aligned} \Delta &< 2\sqrt{c_9 + 2c_{10}}k + (1 + \sqrt{c_9 + 2c_{10}})(99/100 - \sqrt{c_9 + 2c_{10}})k + (1 - 200\sqrt{c_9 + 2c_{10}})k/100 \\ &\leq 2\sqrt{c_9 + 2c_{10}}k + 99k/100 + 99k\sqrt{c_9 + 2c_{10}}/100 - k\sqrt{c_9 + 2c_{10}} + k/100 - 2\sqrt{c_9 + 2c_{10}}k \\ &\leq k - \sqrt{c_9 + 2c_{10}}k/100 \\ &\leq k - \sqrt{2c_{10}}k/100 \\ &< k - c_{10}k, \end{aligned}$$

where the final inequality follows for $c_{10} > 0$ a sufficiently small constant. This is a contradiction to Lemma 4.3. Hence, at least $99k/100$ different ℓ satisfy $\|V_\ell^T P\|_F^2 > 1 - 200\sqrt{c_9 + 2c_{10}}$. Letting $c_{11} = 200\sqrt{c_9 + 2c_{10}}$, we see that c_{11} can be made an arbitrarily small constant by making the constant $c > 0$ arbitrarily small. This completes the proof. \square

Recall that Bob holds $i = i_\ell$ for a random $\ell \in [k]$. It follows (conditioned on \mathcal{E}) by a union bound that with probability at least $49/50$, $\|V_\ell^T P\|_F^2 \in [1 - c_{11}, 1 + c_{11}]$, which we call the event \mathcal{F} and condition on. We also condition on event \mathcal{G} that $\|Z_\ell^T P\|_F^2 \geq (2 + \zeta) - c_{12}$, for a constant $c_{12} > 0$ that can be made arbitrarily small by making $c > 0$ an arbitrarily small constant. Combining the first part of Corollary 4.2 together with (16), event \mathcal{G} holds with probability at least $99.5/100$, provided $c > 0$ is a sufficiently small constant. By a union bound it follows that \mathcal{E} , \mathcal{F} , and \mathcal{G} occur simultaneously with probability at least $49/51$.

As $\|Z_\ell^T P\|_F^2 = \sigma_1^2 \|v_{\ell,1}^T P\|^2 + \sigma_2^2 \|v_{\ell,2}^T P\|^2$, with $\sigma_1^2 = 2 + \zeta$ and $\sigma_2^2 = 1 - \zeta$, events \mathcal{E} , \mathcal{F} , and \mathcal{G} imply that $\|v_{\ell,1}^T P\|^2 \geq 1 - c_{13}$, where $c_{13} > 0$ is a constant that can be made arbitrarily small by making the constant $c > 0$ arbitrarily small. Observe that $\|v_{\ell,1}^T P\|^2 = \langle v_{\ell,1}, z \rangle^2$, where z is a unit vector in the direction of the projection of $v_{\ell,1}$ onto P .

By the Pythagorean theorem, $\|v_{\ell,1} - \langle v_{\ell,1}, z \rangle z\|^2 = 1 - \langle v_{\ell,1}, z \rangle^2$, and so

$$\|v_{\ell,1} - \langle v_{\ell,1}, z \rangle z\|^2 \leq c_{14}, \quad (17)$$

for a constant $c_{14} > 0$ that can be made arbitrarily small by making $c > 0$ arbitrarily small.

We thus have $Z_\ell^T P = \sigma_1 \langle v_{\ell,1}, z \rangle u_{\ell,1} z^T + \sigma_2 \langle v_{\ell,2}, w \rangle u_{\ell,2} w^T$, where w is a unit vector in the direction of the projection of $v_{\ell,2}$ onto P , and $u_{\ell,1}, u_{\ell,2}$ are the left singular vectors of Z_ℓ^T . Since \mathcal{F} occurs, we have that $|\langle v_{\ell,2}, w \rangle| \leq c_{11}$, where $c_{11} > 0$ is a constant that can be made arbitrarily small by making the constant $c > 0$ arbitrarily small. It follows now by (17) that

$$\|Z_\ell^T P - \sigma_1 u_{\ell,1} v_{\ell,1}^t\|_F^2 \leq c_{15}, \quad (18)$$

where $c_{15} > 0$ is a constant that can be made arbitrarily small by making the constant $c > 0$ arbitrarily small.

By direct calculation⁶, $u_{\ell,1} = -.851e_{i_\ell} - .526R_{i_\ell}$ and $v_{\ell,1} = -.851e_{i_\ell} - .526R_{i_\ell}$. It follows that $\|Z_\ell^T P - (2 + \zeta)[.724e_{i_\ell} + .448R_{i_\ell}; .448e_{i_\ell} + .277R_{i_\ell}]\|_F^2 \leq c_{15}$. Since e_{i_ℓ} is the second row of Z_ℓ^T , it follows that $\|e_{i_\ell}^T P - (2 + \zeta)(.448e_{i_\ell} + .277R_{i_\ell})\|^2 \leq c_{15}$.

Observe that Bob has e_{i_ℓ} and P , and can therefore compute $e_{i_\ell}^T P$. Moreover, as $c_{15} > 0$ can be made arbitrarily small by making the constant $c > 0$ arbitrarily small, it follows that a $1 - c_{16}$ fraction of the signs of coordinates of $e_{i_\ell}^T P$, restricted to coordinates in $[d] \setminus [ck/\varepsilon]$, must agree with those of $(2 + \zeta).277R_{i_\ell}$, which in turn agree with those of R_{i_ℓ} . Here $c_{16} > 0$ is a constant that can be made arbitrarily small by making the constant $c > 0$ arbitrarily small. Hence, in particular, the sign of the j -th coordinate of R_{i_ℓ} , which Bob needs to output, agrees with that of the j -th coordinate of $e_{i_\ell}^T P$ with probability at least $1 - c_{16}$. Call this event \mathcal{H} .

By a union bound over the occurrence of events \mathcal{E} , \mathcal{F} , \mathcal{G} , and \mathcal{H} , and the streaming algorithm succeeding (which occurs with probability $3/4$), it follows that Bob succeeds in solving `INDEX` with probability at least $49/51 - 1/4 - c_{16} > 2/3$, as required. This completes the proof. \square

5 Related Work on Matrix Sketching and Streaming

As mentioned in the introduction, there are a variety of techniques to sketch a matrix. There are also several ways to measure error and models to consider for streaming.

In this paper we focus on the row-update streaming model where each stream elements appends a row to the input matrix A . A more general model the entry-update model fixes the size of A at $n \times d$, but each element indicates a single matrix entry and adds (or subtracts) to its value.

⁶Using the online calculator in earlier footnotes.

Error measures. The accuracy of a sketch matrix B can be measured in several ways. Most commonly one considers an $n \times d$, rank k matrix \hat{A} that is derived from B (and sometimes A) and measures the *projection error* where $\text{proj-err} = \|A - \hat{A}\|_F^2 / \|A - A_k\|_F^2$. When \hat{A} can be derived entirely from B , we call this a *construction* result, and clearly requires at least $\Omega(n + d)$ space. When the space is required to be independent of n , then \hat{A} either implicitly depends on A , or requires another pass of the data. It can then be defined one of two ways: $\hat{A} = \pi_B^k(A)$ (as is considered in this paper) takes B_k , the best rank- k approximation to B , and then projects A onto B_k ; $\hat{A} = \Pi_B^k(A)$ projects A onto B , and then takes the best rank- k approximation of the result. Note that $\pi_B^k(A)$ is better than $\Pi_B^k(A)$, since it knows the rank- k subspace to project onto without re-examining A .

We also consider *covariance error* where $\text{covar-err} = \|A^T A - B^T B\| / \|A\|_F^2$ in this paper. One can also bound $\|A^T A - B^T B\| / \|A - A_k\|_F^2$, but this has an extra parameter k , and is less clean. This measure captures the norm of A along all directions (where as non-construction, projection error only indicates how accurate the choice of subspace is), but still does not require $\Omega(n)$ space.

Sketch paradigms Given these models, there are several types of matrix sketches. We describe them here with a bit more specificity than in the Introduction, with particular attention to those that can operate in the row-update model we focus on. Specific exemplars are described which are used in our empirical study to follow. The first approach is to *sparsify* the matrix [4, 7, 23], by retaining a small number of non-zero. These algorithms typically assume to know the $n \times d$ dimensions of A , and are thus not directly applicable in our model.

Random-projection: The second approach randomly combines rows of the matrix [40, 47, 51, 52]. For an efficient variant [3] we will consider where the sketch B is equivalent to RA where R is an $\ell \times n$ matrix such that each element $R_{i,j} \in \{-1/\sqrt{\ell}, 1/\sqrt{\ell}\}$ uniformly. This is easily computed in a streaming fashion, while requiring at most $O(\ell d)$ space and $O(\ell d)$ operation per row updated. Sparser constructions of random projection matrices are known to exist [16, 33]. These, however, were not implemented since the running time of applying random projection matrices is not the focus of this experiment.

Hashing: A variant of this approach [14] uses an extra sign-hash function to replicate the count-sketch [12] with matrix rows (analogously to how FREQUENTDIRECTIONS does with the MG sketch). Specifically, the sketch B is initialized as the $\ell \times d$ all zeros matrix, then each row a_i of A is added to row $h(i)$ as $B_{h(i)} \leftarrow B_{h(i)} + s(i)a_i$, where $h : [n] \rightarrow [\ell]$ and $s : [n] \leftarrow \{-1, 1\}$ are perfect hash functions. There is no harm in assuming such functions exist since complete randomness is naïvely possible without dominating either space or running time. This method is often used in practice by the machine learning community and is referred to as “feature hashing” [55]. Surprising new analysis of this method [14] shows this approach is optimal for construction bounds and takes $O(nnz(A))$ processing time for any matrix A .

Sampling: The third sketching approach is to find a small subset of matrix rows (and/or columns) that approximate the entire matrix. This problem is known as the ‘Column Subset Selection Problem’ and has been thoroughly investigated [9, 10, 18, 19, 22, 25]. Recent results offer algorithms with almost matching lower bounds [9, 13, 18]. A simple streaming solution to the ‘Column Subset Selection Problem’ is obtained by sampling rows from the input matrix with probability proportional to their squared ℓ_2 norm. Specifically, each row B_j takes the value $A_i/\sqrt{\ell p_i}$ iid with probability $p_i = \|A_i\|^2 / \|A\|_F^2$. The space it requires is $O(\ell d)$ in the worst case but it can be much lower if the chosen rows are sparse. Since the value of $\|A\|_F$ is not a priori known, the streaming algorithm is implemented by ℓ independent reservoir samplers, each sampling a single row according to the distribution. The update running time is therefore $O(d)$ per row in A . Despite this algorithm’s apparent simplicity, providing tight bounds for its error performance required over a decade of research [6, 19, 22, 25, 46, 49, 53]. Advanced such algorithms utilize the leverage scores of the rows [21] and not their squared ℓ_2 norms. The discussion on matrix leverage scores goes beyond the scope of this paper, see [22] for more information and references.

There are a couple of other sketching techniques that try to maintain some form of truncated SVD as the

data is arriving. Incremental SVD and its variants [11, 30, 32, 38, 48], are quite similar to FREQUENTDIRECTIONS, but do not perform the shrinkage step; with each new row they recompute the truncated SVD, simply deleting the smallest singular value/vector. No worst case error bounds can be shown for this approach, and a recent paper [26] demonstrates how it may fail dramatically; this paper [26] (which appeared after the initial conference versions of this paper) also shows how to approach or surpass the performance of Incremental SVD approaches using variants of the FREQUENTDIRECTIONS approach described herein. Another approach by Feldman *et al.* [24] decomposes the stream into geometrically increasing subparts, and maintains a truncated SVD for each. Recombining these in a careful process prevents the error from accumulating too much, and takes $O(n \cdot \text{poly}(d, \ell, \log n))$ time.

Catalog of Related Bounds. We have summarized bounds of row-update streaming in Table 1. The space and time bounds are given in terms of n (the number of rows), d (the number of columns), k (the specified rank to approximate), r (the rank of input matrix A), ε (an error parameter), and δ (the probability of failure of a randomized algorithm). An expression $\tilde{O}(x)$ hides $\text{poly} \log(x)$ terms. The size is sometimes measured in terms of the number of rows (#R). Otherwise, if #R is not specified the space refers the number of words in the RAM model where it is assumed $O(\log nd)$ bits fit in a single word.

Recall that the error can be measured in several ways.

- A *construction* result is denoted **C**.
- If it is not constructive, it is denoted by a **P** for projection if it uses a projection $\hat{A} = \pi_B^k(A)$. Alternatively if the weaker form of $\hat{A} = \Pi_B^k(A)$, then this is denoted \mathbf{P}_r where r is the rank of B before the projection.
- In most recent results a projection error of $1 + \varepsilon$ is obtained, and is denoted $\varepsilon\mathbf{R}$.
- Although in some cases a weaker additive error of the form $\|A - \hat{A}\|_F^2 \leq \|A - A_k\|_F^2 + \varepsilon\|A\|_F^2$ is achieved and denoted $\varepsilon\mathbf{A}$.
This can sometimes also be expressed as a spectral norm of the form $\|A - \hat{A}\|_2^2 \leq \|A - A_k\|_2^2 + \varepsilon\|A\|_F^2$ (note the error term $\varepsilon\|A\|_F^2$ still has a Frobenius norm). This is denoted $\varepsilon\mathbf{L}_2$.
- In a few cases the error does not follow these patterns and we specially denote it.
- Algorithms are randomized unless it is specified. In all tables we state bounds for a constant probability of failure. If we want to decrease the probability of failure to some parameter δ , we can generally increase the size and runtime by $O(\log(1/\delta))$.

It is worth noting that under the construction model, and allowing streaming turnstile updates to each element of the matrix, the hashing algorithm has been shown space optimal by Clarkson and Woodruff [13] (assuming each matrix entry requires $O(\log nd)$ bits, and otherwise off by only a $O(\log nd)$ factor). It is randomized and it constructs a decomposition of a rank k matrix \hat{A} that satisfies $\|A - \hat{A}\|_F \leq (1 + \varepsilon)\|A - A_k\|_F$, with probability at least $1 - \delta$. This provides a relative error construction bound of size $O((k/\varepsilon)(n + d) \log(nd))$ bits. They also show an $\Omega((k/\varepsilon)(n + d))$ bits lower bound. Our paper shows that the row-update model is strictly easier with a lower upper bound.

Although not explicitly described in their paper [13], one can directly use their techniques and analysis to achieve a weak form of a non-construction projection bound. One maintains a matrix $B = AS$ with $m = O((k/\varepsilon) \log(1/\delta))$ columns where S is a $d \times m$ matrix where each entry is chosen from $\{-1, +1\}$ at random. Then setting $\hat{A} = \pi_B(A)$, achieves a $\text{proj-err} = 1 + \varepsilon$, however B is rank $O((k/\varepsilon) \log(1/\delta))$ and hence that is the only bound on \hat{A} as well.

6 Experimental Results

We compare FREQUENTDIRECTIONS to five different algorithms. The first two constitute brute force and naïve baselines, described precisely next. The other three are common algorithms that are used in practice:

Table 1: Streaming Algorithms

Streaming algorithms			
Paper	Space	Time	Bound
DKM06 [20] LinearTimeSVD	$\#R = O(1/\varepsilon^2)$ $O((d + 1/\varepsilon^2)/\varepsilon^4)$	$O((d + 1/\varepsilon^2)/\varepsilon^4 + \text{nnz}(A))$	$P, \varepsilon L_2$
	$\#R = O(k/\varepsilon^2)$ $O((k/\varepsilon^2)^2(d + k/\varepsilon^2))$	$O((k/\varepsilon^2)^2(d + k/\varepsilon^2) + \text{nnz}(A))$	$P, \varepsilon A$
Sar06 [51] turnstile	$\#R = O(k/\varepsilon + k \log k)$ $O(d(k/\varepsilon + k \log k))$	$O(\text{nnz}(A)(k/\varepsilon + k \log k) + d(k/\varepsilon + k \log k)^2)$	$P_{O(k/\varepsilon + k \log k)}, \varepsilon R$
CW09 [13]	$\#R = O(k/\varepsilon)$	$O(nd^2 + (ndk/\varepsilon))$	$P_{O(k/\varepsilon)}, \varepsilon R$
CW09 [13]	$O((n + d)(k/\varepsilon))$	$O(nd^2 + (ndk/\varepsilon))$	$C, \varepsilon R$
FSS13 [24] deterministic	$O((dk/\varepsilon) \log n)$	$n((dk/\varepsilon) \log n)^{O(1)}$	$P, \varepsilon R$
<i>This paper</i> deterministic	$\#R = \lceil 1/\varepsilon \rceil$ $\Theta(d/\varepsilon)$	$O(nd/\varepsilon)$	$\text{covar-err} \leq \varepsilon$
	$\#R = \lceil k/\varepsilon + k \rceil$ $\Theta(dk/\varepsilon)$	$O(ndk/\varepsilon)$	$P, \varepsilon R$

sampling, hashing, and random-projection, described in Section 5. All tested methods receive the rows of an $n \times d$ matrix A one by one. They are all limited in storage to an $\ell \times d$ sketch matrix B and additional $o(\ell d)$ space for any auxiliary variables. This is with the exception of the brute force algorithm that requires $\Theta(d^2)$ space. For a given input matrix A we compare the computational efficiency of the different methods and their resulting sketch accuracy. The computational efficiency is taken as the time required to produce B from the stream of A 's rows. The accuracy of a sketch matrix B is measured by both the covariance error and the projection error. Since some of the algorithms below are randomized, each algorithm was executed 5 times for each input parameter setting. The reported results are median values of these independent executions. All methods are implemented in python with NumPy and compiled by python 2.7 compiler, and experiments are performed on a linux machine with a 6 Core Intel (R) Xeon (R) 2.4GHz CPU and 128GB RAM.

6.1 Competing algorithms

Brute Force: The brute force approach produces the optimal rank ℓ approximation of A . It explicitly computes the matrix $A^T A = \sum_{i=1}^n A_i^T A_i$ by aggregating the outer products of the rows of A . The final 'sketch' consists of the top ℓ right singular vectors and values (square rooted) of $A^T A$ which are obtained by computing its SVD. The update time of Brute Force is $\Theta(d^2)$ and its space requirement is $\Theta(d^2)$.

Naïve: Upon receiving a row in A the naïve method does nothing. The sketch it returns is an all zeros ℓ by d matrix. This baseline is important for two reasons: First, it can actually be more accurate than random methods due to under sampling scaling issues. Second, although it does not perform any computation, it does incur computation overheads such as I/O exactly like the other methods.

The other three baselines are Sampling, Hashing, and Random-projection, described in Section 5.

6.2 Datasets

We compare the performance of our algorithm on both synthetic and real datasets. For the synthetic dataset, each row of the generated input matrices, A , consists of an m dimensional signal and d dimensional noise ($m \ll d$). More accurately, $A = SDU + N/\zeta$. The signal coefficients matrix $S \in \mathbb{R}^{n \times m}$ is such that $S_{i,j} \sim N(0, 1)$ i.i.d. The matrix $D \in \mathbb{R}^{m \times m}$ has only diagonal non-zero entered $D_{i,i} = 1 - (i-1)/m$, which

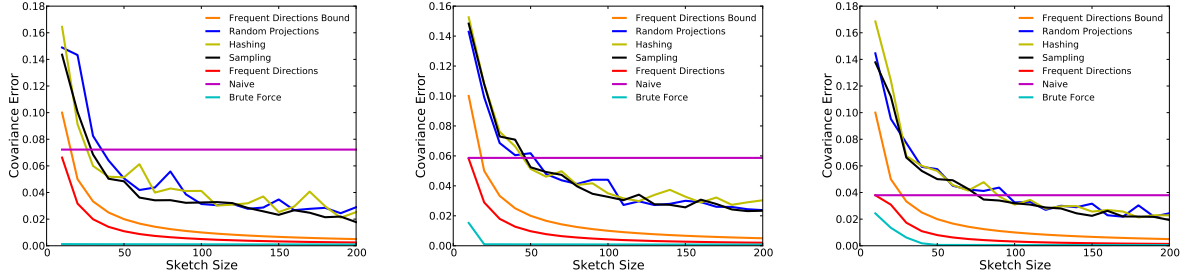


Figure 2: Covariance error vs sketch size. On synthetic data with different signal dimension (m). $m = 10$ (left), $m = 20$ (middle), and $m = 50$ (right).

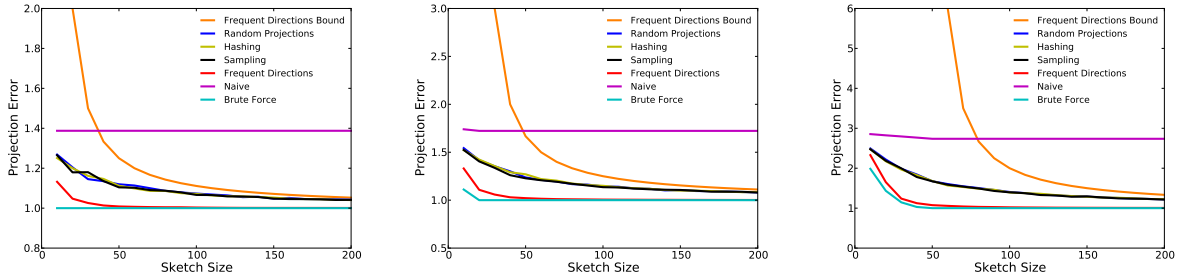


Figure 3: Projection error vs sketch size. On synthetic data with different signal dimension (m). $m = 10$ (left), $m = 20$ (middle), and $m = 50$ (right).

gives linearly diminishing signal singular values. The signal row space matrix $U \in \mathbb{R}^{m \times d}$ contains a random m dimensional subspace in \mathbb{R}^d , for clarity, $UU^T = I_d$. The matrix SDU is exactly rank m and constitutes the signal we wish to recover. The matrix $N \in \mathbb{R}^{n \times d}$ contributes additive Gaussian noise $N_{i,j} \sim N(0, 1)$. Due to [54], the spectral norms of SDU and N are expected to be the same up to some universal constant c_1 . Experimentally, $c_1 \approx 1$. Therefore, when $\zeta \leq c_1$ we cannot expect to recover the signal because the noise spectrally dominates it. On the other hand, when $\zeta \geq c_1$ the spectral norm is dominated by the signal which is therefore recoverable. Note that the Frobenius norm of A is dominated by the noise for any $\zeta \leq c_2 \sqrt{d/m}$, for another constant close to 1, c_2 . Therefore, in the typical case where $c_1 \leq \zeta \leq c_2 \sqrt{d/m}$, the signal is recoverable by spectral methods even though the vast majority of the energy in each row is due to noise. In our experiments, we consider $n \in \{10000, 20000, \dots, 100000\}$ ($n = 10000$ as default value), $d = 1000$, $m \in \{10, 20, 50\}$ ($m = 10$ as default value), and $\zeta \in \{5, 10, 15, 20\}$ ($\zeta = 10$ as default value). In projection error experiments, we recover rank $k = m$ of the dataset.

We consider the real-world dataset Birds [1] in which each row represents an image of a bird, and each column a feature. This dataset has 11788 data points and 312 features, and we recover rank $k = 100$ for projection error experiments.

6.3 Results

The performance of FREQUENTDIRECTIONS was measured both in terms of accuracy and running time compared to the above algorithms. In the first experiment, a moderately sized matrix ($10,000 \times 1,000$) was approximated by each algorithm. The moderate input matrix size is needed to accommodate the brute force algorithm and to enable the exact error measure. The results are shown as we vary the data dimension m

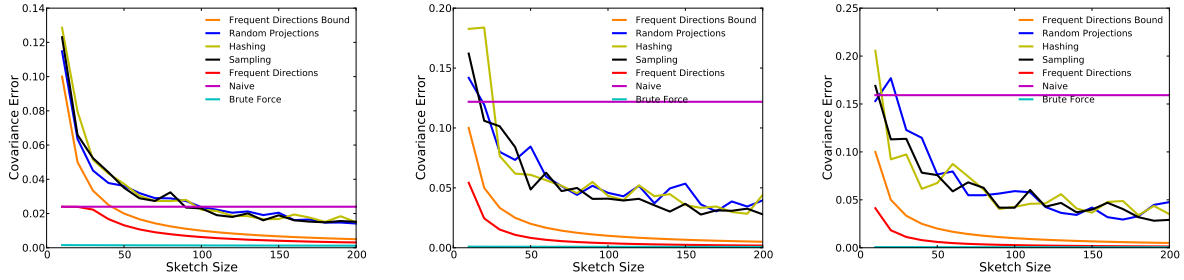


Figure 4: Covariance error vs sketch size. On synthetic data with different noise ratio (η). $\eta = 5$ (left), $\eta = 15$ (middle), and $\eta = 20$ (right).

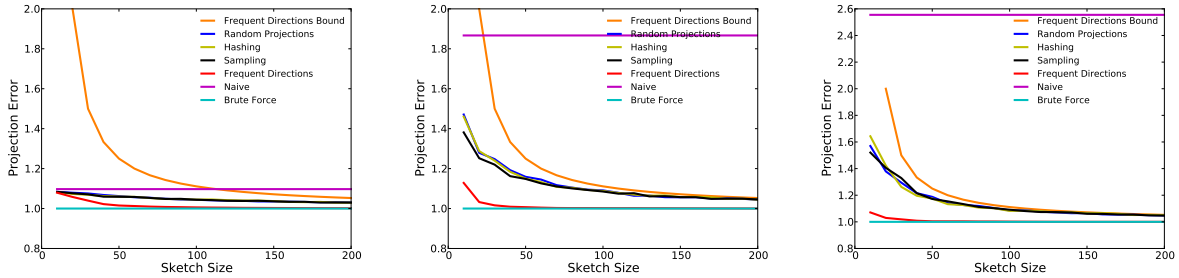


Figure 5: Projection error vs sketch size. On synthetic data with different noise ratio (η). $\eta = 5$ (left), $\eta = 15$ (middle), and $\eta = 20$ (right).

in Figure 2 for covariance error and Figure 3 for projection error; similar results are shown as the noise parameter η is changed in Figure 4 for covariance error and Figure 5 for projection error. These give rise to a few interesting observations. First, all three random techniques actually perform worse in covariance error than naïve for small sketch sizes. This is a side effect of under-sampling which causes overcorrection. This is not the case with FREQUENTDIRECTIONS. Second, the three random techniques perform equally well. This might be a result of the chosen input. Nevertheless, practitioners should consider these as potentially comparable alternatives. Third, the curve indicated by “Frequent Direction Bound” plots the relative accuracy guaranteed by FREQUENTDIRECTIONS, which is equal to $1/\ell$ in case of covariance error, and equal to $\ell/(\ell - k)$ in case of projection error. Note that in covariance error plots, “Frequent Direction Bound” is consistently lower than the random methods. This means that the worst case performance guarantee is lower than the actual performance of the competing algorithms. Finally, FREQUENTDIRECTIONS produces significantly more accurate sketches than predicted by its worst case analysis.

The running time of FREQUENTDIRECTIONS (specifically Algorithm 3.1), however, is not better than its competitors. This is clearly predicted by their asymptotic running times. In Figure 6 as we vary the data dimension m and in Figure 7 as we vary the noise parameter η , the running times (in seconds) of the sketching algorithms are plotted as a function of their sketch sizes. Clearly, the larger the sketch, the higher the running time. Note that hashing is extremely fast. In fact, it is almost as fast as naïve, which does nothing other than read the data! Sampling is also faster than Frequent Directions. Random-project is also faster than FREQUENTDIRECTIONS, but only by a factor 3; this makes sense since they have the same asymptotic runtime, but random-projection just needs to add each new row to ℓ other vectors while FREQUENTDIRECTIONS amortizes over more complex svd calls. It is important to stress that the implementations above are not carefully optimized. Different implementations might lead to different results.

Similar results in error and runtime are shown on the real Birds data set in Figure 8.

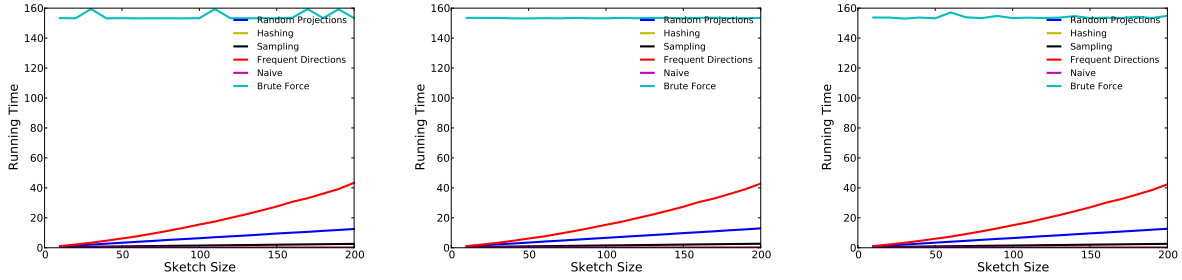


Figure 6: Running time (seconds) vs sketch size. On synthetic data with different signal dimension (m). $m = 10$ (left), $m = 20$ (middle), and $m = 50$ (right).

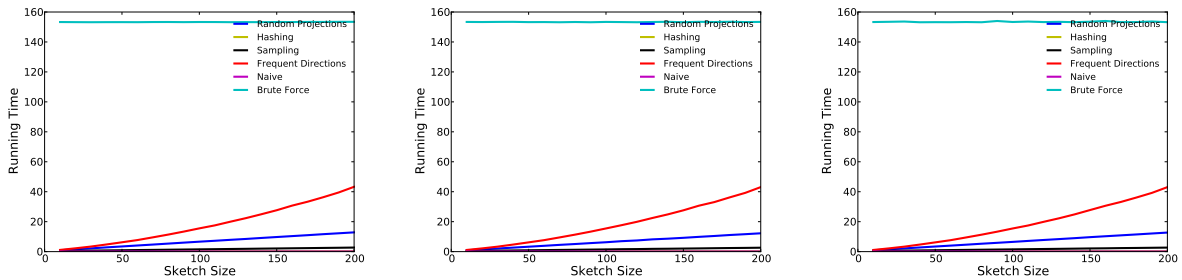


Figure 7: Running time (seconds) vs sketch size. On synthetic data with different noise ratio (η). $\eta = 5$ (left), $\eta = 10$ (middle), and $\eta = 15$ (right).

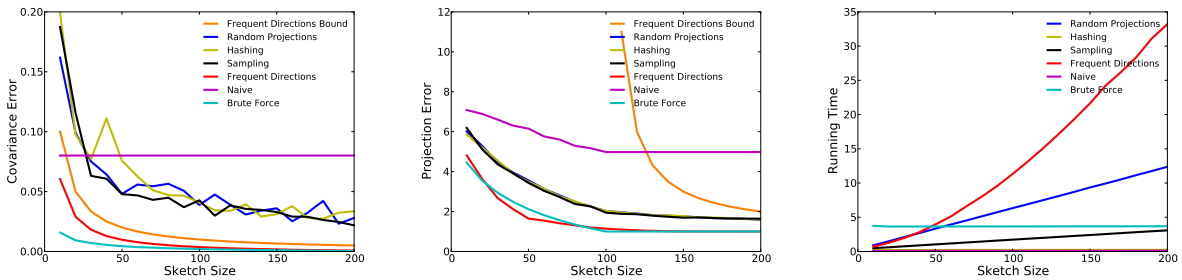


Figure 8: Covariance error (left), Projection error (middle) and Running time (right) on birds data.

Nevertheless, we will claim that FREQUENTDIRECTIONS scales well. Its running time is $O(nd\ell)$, which is linear in each of the three terms. In Figure 9, we fix the sketch size to be $\ell = 100$ and increase n and d . Note that the running time is indeed linear in both n and d as predicted. Moreover, sketching an input matrix of size $10^5 \times 10^4$ requires roughly 3 minutes. Assuming 4 byte floating point numbers, this matrix occupies roughly 4Gb of disk space. More importantly though, FREQUENTDIRECTIONS is a streaming algorithm. Thus, its memory footprint is fixed and its running time is exactly linear in n . For example, sketching a 40Gb matrix of size $10^6 \times 10^4$ terminates in half an hour. The fact that FREQUENTDIRECTIONS is also perfectly parallelizable (Section 3.1) makes FREQUENTDIRECTIONS applicable to truly massive and distributed matrices.

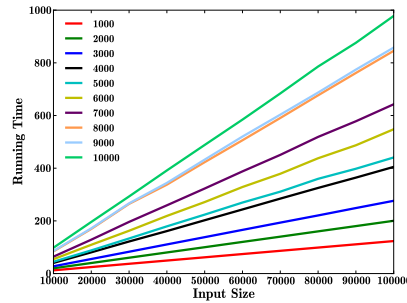


Figure 9: Running time in seconds vs. input size. Here, we measure only the running time of FREQUENT-DIRECTIONS (specifically Algorithm 3.1). The sketch size is kept fixed at $\ell = 100$. The size of the synthetic input matrix is $n \times d$. The value of n is indicated on the x-axis. Different plot lines correspond to different values of d (indicated in the legend). The running time is measured in seconds and is indicated on the y-axis. It is clear from this plot that the running time of FREQUENTDIRECTIONS is linear in both n and d . Note also that sketching a $10^5 \times 10^4$ dense matrix terminates in roughly 3 minutes.

Acknowledgments

The authors thank Qin Zhang for discussion on hardness results. We also thank Stanley Eisenstat, and Mark Tygert for their guidance regarding efficient svd rank-1 updates.

References

- [1] <http://www.vision.caltech.edu/visipedia/cub-200-2011.html>.
- [2] P.A. Absil, A. Edelman, and P. Koev. On the largest principal angle between random subspaces. *Linear Algebra and its Applications*, 414:288–294, 2006.
- [3] Dimitris Achlioptas. Database-friendly random projections. In *Proceedings of the 20th ACM Symposium on Principles of Database Systems*, 2001.
- [4] Dimitris Achlioptas and Frank McSherry. Fast computation of low rank matrix approximations. In *Proceedings of the 33rd Annual ACM Symposium on Theory of Computing*, 2001.
- [5] Pankaj K. Agarwal, Graham Cormode, Zengfeng Huang, Jeff M. Phillips, Zhewei Wei, and Ke Yi. Mergeable summaries. *ACM Transactions on Database Systems*, 38:26, 2013.
- [6] Rudolf Ahlswede and Andreas Winter. Strong converse for identification via quantum channels. *IEEE Transactions on Information Theory*, 48:569–579, 2002.
- [7] Sanjeev Arora, Elad Hazan, and Satyen Kale. A fast random sampling algorithm for sparsifying matrices. In *Approximation, Randomization, and Combinatorial Optimization. Algorithms and Techniques*, 2006.
- [8] Radu Berinde, Graham Cormode, Piotr Indyk, and Martin J. Strauss. Space-optimal heavy hitters with strong error bounds. In *Proceedings ACM Symposium on Principals of Database Systems*, 2009.
- [9] Christos Boutsidis, Petros Drineas, and Malik Magdon-Ismail. Near optimal column-based matrix reconstruction. In *Proceedings of the 52nd Annual Symposium on Foundations of Computer Science*, 2011.

- [10] Christos Boutsidis, Michael W Mahoney, and Petros Drineas. An improved approximation algorithm for the column subset selection problem. In *Proceedings of the 20th Annual ACM-SIAM Symposium on Discrete Algorithms*, 2009.
- [11] Matthew Brand. Incremental singular value decomposition of uncertain data with missing values. In *Proceedings of the 7th European Conference on Computer Vision*, 2002.
- [12] Moses Charikar, Kevin Chen, and Martin Farach-Colton. Finding frequent items in data streams. In *Proceedings of International Conference on Automata, Languages, and Programming*, 2002.
- [13] Kenneth L. Clarkson and David P. Woodruff. Numerical linear algebra in the streaming model. In *Proceedings of the 41st Annual ACM Symposium on Theory of Computing*, 2009.
- [14] Kenneth L. Clarkson and David P. Woodruff. Low rank approximation and regression in input sparsity time. In *Proceedings of the 45th Annual ACM Symposium on Symposium on Theory of Computing*, 2013.
- [15] Thomas M. Cover and Joy Thomas. *Elements of Information Theory*. Wiley, 1991.
- [16] Anirban Dasgupta, Ravi Kumar, and Tamás Sarlós. A sparse Johnson-Lindenstrauss transform. In *Proceedings of the 42nd ACM Symposium on Theory of Computing*, 2010.
- [17] Erik D Demaine, Alejandro López-Ortiz, and J. Ian Munro. Frequency estimation of internet packet streams with limited space. In *Proceedings of European Symposium on Algorithms*, 2002.
- [18] Amit Deshpande and Santosh Vempala. Adaptive sampling and fast low-rank matrix approximation. In *Approximation, Randomization, and Combinatorial Optimization. Algorithms and Techniques*, 2006.
- [19] Petros Drineas and Ravi Kannan. Pass efficient algorithms for approximating large matrices. In *Proceedings of the 14th Annual ACM-SIAM Symposium on Discrete Algorithms*, 2003.
- [20] Petros Drineas, Ravi Kannan, and Michael W. Mahoney. Fast monte carlo algorithms for matrices II: Computing a low-rank approximation to a matrix. *SIAM Journal on Computing*, 36:158–183, 2006.
- [21] Petros Drineas, Michael W. Mahoney, and S. Muthukrishnan. Relative-error CUR matrix decompositions. *SIAM Journal on Matrix Analysis and Applications*, 30:844–881, 2008.
- [22] Petros Drineas, Michael W Mahoney, S Muthukrishnan, and Tamás Sarlós. Faster least squares approximation. *Numerische Mathematik*, 117:219–249, 2011.
- [23] Petros Drineas and Anastasios Zouzias. A note on element-wise matrix sparsification via a matrix-valued bernstein inequality. *Information Processing Letters*, 111:385–389, 2011.
- [24] Dan Feldman, Melanie Schmidt, and Christian Sohler. Turning big data into tiny data: Constant-size coresets for k -means, pca and projective clustering. In *Proceedings of the 24th ACM-SIAM Symposium on Discrete Algorithms*, 2013.
- [25] Alan Frieze, Ravi Kannan, and Santosh Vempala. Fast Monte-Carlo algorithms for finding low-rank approximations. *Journal of the ACM*, 51:1025–1041, 2004.
- [26] Mina Ghashami, Amey Desai, and Jeff M. Phillips. Improved practical matrix sketching with guarantees. In *Proceedings of the 22nd Annual Symposium on Algorithms*, 2014.

- [27] Mina Ghashami and Jeff M. Phillips. Relative errors for deterministic low-rank matrix approximations. In *Proceedings of the 25th ACM-SIAM Symposium on Discrete Algorithms*, 2014.
- [28] Phillip B Gibbons and Yossi Matias. Synopsis data structures for massive data sets. In *Proceedings of the 10th Annual ACM-SIAM Symposium on Discrete Algorithms*, 1999.
- [29] Lukasz Golab, David DeHaan, Erik D. Demaine, Alejandro Lopez-Ortiz, and J. Ian Munro. Identifying frequent items in sliding windows over on-line packet streams. In *Proceedings of the 3rd ACM SIGCOMM Conference on Internet Measurement*, 2003.
- [30] Gene H Golub and Charles F Van Loan. *Matrix computations*, volume 3. JHUP, 2012.
- [31] M. Gu and S. C. Eisenstat. A stable and fast algorithm for updating the singular value decomposition. Technical Report YALEU/DCS/RR-966, Yale University, New Haven, CT, 1993.
- [32] Peter Hall, David Marshall, and Ralph Martin. Incremental eigenanalysis for classification. In *Proceedings of the British Machine Vision Conference*, 1998.
- [33] Daniel M Kane and Jelani Nelson. Sparser Johnson-Lindenstrauss transforms. In *Proceedings of the 23rd Annual ACM-SIAM Symposium on Discrete Algorithms*, 2012.
- [34] Michael Kapralov and Kunal Talwar. On differentially private low rank approximation. In *Proceedings of the 24th Annual ACM-SIAM Symposium on Discrete Algorithms*, 2013.
- [35] Richard M. Karp, Scott Shenker, and Christos H. Papadimitriou. A simple algorithm for finding frequent elements in streams and bags. *ACM Transactions on Database Systems*, 28:51–55, 2003.
- [36] Ilan Kremer, Noam Nisan, and Dana Ron. On randomized one-round communication complexity. *Computational Complexity*, 8:21–49, 1999.
- [37] Eyal Kushilevitz and Noam Nisan. *Communication Complexity*. Cambridge University Press, 1997.
- [38] A. Levey and Michael Lindenbaum. Sequential Karhunen-Loeve basis extraction and its application to images. *IEEE Transactions on Image Processing*, 9:1371–1374, 2000.
- [39] Edo Liberty. Simple and deterministic matrix sketching. In *Proceedings of the 19th ACM SIGKDD International Conference on Knowledge Discovery and Data Mining*, 2013.
- [40] Edo Liberty, Franco Woolfe, Per-Gunnar Martinsson, Vladimir Rokhlin, and Mark Tygert. Randomized algorithms for the low-rank approximation of matrices. *Proceedings of the National Academy of Sciences*, 104:20167–20172, 2007.
- [41] R. Lidl and H. Niederreiter. *Introduction to finite fields and their applications*. Cambridge University Press, 1986.
- [42] Michael W. Mahoney and Petros Drineas. CUR matrix decompositions for improved data analysis. *Proceedings of the National Academy of Sciences*, 106:697–702, 2009.
- [43] Ahmed Metwally, Divyakant Agrawal, and Amr El. Abbadi. An integrated efficient solution for computing frequent and top-k elements in data streams. *ACM Transactions on Database Systems*, 31:1095–1133, 2006.
- [44] J. Misra and D. Gries. Finding repeated elements. *Science of computer programming*, 2:143–152, 1982.

- [45] S. Muthukrishnan. *Data Streams: Algorithms and Applications*. Foundations and Trends in Theoretical Computer Science. Now publishers Inc, 2005.
- [46] Roberto Imbuzeiro Oliveira. Sums of random hermitian matrices and an inequality by rudelson. *The Electronic Communications in Probability*, 15:203–212, 2010.
- [47] Christos H. Papadimitriou, Hisao Tamaki, Prabhakar Raghavan, and Santosh Vempala. Latent semantic indexing: A probabilistic analysis. In *Proceedings of the 17th ACM Symposium on Principles of Database Systems*, 1998.
- [48] David A Ross, Jongwoo Lim, Ruei-Sung Lin, and Ming-Hsuan Yang. Incremental learning for robust visual tracking. *International Journal of Computer Vision*, 77:125–141, 2008.
- [49] Mark Rudelson and Roman Vershynin. Sampling from large matrices: An approach through geometric functional analysis. *Journal of the ACM*, 54:21, 2007.
- [50] Mark Rudelson and Roman Vershynin. Non-asymptotic theory of random matrices: extreme singular values. *Proceedings of International Congress of Mathematics*, 2010.
- [51] Tamas Sarlos. Improved approximation algorithms for large matrices via random projections. In *Proceedings of the 47th Annual IEEE Symposium on Foundations of Computer Science*, 2006.
- [52] Santosh S Vempala. *The random projection method*. American Mathematical Society, 2004.
- [53] Roman Vershynin. A note on sums of independent random matrices after Ahlswede-Winter. *Lecture Notes*, 2009.
- [54] Roman Vershynin. Spectral norm of products of random and deterministic matrices. *Probability theory and related fields*, 150:471–509, 2011.
- [55] Kilian Weinberger, Anirban Dasgupta, John Langford, Alex Smola, and Josh Attenberg. Feature hashing for large scale multitask learning. In *Proceedings of the 26th Annual International Conference on Machine Learning*, 2009.
- [56] David P. Woodruff. Low rank approximation lower bounds in row-update streams. In *Proceedings of the 27th Annual Conference on Advances in Neural Information Processing Systems*, 2014.