
On the other hand, many have argued that learning without (human) supervision can become much easier once we consider not just a collection of independently drawn natural images, but a dataset of natural videos (Ostrovsky et al., 2009). Then, spatial-temporal correlations can provide powerful information about how objects deform, about occlusion, object boundaries, depth, and so on. By just looking at a patch at the same spatial location across consecutive time steps, the system can infer what the relevant invariances and local deformations are. Even more so when studying generative models of natural images, modeling becomes easier when conditioning on the previous frame as opposed to unconditional generation, yet this task is non-trivial and useful as the model has to understand how to propagate motion and cope with occlusion.

Research on models that learn unsupervised from videos is still in its infancy. In their seminal work, van Hateren & Ruderman (1998) and Hurri & Hyvärinen (2003) have applied ICA techniques to small video cubes of patches. Wiskott & Sejnowski (2002) have proposed instead a method based on slowness of features through time, an idea later extended in a bilinear model by Gregor & LeCun (2010). Bilinear models of transformations between nearby frames have also been investigated by Memisevic & Hinton (2009); Sutskever et al. (2009); Taylor et al. (2011); Michalski et al. (2014) as well as Miao & Rao (2007) via Lie group theory. Related work by Cadieu & Olshausen (2009) uses a hierarchical model with a predefined decomposition between amplitude (which varies slowly) and phase (encoding actual transformations). Perhaps with the only exception given by the layered model proposed by Jovic & Frey (2001), all the above mentioned models have been demonstrated on either small image patches or small synthetic datasets (Sutskever et al., 2009; Pachitariu & Sahani, 2012; Michalski et al., 2014). One major drawback of these models is that they are often not easy to extend to large frames, they do not scale to datasets larger than a few thousand frames and they do not generalize to a large number of generic transformations.

In this work, we propose a stronger baseline for video modeling. Inspired by work in the language modeling community (Bengio et al., 2003; Mikolov et al., 2010), we propose a method that is very simple yet very effective, as it can be applied to full resolution videos at a modest computational cost. The only assumption that we make is local spatial and temporal stationarity of the input (in other words, we replicate the model and share parameters both across space and time), but no assumption is made on what features to use, nor on how to model the transformation between nearby frames. Despite our rather simplistic assumptions, we show that the model is actually able to capture non-trivial deformations. To the best of our knowledge, we demonstrate for the first time that a parametric model can generate realistic predictions of short video sequences after being trained on natural videos.

2 MODEL

Given a sequence of consecutive frames from a video, denoted by (X_1, X_2, \dots, X_t) , we might want to train a system to predict the next frame in the sequence, X_{t+1} , where the subscript denotes time. More generally, given some context of frames, we might want to try to predict some frames that have been left out of the context. This is a simple and well defined task which does not require labels, yet accurate predictions can only be produced by models that have learned motion primitives and understand the local deformations of objects. At test time, we can validate our models on both generation and filling tasks (see sec. 3.3 and 3.4).

In order to design a system that tackles these tasks, we draw inspiration from classical methods from natural language processing, namely n-grams, neural net language models (Bengio et al., 2003) and recurrent neural networks (Mikolov et al., 2010). We will first review these methods and then explain how they can be extended to model video sequences (as opposed to sequences of words).

2.1 LANGUAGE MODELING

In language modeling, we are given a sequence of *discrete* symbols (e.g., words) from a finite (but very large) dictionary. Let a symbol in the sequence be denoted by X_k (symbol at position k in the sequence); if V is the size of the dictionary, X_k is an integer in the range $[1, V]$.

In language modeling, we are interested in computing the probability of a sequence of words,
$$p(X_1, X_2, \dots, X_N) = p(X_N|X_{N-1}, \dots, X_1)p(X_{N-1}|X_{N-2}, \dots, X_1) \dots p(X_2|X_1)p(X_1).$$

Therefore, everything reduces to computing the conditional distribution: $p(X_k|X_{k-1}, \dots, X_1)$. In the following, we will briefly review three methods to estimate these quantities.

2.1.1 N-GRAM

The *n-gram* is a table of normalized frequency counts under the Markovian assumption that $p(X_t|X_{t-1}, \dots, X_1) = p(X_t|X_{t-1}, \dots, X_{t-n+1})$. In this work, these conditional probabilities are computed by the count ratio:

$$p(X_t|X_{t-1}, \dots, X_{t-n+1}) = \frac{\text{count}(X_{t-n+1}, \dots, X_t) + 1}{\text{count}(X_{t-n+1}, \dots, X_{t-1}) + V} \quad (1)$$

where the constants in the numerator and denominator are designed to *smooth* the distribution and improve generalization on unfrequent n-grams (Laplace smoothing). In this work, we considered bigrams and trigrams (n=2 and n=3, respectively).

2.1.2 NEURAL NET LANGUAGE MODEL

The neural net language model (NN) (Bengio et al., 2003) is a parametric and non-linear extension of n-grams. Let $\mathbf{1}(X_k)$ be the 1-hot vector representation of the integer X_k , that is, a vector with all entries set to 0 except the X_k -th component which is set to 1. In this model, the words in the context (those upon which we condition) are first transformed into their 1-hot vector representation, they are then linearly embedded using matrix W_x , the embeddings are concatenated and finally fed to a standard multilayer neural network. This network is trained using a cross-entropy loss to predict the next word in the sequence (usual multi-class classification task with V classes). In this model, the output probability is then given by:

$$p(X_t|X_{t-1}, \dots, X_{t-n+1}) = SM(MLP[W_x\mathbf{1}(X_{t-1}), \dots, W_x\mathbf{1}(X_{t-n+1})]) \quad (2)$$

where SM stands for softmax and MLP any multi-layer neural network (in our case, it is a one hidden layer neural network with ReLU units). Note that the first layer of MLP acts like a look up table (given the input encoding), mapping each discrete symbol into a continuous embedding vector.

2.1.3 RECURRENT NEURAL NETWORK

The recurrent neural network (rNN) (Mikolov et al., 2010), works similarly to the model above except that: 1) it takes only one input at the time, and 2) the hidden layer of the MLP takes as input also a linear transformation of the hidden state at the previous time step. This enables the rNN to potentially leverage a variable size context without compromising computational efficiency. The equations that regulate the rNN are:

$$\mathbf{h}_{t-1} = \sigma(W_h\mathbf{h}_{t-2} + W_x\mathbf{1}(X_{t-1})), \quad p(X_t|\mathbf{h}_{t-1}) = SM(W_o\mathbf{h}_{t-1} + \mathbf{b}_o) \quad (3)$$

Training the parameters of the model, $\{W_x, W_h, W_o, \mathbf{b}_o\}$, proceeds by minimization of the standard cross-entropy loss on the next symbol using back-propagation through time (Rumelhart et al., 1986) and gradient clipping (Mikolov et al., 2010).

2.2 VIDEO (LANGUAGE) MODELING

The above mentioned methods work on a sequence of discrete input values; however, video frames are usually received as continuous vectors (to the extent that 8-bit numbers are continuous). If we want to use these methods to process video sequences, we can follow two main strategies. We can either replace the cross-entropy loss with mean squared error (or some other regression loss), or we can discretize the frames.

The former approach turns the classification problem into regression. As mentioned in sec. 1, this is hard because it is very easy for the model to produce relatively low reconstruction errors by merely blurring the last frame. In our experiments, we found that this approach was harder to optimize and yielded results only marginally better than simply predicting the last frame (relative MSE improvement of 20% only).

The other option is to discretize the input, for instance by using k-means. Instead of operating in the pixel space where we do not know a good metric for comparing image patches, we operate in

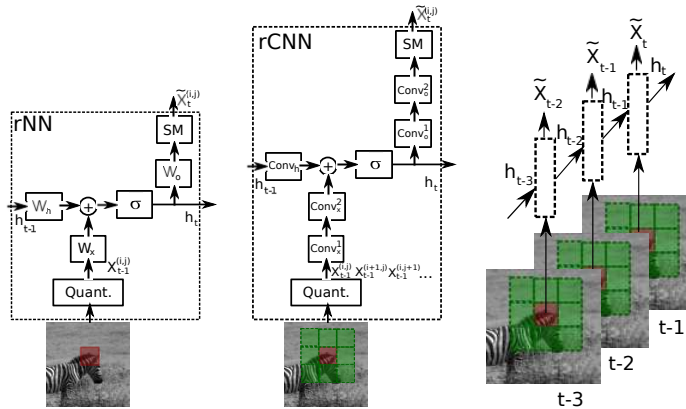


Figure 1: Left: outline of an rNN building block applied to video patch modeling. Center: outline of rCNN building block applied to frame-level video modeling. The rCNN takes as input a patch of quantized patches and uses both spatial and temporal context to predict the central patch at the next time step. At test time, it can be unrolled spatially over any frame size. Right: example of how such blocks are replicated over time to model a video sequence (sharing parameters over time).

a very sparse feature space, where each patch is coded by a k -means atom. This sparsity enforces strong constraints on what is a feasible reconstruction, as the k -means atoms “parameterize” the space of outputs. The prediction problem is then simpler because the *video model* does not have to parameterize the output space; it only has to decide where in the output space the next prediction should go. On the other hand, with even a small set of centroids, there are a huge number of possible combinations of centroids that could reasonably occur in an image or video sequence, and so the prediction problem is still non-trivial. There is clearly a trade-off between quantization error and temporal prediction error. The larger the quantization error (the fewer the number of centroids), the easier it will be to predict the codes for the next frame, and vice versa. In this work, we quantize small gray-scale 8×8 patches using 10,000 centroids constructed via k -means, and represent an image as a $2d$ array indexing the centroids.

To summarize, we apply the language modeling methods described above by quantizing video frames using k -means on non-overlapping image patches. When modeling video cubes of patches (i.e., patches at the same location but across consecutive time steps, see fig. 1 left), the approach is rather straightforward and will be empirically evaluated in sec. 6.1.

2.2.1 RECURRENT CONVOLUTIONAL NEURAL NETWORK

The last model we propose is a simple extension of the rNN to better handle spatial correlations between nearby image patches. In the rNN, nearby patches are treated independently while there are almost always very strong spatial correlations between nearby patches. In the recurrent convolutional neural network (rCNN) we therefore feed the system with not only a single patch, but also with the nearby patches. The model will not only leverage temporal dependencies but also spatial correlations to more accurately predict the central patch at the next time step (see fig. 1 center).

The rCNN that we will use in our experiments, takes as input a patch of size 9×9 . Each integer in the grid corresponds to a quantized patch of size 8×8 pixels. In this work, these patches do not overlap although everything we describe would apply to overlapping patches as well. This input patch of integers is first embedded into a continuous feature space as in a standard rNN (matrix W_x in eq. 3), and then passed through two convolutional layers. In fig. 1 center, “ $Conv_x^1$ ” actually represents: embedding followed by convolution and logistic non-linearity. All convolutional layers use 128 filters of size 3×3 . Because of border effects, the recurrent code has 128 feature maps of size 5×5 . To avoid border effects in the recurrent code (which could propagate in time with deleterious effects), the transformation between the recurrent code at one time step and the next one is performed by using 1×1 convolutional filters (effectively, by using a fully connected layer which is shared across all spatial locations). Finally, the recurrent code is *decoded* through other two convolutional layers with 128 filters of size 3×3 . These produce a vector of size 128 and spatial size 1×1 which is fed to a fully connected layer with V outputs (in our case, 10,000).

Table 1: Entropy in bits/patch and (perplexity) for predicting the next 8×8 quantized patch (10,000 atoms in the dictionary). Left: van Hateren dataset. Right: UCF 101 dataset.

Model	Training	Validation	Test	Model	Training	Validation	Test
bi-gram	8.3 (314)	9.9 (884)	9.3 (647)	bi-gram	4.8 (27)	4.8 (27)	4.9 (29)
NN	5.9 (59)	7.6 (192)	7.2 (146)	NN	4.4 (21)	4.4 (21)	4.5 (22)
rNN	5.9 (59)	7.7 (211)	7.3 (156)	rNN	4.0 (16)	4.3 (20)	4.3 (20)
				rCNN	3.7 (13)	3.8 (14)	3.9 (15)

At generation (test) time, we unroll the rCNN on a larger frame (since all layers are convolutional¹). The use of several convolutional layers in the decoder is a good guarantee that nearby predictions are going to be spatially consistent because most of the computation is shared across them. Even though the recurrent code can fluctuate rapidly in response to a rapidly varying input dynamics, the prediction is going to favor spatially coherent regions.

3 EXPERIMENTS

In this section, we empirically validate the language modeling techniques discussed in sec. 2. Quantitatively, we evaluate models in terms of their ability to predict patches one frame ahead of time. We also show examples of generation and filling of short video sequences that capture non trivial deformations.

In our experiments, we used the following training protocol. First, we do not pre-process the data in any way except for gray-scale conversion and division by the standard deviation. Second, we use 10,000 centroids for k -means quantization. Third, we cross-validate all our hyper-parameters on the validation set and report accuracy on the test set using the model that gave the best accuracy on the validation set. For the van Hateren’s dataset, we used 3 videos for validation and 3 videos for testing (out of the 56 available). For the UCF 101 dataset, we used the standard split (Soomro et al., 2012). Results on the van Hateren’s dataset are reported in the Supplementary Material for lack of space.

3.1 UCF-101 DATASET

The UCF-101 dataset (Soomro et al., 2012) is a standard benchmark dataset for human action recognition. It has 13320 videos of variable length belonging to 101 human action categories, and each frame has size 160×320 pixels. This dataset is interesting also for unsupervised learning because: a) it is much larger than the van Hateren dataset, and b) it is much more realistic since the motion and the spatial scale of objects have not been normalized. This dataset is by no means ideal for learning motion patterns either, since many videos exhibit jpeg artifacts and duplicate frames due to compression, which further complicate learning.

Tab. 1 (right) compares several models. In this case, bigger models worked generally better. In particular, the rCNN yields the best results, showing that not only the temporal but also the spatial context are important for predicting a patch at the next time step. The best rCNN was trained by using: 8 back-propagation through time steps, mini-batch size 128, learning rate set to 0.005 with momentum set to 0.9, and it had 128 feature maps at the output of each convolutional layer.

In order to understand how much quantization hurts generation and to make our results comparable to methods that directly regress pixel values (for which entropy and perplexity do not apply), we also report the average root mean square error (RMSE) per pixel value (using pixel values scaled in the range from 0 to 255). On the test set, rCNN achieves an average RMSE of 15.1 while a perfect model of the temporal dynamics (i.e., accounting only for the quantization error) gets an RMSE of 8.9. Although RMSE is not a good metric to measure similarity between images, we can conclude that quantization error accounts for about half of the total error and that temporal dynamics are captured fairly accurately (in average). In order to compute RMSE, we reconstructed each patch using the most likely dictionary element and we averaged predictions for all 8×8 spatial displacements, so that each pixel is the average of 64 values. Averaging over spatial displacements was important to remove blocking artifacts due to the non-overlapping nature of the quantization used.

¹ Fully connected layers can be interpreted as limit case of convolutional layers with kernels of size 1×1 .




Figure 2: Left: Example of embeddings learned by rCNN. The first column shows the k -means centroid corresponding to a certain atom in the dictionary. The other columns show the centroids whose corresponding embeddings are the nearest neighbors to the one in the first column. Each row corresponds to a randomly picked atom. Right: Each 3×3 grid of patches shows those input patches (from the validation set) that make a certain unit (output of the first convolutional layer) fire the most. Only a random subset of these units and embeddings are shown.

Table 2: Analysis of the static (left) and dynamic (right) part of rCNN. Perplexities are computed on a subset of UCF 101 validation set. See main text for details.

Model	Perplexity	Model	Perplexity
1 frame (copy of previous), natural layout	2.1	natural	12.2
static video (long sequence), natural layout	1.3	reversed	12.3
1 frame (copy of previous), random layout	6.6	random	100,000+
static video (long sequence), random layout	2.0	skip 1 frame	30

3.2 ANALYZING THE MODEL

In this section, we investigate what the rCNN has learned after training on the UCF 101 dataset. First, we analyze the parameters in the embedding matrix and first convolutional layer.

There is one embedding per k -means centroid and we look at the centroids corresponding to the nearest neighbor embeddings. Fig. 2 (left) shows that the rCNN, but similarly the rNN and NN, learns to cluster together similar centroids. This means that, despite the quantization step, the model learns to become robust to small distortions. It does not matter much which particular centroid we pick, the vector that we output is going to be nearby in space for similar looking input patches.

We also visualize (a random subset of) the first layer convolutional filters by looking at the input examples (from the validation set) that make the output fire the most. Fig. 2 (right) shows that these patterns exhibit similar structure but at slightly different position, orientation and scale.

Finally, we try to disentangle the static (only spatial) and the dynamic (only temporal) part of rCNN. In the left part of tab. 2 we compute the model’s score for static video sequences (initializing on a given frame) of different lengths. rCNN assigns high likelihood to non-moving sequences. However, if we randomly permute the order of the patches (and maintain such order for the whole sequence), the likelihood is lower - demonstrating a preference for natural videos. This experiment show that rCNN does take into account the spatial context and that it does not learn a mere identity function. The right part of the table investigates the temporal part of the model. rCNN is barely able to distinguish between video sequences that are played in the natural versus reversed order, but it definitely prefers temporally ordered video sequences.

3.3 GENERATION

After training on UCF-101, we used the rCNN to predict future frames after conditioning upon 12 real consecutive frames. Generation proceeds as follows: a) we unroll the rCNN on whatever frame size we use at test time and run it forward on all the frames we condition upon, b) we take the most likely predicted atom as next input, and iterate. In order to alleviate quantization errors, we perform



Figure 3: Examples of generations after training on the UCF 101 dataset. The first two frames (columns) are used for initialization of the rCNN, the next two frames are generations from rCNN. The last column shows a zoom of the 20×20 pixel patch marked in red (first frame on the top). Frames have size 160×320 pixels. More examples at: <https://research.facebook.com/publications/video-language-modeling-a-baseline-for-generative-models-of-natural-videos/>

the same procedure on all 64 spatial offsets (combination of 8 horizontal and 8 vertical shifts) and then average the predictions for each pixel.

Fig. 3 (right) shows that rCNN is fairly good at completing the motion, even capturing fairly complex out of plane rotations and deformations. However, the predictions tend to slow down motion quite rapidly, and eventually the model converges to a still image after a couple of frames in average. Animations, longer generations and comparisons are available at

<https://research.facebook.com/publications/video-language-modeling-a-baseline-for-generative-models-of-natural-videos/>.

Generally speaking, the model is good at predicting motion of fairly fast moving objects of large size, but it has trouble completing videos with small or slowly moving objects.

In the url above, we also compare to the generation produced by a baseline method based on optical flow. This estimates the flow on the first two frames, and applies it to the remaining ones. This method exploits knowledge of low level image structure and local distortions. Although, this baseline may produce good predictions of the next frame, it also degrades the quality of subsequent frames by introducing significant smearing artifacts.

3.4 FILLING

We also evaluate a neural network language model on the task of filling in frames from a video, given boundary values. For simplicity, the boundary values include the top/bottom/left/right borders of the whole video cube (15 pixels wide), in addition to the frames used for temporal context (both past and future). We use a model which takes as input two 3×3 patches of atoms at the same location from frames j and $j + 2$, and it is trained to predict the middle atom in the corresponding 3×3 patch of the $(j + 1)$ -th frame.

At test time, we use an iterative procedure to fill in larger gaps. At each iteration and spatio-temporal location z , we take our current estimate of the spatio-temporal context C of z , and use it as input to our language model to re-estimate the atom at z . In our experiments, we update each spatio-temporal location before updating the contexts and the iteration counter. Finally, we reconstruct the quantized frames by averaging over the 64 shifts of the model as before. Fig. 4 shows examples of filling in 3 consecutive frames from a UCF-101 video in the validation set. The model compares favorably against both linear interpolation and an optical flow baseline.

Note that unsurprisingly, the problem of filling a single frame given its temporal neighbors is easier than extrapolating to the future. For example, the simple model described here achieves a validation entropy of 2.8 bits/patch; compare to Table 1.



Figure 4: Examples of 3 frames filled in by our algorithm, optical flow and linear interpolation (from top to bottom). Time goes from left to right. On the left, we show a zoom of a patch.

4 DISCUSSION

Despite the promising results reported in the previous section, language modeling based techniques have also several limitations, which may open avenues of future work.

Multi-Scale Prediction: Multiscale, coarse-to-fine approaches are classic in motion estimation models (Brox et al., 2004). Similar approaches could be easily adopted for language modeling in the context of video, and in particular, for rCNN. For instance, one could use a standard multi-resolution pyramid, whereby a finer resolution level is fed with the residual errors produced by a coarser resolution level. Moreover, since motion statistics are roughly scale invariant, the same rCNN could be used at all resolutions (except for the coarsest one, which operates on the local means rather than the local differences). Such scheme would allow to better model motion, regardless of the speed and size of objects.

Multi-Step Prediction: One of the limitations of the current model is that it cannot perform predictions further than a few frames ahead into the future. Without injecting sampling noise in the system, the model converges rapidly to a static image because a) in average (over all the frames in the data) there is little if any motion and b) the peak of the distribution (recall that we propagate the max) does not capture its variance (i.e., how uncertain the model is about the position of a certain edge). In particular, the fact that the distribution of natural videos has a strong bias for non-moving inputs indicates that this task is intrinsically different from the usual language modeling one. On the other hand, injecting sampling noise independently at each spatial location hampers spatial coherence (see supplementary material).

Although we do not have a full understanding of this issue, we conjecture that one way to combat this phenomenon is to predict several steps ahead of time, feeding the system with its own predictions. This will have several benefits: it will encourage the system to produce longer sequences and, at the same time, it will make the system robust against its own prediction errors.

Another strategy is to modify the inference at generation time. Although running full Viterbi decoding is prohibitive due to the large number of spatio-temporal interaction terms, one could modify the greedy generation algorithm to take into account the joint spatio-temporal co-occurrences of image patches, for instance with n-grams over temporal and spatial slices.

Structured Prediction versus Regression: While we found it difficult to directly regress output frames in the l_2 metric, quantization also introduces some drawbacks. Besides visual artifacts, it makes the learning task harder than necessary, because all targets are assumed to be equally dissimilar, even though they are not. Moreover, quantization makes it hard to learn end-to-end the whole system, to back-propagate easily through a multi-step prediction model, and to efficiently perform joint inference of all patches in a given frame (given the combinatorial nature of the discrete problem).

Implicit VS Explicit Modeling of Transformations: The model we proposed does not have any explicit representation of transformations. It is therefore difficult to generate perpetual motion, to extract motion features and to relate objects characterized by similar motion (or vice versa, to tell whether the same object is moving in a different way). The “what” and “where” are entangled. However, it seems straightforward to extend the proposed model to account for motion specific features. For instance, part of the learned representation could be tied across frames to encode the “what”, while the rest could be dedicated to represent transformations, perhaps using bilinear models.

5 CONCLUSION

We have presented a baseline for unsupervised feature learning inspired by standard language modeling techniques. The method is simple, easy to reproduce and should serve as a stronger baseline for research work on unsupervised learning from videos. It consists of a quantization step, followed by a convolutional extension of rNN. We evaluated the performance of this model on a relatively large video dataset showing that the model is able to generate short sequences exhibiting non-trivial motion.

This model shows that it is possible to learn the local spatio-temporal geometry of videos purely from data, without relying on explicit modeling of transformations. The temporal recurrence and spatial convolutions are key to regularize the estimation by indirectly assuming stationarity and locality. However, much is left to be understood. First, we have shown generation results that are valid only for short temporal intervals, after which long range interactions are lost. Extending the prediction to longer spatio-temporal intervals is an open challenge against the curse of dimensionality, which implies moving from pixel-wise predictions to more high-level features. Next, it remains to be seen whether the resulting features are useful to supervised tasks, such as action recognition.

ACKNOWLEDGEMENTS

The authors would like to acknowledge Piotr Dollar for providing us the optical flow estimator, Manohar Paluri for his help with the data, and all the FAIR team for insightful comments.

REFERENCES

- Bengio, Y., Ducharme, R., Vincent, P., and Jauvin, C. A neural probabilistic language model. *JMLR*, 2003.
- Brox, T., Bruhn, A., Papenberger, N., and Weickert, J. High accuracy optical flow estimation based on a theory for warping. In *Computer Vision-ECCV 2004*, pp. 25–36. Springer, 2004.
- Cadieu, C. and Olshausen, B. Learning transformational invariants from natural movies. In *NIPS*, 2009.
- Girshick, Ross, Donahue, Jeff, Darrell, Trevor, and Malik, Jitendra. Rich feature hierarchies for accurate object detection and semantic segmentation. In *Proceedings of the IEEE Conference on Computer Vision and Pattern Recognition (CVPR)*, 2014.
- Goodfellow, I, Pouget-Abadie, J., Mirza, M., Xu, B., Warde-Farley, D., Ozair, S., Courville, A., and Bengio, Y. Generative adversarial nets. In *NIPS*, 2014.
- Gregor, K. and LeCun, Y. Emergence of complex-like cells in a temporal product network with local receptive fields. arXiv:1006.0448, 2010.
- Hariharan, B., Arbeláez, P., Girshick, R., and Malik, J. Simultaneous detection and segmentation. In *ECCV*, 2014.
- Hinton, G.E. and Salakhutdinov, R. R. Reducing the dimensionality of data with neural networks. *Science*, 2006.
- Hurri, J. and Hyvärinen, A. Simple-cell-like receptive fields maximize temporal coherence in natural video. *Neural Computation*, 2003.
- Jojic, N. and Frey, B.J. Learning flexible sprites in video layers. In *CVPR*, 2001.
- Kavukcuoglu, K., Ranzato, M., and LeCun, Y. Fast inference in sparse coding algorithms with applications to object recognition. ArXiv 1010.3467, 2008.
- Krizhevsky, A., Sutskever, I., and Hinton, G. ImageNet classification with deep convolutional neural networks. In *NIPS*, 2012.
- Lee, H., Chaitanya, E., and Ng, A. Y. Sparse deep belief net model for visual area v2. In *Advances in Neural Information Processing Systems*, 2007.
- Memisevic, R. and Hinton, G.E. Learning to represent spatial transformations with factored higher-order boltzmann machines. *Neural Computation*, 22:1473–1492, 2009.
- Miao, X. and Rao, R. Learning the lie groups of visual invariance. *Neural Computation*, 2007.

-
- Michalski, V., Memisevic, R., and Konda, K. Modeling deep temporal dependencies with recurrent "grammar cells". In *NIPS*, 2014.
- Mikolov, T., Karafiat, M., Burget, L., Cernocky, J., and Khudanpur, S. Recurrent neural network based language model. In *Proc.Interspeech*, 2010.
- Olshausen, B. A. and Field, D. J. Sparse coding with an overcomplete basis set: a strategy employed by v1? *Vision Research*, 37:3311–3325, 1997.
- Ostrovsky, Y., Meyers, E., Ganesh, S., Mathur, U., and Sinha, P. Visual parsing after recovery from blindness. *Psychological Science*, 2009.
- Pachitariu, M. and Sahani, M. Learning visual motion in recurrent neural networks. In *NIPS*, 2012.
- Ranzato, M., Mnih, V., Susskind, J., and Hinton, G. Modeling natural images using gated mrfs. *PAMI*, 2013.
- Rumelhart, D.E., Hinton, G.E., and Williams, R.J. Learning representations by back-propagating errors. *Nature*, 323:533–536, 1986.
- Simonyan, K. and Zisserman, A. Two-stream convolutional networks for action recognition in videos. In *NIPS*, 2014.
- Soomro, K., Zamir, A.R., and Shah, M. Ucf101: A dataset of 101 human action classes from videos in the wild. *CRCV-TR-12-01*, 2012.
- Sutskever, I., Hinton, G.E., and Taylor, G.W. The recurrent temporal restricted boltzmann machine. In *NIPS*, 2009.
- Taylor, G.W., Hinton, G.E., and Roweis, S. T. Two distributed-state models for generating high-dimensional time series. *JMLR*, 2011.
- Theis, L., Gerwinn, S., Sinz, F., and Bethge, M. In all likelihood, deep belief is not enough. *JMLR*, 2011.
- Theis, L., Hosseini, R., and Bethge, M. Mixtures of conditional gaussian scale mixtures applied to multiscale image representations. *PLoS ONE*, 7(7), 2012.
- van Hateren, J.H. and Ruderman, D.L. Independent component analysis of natural image sequences yields spatio-temporal filters similar to simple cells in primary visual cortex. *Royal Society*, 1998.
- Vincent, P., Larochelle, H., Bengio, Y., and Manzagol, P.A. Extracting and composing robust features with denoising autoencoders. In *ICML*, 2008.
- Wiskott, L. and Sejnowski, T. Slow feature analysis: unsupervised learning of invariances. *Neural Computation*, 14(4):715–770, 2002.
- Zoran, D. and Weiss, Y. Natural images, gaussian mixtures and dead leaves. In *NIPS*, 2012.

6 SUPPLEMENTARY MATERIAL

6.1 VAN HATEREN'S DATASET

The van Hateren dataset of natural videos has been a standard dataset for investigating models of temporal sequences (Cadieu & Olshausen, 2009; Olshausen & Field, 1997). Our version was downloaded from the material provided by Cadieu & Olshausen (2009) at <https://github.com/cadieu/two-layer>. It consists of 56 videos, each 64 frames long. Each frame has size 128×128 pixels. This is a very small dataset, where objects are highly textured and move at similar speeds. Given the small dataset size, we could only evaluate patch based models. Fig. 5 shows examples of video patches extracted from this dataset, along with the effect of quantization on the images.

Tab. 1 (left) compares n-grams (tri-grams worked worse than bi-grams and are therefore omitted), neural net and rNN language models. Given the small dataset size, overfitting prevented bigger models to perform better (on the validation/test sets). We found that the neural net and the rNN work similarly and better than the bi-gram.




Figure 5: van Hateren's video dataset: example of consecutive patches extracted at random spatial locations (left) and example of a frame and its quantized version.




Figure 6: Example of generation of 8×8 pixel image patches after training on the van Hateren's video dataset. Each row is an independent sequence. Columns are consecutive time steps (read from left to right).

6.2 GENERATION EXAMPLES

Please, refer to

<https://research.facebook.com/publications/video-language-modeling-a-baseline-for-generative-models-of-natural-videos/> for more examples.

6.3 FILLING EXAMPLES

Here, we provide more examples and details about how we ran filling experiments. The optical flow baseline of fig. 4, was computed by: a) estimating the flow from two frames in the past, b) estimating the flow from two frames in the future, c) linearly interpolating the the flow for the missing frames and d) using the estimated flow to reconstruct the missing frames.

Below, you can find some examples of filled in frames; more examples are available at:

<https://research.facebook.com/publications/video-language-modeling-a-baseline-for-generative-models-of-natural-videos/>.




Figure 7: Example of filling in missing frames. Top: the frames used for conditioning. Second row: ground truth missing frames. Third row: our model. Fourth row: optical flow based algorithm. Fifth row: linear interpolation. Last column: zoom of a patch from the missing middle frame. See sec. 3.4 for details.




Figure 8: Example of filling in missing frames. Top: the frames used for conditioning. Second row: ground truth missing frames. Third row: our model. Fourth row: optical flow based algorithm. Fifth row: linear interpolation. Last column: zoom of a patch from the missing middle frame. See sec. 3.4 for details.




Figure 9: Example of filling in missing frames. Top: the frames used for conditioning. Second row: ground truth missing frames. Third row: our model. Fourth row: optical flow based algorithm. Fifth row: linear interpolation. Last column: zoom of a patch from the missing middle frame. See sec. 3.4 for details.

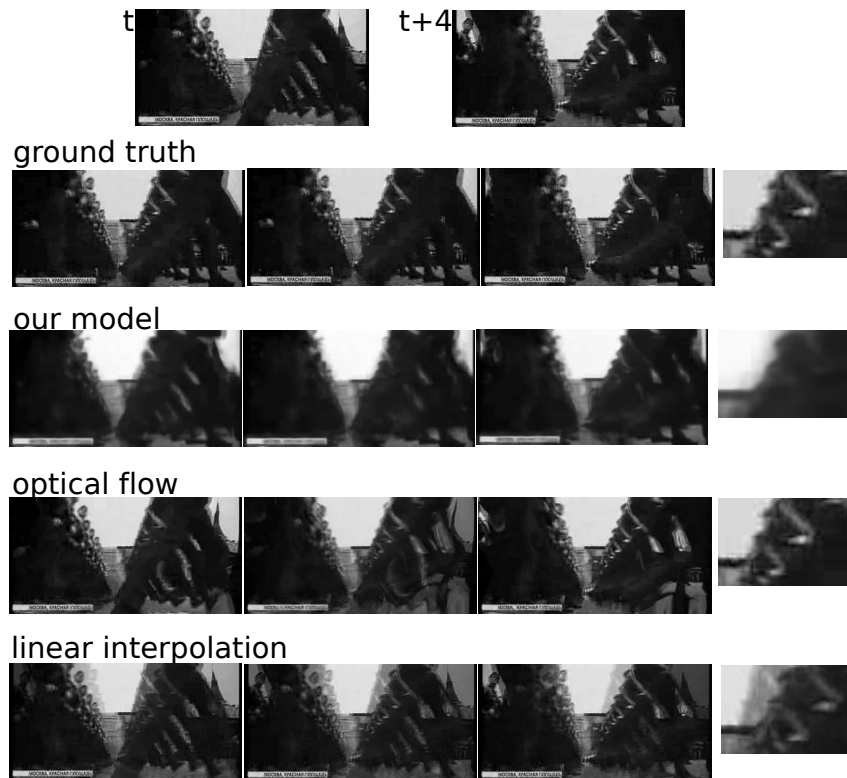


Figure 10: Example of filling in missing frames. Top: the frames used for conditioning. Second row: ground truth missing frames. Third row: our model. Fourth row: optical flow based algorithm. Fifth row: linear interpolation. Last column: zoom of a patch from the missing middle frame. See sec. 3.4 for details.