

A deep-structured fully-connected random field model for structured inference

Alexander Wong, *IEEE Member*, Mohammad Javad Shafiee, Parthipan Siva, and Xiao Yu Wang

Abstract—There has been significant interest in the use of fully-connected graphical models and deep-structured graphical models for the purpose of structured inference. However, fully-connected and deep-structured graphical models have been largely explored independently, leaving the unification of these two concepts ripe for exploration. A fundamental challenge with unifying these two types of models is in dealing with computational complexity. In this study, we investigate the feasibility of unifying fully-connected and deep-structured models in a computationally tractable manner for the purpose of structured inference. To accomplish this, we introduce a deep-structured fully-connected random field (DFRF) model that integrates a series of intermediate sparse auto-encoding layers placed between state layers to significantly reduce computational complexity. The problem of image segmentation was used to illustrate the feasibility of using the DFRF for structured inference in a computationally tractable manner. Results in this study show that it is feasible to unify fully-connected and deep-structured models in a computationally tractable manner for solving structured inference problems such as image segmentation.

Index Terms—random fields, structured inference, deep structured, fully connected, learning, image, segmentation

I. INTRODUCTION

Structured inference, where the goal is to infer a structured state output from a structured observation input, is a crucial component for a wide range of applications such as object recognition [1], image classification [2], natural language processing [4], gesture recognition [3], handwriting recognition [5], and bioinformatics. A powerful and commonly-used approach to structured inference is the use of Markov random field (MRF) and conditional random field (CRF) [6] models. A limitation of such graphical models is that they utilize unary and pairwise potentials on local neighborhoods only, and as such can result in smoothed state boundaries

as well as prohibit long-range state boundaries given the limitations of constraint locality. This becomes particularly problematic in the presence of high observational uncertainties such as measurement noise and outliers.

Recently there has been significant interest in the application of two types of models for the purpose of structured inference that help address the issues associated with locally-connected graphical models: i) fully-connected graphical models, and ii) deep-structured graphical models. Fully-connected graphical models address issues of locally-connected models by assuming full connectivity amongst all nodes in the graph, thus taking full advantage of long range relationships to improve inference accuracy. One of the main hurdles in utilizing fully-connected graphical models is the complexity of inference, which becomes computationally intractable as the size of the problem scales.

Much of recent research in fully-connected graphical models have revolved around addressing the computational complexity of inference step. Krähenbühl and Koltun [7], [8] introduced an efficient inference procedure for fully-connected CRF based on specific potential functions, where the edge potentials are obtained by use of Gaussian kernels, thus allowing them to formulate the inference problem as a filtering problem. By computing the energy function via convolution, computational complexity is reduced to linear complexity by use of a permutohedral lattice [9]. Zhang and Chen [10] utilized a stationary constraint where the spatial potentials over two nodes are assumed to depend only on their relative positions for each of their states, thus allowing for statistical encoding by different distributions and thus relaxing the Gaussian assumption made by Krähenbühl and Koltun. Campbell et. al. [11] further generalized the pairwise potentials to non-linear dissimilarity measures by representing the pairwise terms as density estimates of the conditional probability. Ristovski et al. [12] introduced a continuous fully-connected CRF that is similar to that proposed by Campbell et al., but targets the regression problems with continuous outputs. Nevertheless, while the aforementioned methods significantly reduce the computational complexity of inference on fully-connected graphical models, they all address the

The authors are with the Vision and Image Processing Lab, Department of Systems Design Engineering, University of Waterloo, 200 University Ave. West, Waterloo, Ontario, Canada, N2L 3G1. Tel.: +1 519 888 4567 x35342. Fax: +1 519 746 4791. E-mail: {a28wong, mjshafiee, x18wang}@uwaterloo.ca and psiva7@gmail.com.

problem similarly by defining specific potential functions to manage the inference as a filtering approach, thus limiting the effectiveness of such models as the key merit of such models is to allow for arbitrary feature function selection.

Deep-structured graphical models take a different approach to improving inference performance by introducing intermediate state layers, where there is a dependency of each layer on its previous layer, and inference is carried out in a layer-by-layer manner from bottom to top. Prabhavalkar and Fosler-Lussier [13] and Peng et al. [14] both introduced multi-layer conditional random field models where the local factors in linear-chain conditional random fields are replaced by multi-layer neural networks and trained via back-propagation. Ratajczak et al. [15] introduce a context-specific deep conditional random field model by replacing the local factors in linear-chain conditional random fields with sum-product networks. Yu et al. [4], [16] introduced a deep-structured conditional random field model which consists of multiple layers of simple CRFs where each layer's input consists of the previous layer's input and the resulting marginal probabilities. While such deep-structured graphical models are good at handling high observational uncertainties such as measurement noise and outliers by characterizing different information at the different layers, they only implicitly take advantage of long range relationships and are more limited in this aspect when compared to fully-connected graphical models.

While fully-connected and deep-structured graphical models both have their own benefits and limitations, these two types of graphical models have been largely explored independently, leaving the unification of these two concepts ripe for exploration. Such a unified graphical model could yield significant benefits in improving state boundary preservation, better enable long-range state boundaries, and better handle high observational uncertainties such as measurement noise and outliers. A fundamental challenge with unifying these two types of graphical models is in dealing with computational complexity, as not only are all nodes fully-connected within a layer, there are also multiple layers to process due to the deep structure of the graphical model. In this study, we investigate the feasibility of unifying fully-connected graphical models and deep-structured models in a computationally tractable manner for the purpose of statistical inference. To accomplish this, we introduce a deep-structured fully-connected random field (DFRF) model which integrates a series of intermediate sparse auto-encoding layers placed between state layers to significantly reduce computational complexity while still

maintaining the benefits of fully-connected and deep-structured graphical models.

This paper is organized as follows. First, the methodology behind the proposed DFRF model and structured inference using DFRF for image segmentation is described in Section II. The experimental setup for evaluating the performance of the proposed DFRF model for solving the image segmentation problem is described in Section III. The experimental results and discussion is presented in Section IV, and conclusions are drawn and future work discussed in Section V.

II. DEEP-STRUCTURED FULLY-CONNECTED RANDOM FIELDS

From the Bayes rule [22], the joint distribution of the observation X and labels Y are modeled based on the product of conditional probability of labels given observation, $P(Y|X)$, and the probability of observation, $P(X)$ as

$$P(Y, X) = P(Y|X)P(X). \quad (1)$$

The goal of the proposed work is to incorporate fully connected interactions into the model that can preserve more information by taking advantage of the long range interactions in the modeling. However, incorporating fully connected interactions imposes a high computational complexity into the model which makes inference intractable. To address the issue of computational tractability, we introduce a sparse auto-encoding layer that describes the fully connected interactions among random variables more concisely with a smaller number of variables. The auto-encoding layer is made possible as a result of the sparsity inherent in the structure of many types of data that are measured in a higher dimension than that needed to represent the data. In essence the auto-encoding layer is representing the data as a smaller set of variables that describe the data in a more concise manner.

The interaction among variables are determined by extracting the interaction parameters from the auto-encoding layer variables instead of the variable Y . As a result Eq. (1) can be reformulated as

$$P(Y, X) = P(X)P(Y|X, A)P(X, A) \quad (2)$$

where A represents the auto-encoding layer where the number of its variables is much smaller than the number of output states. $P(X, A)$ characterizes the auto-encoding layer based on the observation and, based on the chain rule principle, is added to Eq. (2). The role of the auto-encoding layer is to involve the fully connected relationship among nodes into the model implicitly. The

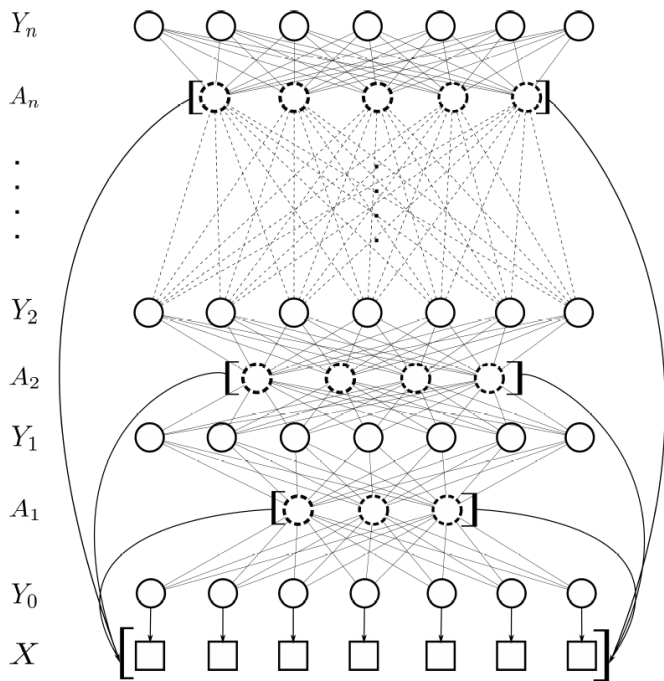


Fig. 1. Deep-structured fully-connected random field model; The proposed framework is the combination of two different layers, auto-encoding layer (A_i) and label layer (Y_i). The layer Y_0 is provided by finite mixture model (FMM) model and is an initialization for layer Y_1 . Each node of layer A_i is connected to all nodes in label layer Y_i . More information are provided to the model by increasing the number of nodes in the auto-encoding layers from the bottom to the top of the model.

auto-encoding layer is constructed based on a specific number of variables, where the number of variables determines the fineness of structure in the data that can be characterized by the model (e.g., auto-encoding layers with fewer number of variables assume greater sparsity in the structure of the data and thus characterizes structure in the data more coarsely than when a higher number of variables are used).

To fully utilize the different concise structure characterization properties of the auto-encoding layer, a deep structure is used during the modeling. This results in the deep-structured fully-connected random field (DFRF) as shown in Fig. 1. It is important to note that the configuration setup of the auto-encoding layers can be fine to coarse structure characterization or coarse to fine structure characterization depending on the specific application. The coarse to fine configuration is utilized in this study for the problem of image segmentation described in the next section.

To represent the proposed model mathematically, the joint probability distribution of labels Y and observation X is formulated as a chain product of the conditional probability of labels given observation, auto-encoding

variables, and previous layer of labels, multiplied by the joint probability of observation and auto-encoding variables (see Eq. (4), where Y_i represents the label layer of i , A_i is the auto-encoding layer corresponding to layer i , and the number of layers is $n + 1$).

Although there is no intra-layer connections among variables, the inter-layer interaction is fully connected and as such the interaction parameters among random variables in the label layer are computed by use of the auto-encoding layer. Therefore, the two aforementioned probabilities together are expressing a fully connected graphical model.

A. Structured Inference using DFRF for Interactive Image Segmentation

We use DFRF for interactive image segmentation to illustrate the feasibility of DFRF for structured inference in a computationally tractable manner. Interactive image segmentation is a type of binary classification in which each pixel in an image must be classified as foreground (object) or background based on a small set of user annotated pixels as illustrated in Fig. 2.

A simple approach to tackle this problem is to learn a model based on the available training data, such as a Gaussian mixture model (GMM) or non-parametric histogram model, and apply the trained model to the image. However, this simple approach does not take into account the structure of the data. As a result, a common approach to tackle this problem is to use the trained model as the unary potential in a pairwise Markov random field (MRF) where the MRF enforces structural consistency.

Here, we utilize two finite mixture models (FMM) to model the background and foreground distributions and use them to define the first layer Y_0 in the deep structure model:

$$P(Y_0, X) = P(Y_0|\Lambda) \quad \text{s.t.} \quad \Lambda = \{\mu_i, \sigma_i\} \quad (5)$$

where Λ is the set of trained mixture model parameters based on user annotated pixels. The results of layer Y_0 are propagated to the next layer (i.e. Y_1) by means of auto-encoding layer A_1 . Each auto-encoding layer A_i is constructed by maximizing the joint probability $P(A_i, X)$. The role of auto-encoding layer is to represent the structure of the image data in a concise manner using a smaller set of variables. Each auto-encoding layer characterizes the structural properties of the image data concisely at a certain fineness level as specified by the number of nodes in that layer. The joint probability $P(A_i, X)$ is modeled by a FMM as well:

$$P(A_i, X) = P(A_i|\Gamma) \quad \text{s.t.} \quad \Gamma = \{\mu_i, \sigma_i\} \quad (6)$$

$$\begin{aligned}
P(Y, X) &= P(Y_n, X) = P(X) \prod_{i=0}^n P(Y_i|X, A_i, Y_{i-1})P(X, A_i) \\
&= P(X)P(Y_0|X, A_0)P(X, A_0) \prod_{i=1}^n P(Y_i|X, A_i, Y_{i-1})P(X, A_i) \\
&= P(X)P(Y_0|X) \prod_{i=1}^n P(Y_i|X, A_i, Y_{i-1})P(X, A_i) \\
&= P(X) \frac{P(Y_0, X)}{P(X)} \prod_{i=1}^n P(Y_i|X, A_i, Y_{i-1})P(X, A_i) \\
&= P(Y_0, X) \prod_{i=1}^n P(Y_i|X, A_i, Y_{i-1})P(A_i, X)
\end{aligned} \tag{4}$$

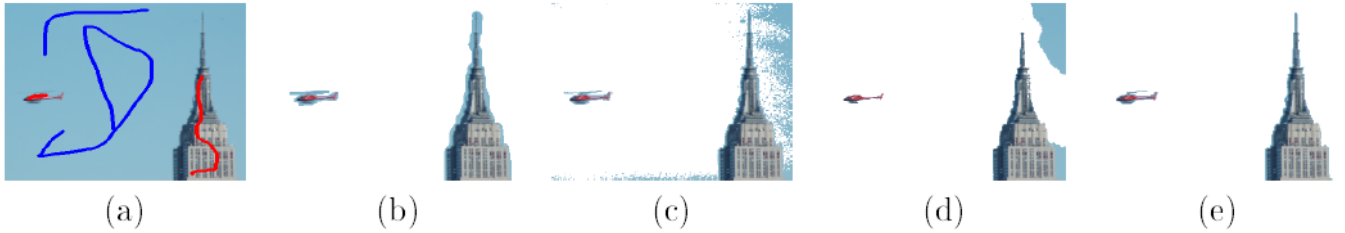


Fig. 2. Example of interactive image segmentation. (a) image with annotated seed regions (red: foreground and blue: background); (b) ground truth; (c) unary terms (GMM); (d) FCRF [7]; and (e) DFRF.

where Γ represents the mixture model parameters. The number of parameters $|\Gamma|$ is different for each auto-encoding layer based on the level the sparseness of the layer.

Each node in the auto-encoding layer conveys the interactions of a random variable in the label layer with other random variables based on a specific image data structure. On the other hand, the interactions among random variables in a label layer Y_i are expressed by the nodes in the lower adjacent auto-encoding layer A_i that determines the weights and, therefore, the random variables in label layer Y_i are fully connected implicitly.

The state of each random variable in the label layer Y_i is obtained by a conditional probability given the auto-encoding layer A_i , observation X and the previous label layer Y_{i-1} :

$$P(Y_i|X, A_i, Y_{i-1}) = \frac{1}{Z} \exp \left(- E(Y_i|A_i, Y_{i-1}; X) \right) \tag{7}$$

where the conditional probability is formulated as a Gibbs distribution [21] by the exponential of negative energy of the layer. Z is the constant normalization and $E(\cdot)$ is the energy of the layer. The interaction weight

between two random variables is computed based on their connections regarding to the auto-encoding layer.

Each random variable in the label layer Y_i has two possible states, 0 and 1 determining the background or the foreground states. The energy in the layer Y_i is minimized based on Maximum A Posterior (MAP) approach. The MAP framework tries to minimize the energy $E(\cdot)$ of layer Y_i based on the observation and image data structural properties as characterized by auto-encoding layer A_i . The computed state configuration of layer Y_i is passed to the layer Y_{i+1} after each optimization. A step-by-step summary of image segmentation by DFRF is presented in Algorithm 1.

III. EXPERIMENTAL SETUP

In this study, we use natural images to study the performance of the DFRF model for interactive image segmentation. Natural images from the Weizmann Segmentation Evaluation Database [17] and the CSSD Complex Scene Database [18] were used in this study. The Weizmann database consists of two different datasets both with manual segmentation ground truth: i) a single-object dataset consisting of 100 images, and ii) a two-objects dataset consisting of 100 images. The CSSD

Algorithm 1 Structured Inference using DRFR for Image Segmentation

```

1: procedure DRFR
2:   Set  $n_{EV}$  (The number of encoder variables) and
    $n$  (The number of layers excluding zeroth layer)
3:    $Y_0 \leftarrow \arg \max P(Y_0|\Lambda)$ 
4:    $i \leftarrow 1$  (The layer number ( $i$ ))
5: loop:
6:   Find the auto-encoding layer  $A_i(n_{EV})$ , Eq. (6)
7:    $Y_i \leftarrow \arg \max P(Y_i|X, A_i, Y_{i-1})$  Eq. (7)
8:    $i \leftarrow i + 1$ 
9:   Increase  $n_{EV}$ 
10:  if  $i \leq n$  then goto loop
11: endloop

```

database consists of 200 images with manual ground truth. Furthermore, to study binary classification performance at different noise levels, each of the images in the two datasets from the Weizmann database as well as the dataset from the CSSD database were also contaminated by white Gaussian noise with standard deviations at 25% and 50% of the dynamic range of the image, resulting in a total of 1200 different image permutations used in the analysis. A small set of seed pixels in the foreground and background are provided by the authors (Fig. 2(a)). All methods were compared based on the same annotated seed pixels.

To quantitatively evaluate segmentation performance, we compute the F_1 -score as follows [17]:

$$f = \frac{2 \cdot TP}{2 \cdot TP + FN + FP} \quad (8)$$

where TP denotes true positive pixels, FN denotes false negative pixels, and FP denotes false positive pixels.

Our DRFR method is compared to the inference method for fully-connected CRFs proposed by [7] (which we will refer to as FCRF) using the implementation provided by the authors [7]. FCRF is the state-of-the-art method for structured inference using fully-connected graphical models. This method was also chosen for comparison because it had been shown [7] that FCRF performs better than state-of-the-art approaches such as grid CRFs [19] and P^n CRF [20]. For a fair comparison, the same 5-component GMM model used for the DRFR is used as the unary potential for the FCRF approach.

A. Implementation details

The DRFR has the following three parameters: i) the number of layers, ii) the number of encoding nodes at each sparse encoding layer (i.e., n_{EV} (see Algorithm 1)),

and iii) the set of trained mixture models for layer Y_0 (i.e., Λ (see Eq. (5))). For our interactive image segmentation problem, we use 15 layers, and the number of encoding nodes at each sparse encoding layer is set to 450-660 nodes (increasing by ~ 15 nodes between each layer and a 5-component Gaussian mixture model (GMM) is trained with the annotated samples and used for layer Y_0 in the DRFR. These parameters were found to provide strong classification performance based on comprehensive testing.

The DRFR is implemented in MATLAB (The MathWorks, Inc.) and can classify a 300×200 colour image (a total of 900,000 state nodes for this configuration) in ~ 60 s on an Intel(R) Core(TM) i5-3317U CPU at 1.70GHz CPU with 4GB RAM. The FCRF was implemented in C++ by the authors of [7], and can classify a 300×200 colour image in ~ 0.48 s.

IV. EXPERIMENTAL RESULTS

The F_1 -score achieved by the tested methods at the various noise levels for the Weizmann single-object dataset, the Weizmann two-objects dataset, and the CSSD dataset are shown in Table I, Table II, and Table III respectively. It can be observed that the binary image segmentation results produced using the DRFR model for the noise-free scenarios is comparable to the state-of-the-art FCRF method for the Weizmann single-object case. For the Weizmann two-object case, we see that DRFR performs slightly better than FCRF by $\sim 2\%$ for the noise-free scenario. For the CSSD case, we see that FCRF performs slightly better than DRFR by $\sim 1\%$ for the noise-free scenario.

TABLE I
F₁-SCORE FOR WEIZMANN SINGLE-OBJECT DATASET.

	FCRF [7]	DRFR
Noise-free	0.8655	0.8606
Noisy (25%)	0.6586	0.6842
Noisy (50%)	0.4959	0.5554

TABLE II
F₁-SCORE FOR WEIZMANN TWO-OBJECT DATASET.

	FCRF [7]	DRFR
Noise-free	0.8397	0.8594
Noisy (25%)	0.6718	0.7528
Noisy (50%)	0.5131	0.6030

Example segmentation results for Weizmann single-object and two-object datasets are shown in Fig. 3 and Fig. 4, respectively. DRFR and FCRF preserve image structure much better than the baseline GMM method (used as unary) which has no structural cues. The lack of structural cues results in noise-like appearance in the




Fig. 3. Example segmentation results for single-object dataset. **(a,f,k,p)** image; **(b,g,l,q)** ground truth; **(c,h,m,r)** unary terms (GMM); **(d,i,n,s)** FCRF [7]; and **(e,j,o,t)** DFRF.

TABLE III
F₁-SCORE FOR CSSD DATASET.

	FCRF [7]	DFRF
Noise-free	0.9558	0.9456
Noisy (25%)	0.8161	0.8462
Noisy (50%)	0.7122	0.7357

segmentation as seen in Fig. 4(c) and (r). Furthermore, the fully connected random field model allows both DFRF and FCRF to capture elongated and thin object boundaries (see the metal posts in Fig. 3j, wooden fence post in Fig. 3t, and the light post in Fig. 4e).

Unlike FCRF, the deep-structure of our DFRF method allows us to handle slight variations in the observation that is not fully modeled by the small set of seeds provided by the user. For example, the sky and water in Fig. 4 have slight variation in illumination and texture which are not captured by the user annotation. As a result, the FCRF method starts misclassifying regions of the sky and water as foreground. However, our DFRF

method is better able to handle these variations and correctly classify the entire sky and water as background.

DFRF's ability to handle variations in observation, due to its deep structure, can clearly be seen when we add noise to the image. Quantitatively, from Table I, Table II, and Table III, we can see that DFRF clearly outperforms FCRF under the presence of noise for all datasets. Visually, from Fig. 5, we can see that under the presence of noise FCRF starts to degrade and fails to maintain structural cues. On the other hand our DFRF method is able to handle the uncertainty in the observation and can better segment the image, even under presence of strong noise.

V. CONCLUSION

In this study, the feasibility of unifying fully-connected and deep-structured models in a computationally tractable manner for the purpose of structured inference was investigated through the introduction of a deep-structured fully-connected random field (DFRF) model




Fig. 4. Example segmentation results for two-objects dataset. **(a,f,k,p)** image; **(b,g,l,q)** ground truth; **(c,h,m,r)** unary terms (GMM); **(d,i,n,s)** FCRF [7]; and **(e,j,o,t)** DFRF.

with sparse auto-encoding layers. By incorporating intermediate sparse auto-encoding layers between state layers to condense node-to-node interactions, we were able to significantly reduce the computational complexity of the inference process. A quantitative performance analysis of the DFRF model for the problem of interactive image segmentation was performed to illustrate the feasibility of using the DFRF for structured inference in a computationally tractable manner. Results in this study show that it is feasible to unify fully-connected and deep-structured models in a computationally tractable manner for solving structured inference problems such as image segmentation.

Given the promising results, we aim in the future to investigate alternative auto-encoding approaches to better condense node-to-node interactions, as well as strategies for automatically determining the number of auto-encoding nodes to use for each auto-encoding layer. Furthermore, we aim in the future to explore the efficacy

of the DFRF for solving other types of large-scale, vision-domain structured inference problems such as image reconstruction [23]–[26], image decomposition and representation [27]–[30], image restoration [34]–[37], and saliency detection [38]–[40].

VI. ACKNOWLEDGMENT

This work was supported by the Natural Sciences and Engineering Research Council of Canada, Canada Research Chairs Program, and the Ontario Ministry of Research and Innovation.

REFERENCES

- [1] A. Quattoni, M. Collins and T. Darrell, "Conditional random fields for object recognition," Proc. NIPS, vol. 1, pp. 1097-1104, 2004.
- [2] Y. Pan, X. Hou and C. Liu, "A Hybrid Approach to Detect and Localize Texts in Natural Scene Images," IEEE Trans. Image Proc. vol. 20, pp. 800-813, 2011.




Fig. 5. Example segmentation results for noise-contaminated scenarios (noise level is indicated on the left side). **(a,g,m,s,y)** image; **(b,h,n,t,z)** noisy image; **(c,i,o,u,I)** ground truth; **(d,j,p,v,II)** unary terms (GMM); **(e,k,q,w,III)** FCRF [7]; and **(f,l,r,x,IV)** DFRF.

- [3] S. Wang, A. Quattoni, L. Morency, D. Demirdjian and T. Darrell, "Hidden conditional random fields for gesture recognition," Proc. CVPR, vol. 2, pp. 1521-1527, 2006.
- [4] D. Yu, S. Wang and L. Deng, "Sequential Labeling Using Deep-Structured Conditional Random Fields," IEEE Journal of Selected Topics in Signal Processing, vol. 4, pp. 965-973, 2010.
- [5] S. Feng, R. Manmatha and A. McCallum, "Exploring the Use of Conditional Random Field Models and HMMs for Historical Handwritten Document Recognition," Proc. DIAL, vol. 1, pp. 30-37, 2006.
- [6] J. Lafferty, A. McCallum and F. Pereira, "Conditional Random Fields: Probabilistic Models for Segmenting and Labeling Sequence Data," Proc. International Conf. Machine Learning, vol. 1, pp. 282-289, 2001.
- [7] P. Krähenbühl and V. Koltun, "Efficient Inference in Fully Connected CRFs with Gaussian Edge Potentials," Proc. NIPS, vol. 24, pp. 109-117, 2011.
- [8] P. Krähenbühl and V. Koltun, "Parameter Learning and Convergent Inference for Dense Random Fields," Proc. International Conf. Machine Learning, vol. 28, pp. 513-521, 2013.
- [9] A. Adams, J. Baek and M. Davis, "Fast High-Dimensional Filtering Using the Permutohedral Lattice," Computer Graphics Forum, vol. 29, pp. 753-762, 2010.
- [10] Y. Zhang and T. Chen, "Efficient inference for fully-connected CRFs with stationarity," Proc. CVPR, vol. 1, pp. 582-589, 2012.
- [11] N. Campbell, K. Subr and J. Kautz, "Fully-Connected CRFs with Non-Parametric Pairwise Potentials," Proc. CVPR, vol. 1, pp. 1658-1665, 2013.
- [12] K. Ristovski, V. Radosavljevic, S. Vucetic and Z. Obradovic, "Continuous Conditional Random Fields for Efficient Regression in Large Fully Connected Graphs," Proc. AAAI, vol. 1, pp. 840-846, 2013.
- [13] R. Prabhavalkar and E. Fosler-Lussier, "Backpropagation training for multilayer conditional random field based phone recognition," Proc. ICASSP, vol. 1, pp. 5534-5537, 2010.
- [14] J. Peng, L. Bo and J. Xu, "Conditional neural fields," Proc. NIPS, vol. 1, pp. 1419-1427, 2009.
- [15] M. Ratajczak, "Sum-Product Networks for Structured Prediction: Context-Specific Deep Conditional Random Fields," Proc. Workshop on Learning Tractable Probabilistic Models, vol. 1, pp. 1-10, 2014.
- [16] D. Yu, L. Deng and S. Wang, "Learning in the Deep-Structured Conditional Random Fields," Proc. NIPS, vol. 1, pp. 1-8, 2009.
- [17] S. Alpert, M. Galun, R. Basri and A. Brandt, "Image Segmentation by Probabilistic Bottom-Up Aggregation and Cue Integration," Proc. CVPR, vol. 1, pp. 1-8, 2007.
- [18] Q. Yan, L. Xu, J. Shi and J. Jia, "Hierarchical saliency detection," Proc. CVPR, vol. 1, pp. 1155-1162, 2013.

- [19] J. Shotton, J. Winn, C. Rother and A. Criminisi, "Textonboost for image understanding: Multi-class object recognition and segmentation by jointly modeling texture, layout, and context," *IJCV*, vol. 81, pp. 2-23, 2009.
- [20] P. Kohli, P. Torr, "Robust higher order potentials for enforcing label consistency," *IJCV*, vol. 82, pp. 302-324, 2009.
- [21] S. Geman and D. Geman, "Stochastic relaxation, Gibbs distributions, and the Bayesian restoration of images," *IEEE TPAMI*, vol. 6, pp. 721-741, 1984.
- [22] C. Bishop, *Pattern Recognition and Machine Learning* (Springer, New York, 2006).
- [23] C. Liu, A. Wong, K. Bizheva, P. Fieguth and H. Bie, "Homotopic, non-local sparse reconstruction of optical coherence tomography (OCT) imagery," *Optics Express*, vol. 20, pp. 10200-10211, 2012.
- [24] A. Wong, A. Mishra, P. Fieguth and D. Clausi, "Sparse reconstruction of breast MRI using homotopic L0 minimization in a regional sparsified domain," *IEEE Trans. Biomed. Eng.*, vol. 60, pp. 743-752, 2010.
- [25] A. Wong, J. Glaister, A. Cameron and M. Haider, "Correlated diffusion imaging," *BMC Med. Img.*, vol. 13, pp. 1-10, 2013.
- [26] D. Liang, H. Wang and L. Ying, "SENSE Reconstruction with Nonlocal TV Regularization," *Proc. IEEE Eng. Med. Biol. Soc.*, vol. 1, pp. 1032-1035, 2009.
- [27] M. Frankovich and A. Wong, "Enhanced seam carving via integration of energy gradient functionals," *IEEE Signal Processing Letters*, vol. 18, pp. 375-378, 2011.
- [28] A. Mishra, A. Wong, D. Clausi and P. Fieguth, "Quasi-random nonlinear scale space," *Pattern Recognition Letters*, vol. 31, pp. 1850-1859, 2010.
- [29] A. Wong and D. Clausi, "AISIR: Automated inter-sensor/inter-band satellite image registration using robust complex wavelet feature representations," *Pattern Recognition Letters*, vol. 31, pp. 1160-1167, 2010.
- [30] P. Siva and A. Wong, "Grid Seams: A Fast Superpixel Algorithm for Real-Time Applications," *Proc. CRV*, pp. 127-134, 2014.
- [31] A. Moore, S. Prince, J. Warrell, and U. Mohammed, "Superpixel lattices," *Proc. CVPR*, pp. 1-8, 2008.
- [32] A. Wong and J. Orchard, "Robust multimodal registration using local phase-coherence representations," *Journal of Signal Processing Systems*, vol. 54, pp. 89-100, 2009.
- [33] A. Wong and A. Mishra, "Generalized Probabilistic Scale Space for Image Restoration," *IEEE Transactions on Image Processing*, vol. 19, no. 10, pp. 2774-2780, 2010.
- [34] A. Wong, P. Fieguth and D. Clausi, "A perceptually adaptive approach to image denoising using anisotropic non-local means," *Proc. ICIP*, vol. 1, pp. 537-540, 2008.
- [35] Y. Li and D. Huttenlocher, "Sparse Long-Range Random Field and Its Application to Image Denoising," *Proc. ECCV*, vol. 1, pp. 344-357, 2008.
- [36] A. Wong, A. Mishra, W. Zhang, P. Fieguth and D. Clausi, "Stochastic image denoising based on Markov-chain Monte Carlo sampling," *Signal Processing*, vol. 91, pp. 2112-2120, 2011.
- [37] M. J. Shafiee, S. Haider, A. Wong, D. Lui, A. Cameron, A. Modhafar, P. Fieguth and M. Haider, "Apparent Ultra-High b-value Diffusion-Weighted Image Reconstruction via Hidden Conditional Random Fields," *IEEE Transactions on Medical Imaging*, vol. PP, pp. 1-14, 2015.
- [38] C. Scharfenberger, A. Wong, K. Fergani, J. Zelek, and D. Clausi, "Statistical textural distinctiveness for salient region detection in natural images," *Proc. CVPR*, vol. 1, pp. 979-986, 2013.
- [39] J. Yang and M. Yang, "Top-down visual saliency via joint CRF and dictionary learning," *Proc. CVPR*, vol. 1, pp. 16-21, 2012.
- [40] A. Jain and A. Wong and P. Fieguth, "Saliency detection via statistical non-redundancy," *Proc. ICIP*, pp. 1073-1076, 2012.