

The optimal shape of an object for generating maximum gravity field at a given point in space

Xiao-Wei Wang and Yue Su

Department of Physics, Beijing Normal University, Beijing 100875, China

How can we design the shape of an object, in the framework of Newtonian gravity, in order to generate maximum gravity at a given point in space? In this work we present a study on this interesting problem. We obtain compact solutions for all dimensional cases. The results are commonly characterized by a simple “physical” feature that any mass element unit on the object surface generates the *same* gravity strength at the considered point, in the direction along the rotational symmetry axis.

PACS numbers: 01.55.+b,45.20.D-

Newton’s gravity resembles the Coulomb force in that the strengths of both forces obey an inverse square law [1]. However, unlike the electric charges which can be both positive and negative, we have only positive mass in our Universe. Thus there is no gravitational screening effect. For a metallic body with free charges, we know that the strongest electric field is at the place with maximum curvature [2]. Obviously there is no such a phenomenon for gravity. However, we may ask a more interesting question: what is the optimal shape of an object, assuming that it is *deformable* but *incompressible*, such that it generates maximum gravity at a given point in space?

For three-dimensional Euclidean space, one might simply guess that it is a *sphere*, as in the case of dewdrops for which a spherical shape is optimal to achieve the lowest energy. However, this maximally symmetric shape turns out not to be the optimal! We may argue this by the following simple consideration. For a sphere with mass density ρ and radius R , the gravity strength at any point on the sphere is $g = (4\pi/3)\rho GR$. Let us choose without loss of generality a point “A” on the surface (see Fig. 1) and then remove out a *small mass ball* (with radius $\epsilon \rightarrow 0$) on the opposite side near point “B”. Then, the gravity strength at “A” generated by the remaining matter is

$$\begin{aligned} g^{(1)} &= \frac{4\pi}{3}\rho GR - \frac{4\pi}{3}\rho G \frac{\epsilon^3}{(2R - \epsilon)^2} \\ &\simeq \frac{4\pi}{3}\rho G \left(R - \frac{\epsilon^3}{4R^2} \right), \end{aligned} \quad (1)$$

where we have expanded the result to the next subleading order in ϵ . On the other hand, if we deform this reduced object to be a new sphere, the gravity strength on the surface will be

$$g^{(2)} \simeq \frac{4\pi}{3}\rho G \left(R - \frac{\epsilon^3}{3R^2} \right). \quad (2)$$

It is now clear that for sufficient small ϵ , we have $g^{(1)} > g^{(2)}$. The naive expectation that a sphere is optimal is wrong.

We are therefore motivated in this work to search for the *optimal* shape of the object, first for the three-




FIG. 1: (color online) Schematic plot for an argument that a spherical shape is not optimal for generating maximum gravity on the surface (e.g., at the point “A”).

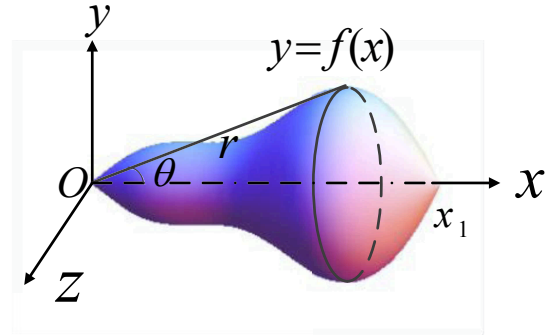


FIG. 2: (color online) Search for the optimal solution by finding $y = f(x)$ and rotating it around the x -axis, in order to generate maximum gravity at the origin “O”.

dimensional (3-D) case (that is relevant in our Universe), then for two-dimensional (2-D) and arbitrary n -dimensional (n -D) spaces. As we will see, the 2-D solution is indeed a *circular disk* that fits the naive expectation. We find that in all dimensions the solutions are characterized by the simple physical picture that the op-

timal shape is axial symmetric, and any matter element unit on the surface contributes equally to the gravity field at the considered point in the direction along the axial symmetric axis.

Three-Dimensional Space.— Let us consider first the 3-D Euclidean space that is relevant in our Universe. As shown schematically in Fig. 2, an element of mass $dM = 2\pi\rho y dx dy$ generates gravity field at the point “O” (the origin of the coordinate system) is $dg = [G(dM)/r^2] \cos\theta$. From the symmetry consideration, we have projected the gravity field along the x direction in terms of the factor $\cos\theta = x/r$, where $r = \sqrt{x^2 + y^2}$. Then, the total gravity strength at point “O” is given by

$$g = 2\pi\rho G \int_0^{x_1} \int_0^y \frac{xy}{r^3} dx dy. \quad (3)$$

More explicitly, we have

$$g = 2\pi\rho G \int_0^{x_1} dx(1 - x/r) \equiv \int_0^{x_1} dx F[x, y(x)]. \quad (4)$$

The total mass of the object can also be calculated, giving

$$M = \pi\rho \int_0^{x_1} dx y^2 \equiv \int_0^{x_1} dx \Phi[x, y(x)]. \quad (5)$$

In our setup, the total mass is a fixed number. Thus our problem reduces to find the function $f(x)$ that generates the maximum g in (4) while keeping the mass (5) fixed.

Based on the variational principle [3], we adopt the Lagrange multiplier method and define a new functional:

$$H = F + \lambda\Phi, \quad (6)$$

where λ is the Lagrangian multiplier. The Euler-Lagrange equation, $H_y - \frac{d}{dx}(H_{y'}) = 0$, gives:

$$\frac{x}{(x^2 + y^2)^{3/2}} = -\frac{\lambda}{G}. \quad (7)$$

Note that this equation determines the shape of the object, namely $y = f(x)$, as shown in Fig. 2.

The parameter λ can be determined by the constraint equation Eq. (5). Substituting the shape function Eq. (7) into Eq. (5), together with the boundary condition $y(x_1) = 0$ which gives $x_1 = (-G/\lambda)^{1/2}$, we find

$$\lambda = -G \left(\frac{4\pi\rho}{15M} \right)^{2/3}. \quad (8)$$

Accordingly, the maximum gravity (strength) at point “O” can be integrated, giving

$$g_{\max} = \frac{4}{5}\pi\rho G \left(\frac{15M}{4\pi\rho} \right)^{1/3}. \quad (9)$$

It is instructive to compare the result with some other shapes. In Fig. 3, we compare this result with two examples of shapes that admit local maxima. In Fig. 4, we consider deforming the object by introducing a parameter a

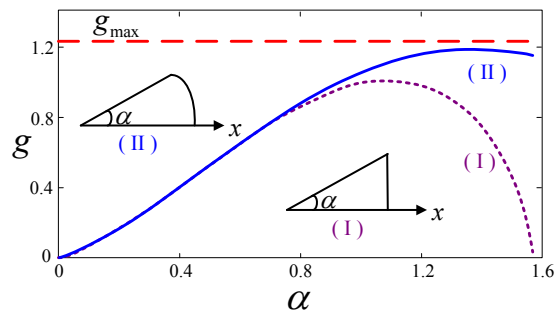


FIG. 3: (color online) Comparison of the maximum gravity g_{\max} , given by Eq. (9), with results from two other restricted shapes as shown in the inset, by rotating a “triangle” (I) and a “sector” (II) around the x -axis. For these two shapes, under the mass constraint condition, we change the angle α to show the resulted gravity at the origin. Indeed, we see that g_{\max} is the optimal one. In the plots, g has been scaled by $G(\pi^2\rho^2M)^{1/3}$.

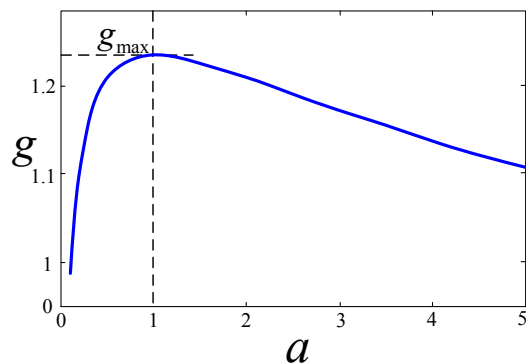


FIG. 4: (color online) Plot for showing the optimal condition by deforming the object as $x(ax^2 + y^2)^{-3/2} = -\lambda/G$, which deviates from the optimal solution Eq. (7) via $a \neq 1$. Similar as in Fig. 3, g has been scaled by $G(\pi^2\rho^2M)^{1/3}$.

so that the shape is now described by $x(ax^2 + y^2)^{-3/2} = -\lambda/G$. The shape deviates from the optimal solution Eq. (7) via $a \neq 1$. In both plots we see that Eq. (7) *does* give the optimal solution.

The shape function Eq. (7) can be re-expressed more compactly as

$$\cos\theta/R^2 = \text{const}, \quad (10)$$

where R is the distance from the origin “O” to the *surface* point of the object at the angle θ . We may characterize this elegant result in more “physical” conceptual way: any mass element unit on the object surface contributes equally to the gravity field at the origin “O” along the rotational symmetry axis.

Two-Dimensional Space.— As an interesting comparison, we consider now the 2-D space where the gravity strength is proportional to $1/r$. Using also Fig. 2 but

without rotating around the x axis, we express the gravity strength at the origin and the mass constraint condition as:

$$g = \int_0^{x_1} \int_0^y G \rho \frac{\cos \theta}{r} dx dy = G \rho \int_0^{x_1} \arctan \frac{y}{x} dx$$

$$\equiv \int_0^{x_1} F[x, y(x)] dx, \quad (11)$$

$$M = \int_0^{x_1} \rho y dx \equiv \int_0^{x_1} \Phi[x, y(x)] dx. \quad (12)$$

Applying the Lagrange multiplier method [3], we introduce the auxiliary functional $H = F + \lambda \Phi$. Then, with respect to $H[x, y(x)]$, the Euler-Lagrange equation gives

$$G \frac{x}{x^2 + y^2} + \lambda = 0, \quad (13)$$

or in a more compact form,

$$\frac{\cos \theta}{R} = -\frac{\lambda}{G}. \quad (14)$$

Here we use R to denote the point on the surface of the object. The Lagrange multiplier λ can be easily determined from the mass constraint, as done in the 3-D case.

Eq. (14) tells us that a *circular disk* is the optimal shape of the object in 2-D space under the constrained condition. This result happens to agree with the naive expectation that the most symmetric shape is optimal. However, the 3-D example demonstrated that this does not generalize to other dimensions.

Arbitrary n -Dimensional Space.— We now consider the case in n dimensions. For an intuitive purpose, we refer again to Fig. 2. In the n -dimensional space, the rotating “circle” in Fig. 2 corresponds to an $(n - 2)$ -dimensional sphere, thus the mass element reads $dM = \rho(\Omega y^{n-2}) dx dy$. Here we have denoted the volume factor

of the $(n - 2)$ -dimensional sphere by $\Omega \equiv \pi^{n/2-1}/\Gamma(\frac{n}{2})$, where $\Gamma(\bullet)$ is the Gamma function. Also, in the n -dimensional space, the gravity strength is proportional to $1/r^{n-1}$. Then, from the gravity strength at the origin $g = \int_0^{x_1} \int_0^y dM G \cos \theta / r^{n-1}$, and the mass constraint $M = \int_0^{x_1} \int_0^y dM$, we extract two functionals as

$$F[x, y(x)] = G \rho \Omega \int_0^y dy x y^{n-2} / r^n, \quad (15)$$

$$\Phi[x, y(x)] = \rho \Omega \int_0^y dy y^{n-2}. \quad (16)$$

As in the earlier 3-D and 2-D examples, we introduce $H = F + \lambda \Phi$ and apply the Euler-Lagrange equation [3]. We find

$$G \left(\frac{x y^{n-2}}{R^n} \right) + \lambda y^{n-2} = 0, \quad (17)$$

where, as in the above, R (not r) denotes the distance of the surface point to the origin. From this equation we obtain

$$\frac{x}{R^n} = -\frac{\lambda}{G} \quad \text{or} \quad \frac{\cos \theta}{R^{n-1}} = -\frac{\lambda}{G}. \quad (18)$$

Inserting this result into the mass constraint condition, the multiplier λ can be determined.

The elegant formula Eq. (18) generalizes our previous three- and two-dimensional results to arbitrary dimensions. As we find, it continues to hold the simple “physical” picture: any mass element unit on the shape surface contributes equally to the gravity field at the origin, projected onto the direction of the axial symmetric axis.

Acknowledgments.— The authors are grateful to Hong Lü for introducing the problem, to Xin-Qi Li for helpful discussions and to Luting Xu for technical assistance. This work was supported by the Undergraduate Student Training Project of Beijing Normal University.

[1] Isaac Newton: Proposition 75, Theorem 35 on p.956 in *The Principia: Mathematical Principles of Natural Philosophy*, translated by I. B. Cohen and A. Whitman (University of California Press, 1999).

[2] J. D. Jackson, *Classical Electrodynamics* (3rd Edition,

University of California Press, 1999).

[3] M. Struwe, *Variational Methods* (2nd ed., New York, Springer-Verlag 1996)