

Convex Hull for Probabilistic Points

F. Betul Atalay

Sorelle A. Friedler

Dianna Xu

Dept. of Computer Science
Saint Joseph's University
5600 City Avenue
Philadelphia, PA 19131, USA
fatalay@sju.edu

Dept. of Computer Science
Haverford College
370 W. Lancaster Avenue
Haverford, PA 19041, USA
sorelle@cs.haverford.edu

Dept. of Computer Science
Bryn Mawr College
101 N. Merion Avenue
Bryn Mawr, PA 19010, USA
dxu@cs.brynmawr.edu

Abstract

We introduce an $O(n \log n)$ time algorithm for the convex hull problem on points with locations determined by a continuous probability distribution. Such probabilistic points are common in applied settings such as location-based services using machine learning determined locations. Our algorithm finds the convex hull of such points to precision within some expected correctness determined by a user-given confidence value ϕ . In order to precisely explain how correct the resulting structure is, we introduce a new certificate error model for calculating and understanding approximate geometric error based on the fundamental properties of a geometric structure. We show that this new error model implies correctness under a robust statistical error model, in which each point lies within the hull with probability at least ϕ , for the convex hull problem.

We additionally show that the error model that we introduce, which is based on certificates of the type used in kinetic data structures (KDS), allows for a translation of the KDS framework to this probabilistic points setting. We thus introduce a framework for calculating and maintaining geometric structures on moving objects, even when the precise location of those objects is known only probabilistically. Our framework maintains the geometric structures to within approximate correctness based on our new certificate error model. We show that, under our translation, *any* existing KDS is approximately correct and is efficient or close to efficient.

1 Introduction

The *Convex Hull Problem* is the problem of determining a minimum convex bounding polygon that covers n points in the Euclidean plane. This problem is a classically studied problem in computational geometry, with well known solutions including Graham's scan and a divide and conquer algorithm (both take $O(n \log n)$ time) [8]. In this paper we are interested in approximately computing and maintaining the convex hull for a finite set of points whose locations are given by some probability distribution, as is often the case when machine learning algorithms are used to predict the point locations [12].

Approximate correctness of a geometric structure has been considered under a number of different models, including interpretations where the structure is considered to be fully correct some percentage of time or where it is considered to be partially correct every time the algorithm is run. We are most interested in this second interpretation, within which partial correctness has been considered under the absolute error model [7], the relative error model [3], and the robust error model [17]. Within the *absolute error model* a structure is considered to be correct up

to some given fixed error bound ε that is constant for any set of points [7]. Under the *relative error model* a structure is considered to be correct up to some percentage based on the geometric structure [3]. The *robust error model* is a per-point error model under which a structure is correct based on the percentage of points which are correct [17]. We will compare the error model we introduce to this robust error model.

While classical computational geometry assumes exact knowledge of point location, goals of relaxing such assumptions have spurred several recent papers. Loeffler and Kreveld [15] have considered approximate convex hulls under an imprecise point setting, where exact point location is unknown within a region but guaranteed not to be outside of it. They consider the convex hull under multiple variants of the relative error model and achieve running times that range from $O(n \log n)$ to $O(n^{13})$. When considering approximate nearest neighbor searching, a model where points are described as probability distributions over their possible locations has also been considered [1]. This latter model of point location, commonly used in application domains, is the same as the one we use here. The convex hull problem has been considered within the discrete version of this point location model (where the distributions are discrete) by Agarwal *et. al.* [2]. They consider approximate correctness of the hull under a robust error model in which the goal is to find the intersection of all convex sets for which each point has at least a probability ϕ of being within the hull. They achieve a running time of $O(m \log^3 m)$, where m is the number of possible point locations in their discrete distributions. We improve this to $O(n \log n)$, where n is the number of points, under the same error model but with continuous distributions and expected correctness.

It is interesting to examine how this work can be extended to hold in a motion context. In order to incorporate this probabilistic understanding of motion into a framework, we start with kinetic data structures (KDS), the motion framework that has gained the most traction within the computational geometry community [11]. KDS assumes that each point has a defined trajectory for the duration of the algorithm given in the form of a bounded degree polynomial curve over space and time known exactly at the beginning of the algorithm. The goal of KDS is to maintain some geometric structure as points move.

While the KDS framework has been extremely successful and has been applied to many geometric structures [11], it presents many issues in handling real-world motion and experimental data. Foremost among these is the limiting assumption that points follow predetermined trajectories, which necessitates exact and advance motion knowledge. This assumption also prevents the KDS framework from being used in an online manner.

In an effort to address the issue of point motion needing to be known in advance, Gao, Guibas, and Nguyen considered the *blackbox displacement model* which updated the KDS structure at discrete time intervals under the assumption that each point's displacement within that interval was small [10]. Recently, de Berg, Roeloffzen, and Speckmann extended this idea to a *black-box model* in which there is also an upper bound on the density of the point set at any time. Analysis is done in terms of the number of structural changes made per time step [9]. Both of these models assume discrete time steps and thus lose the advantages of the KDS framework's ability to only handle updates to the geometric structure when they are required and pay a corresponding efficiency cost in cases when the motion is predictable.

Here, we are interested in creating a framework that similarly assumes limited knowledge of point motion in advance, but importantly allows the geometric structure to be updated only when we predict that the update is required. The tradeoff will be that the structure will be maintained approximately instead of exactly. We define approximate correctness of a geometric structure to mean that a structure is considered partially correct at all times, and thereby introduce a translation of KDS into a probabilistic framework.

1.1 Results

We introduce an $O(n \log n)$ algorithm for calculating the convex hull on a set of probabilistic points under continuous distributions. Our solution is approximately correct under a robust error model with the correctness taken in expectation, so that each point has a probability of at least ϕ of being within the hull, for a parameter ϕ . The best previous result calculates the convex hull algorithm under the same error model, but not in expectation, with a running time of $O(m \log^3 m)$ where m is the number of possible point locations over a discrete distribution [2]. Ours is the first solution to hold for probabilistic points with a continuous location probability distribution.

Notably, we achieve these results not by introducing a new algorithm, but by introducing a new error model and associated analysis of the standard divide and conquer algorithm for calculating the convex hull via its upper envelope in the dual space [8]. Thus, we believe that this error model and techniques hold independent interest. We introduce a *certificate error model* in which a structure is considered ϕ -correct if each Boolean certificate used to calculate the structure is correct with probability at least ϕ . We will show that approximate correctness under the certificate error model implies approximate correctness under the robust error model for the convex hull.

We introduce *probabilistic kinetic data structures* (PKDS), a modification of *kinetic data structures* (KDS) that operates under probabilistic knowledge of point motion. Using this framework, we give efficient or close to efficient solutions for all problems that already have KDS certificate solutions. This, thus, includes a solution for the convex hull of moving probabilistic points.

In summary, the rest of this paper will show the following main results:

1. We introduce a certificate error model guaranteeing that each certificate is correct with probability ϕ , and a proof that the robust error model is implied by this new error model for the convex hull problem. (See Sections 3 and 4.)
2. We give an $O(n \log n)$ algorithm to calculate the convex hull for probabilistic points. Our solution is approximately correct in expectation under a robust error model guaranteeing that each point is within the hull with probability at least ϕ . (See Section 4.)
3. We introduce a probabilistic kinetic data structure that uses a motion model to maintain a geometric structure to within a requested user-given confidence value. (See Section 5.)
4. We prove that the probabilistic kinetic data structure translation from a kinetic data structure is efficient or close to efficient and approximately correct under our certificate-based error model based. Significantly, this means that any existing KDS is efficient or close to efficient under this probabilistic framework. (See Section 6.)

2 Preliminaries

Next, we more precisely define our inputs and assumptions.

2.1 Probabilistic Points

Given a set P of n probabilistic points in \mathbb{R}^d , we define a *probabilistic point* $p_j \in P$ such that $p_j = (D_j, v_j)$ where D_j is a continuous probability distribution over its possible locations and v_j is an *expected value* that is the most likely location for the point p_j given distribution

D_j . $D_j = \{x \in \mathbb{R}^d | D_j^{pdf}(x) > 0\}$ is the positive region of the probability density function $D_j^{pdf} : \mathbb{R}^d \rightarrow \{y \in \mathbb{R} | y \geq 0\}$. We assume that the region D_j is bounded. Let $\beta_j(\phi, D_j) \subset \mathbb{R}^d$ be the *boundary region* of point p_j defined as the minimum convex set such that p_j is within the region with probability ϕ , i.e., $\int_{x \in \beta_j(\phi, D_j)} D_j^{pdf}(x) dx \geq \phi$. $\phi \in [0, 1]$ is a user-given confidence value,

and $\Phi = 100 \cdot \phi$ is ϕ in percent form. We assume that $\beta_j(\phi, D_j)$ can be calculated in $O(1)$ time. For example, in the case of a Gaussian distribution, $\beta_j(\phi, D_j)$ is the truncated Gaussian (see Figure 1).

For the remainder of this paper we will refer to these probabilistic points $p_j = (D_j, v_j)$ simply as *points*. Within a machine learning context, these points would be generated by a *model* $M(j, E) \rightarrow p_j$ that, when given a point identity and environmental data, would return the probabilistic point. More details about models that satisfy our assumptions can be found in a survey of location models [12].

2.2 Certificates

Given a set of probabilistic points, we develop a framework that approximately maintains a geometric structure G up to some expected correctness. We define a set of certificates $C = \{c_1, \dots, c_{|C|}\}$ that guarantee local geometric relationships crucial to the correctness of the entire structure. C can be considered a *proof* of the correctness of G . These certificates are inspired by those typically maintained in classic kinetic data structure (KDS) settings [5]. A *certificate* is a Boolean function $c_i : P_i \rightarrow \{\text{True}, \text{False}\}$ operating on a set of points $P_i \subset P$. A set of certificates C must satisfy the following local geometric properties.

Property 1 (Locality). For all points $p_j \in P$, $|\{P_i | p_j \in P_i \text{ and } c_i(P_i) \in C\}|$ is $O(\text{polylog } n)$ or $O(n^\epsilon)$ for arbitrarily small values of ϵ .

Property 2 (Compactness). $|C|$ is $O(n \text{polylog } n)$ or $O(n^{1+\epsilon})$ for arbitrarily small ϵ .

Property 3 (Exclusivity). $|P_i| \leq k$ for all $c_i(P_i) \in C$, $P_i \subset P$, and small constant k .

Locality and compactness are both required within the KDS framework explicitly and exclusivity is also generally assumed [5]. Thus, we can draw on a large body of existing work defining certificates for a wide variety of problems. (For a useful survey, see [11]). Notably, these certificates can be thought of as certifying the steps of certain locally constrained algorithms and incrementally constructed problem solutions. Divide and conquer algorithms often make good candidates for such problem certification mechanisms; Each decision in the merge process constitutes a certificate.

We add to the KDS understanding of certificates to take into account the probabilistic nature of the points.

Definition 1 (ϕ -correct certificate). A certificate c_i for which $Pr[c_i(P_i) = \text{True}] \geq \phi$.

For example, a simple certificate *above*(P_i) defined on $P_i = \{p_1, p_2\}$ could certify that p_1 is above p_2 with probability at least ϕ . (See Section 3 for a more extensive example of a problem



Figure 1: A Google Maps screenshot showing an example probabilistic point p_j under a Gaussian distribution D_j where the central blue dot is v_j and the lighter blue circle is its associated $\beta_j(\phi, D_j)$.

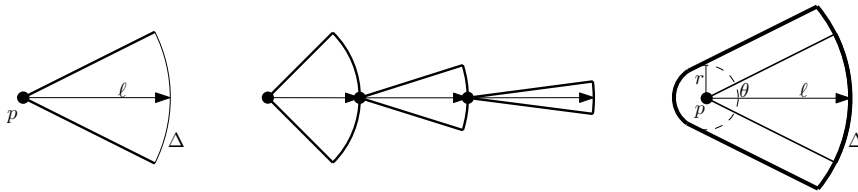


Figure 2: Left: A single pie slice showing the predicted direction (implying a linear trajectory) with highest confidence ℓ beginning from the current position p and continuing for as long as the model is confident until time Δ . Center: The improving predicted pie slices from a model as a point with a linear trajectory moves from left to right. Right: The full pie slice when position uncertainty is taken into account.

using such certificates.) If all certificates are ϕ -correct for $\phi = 1$, then G has been correctly calculated. The main motivation of this paper, which we will develop further in the coming sections, is considering the correctness for values of $\phi < 1$.

Given knowledge of $\beta(P_i) = \{\beta_j(\phi, D_j) | p_j \in P_i\}$, it's desirable to determine the correctness of certificate $c_i(P_i)$. ϕ^k -correctness can be achieved by creating certificates $c'_i(P_i)$ such that $c'_i(P_i) = \text{False}$ if there exist a set of possible point locations $P'_i = \{p'_j \in \beta_j(\phi, D_j) | \beta_j(\phi, D_j) \in \beta(P_i)\}$ for which $c_i(P'_i) = \text{False}$. This can be easily improved to ϕ -correctness by determining $\beta_j(\phi^{1/k}, D_j)$ instead. However, this is a conservative lower bound on the correctness of the certificate. In the example certificate *above*(P_i) given above, we would be guaranteeing that p_1 is above p_2 and that $\beta_1(\phi, D_1)$ does not intersect $\beta_2(\phi, D_2)$. Instead, we could calculate directly the probability that p_1 is above p_2 and set *above'*(P_i) = **False** only when that probability drops below ϕ . This guarantees that *above'*(P_i) is ϕ -correct.

2.3 Motion

As in the static context, we will assume that we are given probabilistic points, but with added direction and time decay information. For the motion results only, we will also assume that the distribution is Gaussian. Precisely, a *moving probabilistic point* $p_j = (D_j, T_j, B_j)$ where D_j is the distribution for the point's current location, T_j is the distribution over time (i.e. the decay) in the confidence of that location, and B_j is the distribution for the point's current bearing. Assuming that all of these distributions are Gaussian and that we're working with the truncated Gaussian for confidence ϕ , we can represent a moving probabilistic point as the boundary of the Minkowski sum of $\beta_j(\phi, D_j)$, $\beta_j(\phi, T_j)$, and $\beta_j(\phi, B_j)$, which we will refer to as $\beta_j(\phi, D_j, T_j, B_j)$ or simply the point's *pie slice* (see Figure 2). As in the static case, this boundary has at least a ϕ probability of containing the point at any time, and a machine learning *model* $M(j, E) \rightarrow p_j$ can return p_j when queried with the point identity and surrounding environmental information. We also assume that the model takes history into account so that it becomes more accurate as the motion is highly predictable over time.

Certificates in this context guarantee the geometric structure at a specific time t , i.e., $c_i: (P_i, t) \rightarrow \{\text{True}, \text{False}\}$. Point trajectories are used to calculate the time in the future when a certificate may fail; these times are called *events*. All precomputed events for the life of the algorithm are placed in a priority queue keyed by time. The repair process triggered by these events depends on the certificate type being repaired for the specific problem. After an event and certificate repair, the geometric structure maintained is again valid. For more details on KDS, see [11]. We will come back to motion in our context in Section 5.

3 Certificate Error Model

In this section, we introduce a new error model and compare it to the robust error model on one example problem for the purposes of illustration. Before introducing our error model, we must note that certificates may be **True**, but not *correct*, since the certificate guarantees are probabilistic. Correctness in this context refers to the true point location.

Definition 2 (ϕ -correct within the certificate error model). Given a set of certificates C guaranteeing a geometric structure, for all $c_i \in C$, $Pr[c_i = \text{True}] \geq \phi$.

Here, we begin with an example problem that demonstrates the value and structure of the certificate error model without the complexity of the convex hull certificates that will be described in Section 4.

3.1 1D Maximum Certificates

The *1D Maximum Problem* is the problem of determining the moving one-dimensional point which currently has the maximum value when given a set of n such points. We will assume for ease of presentation that these points are in general position, i.e. that no two points have the same value. We will use the same certificates as used for the KDS solution to this problem, which relies on a max heap that maintains the full ordering of the points. The $n - 1$ certificates guarantee the parent-child relationships in the heap [5]. The exact answer to the problem is the single point of maximum value.

For example, consider the max heap shown in Figure 3 maintaining probabilistic points m, p, q, r and s . There are four certificates: $above(m, p)$, $above(p, q)$, $above(p, r)$ and $above(m, s)$ associated with this heap. Recall that $above(p, q)$ certifies that $p > q$ with probability at least ϕ . The expected values v_p at which these points are believed to be are shown within each node. However, the true value of a point may differ from what is believed, which may cause a certificate to be incorrect. For example, if point q has a true value of 12, it makes the certificate $above(p, q)$ false. Moreover, as in this case, an incorrect certificate may mean that q 's real value (12) is higher than the maximum given by the heap (10).

Under the *robust error model*, more commonly known as a robust statistical estimator, a structure is robust to outliers up to some breakdown point [17].

Definition 3 (1D Maximum Problem: ϕ -correct within the robust error model). For a point set P with n points, the returned maximum point \mathbf{max} is such that

$$|\{p \in P \mid p \leq \mathbf{max}\}| \geq \phi \cdot n .$$

If, for all points $p \in P$, $Pr[p \leq \mathbf{max}] \geq \phi$ then by linearity of expectations, expected ϕ -correctness is implied. We will thus proceed with the probabilistic version of the definition.

3.2 1D Maximum Error Model Correctness

Theorem 3.1 (1D Maximum Problem: Certificate error model implies robust error model). *Given a max heap with certificate set C , points P , and returned maximum point \mathbf{max} , if for all $c_i \in C$, $Pr[c_i = \text{True}] \geq \phi$ then $\sum_{p \in P} Pr[p \leq \mathbf{max}] \geq \phi \cdot n$.*

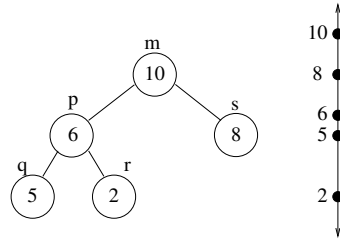


Figure 3: Max-heap for the 1D Maximum problem.

Before we prove this theorem, we will consider a worst case example to explain the error model in greater detail. Suppose that point $\max = m$ in Figure 3 is in fact at value 1. Then only the certificates $above(m, p)$ and $above(m, s)$ are invalid, but the point m is in fact the minimum point. However, since we guarantee only that each point is below the maximum with ϕ probability in order to obtain ϕ -correctness, this low probability event is not a counterexample. To see why, consider this case from the point of view of every non-maximum point p in the heap. $Pr[p > \max] < 1 - \phi$, since each point has a $1 - \phi$ probability that it's above its parent and this probability compounds as we follow the path to the root. The \max of course has $Pr[\max \leq \max] \geq \phi$. So $\sum_{p \in P} Pr[p \leq \max] \geq \phi \cdot n$, so this example is ϕ -correct under the robust error model. This worst case happens with probability $(1 - \phi)^n$. We now prove the general case.

Proof. Let $above(p, q)$ be a certificate guaranteeing that $p > q$ for parent point p and child point q with values v_p and v_q , respectively. If $above(p, q)$ is incorrect, then one of the points is not at the value we believed and so $p < q$ for the true values of v'_p and v'_q associated with p and q respectively. (Note that our general position assumption allows us to ignore the issue of if v_p and v_q are equal.) Each incorrect certificate can cause at most one point to be greater than the heap's maximum point. Since the heap is ϕ -correct under the certificate error model, we expect $100 - \Phi$ percent of the certificates to be incorrect. There are $n - 1$ certificates in the heap. Each of these will cause at most one point to be greater than the maximum, so at most $(1 - \phi)(n - 1)$ points will be above the maximum point given by the heap. Thus, we expect that the reported maximum point will be within the top $100 - \Phi$ percent of the points and so the result is expected to be ϕ -correct under the robust error model. \square

4 Convex Hull

Recall that the convex hull is defined as the smallest convex region containing a set of points. In order to determine certificates that guarantee a solution to this problem, we turn to the KDS definition of convex hull certificates. The KDS solution for this problem makes use of a divide and conquer algorithm to find the upper envelope in the dual setting, where a point (a, b) is represented by the line $y = ax + b$ [4]. Since our analysis will also rely on certificates, we will make use of this algorithm as well. We describe it briefly here.

We focus only on the upper envelope of dual lines: the lower envelope computation is symmetric. To find the upper envelope of a set of lines, the lines are partitioned into two subsets of roughly equal size, their upper envelopes are computed recursively, and then the two resulting upper envelopes—let them be called red and blue—are merged. The merge step is performed by sweeping a vertical line through all of the vertices of the red and blue upper envelopes, from left to right. As the line sweeps, the most recently encountered red and blue vertices are maintained. When a red (blue) vertex is encountered, the algorithm determines if the vertex is above or below the edge following the last encountered blue (red) vertex. If it is above, that vertex is added to the merged upper envelope. If it is a different color than the last added vertex, that means the red and blue envelopes have crossed, and the intersection point is also added to the merged upper envelope.

The comparisons done during the merge step lead to certificates proving (i) the x-ordering of the vertices and (ii) the y-ordering of a vertex with respect to an edge. However, in order to make the KDS local—avoiding linearly many y-ordering certificates per edge—, certificates that involve comparisons between line slopes are also needed. This algorithm takes time $O(n \log n)$ [8]. We use this same algorithm and return the same points as the hull, so our algorithm also takes time $O(n \log n)$. However, our certificates are ϕ -correct, so we will need to more carefully consider the correctness of the resulting hull.

We will consider correctness of the hull under the robust error model which states that the convex hull is ϕ -correct if at least Φ percent of the points are contained within the hull.

Definition 4 (Convex Hull: ϕ -correct within the robust error model). Given a set of n points P and its set of points H on the convex hull, where \mathcal{H} is the associated hull region,

$$|\{p \in P \mid p \in \mathcal{H}\}| \geq \phi \cdot n .$$

This is a restatement of an idea Tukey referred to as “peeling” in which some number or percentage of outlying points are iteratively deleted and the convex hull is computed on the remaining points [13]. This robust error model is implied by Agarwal *et al.*’s definition of a ϕ -hull [2]: the intersection of all convex sets that are ϕ -dense such that each point has at least a ϕ probability of being within the hull. For continuous distributions a set $C \subset \mathbb{R}^2$ is ϕ -dense if $\int_{x \in C} D_{pdf}^j(x) dx \geq \phi$ for each point p_j where $1 \leq j \leq n$. Our proof makes use of the implication from a ϕ -hull to expected ϕ -correctness under the robust model. Thus, our results also guarantee a ϕ -hull.

The certificate error model remains the same: a convex hull is ϕ -correct if each certificate is ϕ -correct.

4.1 Convex Hull Certificates

In a tree, we keep track of all levels of the divide and conquer algorithm’s merge step and certify the properties that determine each choice in the merge of two recursively determined upper envelope chains [5]. The certificates, as presented in [5], come in groups within which all certificates are dependent on each other. That is, the invalidation of any one certificate invalidates all other certificates in that group, and the existence of any one certificate implies the existence of all other certificates in the group. For simplicity of presentation, we will refer to these groups as certificates themselves. These certificates are *tangent certificates* between an edge in one chain that is below a vertex in the merging chain and the two vertex adjacent edges that its slope is between, *chain intersection certificates* between intersecting edges from different chains, and *diverging certificates* between two edges in different chains with slopes that guarantee they will never intersect (see Figure 4). Diverging and tangent certificates represent the two ways in which an edge will not be involved in the resulting upper envelope while intersection certificates represent a merge point of the two chains. For more precise details defining these certificates see [5]. One assumption implicit in the presentation of these certificates and in the statement of the original divide and conquer algorithm is that the points are in general position, i.e., no two lines in the dual setting are parallel. We make the same assumption.

4.2 Convex Hull Error Model Correctness

Theorem 4.1 (Convex Hull: Certificate error model implies robust error model). *Given a set of certificates C certifying a convex hull solution for points P , with returned set of probabilistic points H that make up the hull, where \mathcal{H} is the associated hull region,*

$$\text{if } \forall_{c_i \in C} Pr [c_i = \text{True}] \geq \phi \text{ then } \sum_{p \in P} Pr [p \in \mathcal{H}] \geq \phi \cdot n .$$

In order to reason about the certificate correctness of the convex hull, we will first need to understand the properties of these certificates in more detail. We will say that a point p has been *excluded* from the convex hull by some certificate when believing that certificate’s false assertion causes p to be outside of the resulting convex hull. Note that if a certificate incorrectly causes

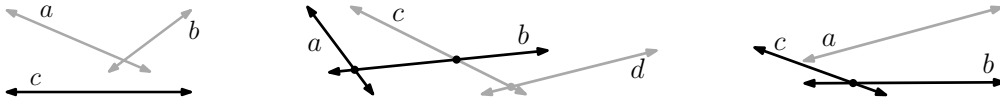


Figure 4: Convex hull certificates in the dual setting showing all lines that are involved in each certificate. The two chains involved in the merge are shown in different colors - one chain in grey and the other in black. Left: Tangent certificates guarantee that line c is below the vertex ab and that the slope of line c is greater than the slope of a and less than the slope of b . Center: Intersection certificates guarantee that the vertex ab is to the left of vertex cd and below line c and that vertex cd is to the right of vertex ab and below line b . Right: Diverging certificates guarantee that b 's slope is less than the slope of line a and that the vertex cb is below line a . The diverging certificate above is shown only for the right side of the chain, a left side diverging certificate guarantees analogous information for the mirror image.

p to be *on* the convex hull, p has not been excluded. We will call the tree of certificates that show the choices in the divide and conquer convex hull algorithm the *merge tree*. Recall from [5] and [4] that the leaf nodes of the merge tree are single lines and the root node contains all line segments determining the resulting upper envelope. Here, we consider the levels of the merge tree in which a single point (a line in the dual setting) participates.

Lemma 4.1. *Each point $p \in P$ with associated dual line ℓ can only be excluded from the convex hull by an incorrect certificate in the highest level L of the merge tree in which ℓ participates.*

Proof. Suppose there is an incorrect certificate that involves ℓ in some level L' below level L . Despite this incorrect certificate, ℓ advanced to level $L' + 1 \leq L$, so ℓ was found to be on the upper envelope for all lines in its subtree at level L' . Points reported as on the convex hull (lines in the upper envelope in the dual setting) have not been excluded from the hull. So as long as ℓ advances to some level above L' , incorrect certificates in level L' can not exclude ℓ . So ℓ can only be excluded from the convex hull by an incorrect certificate that keeps it from being reported on the convex hull. This level is, by construction of the merge tree, the highest level at which ℓ participates in the merge tree. \square

Next, we examine the properties of certificates from a single line's point of view.

Lemma 4.2. *Each point $p \in P$ with associated dual line ℓ can be excluded from the convex hull by at most one certificate when considering a single level L of the merge tree.*

Proof. First, we consider which lines have the potential to be excluded from the hull for each type of certificate. Referring to the line labels of Figure 4, note that only c may be excluded by an incorrect tangent certificate, a or d may be excluded due to an incorrect intersection certificate, and only b may be excluded by an incorrect diverging certificate, since these are the lines not believed to be on the hull. Note also that some of the lines in these certificates (a and d in the intersection certificates and c in the diverging certificates) only contribute a vertex to the geometric relationship being guaranteed between the lines. We will say that such lines *participate as a vertex* in the certificate, while the other lines will be said to *participate as a line*.

Suppose that ℓ takes the role of c in the tangent certificate: we will consider what other certificates ℓ could participate in. Since ℓ already participates in one certificate as a line, it can not participate in any others as a line. That leaves participation as a vertex. Depending on the number of lines participating in the merge at this level, ℓ may have zero, one, or two endpoints contributing

to its upper envelope segment. At any existing endpoint, ℓ could participate as a vertex in a diverging certificate or an intersection certificate, but may participate in at most one certificate per vertex. For either a failing diverging or intersection certificate to exclude ℓ , the vertex of ℓ that is participating in the certificate must be above the line from the other chain (a or b as labeled for the tangent certificate). But if one of the endpoints of ℓ is above the other chain, then the tangent certificate is invalid. So for ℓ to be excluded, the tangent certificate it participates in must be invalid.

A similar analysis when ℓ takes the role of b in the diverging certificate argues that for ℓ to be excluded in that case, the diverging certificate it participates in as b must be invalid. Finally, remember that if ℓ participates as a line in an intersection certificate it can not be excluded from the hull as it is already found to be on the hull (for this level). We have considered all possible cases when ℓ participates as a line and in each of them there is a single certificate that must be wrong for ℓ to be excluded from the hull and no other certificate may exclude ℓ from the hull on its own. \square

Now we can put these lemmas together for the proof of Theorem 4.1.

Proof. By Lemmas 4.1 and 4.2 we know that each point can be excluded from the hull only by an incorrect certificate in its highest level of the merge tree and that each point has at most one certificate per level that can exclude it from the hull, so each point has at most one certificate in the whole merge tree that can exclude it. If a convex hull is ϕ -correct under the certificate error model, then each certificate has a $1 - \phi$ probability of being incorrect and thus each point not on the hull has at most a $1 - \phi$ probability of being excluded. By linearity of expectation, this means that the expected number of points outside the reported hull is at most $(1 - \phi)n$. So the convex hull is expected to be ϕ -correct under the robust error model. \square

5 The PKDS Framework

We introduce a *probabilistic kinetic data structures* (PKDS) framework that is an extension of the traditional kinetic data structures (KDS) framework for moving data. The main modification we make to KDS is that of receiving point location updates via a probabilistic model instead of in terms of a function that represents the point location with certainty. This modification introduces more practical uncertainty while still allowing the creation of an efficient data structure for calculating point motion and maintaining geometric properties. We justify this efficiency in Section 6. The modifications of a specific KDS so that it operates within the PKDS framework are known as the PKDS *translation* of the original KDS. Here, we describe the PKDS framework and this translation in more detail.

5.1 The Model

Within PKDS, object motion is defined by a probabilistic *model* $M(j, E) \rightarrow p_j$ that is assumed to handle queries per-point location for the current time, given a point id j and any environmental observations E , and returning a moving probabilistic point p_j . Recall that $p_j = (D_j, T_j, B_j)$ and that we will consider the pie slice, that is, the boundary $\beta_j(\phi, D_j, T_j, B_j)$ of the Minkowski sum of the truncated Gaussian distributions (see Figure 2). We will call Δ the time until the confidence of T_j drops below ϕ and will truncate the time decay Gaussian at time Δ . Thus, the pie slice will cover Φ percent of the point location's probability distribution at any time. While we will consider the interactions of pie slices, we will continue to only maintain points (i.e., we will implicitly maintain the boundary of the pie slices and not the regions) for the purposes of maintaining certificates.

We assume that queries to the model are fast enough that they can be made frequently, but not so fast that it would make sense to continuously query for their predicted position. Precisely, we assume the model answers a query in time $O(\text{polylog } n)$, where n is the number of points. This assumption is borne out by machine learning models such as decision trees which take time that is polylogarithmic to make predictions [6]¹ or Kalman filters which take constant time per point prediction [18]. We also assume that the model takes history into account, so that it becomes more accurate as the motion is highly predictable over time. For example, if a point was moving in a straight line for a long time, we would expect the predicted pie slices to narrow and lengthen, indicating higher certainty that the point would continue moving in a straight line (see Figure 2). More details about models that satisfy our assumptions can be found in this survey [12].

5.2 Certificates, Time Events, and Structural Events

Given the per-point model predictions, the framework must determine if and when it expects the geometric structure it is maintaining needs to be updated. Recall from Section 2.2 that PKDS assumes that certificates do not represent perfect guarantees, but rather a probability of ϕ that the certificate relationship $c_i(P_i, t)$ is true at time t . We begin with a definition of events that holds under both frameworks. For notational ease, let T be the total time left of the life of the algorithm, and assume that as time advances, the current time is always considered to be 0.

Definition 5 (Event). The time at which a specific certificate c_i fails.

$$e(c_i) = \min_{t \in (0, T]} \{c_i(P_i, t) = \text{False}\} .$$

Within the KDS framework, certificates only guarantee geometric structure. Within PKDS, because the model's understanding of point location and direction decays with time, certificates also verify that the model's most recent point prediction information, represented by the pie slice, is still valid. Time-specific certificates and events are thus added.

Definition 6 (Time Certificate). A certificate c_i guaranteeing that the point location information about a single point $p_j = (D_j, T_j, B_j)$ is still valid.

$$c_i(\{p_j\}, t) = \text{True} \text{ if and only if } t \in \beta_j(\phi, T_j) .$$

Definition 7 (Time Event). The time at which a time certificate c_i fails.

$$e_{\text{time}}(c_i) = \min_{t \in (0, T]} \{c_i(\{p_j\}, t) = \text{False}\} .$$

As described earlier, $\Delta = e_{\text{time}}(c_i)$. It will be useful to distinguish time events from events indicating that the usual form of certification regarding the geometric structure may be invalid.

Definition 8 (Structural Event). The time at which a certificate c_i guaranteeing the geometric structure being maintained fails. The structural event is scheduled at the minimum time over all possible certificate failures when all possible point locations p_ℓ for the points p_j in the certified set P_i are considered, i.e.,

$$e_{\text{structure}}(c_i) = \min_{t \in (0, T]} \{c_i(\hat{P}_i, t) = \text{False}\} \text{ where } \hat{P}_i = \{p_\ell \in \beta_j(\phi, D_j, T_j = t, B_j) | p_j \in P_i\} .$$

¹While we recognize that most models would in fact be polylogarithmic in the number of observational variables considered, since this value is highly model dependent we will assume throughout that the number of points, n , is much larger than the set of the model's determining factors.

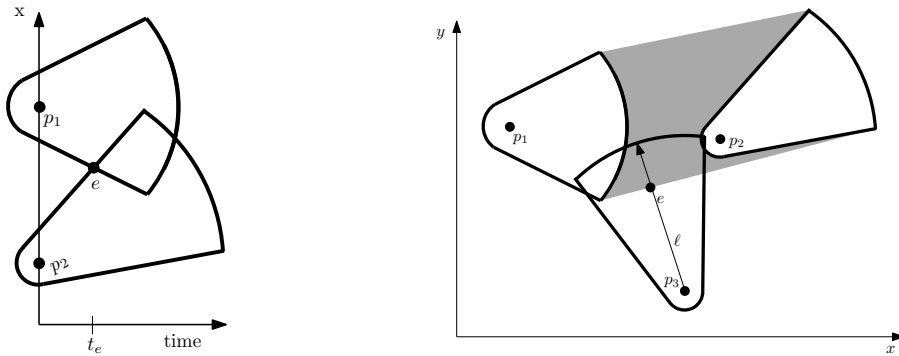


Figure 5: **Event Scheduling**. Left: An example of two points in a problem, like the 1D maximum problem, where an event is scheduled at the first possible time at which two pie slices could intersect. An event is scheduled for time t_e . Right: An example of points in a problem, like the convex hull problem, where certificate failures are determined based on intersections between a line and a point. The event's time would be the first possible time at which a line between p_1 and p_2 's pie slices (shown by the grey region) could intersect p_3 's pie slice. This is the time at which p_3 reaches e .

We will assume that it takes $O(\text{polylog } n)$ time to calculate a single structural event time. See Figure 5 for example calculations taking $O(1)$ time.

These changes necessitate changes to the KDS event calculation and certificate update procedures, since point locations are *not* known in advance for the life of the algorithm. A PKDS algorithm begins by finding the current pie slices for all points and inserting the first known event for each point into a priority queue keyed by time. At each event time, existence of a true certificate failure is determined by querying the model. Unlike KDS, because of the probabilistic nature of the motion model events may not lead to certificate failures; such events are called *candidate structural events*. True structural events and all time events then cause certificate repairs. Any certificate c_i that is repaired then has its event time $e(c_i) = \min\{e_{\text{time}}(c_i), e_{\text{structure}}(c_i)\}$ calculated and inserted into the priority queue.

We assume that the given model is appropriate for use on a specific point set and for the maintenance of a specific geometric structure. In any model, there is a minimum threshold under which the noise inherent in the model becomes large relative to the quantities being measured. We define t_{\min} to be the minimum length time interval between any two events, determined based on this noise threshold. In other words, within time t_{\min} , due to the noise of the model, no structural change is significant. We assume that models that are appropriate for use will generate at most a constant number of consecutive events that are an interval of t_{\min} apart. After this interval, we may find that a structural event has occurred, causing updates to take place at the end of this noisy interval. Similarly, we assume that there is some t_{\max} that is the maximum length time interval between any two events, determined based on the maximum predictive ability of the model due to noise. Again, models that are appropriate for use (assuming a point set that turns frequently) will generate at most a constant number of consecutive events that reach this predictive limit.

5.3 Efficiency Analysis

Let Alg be the worst case number of events that a KDS might need to process and let Opt be the worst case number of events required to maintain the combinatorial structure for some instance

of the problem being solved.

Property 4 (Efficiency). $\frac{Alg}{Opt}$ is $O(\text{polylog } n)$ or $O(n^\varepsilon)$ for arbitrarily small $\varepsilon > 0$.

Property 5 (Close to Efficiency). $\frac{Alg}{Opt}$ is $O(n^\varepsilon)$ for fixed $\varepsilon \leq \frac{1}{2}$.

A KDS is required to be efficient [11], while PKDS events must be efficient or close to efficient.

In order for this framework to be amenable to a KDS efficiency analysis, we must make some limited assumptions about the point motion being observed and its relationship to the model. While KDS requires point motion to follow polynomial curves of bounded degree, we require only that the point motion be amenable to prediction by the model, M , as defined in Section 5.1. Recall that such predictability will cause the successive pie slices to lengthen (as shown in Figure 2). For reasons that will become clear in Section 6, we would like to bound the rate at which these pie slices will lengthen under predictable motion.²

The number of time events between structural events (for a single point) generally depends on Δ , that is, how long the model can guarantee that the correctness of a prediction stays above the desired confidence value ϕ . We will assume that there are at most a constant number of allowed unpredictable changes to a point’s motion between structural events and that otherwise the point motion is predictable. This means that the time event interval lengths will increase and we will schedule fewer and fewer time events as the predictions become more confident. We assume that if the time interval length was Δ , then the next time interval length Δ' would increase at some rate such that $\Delta + t_{min} \leq \Delta' \leq 2\Delta \leq t_{max}$.

6 PKDS Translation Analysis

A PKDS is a *translation* from an existing KDS if it uses the same certificates and associated certificate repairs as the original KDS but operates in the online model-based manner described in Section 5. Here, we show that a translation retains the efficiency properties of the original KDS.

Theorem 6.1. *Given n points and some KDS that is responsive, local, compact, and efficient and for which the preprocessing time needed to determine the existence of an event within the PKDS framework is $O(\text{polylog } n)$, the PKDS translation of this KDS will be responsive, local, compact, and efficient or close to efficient and be expected ϕ^k -correct under the certificate-based error model, where k is the maximum number of points per certificate.*

Now that we have presented the model and translation, the proofs for the following lemmas (given in full in Appendix A) are straightforward. Together, they prove the theorem.

Lemma 6.1. *The PKDS translation of a KDS that calculates the existence of a single event in $O(\text{polylog } n)$ time is responsive.*

Lemma 6.2. *The PKDS translation of a KDS is local.*

Lemma 6.3. *The PKDS translation of a KDS is compact.*

Lemma 6.4. *The PKDS translation of a KDS is efficient or close to efficient.*

Sketch (full proof in Appendix A). Using the rate of lengthening, recall that $\Delta + t_{min} \leq \Delta' \leq 2\Delta \leq t_{max}$. Letting $\Delta' = 2\Delta$, we see that there are a logarithmic number of time events between structural events. Letting $\Delta' = \Delta + t_{min}$, this factor depends on a square root instead. Since this

²Unfortunately, theoretical results on computational learning efficiency focus on “learnability” and lower bounds that investigate the fundamental limitations of learning [14]. We require bounds on predictable data, which have only recently become a research interest [16], and have not yet yielded bounds applicable in our context.

is the factor increase that we require in comparison to KDS (which only processes the structural events) the translation is efficient (for $\Delta' = 2\Delta$ with a ratio of $O(\text{polylog } n)$ or $O(n^\varepsilon)$) or close to efficient (for $\Delta' = \Delta + t_{\min}$ with a ratio of $O(n^\varepsilon)$ for $\varepsilon = \frac{1}{2}$). \square

Lemma 6.5. *The PKDS translation of a KDS is expected to be ϕ^k -correct under the certificate-based error model, where k is the maximum number of points per certificate.*

Recall that by the exclusivity property, k is a small constant. For example, $k = 2$ for the 1D maximum problem and $k = 4$ for convex hull. To achieve an 80%-correct convex hull, we need $\phi^4 = 0.8$, giving $\Phi = 95\%$. 95% of all data is within two standard deviations of the mean in a Gaussian distribution and so 95% confidence intervals are standard in machine learning algorithms. Recall from Section 2.2 that we can improve this to ϕ -correctness, per-problem, by modifying the correctness of a certificate based on the underlying point distributions.

With the proof of these lemmas we have completed the proof of Theorem 6.1, showing that the PKDS translation of a KDS is appropriately efficient and approximately correct. When considered with the results of Section 4, we have shown that the PKDS translation of the Convex Hull problem is efficient and generates solutions that are approximately correct under the robust error model. Importantly, with the introduction of the PKDS framework and the efficiency analysis presented here, all that remains in order to translate other KDS solutions to a probabilistic framework is to show that future event times can be calculated in poly-logarithmic time and, if desired, that accuracy within the certificate-based error model also implies accuracy under the robust error model for the specific problem considered.

7 Conclusion

In this paper, we introduced a new way of understanding and quantifying approximate geometric correctness via our certificate error model. Accompanying this, we showed how this error model could be applied to probabilistic points of the type generated by machine learning models in the context of two problems - the 1D maximum and the convex hull problems. In this context, we gave an $O(n \log n)$ time algorithm for the convex hull on probabilistic points, with approximate correctness guaranteed under the robust error model and under this certificate error model. The strength of the certificate error model lies in its generalizability to any problem that can be stated in terms of its component Boolean properties. As shown here, these results also generalize to probabilistic points in a motion setting, since certificates are also the basis for kinetic data structure (KDS) results.

In a further analysis of the PKDS framework, it would be interesting to consider when it is appropriate to use KDS versus PKDS versus the black-box model. It seems likely that the framework appropriate for use depends on the predictability of the motion between changes in the geometric structure. Our preliminary investigations indicate that KDS is appropriate when these changes are seldom, the black-box model is best when these changes are frequent, and PKDS should be used for cases in between these extremes.

Interesting related open problems include the consideration of probabilistic points and the associated certificate error model for all other classic computational geometry problems including the Delaunay triangulation, the closest pair of points, and the calculation of kd -trees. While we were able to show that the certificate error model implies the robust error model for the problems considered here, that question remains open for these problems. It would be interesting to determine if this is a general rule that applies to any certificate-based representation of a geometric structure, as this would allow immediate solutions for all existing KDS certificate representations.

References

- [1] Pankaj K. Agarwal, Boris Aronov, Sariel Har-Peled, Jeff M. Phillips, Ke Yi, and Wuzhou Zhang. Nearest neighbor searching under uncertainty II. In *PODS*, 2013.
- [2] Pankaj K. Agarwal, Sariel Har-Peled, Subhash Suri, Hakan Yildiz, and Wuzhou Zhang. Convex hulls under uncertainty. In *Proc. of the 22nd Annual European Symposium (ESA)*, pages 37–48, 2014.
- [3] Sunil Arya and David M. Mount. Approximate range searching. *Computational Geometry: Theory and Applications*, 17(3-4):135–152, 2000.
- [4] Mikhail J. Atallah. Some dynamic computational geometry problems. In *Computers & Mathematics with Applications*, volume 11(12), pages 1171–1181, 1985.
- [5] Julien Basch and Leonidas J. Guibas. Data structures for mobile data. *J. of Algorithms*, 31(1):1–28, April 1999.
- [6] Leo Breiman, Jerome Friedman, Charles J. Stone, and R.A. Olshen. *Classification and Regression Trees*. Chapman and Hall/CRC, Monterey, CA, 1984.
- [7] Guilherme D. da Fonseca and David M Mount. Approximate range searching: The absolute model. *Computational Geometry: Theory and Applications*, 43(4):434–444, 2010.
- [8] Mark de Berg, Otfried Cheong, Marc van Kreveld, and Mark Overmars. *Computational Geometry: Algorithms and Applications*. Springer Berlin Heidelberg, 2008.
- [9] Mark de Berg, Marcel Roeloffzen, and Bettina Speckmann. Kinetic convex hulls, delaunay triangulations and connectivity structures in the black-box model. *J. of Computational Geometry*, 3(1):222–249, 2012.
- [10] Jie Gao, Leonidas J. Guibas, and An Nguyen. Deformable spanners and applications. *Computational Geometry: Theory and Applications*, 35(1):2–19, 2006.
- [11] L. Guibas. Kinetic data structures. In D. Mehta and S. Sahni, editors, *Handbook of Data Structures and Applications*, pages 23–1–23–18. Chapman and Hall/CRC, 2004.
- [12] Jeffrey Hightower and Gaetano Borriello. Location systems for ubiquitous computing. *Computer*, 34(8):57–66, 2001.
- [13] Peter J. Huber. The 1972 wald lecture robust statistics: A review. *The Annals of Mathematical Statistics*, 43:1041–1067, 1972.
- [14] Michael Kearns and Umesh Vazirani. *An Introduction to Computational Learning Theory*. MIT Press, MA, 1994.
- [15] Maarten Löffler and Marc van Kreveld. Largest and smallest convex hulls for imprecise points. *Algorithmica*, 56:235–269, 2010.
- [16] Alexander Rakhlin and Karthik Sridharan. Online learning with predictable sequences. In *Proceedings of the 2013 Conference on Learning Theory*, June 2013.
- [17] Peter J. Rousseeuw and Annick M. Leroy. *Robust Regression and Outlier Detection*. Wiley & Sons, NY, 2005.
- [18] Greg Welch and Gary Bishop. An introduction to the Kalman filter. Technical Report TR 95-041, University of North Carolina, Department of Computer Science, 1995.

A Omitted Proofs

Lemma 6.1. *The PKDS translation of a KDS that calculates the existence of a single event in $O(\text{polylog } n)$ time is responsive.*

Proof. The responsiveness of a KDS is the amount of time needed to repair a certificate in the case of a certificate failure. Since the structural events of PKDS will be the same as the original structural events in KDS, the repair time will not increase for these events. Time events will be handled by querying the model in polylogarithmic time and adding any needed future structural events or time events to the queue. Let $O(R)$ be the worst case time it takes to calculate the future occurrence of an event. Within the original KDS framework, the time for calculating events is handled by a preprocessing stage that takes time $O(R \cdot C)$ where $O(C)$ is the original KDS compactness. Within PKDS, this total time is counted as split between the responsiveness and compactness analyses, since PKDS will need to calculate future events in an online manner. So the total PKDS responsiveness is $O(R + \text{polylog } n)$. The specific value of $O(R)$ is problem-dependent, but for many problems it is reasonable to assume that this value is polylogarithmic, as we do in this framework. So for any problem which calculates the existence of a single future event in polylogarithmic time, the PKDS is responsive. \square

Lemma 6.2. *The PKDS translation of a KDS is local.*

Proof. The locality of a KDS is the number of certificates per point. Note that while we discuss each point's pie slice, we still only maintain certificates between points (not between regions). Since the structural events within PKDS are the same as the original structural events in KDS, the number of structural certificates per point will also remain the same up to some constant factor. Each point will also have an implied time certificate, which will correspond with a time event once the uncertainty about the location of the point has grown beyond the given user value for acceptable uncertainty. Since there is only one such time certificate per point, the PKDS is local. \square

Lemma 6.3. *The PKDS translation of a KDS is compact.*

Proof. The compactness of a KDS is the maximum number of certificates at any time. Similarly as with our analysis of locality, the PKDS certificates will remain the same up to some constant factor and we will add at most $O(n)$ implied time certificates since there is at most one time certificate per point, so the PKDS is compact. \square

Lemma 6.4. *The PKDS translation of a KDS is efficient or close to efficient.*

Proof. Efficiency considers the ratio of the total events processed to the worst case number of combinatorial changes to the maintained structure. The worst case number of events the PKDS will need to process is equal to the total number of time events plus the total number of structural events. However, each time a structural event is scheduled it delays the scheduling of a time event since the model is queried. In fact, for each query of the model for a single point, either some number of structural events are added or a time event is added, but never both. So the total number of events is the maximum of the total number of structural events and the total number of time events.

First, we consider the total number of time events. Let some large constant T be the bound on the total time of the life of the algorithm and N (depending on the number of points n) be the total number of structural events in the KDS solution to this problem. Suppose for the purpose

of this analysis that these N structural events are divided evenly among the n points so that each point will undergo N/n structural events over time T . Note that the assumption that the events are evenly divided is actually the worst case for this analysis, since it forces the longest possible time between real structural events. Then the average length between the structural events a point undergoes is Tn/N time.

Recall from Section 5.3 that we assume that if the time interval length between time events is Δ , then the next time interval length Δ' is dependent on Δ such that $\Delta + t_{min} \leq \Delta' \leq 2\Delta \leq t_{max}$. Looking first at the case where $\Delta' = 2\Delta$, that is, an increase rate that doubles the intervals between time events, then there are $O(\log(Tn/N))$ time events between each point's structural events. Considered over all points, this means that there are $O(n \cdot N/n \cdot \log(Tn/N)) = O(N \log(Tn/N))$ total time events. This is a logarithmic factor more than the original efficiency bound of N , so the PKDS translation is efficient. Now, looking at the case where $\Delta' = \Delta + t_{min}$, we assume that the time interval length grows linearly by t_{min} for each new time interval, so the bound that we get is $O(N\sqrt{Tn/(Nt_{min})})$ or a factor of $O(\sqrt{Tn/(Nt_{min})})$ more than the original efficiency bound of N . Note that while there is a predictive limit, t_{max} , on the time interval length between events, since this bound is only reached a constant number of consecutive times between events (i.e., before we expect the points to turn) this does not impact our efficiency bounds.

Second, we consider the structural events. Since the PKDS translation only carries out a structural event after querying for an exact location from the model, only events that were originally scheduled and carried out under the KDS will happen in the PKDS translation. Since the original KDS was efficient, the translation is as well. We also need to consider the cost of candidate structural events that are scheduled but are not carried out. While these won't incur any update costs, the model will be queried and the lack of certificate failure will need to be determined.

Following a similar analysis as for time events, we consider intervals of length Tn/N between complete structural events. Within these intervals, in the worst case the candidate structural events will become closer together until the interval reaches t_{min} . If we consider these intervals in reverse chronological order, then by the same reasoning as for the time events and since there can be at most a constant number of intervals of length t_{min} in a row, the time intervals between candidate structural events increase. So there will be $O(N \log(Tn/N))$ candidate structural events if we assume that the time intervals double between each new candidate structural event, and there will be $O(N\sqrt{Tn/(Nt_{min})})$ candidate structural events with linear increases.

Since the total number of events is the maximum of the time events and the structural events, if a doubling increase rate is assumed the number of events increases by a factor of $O(\log(Tn/N))$ in comparison to the original N KDS events, and if a linear increase rate is assumed the number of events increases by a factor of $O(\sqrt{Tn/(Nt_{min})})$. This bound should be in the form $O(n^\varepsilon)$, where ε is arbitrarily small, for the PKDS to be efficient. Since this holds for $\varepsilon = 1/2$, which is not as small as desired, we consider the PKDS to be close to efficient under linear growth. So the resulting PKDS translation of the KDS is efficient or close to efficient depending on the rate of lengthening. \square

Lemma 6.5. *The PKDS translation of a KDS is expected to be ϕ^k -correct under the certificate-based error model, where k is the maximum number of points per certificate.*

Proof. Finally, we address the issue of the quality of the resulting geometric structure. From the structure of the pie slices, we know that each point in a certificate is correct with probability ϕ . Since the points are independent, this means that each certificate guaranteeing a relationship between k points is correct with probability ϕ^k . By linearity of expectations, at any time we can expect at least ϕ^k percent of the certificates to be correct, so the structure is expected to be ϕ^k -correct. \square