

Stability of large ecosystems under climate forcing

S. Vakulenko,¹ I. Sudakov,^{2, a)} K.M. Golden,² and D. Kirievskaya²

¹⁾*ITMO University, Kronverkskiy pr., 49, St. Petersburg 197101, Russia*

²⁾*University of Utah, Department of Mathematics, 155 S 1400 E, RM 233, Salt Lake City, UT 84112, USA*

We investigate a Lotka-Volterra model for a plankton ecosystem with a single resource, self-limitation effects, and parameters depending on climate states such as temperature. Analytical investigation and numerical simulations show that the stochastic dynamics of this system exhibit strong dependence on initial parameters. A range of situations were considered, and in cases of climate dependence the ecosystem can become more stable, and coexistence of different species may occur.

Phytoplankton form a critical component of Earth's carbon cycle and thus play an important role in the climate system. Indeed, they are sensitive, leading indicators of climate change. As a key part of the global ecosystem, they influence climate feedback processes and possible tipping points. The complex plankton ecosystem has been studied in terms of internal processes within the ecosystem such as the competition for resources, conditions for chemical reactions, etc. However, recent observations have shown that climate can be a leading factor influencing ecosystem behavior. For example, phytoplankton blooms underneath the summer Arctic sea ice cover have apparently been observed only recently. Their appearance coincides with a warming climate regime in the Arctic, where thinner first year sea ice has replaced thicker multiyear ice, and melt ponds on the sea ice surface act as windows which allow light to penetrate below. Here we suggest a mathematical model of a plankton ecosystem with many species, which exhibits stochastic behavior under the influence of climate temperature oscillations.

I. INTRODUCTION

In this paper, we consider a simple model which describes the evolution of an ecosystem, where all species share the same resource. A well studied example is the ocean ecosystem, where the main resource for many species is phytoplankton. Phytoplankton play an important role in the dynamics of the climate system through the oceanic carbon cycle by removing about half of all carbon dioxide from the atmosphere during photosynthesis¹. Previous studies^{2,3} have shown that phytoplankton communities respond to climate warming through changes in diversity and productivity. However, it was determined⁴ that changing the climate temperature directly impacts the chemical cycles in plankton, affecting the system as much as nutrients and light.

Another example where the climate temperature may be related to the dynamics of the plankton ecosystem is the very recent appearance of a *fall* phytoplankton bloom in the Arctic Ocean⁵. In contrast to previous observations, the new plankton dynamics may be approaching a possible bistable regime,

where plankton bloom not only during the spring time, but in early fall as well, which in turn could affect surface ocean temperature and delay sea ice re-freezing. Also, an unusual massive phytoplankton bloom which has been found *underneath* the Arctic ice pack in the Chukchi Sea⁶ may correlate with planetary warming. During the Arctic melt season, the sea ice surface undergoes a remarkable transformation to a complex mosaic of melt ponds, snow and ice. It was found recently⁷ that there is a transition in pond fractal geometry around a critical length scale of about 100 square meters in area, as isolated ponds grow and coalesce into larger connected structures with complex, self similar boundaries. This transition affects the stability of a conceptual climate model⁸. Moreover, the transition from isolated light sources associated with individual ponds to a continuous matrix of light associated with large connected pond configurations could possibly help trigger the under-ice blooms and influence biological productivity and biogeochemical processes.

We consider here a Lotka-Volterra system^{9,10} with a single resource, self-limitation effects, and parameters which depend on the state of the climate. This system is connected with some phytoplankton models, and under certain assumptions can be derived from them¹¹. If we remove self-limitation effects, one finds^{9,12} that a single species can survive only in an ecosystem for certain fixed climate parameters. Biologically, it is the exclusion principle. In the framework of the phytoplankton model, it is the so-called *plankton paradox* studied in many interesting works¹³⁻¹⁵. In fact, in contradiction with the exclusion principle, we observe coexistence of many plankton species sharing the same niche. Numerical simulations¹³⁻¹⁵ have shown that in such systems chaos and unpredictable behavior occur. In this paper, we extend the model by introducing self-limitation for species and resources. Such an extended model can describe the coexistence of many species.

Our primary goal is to compare the two following situations: A) system with fixed parameters; B) the same system with parameters depending, for example on temperature, which can slowly oscillate.

In this paper, we will first investigate the dynamical properties of the standard model of plankton biodiversity¹⁵ and find equilibria for the case of a single resource. As the next step, we reduce this model and introduce climate dependence of the plankton evolution into this model.

^{a)}Electronic mail: sudakov@math.utah.edu.

II. THE STANDARD MODEL OF PLANKTON BIODIVERSITY

We consider the following standard model of plankton biodiversity¹⁵:

$$\frac{dx_i}{dt} = x_i(-r_i + \rho_i(v) - \sum_{j=1}^N \gamma_{ij} x_j), \quad (1)$$

$$\frac{dv}{dt} = D(S - v) - \sum_{j=1}^N c_j x_j \rho_j(v), \quad (2)$$

where

$$\rho_j(v) = \frac{a_j v}{K_j + v} \quad (3)$$

are Michaelis-Menten's functions, x_i are species abundances, r_i are the species mortalities, D is the resource turnover rate, S is the supply of resource v , and c_i is the content of the resource in the i -th species. These constants define how different species share resources. Note that if $c_i = 0$ then the equation for v becomes trivial and $v(t) \rightarrow S$ for large times t , i.e., the resource equals the resource supply.

The terms $\gamma_{ii}x_i$ define self-regulation of species populations that restrict the species abundance concurrence, and $\gamma_{ij}x_j$ with $i \neq j$ define a concurrence between species.

The coefficients a_i are specific growth rates and the K_i are self-saturation constants. We assume that

$$\sum_{i=1}^N c_i = 1, \quad c_i > 0.$$

For $\gamma_{ij} = 0$ this system was considered in works devoted to the plankton paradox¹⁵ (see the previous section). For the case of M resources v_j we have more complicated equations

$$\frac{dx_i}{dt} = x_i(-r_i + \phi_i(v) - \sum_{j=1}^N \gamma_{ij} x_j), \quad (4)$$

$$\frac{dv_j}{dt} = D_j(S_j - v_j) - \sum_{k=1}^N c_{jk} x_k \phi_k(v), \quad (5)$$

where $v = (v_1, v_2, \dots, v_M)$, and

$$\phi_j(v) = \min\left\{\frac{a_j v_1}{K_{1j} + v_1}, \dots, \frac{a_j v_M}{K_{1j} + v_M}\right\}. \quad (6)$$

This model is widely used for primary producers like phytoplankton and it can also be applied to describe competition for terrestrial plants¹⁴. Relation (6) corresponds to the von Liebig minimum law, but we can consider even more general ϕ_j , subject to the conditions

$$\phi_j(v) \in C^1, \quad |\phi_j(v)| \leq C_+, \quad (7)$$

where $C_+ > 0$ is a positive constant. We assume that

$$\sum_{k=1}^N c_{ik} = 1, \quad c_{ik} > 0.$$

A. General properties of the standard model

Let us first describe some sufficient conditions which guarantee that systems (1), (2) and (4), (5) are dissipative and have a global attractor. Assume that the matrix Γ with the entries γ_{ij} satisfies the following condition (this is a classical assumption¹²):

Assumption. The matrix Γ with the entries γ_{ij} has a positive dominant diagonal:

$$\gamma_{ii} - \sum_{j \neq i} |\gamma_{ij}| = \rho_i > 0. \quad (8)$$

Then, we can assert that solutions to (4), (5) are non-negative and bounded.

Lemma II.1. Assume the ϕ_j satisfy (7). Let us consider for (4), (5) the Cauchy problem with positive initial data for x and bounded positive initial resources

$$x_i(0) > 0, \quad v_j \in (0, S_j). \quad (9)$$

Then solutions of this Cauchy problem are positive and a priori bounded, that is,

$$0 < v_j(t) < S_j, \quad 0 < x_i(t) < M_i, \quad t > 0, \quad (10)$$

where M_i are positive constants.

Proof. The proof is standard. Let us prove that $v_j(t) > 0$. Assume that this fact is violated. Then there exists an index j_0 and a time $t_0 > 0$ such that

$$v_{j_0}(t_0) = 0, \quad \frac{dv_{j_0}}{dt} \leq 0, \quad v_j(t_0) \geq 0, \quad \text{for all } j \neq i. \quad (11)$$

We substitute these inequalities into the j_0 -th equation (5) and obtain a contradiction.

In a similar way, we can prove that $v_j(t) < S_j$. Here, we use positivity of the c_{jk} and ϕ_k which implies

$$\frac{dv_j}{dt} \leq D_j(S_j - v_j).$$

Positivity of x_i follows from $x_i(t) = x_i(0) \exp(S_i(t))$. Let us prove that $x_i(t) < M_0$ for some $M_0 > 0$. Let $E(t) = \max\{x_1(t), \dots, x_N(t)\}$. Let us estimate dE/dt for large E . Let $i_0(t)$ be an index such that $E(t) = x_{i_0}(t)$. According to (7) the ϕ_i are uniformly bounded by C_+ . Therefore within any open interval, where i_0 is fixed, one has

$$\frac{dx_{i_0}}{dt} \leq x_{i_0} R_{i_0}, \quad R_{i_0} \leq C_+ - \rho_{i_0} x_{i_0}(t),$$

where $\rho_i > 0$ due to assumption (8) to Γ . Thus, if E is large enough, R_{i_0} is a negative number and $\frac{dx_{i_0}}{dt} < 0$. Thus E is bounded, which completes the proof.

We then obtain the following corollary.

Lemma II.2. Under the conditions of the previous lemma, system (4), (5) is dissipative and has a compact global attractor.

On the attractor structure, one can say more for the particular case (1), (2). Numerical simulations for this system show that all trajectories tend to equilibria¹¹. To understand this fact, let us recall the fundamental concept of cooperative systems^{16,17}. The condition which determines a cooperative system^{16,17} does not hold for (1), (2) but if we change variables to $y_i = -x_i$, then in the new variables this system becomes cooperative. Consequently, it is important to study equilibria for this model.

III. CLIMATE DEPENDENT PLANKTON MODEL

To simplify the problem, we assume that concurrence is absent and

$$\gamma_{ij} = \gamma_i \delta_{ij}, \quad \gamma_i > 0. \quad (12)$$

Then, for large turnover rates D , our standard model reduces to a system with a single resource, self-limitation effects:

$$\frac{dx_i}{dt} = x_i(b_i R(\vec{x}) - m_i - \gamma x_i) = F_i(\vec{x}) \quad (13)$$

where $b_i R$ is the specific growth rate of i -th species as a linear function of the resource R , m_i are the species mortalities, the terms γx_i define self-regulation and concurrence, and the resource R is a saturated function of the abundances:

$$R(\vec{x}) = \sum_{i=1}^N \beta_i x_i (1 + \mu x_i)^{-1}. \quad (14)$$

where β_i, μ are positive parameters. So, the resource is saturated in species abundances, since it is the sum of Michaelis-Menten's functions¹⁵.

We consider the Cauchy problem for the system (13), (14) on a time interval $[0, \tau]$, where initial data are given by

$$x_i(0) = X_i > 0 \quad (15)$$

and τ is a positive number. We assume that $N \gg 1$ (the case of a large ecosystem) and $X_i > 0$ is distributed randomly according to a lognormal law with parameters a, σ . The corresponding distribution density is given by

$$f(x) = \frac{1}{x\sigma\sqrt{2\pi}} \exp\left[-\frac{(\ln x - a)^2}{2\sigma^2}\right] \quad (16)$$

To introduce dependence on the climate state (for example, on the averaged surface temperature T) we can assume that the coefficients m_i (or other ones) depend on T , and this temperature is a periodic function of time t also involving stochastic effects. For example, we can suppose that

$$m_i = \bar{m}_i(1 + r \sin(\omega t + \phi_i)) \quad (17)$$

where $r \in (0, 1)$ is a parameter, $\omega \tau \approx 1$, and $\bar{m}_i > 0, \phi_i$ are random parameters. This means that the temperature changes periodically in time, but the phases of these changes are different

for different species. The parameter $r \in (0, 1)$ describes the intensity of temperature influence. Note that all species have different mortality parameters even when temperature effects do not influence them.

Note that the model is mathematically well posed, and for $r = 0$, it is a dissipative system with a compact global attractor, consisting of many equilibria. This model exhibits highly stochastic behavior. The final ecosystem state depends dramatically on initial data (15). For some initial abundances all species coexist, whereas for other initial data only a few species can survive for large times. Usually, the climate influence diminishes the number of surviving species. Nonetheless sometimes the climate can stabilize the ecosystem, increasing the number of coexisting species. Systems with large numbers of species are stabler than ones with few species.

The multistability effect present in a system with fixed parameters means that in a system with slowly evolving parameters we can observe jumps between equilibria.

IV. NUMERICAL AND ANALYTICAL RESULTS

One can show, by standard estimates, that the Cauchy problem (13), (14) and (15) is well posed and that the corresponding $x_i(t)$ are defined for all $t > 0$, bounded and take positive values. Therefore, we are dealing with a dynamical system. Moreover, we observe that this system is cooperative¹⁶ since $\frac{\partial F_i(\vec{x})}{\partial x_j} > 0$ for $j \neq i$.

Assertion. *The dynamical system defined by (13), (14) has a compact global attractor. Almost all trajectories of this system are convergent, and there are no locally attracting stable limit cycles.*

Outline of the proof. The resource $R(\vec{x})$ is a uniformly bounded function. This fact, in a standard way, implies uniform boundedness of $x_i(t)$ for large times t and shows that the system (13), (14) defines a global semiflow, which has an absorbing set. Thus, this semiflow is dissipative and has a compact global attractor. Since the system is cooperative, almost all trajectories are convergent¹⁶. Therefore, there are no locally attracting cycles.

Another simple analytical observation is as follows. Consider the system with fixed parameters. Then, if at $t = 0$ the initial resource $R(X)$ is large enough, many species do not vanish. If $R(X)$ is too small, then the $x_i(t)$ are decreasing, so that $R(x)$ also is a decreasing function and we have $x(t) \rightarrow 0$ as $t \rightarrow +\infty$, i.e. all species become extinct. Therefore, we observe a dramatical dependence on random initial data. This fact is confirmed by numerical simulations, where we supposed that a species should be excluded from the system if the corresponding $x_i(t)$ is less than a given critical value X_{ext} . The time T_s when at least one species with $x_j(t) > X_{ext}$ exists can be called the survival time.

The numbers of coexisting species are illustrated in Fig. 1 and Fig. 2. For $N = 40$ species we have resolved 100 systems on the time interval $[0, 30]$. The parameters were chosen as follows: $\omega = 1$, b_i are distributed normally with average $b = 1$ and $\sigma_b = 1$, m is distributed normally with average $\bar{m} = 10$ and standard deviation $\sigma_m = 1$, and $X_{ext} = 1$. In these simulations

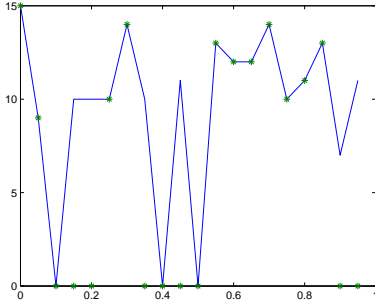


FIG. 1: The star (green) curve shows the number of species f that coexist in a system depending on climate as a function of r . The blue (dot) curve shows the number of species that coexist for a given moment t in a system independent of climate. The vertical axis is the number of species and the horizontal axis shows values $r \in (0, 1)$

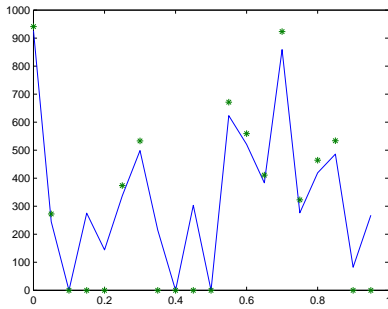


FIG. 2: The star (green) curve shows the total biomass $B = \sum x_i$ of all species involved in a community under a climate influence. The blue (dot) curve shows the number of species that coexist in a system without climate influence. The vertical axis is the biomass and the horizontal axis shows values $r \in (0, 1)$

we assume that the ϕ_i are normally distributed random numbers. This assumption describes a model where the climate changes periodically but with a random (chaotic) phase.

We have obtained the following results. In 13 cases the system with climate dependence was stabler than the corresponding system with fixed parameters (the initial data for both systems were identical). The opposite situation was found in 41 cases. For 34 solutions both systems conserve all species for all times.

For $N = 20$ it was found that the stability is worse. The corresponding values are 40, 34 and 2, respectively, i.e., only a small part of the system was completely stable (permanent).

For the purely periodic case $\phi_i = 0$ and harder environment $X_{ext} = 10$, $N = 40$ results of numerical simulations can be illustrated by Fig. 1 and Fig. 2.

Typical situations showing the dynamics of the number coexisting species and how the climate affects dynamics, are illustrated in Fig. 3 and Fig. 4. Here we assume that the i -th species survives while $x_i(t) > X_{ext}$, where X_{ext} is a small pa-

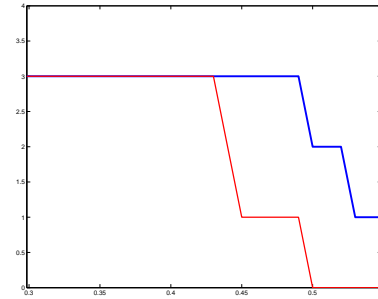


FIG. 3: This plot shows the dependence of the number of coexisting species (vertical axis) on time (horizontal axis). The blue line corresponds to the case when all parameters do not depend on time and climate does not influence the system; the red line describes time evolution under climate influence ($r = 0$). In this example, climate dependence diminishes biodiversity.

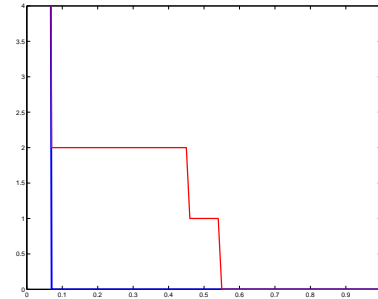


FIG. 4: This plot shows dependence of the number of coexisting species (vertical axis) on time (horizontal axis). The blue line corresponds to the case when all parameters do not depend on time and climate does not influence the system; the red line describes time evolution under climate influence ($r = 0$). In this example, climate dependence increases biodiversity.

rameter. The initial species abundances and all parameters are defined by log-normal distributions, $\phi_i(t)$ are distributed by the standard normal law $N(0, 1)$. Initially the number of species is $N = 100$. We see that first the number of coexistence species falls very fast. This effect has a transparent interpretation: resources can support only some bounded number of species. Further we observe a slow extinction process, which progresses differently according to whether there is or is not a climate influence in the model evolution (see Fig. 3 and Fig. 4).

These plots and other numerical results can be interpreted as follows.

1) If the ecosystem is stable, i.e., all species survive, then periodic temporal dynamics of the climate increase the species abundances and the total biomass. If the climate evolves with chaotic or random components, this effect diminishes.

2) If the ecosystem experiences harsher conditions, climate oscillations can lead to extinction of all species. However, if the species survive, the climate oscillations can increase biomass.

V. CONCLUSION

Using a simple plankton model we show that the dynamics of such systems can approach highly stochastic behavior under the influence of climate change. Previously, numerous models have analyzed complicated ecosystem dynamics in terms of nutrients and light or internal interactions between different species. However, observations and biological experiments demonstrate a strong correlation between ecosystem behavior and climate dynamics. The suggested model we present here allows us to make a step toward predicting these dynamics. Moreover, our calculations show that the final ecosystem state depends dramatically on initial data.

Also, we found two important cases: where climate oscillations can increase biodiversity in the ecosystem, and where they can lead the ecosystem to rapid extinction. In this case, the model may be helpful toward understanding Arctic phytoplankton blooms. Recent observations^{5,6} show a high sensitivity of the Arctic plankton ecosystem to climate forcing. The expected phytoplankton colorful biodiversity in the Arctic Ocean can affect ocean surface temperature, tending to induce a rise, which is a key component of ocean biomass – climate feedback. However, we cannot assume that this will be a final realization of the feedback: climate dynamics then may strengthen biodiversity with rising surface ocean temperature, or the climate dynamics may abate plankton biodiversity – see Fig. 3 and Fig. 4. Thus, the model considered here may serve as a first step toward modeling plankton systems where the dynamics depend on climatic parameters such as temperature, as may be the case in the example of phytoplankton blooms in the Arctic.

ACKNOWLEDGMENTS

This research was supported by the Government of the Russian Federation through mega-grant 074-U01, President's grant MK-128.2014.1, and RFBR grants 13-01-90701 and 14-01-31053. We gratefully acknowledge support from the Division of Mathematical Sciences and the Division of Polar Programs at the U.S. National Science Foundation (NSF) through Grants DMS-1009704, ARC-0934721, and of . We are also grateful for support from the Office of Naval Research (ONR) through Grant N00014-13-10291. Finally, we would like to thank the NSF Math Climate Research Network (MCRN) as well for their support of this work.

- ¹C.B. Field, M.J. Behrenfeld, J.T. Randerson, and P. Falkowski, *Science* **281**, 237 (1998).
- ²G.B. Arhonditsis and M.T. Brett, *Mar. Ecol. Prog. Ser.* **271**,13 (2004).
- ³M. Travers, Y.-J. Shin, S. Jennings, and P. Cury, *Prog. Oceanogr.* **75**, 751 (2007).
- ⁴A. Toseland, S.J. Daines, J.R. Clark, A. Kirkham, J. Strauss, C. Uhlig, T.M. Lenton, K. Valentin, G.A. Pearson, V. Moulton et al., *Nat. Clim. Chang.* **3**, 979 (2013).
- ⁵M. Ardyna, M.Babin, M. Gosselin, E. Devred, L. Rainville, J-E Tremblay, *Geophys. Res. Lett.* **41**, 6207 (2014).
- ⁶K.R. Arrigo, D.K. Perovich, R.S. Pickart, Z.W. Brown, G.L. van Dijken, K.E. Lowry, M.M. Mills, M.A. Palmer, W.M. Balch, F. Bahr et al., *Science* **336**, 1408 (2012).
- ⁷C. Hohenegger, B. Alali, K.R. Steffen, D.K. Perovich, and K.M. Golden, *The Cryosphere* **6**, 1157 (2012).
- ⁸I. Sudakov, S.A. Vakulenko, and K.M. Golden, *Commun. Nonlinear Sci. Numer. Simul.* **21**, 09 (2014).
- ⁹Y. Takeuchi, *Global Dynamical Properties of Lotka-Volterra Systems* (World Scientific, Singapore, 1996).
- ¹⁰V. Kozlov and S. Vakulenko, *Nonlinearity* **26**, 2299 (2013).
- ¹¹S. Vakulenko, *Complexity and Evolution of Dissipative Systems; an Analytical Approach* (Walter de Gruyter, Berlin/Boston, 2013).
- ¹²J. Hofbauer and K. Sugmund, *Evolutionary Games and Population Dynamics* (Cambridge University Press, Cambridge, 1988).
- ¹³G.E. Hutchinson, *Am. Nat.* **95**, 137 (1961).
- ¹⁴D. Tilman, *Ecology* **58**, 338 (1977).
- ¹⁵J. Huisman and F.J. Weissing, *Nature* **402**, 407 (1999).
- ¹⁶M. Hirsch, *SIAM J. Math. Anal.* **16**, 423 (1985).
- ¹⁷H.L. Smith and H.R. Thieme, *SIAM J.Math. Anal.* **22**, 1081 (1991).