

Diffraction by an impedance strip II. Solving Riemann–Hilbert problems by OE–equation method

A. V. Shanin A. I. Korolkov

October 26, 2021

Abstract

The current paper is the second part of a series of two papers dedicated to 2D problem of diffraction of acoustic waves by a segment bearing impedance boundary conditions. In the first part some preliminary steps were made, namely, the problem was reduced to two matrix Riemann–Hilbert problem. Here the Riemann–Hilbert problems are solved with the help of a novel method of OE–equations.

Each Riemann–Hilbert problem is embedded into a family of similar problems with the same coefficient and growth condition, but with some other cuts. The family is indexed by an artificial parameter. It is proven that the dependence of the solution on this parameter can be described by a simple ordinary differential equation (ODE1). The boundary conditions for this equation are known and the inverse problem of reconstruction of the coefficient of ODE1 from the boundary conditions is formulated. This problem is called the OE–equation. The OE–equation is solved by a simple numerical algorithm.

1 Introduction

This paper is the second part of a big work dedicated to diffraction of a plane wave by a thin infinite impedance strip. In [1] (which will be referred to as Part I hereafter) some preliminary steps were made. Namely, the diffraction problem was formulated and symmetrized. Functional problems of the Wiener–Hopf class with entire functions were introduced. Using the method of embedding formula these problems were reduced to two auxiliary problems. Finally, two Riemann–Hilbert problems were formulated.

The Riemann–Hilbert problems are formulated on the complex plane with cuts $\mathcal{G}'_{1,2}$. The cuts depend on the impedance of the segment η . Due to energy absorption/conservation principle the impedance should obey the condition $\text{Im}[\eta] \leq 0$. Then, if $\text{Re}[\eta] > 0$ the contours $\mathcal{G}'_{1,2}$ coincide with the undeformed contours $\mathcal{G}_{1,2}$ shown in Fig. 1 (left). These contours correspond to the trajectory of the square root $\pm i\sqrt{k_0^2 - k^2}$ as k takes real values (we remind that k_0 has a

small positive imaginary part). If $\text{Re}[\eta] \leq 0$ the contours $\mathcal{G}'_{1,2}$ are obtained from $\mathcal{G}_{1,2}$ as the result of deformation shown in Fig. 2. Points $\pm k'$ in the figure are zeros of $\eta - i\sqrt{k_0^2 - k^2}$:

$$k' = \sqrt{k_0^2 + \eta^2}.$$

The cuts $\mathcal{G}'_{1,2}$ are assumed to be symmetrical: $\mathcal{G}'_2 = -\mathcal{G}'_1$.

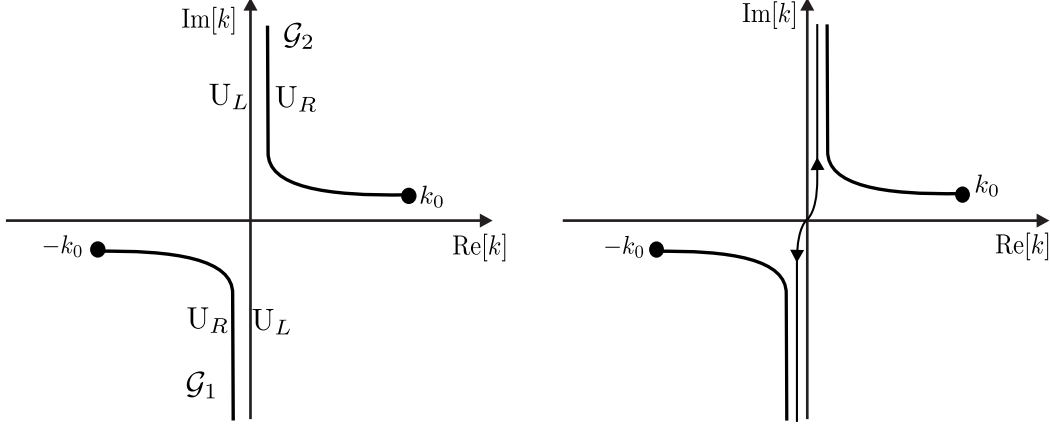


Fig. 1: (left) Contours $\mathcal{G}_{1,2}$ (right) Analytical continuation of the square roots

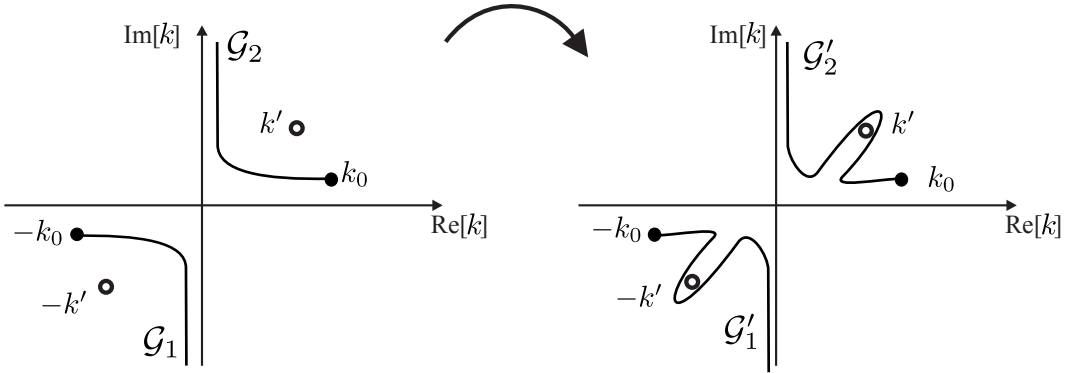


Fig. 2: Deformation of the cuts $\mathcal{G}_{1,2}$

The aim of the deformation shown in Fig. 2 is to make zeros of $\eta - i\sqrt{k_0^2 - k^2}$ not belonging to the plane cut along $\mathcal{G}'_{1,2}$.

For the antisymmetrical auxiliary problem the Riemann–Hilbert has form:

Problem 1 Find a matrix function

$$U(k) = \begin{pmatrix} U_-^1(k) & U_+^1(k) \\ U_-^2(k) & U_+^2(k) \end{pmatrix}$$

such that

- it is regular on the complex plane cut along the lines $\mathcal{G}'_{1,2}$ (see Fig. 1, left);
- it obeys the following functional equations connecting the values on the shores of the cuts:

$$U_R(k) = U_L(k) M_1(k), \quad k \in \mathcal{G}'_1, \quad (1)$$

$$U_R(k) = U_L(k) M_2(k), \quad k \in \mathcal{G}'_2, \quad (2)$$

with coefficients

$$M_1(k) = \begin{pmatrix} 1 & 2i\xi/(\eta - i\xi) \\ 0 & (\eta + i\xi)/(\eta - i\xi) \end{pmatrix}, \quad (3)$$

$$M_2(k) = \begin{pmatrix} (\eta + i\xi)/(\eta - i\xi) & 0 \\ 2i\xi/(\eta - i\xi) & 1 \end{pmatrix}. \quad (4)$$

- it obeys the following growth restrictions:

$$U_+^j(k) = \delta_{j,2}(e^{-i\pi/2}k)^{1/2}e^{ika} + O(k^{-1/2}e^{ika}), \quad \text{Arg}[e^{-i\pi/2}k] \leq \pi/2, \quad (5)$$

$$U_-^j(k) = \delta_{j,1}(e^{i\pi/2}k)^{1/2}e^{-ika} + O(k^{-1/2}e^{-ika}), \quad \text{Arg}[e^{i\pi/2}k] \leq \pi/2, \quad (6)$$

$$U_-^j(k) = i\delta_{j,1}(e^{-i\pi/2}k)^{1/2}e^{-ika} + O(k^{-1/2}e^{-ika}), \quad \text{Arg}[e^{-i\pi/2}k] \leq \pi/2, \quad (7)$$

$$U_+^j(k) = i\delta_{j,2}(e^{i\pi/2}k)^{1/2}e^{ika} + O(k^{-1/2}e^{ika}), \quad \text{Arg}[e^{i\pi/2}k] \leq \pi/2. \quad (8)$$

- functions U_\pm^j grow no faster than a constant near the points $\pm k_0$.

Notations $U_{L,R}$ correspond to the values of U taken on the left and right shores of the cuts (see Fig. 1);

$$\xi = \xi(k) \equiv \sqrt{k_0^2 - k^2}.$$

Square root is equal to k_0 at the point $k = 0$ and then continued to $\mathcal{G}'_{1,2}$, along the contours shown in Fig. 1, right.

For the symmetrical case the Riemann–Hilbert problem has form:

Problem 2 Find a matrix function

$$V(k) = \begin{pmatrix} V_-^1(k) & V_+^1(k) \\ V_-^2(k) & V_+^2(k) \end{pmatrix}$$

such that

- it is regular on the plane cut along the lines $\mathcal{G}'_{1,2}$;

- it obeys functional equations

$$V_R(k) = V_L N_1(k), \quad k \in \mathcal{G}'_1, \quad (9)$$

$$V_R(k) = V_L N_2(k), \quad k \in \mathcal{G}'_2 \quad (10)$$

with coefficients

$$N_1(k) = \begin{pmatrix} 1 & -2\eta/(\eta - i\xi) \\ 0 & (\eta + i\xi)/(i\xi - \eta) \end{pmatrix}, \quad (11)$$

$$N_2(k) = \begin{pmatrix} (\eta + i\xi)/(i\xi - \eta) & 0 \\ -2\eta/(\eta - i\xi) & 1 \end{pmatrix}, \quad (12)$$

on the cuts;

- it obeys the following growth restrictions:

$$V_+^j(k) = \delta_{j,2} e^{ika} + O(k^{-1} e^{ika}), \quad \text{Arg}[e^{-i\pi/2} k] \leq \pi/2, \quad (13)$$

$$V_-^j(k) = \delta_{j,1} e^{-ika} + O(k^{-1} e^{-ika}), \quad \text{Arg}[e^{i\pi/2} k] \leq \pi/2, \quad (14)$$

$$V_-^j(k) = \delta_{j,1} e^{-ika} + O(k^{-1} e^{-ika}), \quad \text{Arg}[e^{-i\pi/2} k] \leq \pi/2, \quad (15)$$

$$V_+^j(k) = \delta_{j,2} e^{ika} + O(k^{-1} e^{ika}), \quad \text{Arg}[e^{i\pi/2} k] \leq \pi/2. \quad (16)$$

- functions V_\pm^j grow no faster than $(\sqrt{k_0 \mp k})^{-1/2}$ near the points $\pm k_0$.

If we manage to find a solution of Problem 1, we can recover a antisymmetrical part of the solution of original problem using following procedure. First, functions $\tilde{U}_0^1(k), \tilde{U}_0^2(k)$ are calculated:

$$\tilde{U}_0^j = -(\eta - i\sqrt{k_0^2 - k^2})^{-1} (U_-^j + U_+^j), \quad j = 1, 2, \quad (17)$$

Then function $\tilde{U}^0(k, k_*)$ is found by the embedding formula:

$$\tilde{U}_0(k, k_*) = \frac{\xi(k_*)}{k - k_*} \left(\tilde{U}_0^1(k_*) \tilde{U}_0^2(k) - \tilde{U}_0^1(k) \tilde{U}_0^2(k_*) \right). \quad (18)$$

$$k_* = k_0 \cos \theta^{\text{in}}.$$

Finally, the antisymmetrical part of the directivity is found:

$$S^a(\theta, \theta^{\text{in}}) = -e^{-i\pi/4} k_0 \sin \theta \tilde{U}_0(-k_0 \cos \theta). \quad (19)$$

For the symmetrical case (Problem 2) the following formulae are used:

$$\tilde{V}_0^j = \frac{\xi(k)}{i(\eta - i\xi(k))} (V_-^j + V_+^j), \quad j = 1, 2, \quad (20)$$

$$\tilde{V}_0(k, k_*) = \frac{i\eta}{(k - k_*)} \left(\tilde{V}_0^2(k_*) \tilde{V}_0^1(k) - \tilde{V}_0^2(k) \tilde{V}_0^1(k_*) \right), \quad (21)$$

$$S^s(\theta, \theta^{\text{in}}) = e^{-i\pi/4} \tilde{V}_0(-k_0 \cos(\theta)). \quad (22)$$

The directivity related to the initial problem is a sum of the antisymmetrical and symmetrical part:

$$S(\theta, \theta^{\text{in}}) = S^a(\theta, \theta^{\text{in}}) + S^s(\theta, \theta^{\text{in}}). \quad (23)$$

In the present paper we solve Problem 1 and Problem 2. We use for this the method of OE-equation proposed recently. The plan of the research is as follows. First, a family of Riemann–Hilbert problems indexed by an artificial parameter b is formulated. Then, an ordinary differential equation with respect to b (ODE1) is introduced. This equation is supplemented with initial conditions. An OE-equation (an equation for the coefficients of ODE1) is formulated. This equation is solved numerically; the results are compared with solutions obtained by the integral equation method.

2 A family of Riemann–Hilbert problems

2.1 One more preliminary step for the antisymmetrical case

A crucial step of the method is introducing of the family of Riemann–Hilbert problems to which Problems 1 and 2 belong as an element. Before we introduce such a family it is necessary to reformulate the Riemann–Hilbert problems (Problem 1 and 2) in such a way that the connection matrices $M_{1,2}(k)$ and $N_{1,2}(k)$ have eigenvalues tending to 1 as $|k| \rightarrow \infty$. One can see that matrices $N_{1,2}$ satisfy this condition (so no reformulation is needed), while matrices $M_{1,2}(k)$ have one eigenvalue tending to 1, and the other tending to -1 . To reformulate the antisymmetrical problem make the following variable change:

$$\hat{U} \equiv \begin{pmatrix} \hat{U}_-^1 & \hat{U}_+^1 \\ \hat{U}_-^2 & \hat{U}_+^2 \end{pmatrix} = \begin{pmatrix} U_-^1 & U_+^1 \\ U_-^2 & U_+^2 \end{pmatrix} \begin{pmatrix} e^{i\pi/4}(k_0 - k)^{-1/2} & 0 \\ 0 & e^{i\pi/4}(k_0 + k)^{-1/2} \end{pmatrix}. \quad (24)$$

The growth restrictions for the new functions become as follows:

$$\hat{U}_+^j(k) = \delta_{j,2} e^{ika} + O(k^{-1} e^{ika}), \quad \text{Arg}[e^{-i\pi/2} k] \leq \pi/2, \quad (25)$$

$$\hat{U}_-^j(k) = \delta_{j,1} e^{-ika} + O(k^{-1} e^{-ika}), \quad \text{Arg}[e^{i\pi/2} k] \leq \pi/2, \quad (26)$$

$$\hat{U}_-^j(k) = -\delta_{j,1} e^{-ika} + O(k^{-1} e^{-ika}), \quad \text{Arg}[e^{-i\pi/2} k] \leq \pi/2, \quad (27)$$

$$\hat{U}_+^j(k) = -\delta_{j,2} e^{ika} + O(k^{-1} e^{ika}), \quad \text{Arg}[e^{i\pi/2} k] \leq \pi/2. \quad (28)$$

The connection formulae for \hat{U} on the cuts become as follows:

$$\hat{U}_R(k) = \hat{U}_L \tilde{M}_1(k), \quad k \in \mathcal{G}'_1, \quad (29)$$

$$\hat{U}_R(k) = \hat{U}_L \tilde{M}_2(k), \quad k \in \mathcal{G}'_2, \quad (30)$$

where

$$\tilde{M}_2(k) = \begin{pmatrix} (i\xi + \eta)/(i\xi - \eta) & 0 \\ 2i(k_0 + k)/(i\xi - \eta) & 1 \end{pmatrix}, \quad (31)$$

$$\tilde{M}_1(k) = \begin{pmatrix} 1 & 2i(k_0 - k)/(i\xi - \eta) \\ 0 & (i\xi + \eta)/(i\xi - \eta) \end{pmatrix}. \quad (32)$$

We can formulate now a functional problem for \hat{U} , which replaces Problem 1:

Problem 3 Find a matrix function $\hat{U}(k)$ of elements (24) such that

- it is regular and has no zeros of determinant on the plane cut along the lines $\mathcal{G}'_{1,2}$;
- it obeys functional equations (29), (30) with coefficients (31), (32) on the cuts;
- it obeys growth restrictions (27), (28), (29), (30);
- components of \hat{U} grow no faster than $(k_0 \mp k)^{-1/2}$ near the points $\pm k_0$.

2.2 A family of Riemann–Hilbert problems in the anti-symmetrical case

Consider the antisymmetrical case, i. e. Problem 3. Represent contours $\mathcal{G}'_{1,2}$ as $\mathcal{G}'_2 = \gamma + k_0$, $\mathcal{G}'_1 = -\gamma - k_0$, where γ is a contour going from $i\infty$ to 0. Here $+k_0$ or $-k_0$ means a shift of the contour.

Let $\gamma(b)$, $b \in \gamma$, be a contour going from $i\infty$ to b along γ . I. e. $\gamma(b)$ is a part of γ . Let be

$$\mathcal{G}'_1(b) = -\gamma(b) - k_0, \quad \mathcal{G}'_2(b) = \gamma(b) + k_0.$$

The family of the Riemann–Hilbert problems is built based of Problem 3. The key step is to replace the contours $\mathcal{G}'_{1,2}$ with $\mathcal{G}'_{1,2}(b)$. The growth conditions at infinity and the connection matrices (31), (32) remain the same as for Problem 3, while the growth restrictions at the ends of the contours should be changed (since the ends of the contours change from $\pm k_0$ to $\pm(k_0 + b)$). To formulate these restrictions we should study behavior of a solution of the Riemann–Hilbert problem near the end of one of the contours. For example, consider contour $\mathcal{G}'_1(b)$. Let equation (30) with coefficient (32) be fulfilled on its shores. Then, obviously, at the vicinity of the end point $b + k_0$ the solution has form

$$\hat{U} = T(k) H \exp \left\{ \frac{\log(k - (k_0 + b))}{2\pi i} \begin{pmatrix} \log(m_1(b)) & 0 \\ 0 & \log(m_2(b)) \end{pmatrix} \right\} H^{-1} \quad (33)$$

where $T(k)$ is an arbitrary matrix analytical near $k_0 + b$,

$$m_1(b) \equiv m(b) = \frac{i\sqrt{k_0^2 - (k_0 + b)^2} + \eta}{i\sqrt{k_0^2 - (k_0 + b)^2} - \eta}, \quad b \in \gamma. \quad (34)$$

and

$$m_2(b) = 1$$

are eigenvalues of $\tilde{M}_2(k_0 + b)$,

$$H = \begin{pmatrix} 1 & 0 \\ \alpha & 1 \end{pmatrix}, \quad \alpha = \frac{-i(k_0 + k)}{\eta}. \quad (35)$$

is the matrix of eigenvectors of $\tilde{M}_2(k_0 + b)$. The branch of the square root at $k = b + k_0$ is chosen according to the explanation above.

An appropriate choice of the logarithms in (33) determines the growth restrictions near $k_0 + b$. Choose $\log(m_2(b)) = 0$ (this corresponds to a regular component of the solution). Then, consider the function $m(b)$. Obviously $m(0) = -1$, $m(i\infty) = 1$.

Introduce an important value

$$\text{Idx} = \log(m(b))|_0^{i\infty}, \quad (36)$$

which will be called *the index* of the Riemann–Hilbert problem discussed here. The notation above denotes the continuous change of the logarithm value along the contour \mathcal{G}'_2 .

Obviously, $\text{Idx} = \pi i + 2\pi i\mu$ for some integer μ . It is not difficult to show (see Appendix A) that under the restriction $\text{Im}[\eta] < 0$

$$\text{Idx} = \pi i. \quad (37)$$

Define also the value

$$\lambda(b) = \frac{\log(m(b))}{2\pi i}. \quad (38)$$

This function should be continuous on \mathcal{G}'_2 , and besides

$$\lambda(i\infty) = 0. \quad (39)$$

According to (37), $\lambda(0) = -1/2$.

Introduce a family of 2×2 matrix functions $\hat{U}(b, k)$ such that for any fixed b the function $\hat{U}(b, k)$ taken as the function of k is a solution of the following functional problem:

Problem 4 Find a matrix function $\hat{U}(b, k)$ with elements denoted as (24) such that

- it is regular and has no zeros of determinant on the plane cut along the lines $\mathcal{G}'_{1,2}(b)$;
- it obeys functional equations (29), (30) with coefficients (31), (32) on the cuts $\mathcal{G}'_{1,2}(b)$;
- it obeys growth restrictions (25), (26), (27), (28) at infinity;

- near $-k_0 - b$ components \hat{U}_-^j behave as regular functions, components \hat{U}_+^j behave as $(k - (k_0 + b))^{\lambda(b)} \Psi_1(k + (k_0 + b)) + \Psi_2(k + (k_0 + b))$, where Ψ_1 and Ψ_2 are some functions regular near zero;
- near $k_0 + b$ components \hat{U}_+^j behave as regular functions, components \hat{U}_-^j behave as $(k + (k_0 + b))^{\lambda(b)} \Psi_3(k - (k_0 + b)) + \Psi_4(k - (k_0 + b))$, where Ψ_3 and Ψ_4 are some functions regular near zero.

The definition of $\hat{U}(b, k)$ is mathematically correct, since uniqueness of $\hat{U}(b, k)$ can be proven for each b . The proof is based on the determinant technique introduced in Part I.

Problem 3 and Problem 4 are connected via the relation

$$\hat{U}(k) = \hat{U}(0, k). \quad (40)$$

2.3 A family of Riemann–Hilbert problems in the symmetrical case

In the symmetrical case introduce a family of functions $V(b, k)$ such that for any fixed b the function $V(b, k)$ taken as the function of k is a solution of the following functional problem:

Problem 5 Find a matrix function $V(b, k)$ such that

- it is regular and has no zeros of determinant on the plane cut along the lines $\mathcal{G}'_{1,2}(b)$;
- it obeys functional equations (9), (10) with coefficients (11), (12) on the cuts $\mathcal{G}'_{1,2}(b)$;
- it obeys growth restrictions (13), (14), (15), (16) at infinity;
- near $-k_0 - b$ components V_-^j behave as regular functions, components V_+^j behave as $(k + (k_0 + b))^{\lambda(b)} \tilde{\Psi}_1(k + (k_0 + b)) + \tilde{\Psi}_2(k + (k_0 + b))$, where $\tilde{\Psi}_1$ and $\tilde{\Psi}_2$ are some functions regular near zero;
- near $k_0 + b$ components V_+^j behave as regular functions, components V_-^j behave as $(k - (k_0 + b))^{\lambda(b)} \tilde{\Psi}_3(k - (k_0 + b)) + \tilde{\Psi}_4(k - (k_0 + b))$, where $\tilde{\Psi}_3$ and $\tilde{\Psi}_4$ are some functions regular near zero.

Problem 2 and Problem 5 are connected via the relation

$$V(k) = V(0, k). \quad (41)$$

3 Derivation of ODE1

3.1 ODE1 for the antisymmetrical problem

We are looking for an ordinary differential equation (ODE1) in the form

$$\frac{\partial}{\partial b} \hat{U}(b, k) = R(b, k) \hat{U}(b, k), \quad b \in \gamma, \quad (42)$$

where $R(b, k)$ is the coefficient of the equation. Indeed, this equation is useful only if the coefficient R has structure simpler than that of \hat{U} . The form of the coefficient is given by the following theorem.

Theorem 3.1 *Function $\hat{U}(b, k)$, which is a solution of a family of functional problems introduced as Problem 4, obeys equation (42) with the coefficient*

$$R(b, k) = \frac{r(b)}{k - (k_0 + b)} - \frac{r^*(b)}{k + (k_0 + b)}, \quad (43)$$

where $r(b)$, $b \in \gamma$ is a 2×2 matrix function (not depending on k); r^* is connected with r via the relation:

$$r = \begin{pmatrix} r_{1,1} & r_{1,2} \\ r_{2,1} & r_{2,2} \end{pmatrix}, \quad r^* = \begin{pmatrix} r_{2,2} & r_{2,1} \\ r_{1,2} & r_{1,1} \end{pmatrix},$$

i. e. to obtain r^* one has to interchange first the rows and then the columns of r .

Proof Construct the coefficient of ODE 1 as follows:

$$R(b, k) = \frac{\partial \hat{U}(b, k)}{\partial b} \hat{U}^{-1}(b, k). \quad (44)$$

Consider this combination for fixed b as the function of k . According to Problem 4, $R(b, k)$ has no singularities on the complex plane k cut along the contours $\mathcal{G}'_{1,2}(b)$. Moreover, since the functions $\tilde{M}_{1,2}$ do not depend on b , the values of R on the left and right shores of $\mathcal{G}'_{1,2}(b)$ are equal:

$$\begin{aligned} \left(\frac{\partial \hat{U}(b, k)}{\partial b} \hat{U}^{-1}(b, k) \right)_R &= \left(\frac{\partial \hat{U}(b, k)}{\partial b} \right)_R \left(\hat{U}^{-1}(b, k) \right)_R = \\ \frac{\partial (\hat{U}(b, k))_L \tilde{M}_j(k)}{\partial b} \tilde{M}_j(k)^{-1} (\hat{U}^{-1}(b, k))_L &= \left(\frac{\partial \hat{U}(b, k)}{\partial b} \right)_L (\hat{U}^{-1}(b, k))_L. \end{aligned}$$

Thus, function R is single-valued on the plane k . The only singularities it can have are the ends of the contour $\mathcal{G}'_{1,2}(b)$, i. e. the points $k = \pm(k_0 + b)$. Consider the vicinity of the point $k = k_0 + b$. To study the singularity of R at this point, represent the solution \hat{U} in the form

$$\hat{U}(b, k) = T(b, k) H(k) \exp \left\{ \log(k - (k_0 + b)) \begin{pmatrix} \lambda(k) & 0 \\ 0 & 0 \end{pmatrix} \right\} H^{-1}(k), \quad (45)$$

where $T(b, k)$ is a regular function in the area considered, H is the same function as (35). Substituting (45) into (44), obtain that the coefficient R can only have a simple pole at $k = k_0 + b$. Let $r(b)$ be the residue of $R(b, k)$ at $k = k_0 + b$.

Similar consideration can be performed with respect to the point $k = -k_0 - b$. Consider the geometrical symmetry of the problem, namely $x \rightarrow -x$. This symmetry transforms the matrix of solutions as follows:

$$\begin{pmatrix} \hat{U}_-^1(k) & \hat{U}_+^1(k) \\ \hat{U}_-^2(k) & \hat{U}_+^2(k) \end{pmatrix} = \begin{pmatrix} \hat{U}_+^2(-k) & \hat{U}_-^2(-k) \\ \hat{U}_+^1(-k) & \hat{U}_-^1(-k) \end{pmatrix}. \quad (46)$$

Due to this transformation, the coefficient $R(b, k)$ has form of (43). \square

3.2 ODE1 for the symmetrical problem

Similarly to the antisymmetrical case one can prove the following theorem.

Theorem 3.2 *Function $V(b, k)$, which is a solution of a family of functional problems introduced as Problem 5, obeys equation*

$$\frac{\partial}{\partial b} V(b, k) = L(b, k) V(b, k), \quad b \in \gamma, \quad (47)$$

with the coefficient

$$L(b, k) = \frac{l(b)}{k - (k_0 + b)} - \frac{l^*(b)}{k + (k_0 + b)}, \quad (48)$$

where $l(b)$, $b \in \gamma$ is a 2×2 matrix function (nor depending on k); operator \cdot^* is as introduced above

3.3 Initial condition for ODE1

Theorem 3.3 *Initial conditions for ODE1 (42) and (47) are as follows:*

$$\lim_{b \rightarrow i\infty} \hat{U}(b, k) = \lim_{b \rightarrow i\infty} V(b, k) = \Pi(k), \quad (49)$$

$$\Pi(k) = \begin{pmatrix} \exp\{-iak\} & 0 \\ 0 & \exp\{iak\} \end{pmatrix}.$$

Proof Consider the antisymmetrical case, i. e. consider Problem 4 for some large positive imaginary b . The functional problem can be reduced to a system of integral equations as follows. Introduce the matrix

$$\begin{pmatrix} v_-^1 & v_+^1 \\ v_-^2 & v_+^2 \end{pmatrix} = \begin{pmatrix} \hat{U}_-^1 & \hat{U}_+^1 \\ \hat{U}_-^2 & \hat{U}_+^2 \end{pmatrix} \Pi(k) \quad (50)$$

Then introduce the functions $\psi_+^j(k)$ $k \in \mathcal{G}'_1(b)$ and $\psi_-^j(k)$ $k \in \mathcal{G}'_2(b)$, such that

$$v_-^j(k) = \delta_{j,1} + \int_{\mathcal{G}'_2(b)} \frac{\psi_-^j(\tau)}{k - \tau} d\tau, \quad (51)$$

$$v_+^j(k) = \delta_{j,2} + \int_{\mathcal{G}'_1(b)} \frac{\psi_+^j(\tau)}{k - \tau} d\tau. \quad (52)$$

Assume that contours $\mathcal{G}_{1,2}(b)$ go from $\mp i\infty$ to $\mp(k_0 + b)$. Note that for $k \in \mathcal{G}'_2(b)$

$$(v_-^j(k))_{L,R} = \delta_{j,1} \pm \pi i \psi_-^j(k) + \int_{\mathcal{G}'_2(b)} \frac{\psi_-^j(\tau)}{k - \tau} d\tau, \quad (53)$$

where the integral has sense of the main value.

According to the functional equation (2), the following equation is valid:

$$\begin{aligned} -2\pi i \psi_-^j(k) &= e^{2iak} \tilde{m}_{2,1}(k) v_+^j(k) + \\ &(\tilde{m}_{1,1}(k) - 1) \left(\int_{\mathcal{G}'_2(b)} \frac{\psi_-^j(\tau) d\tau}{k - \tau} + \pi i \psi_-^j(k) + \delta_{1,j} \right), \quad k \in \mathcal{G}'_2(b) \end{aligned} \quad (54)$$

According to the geometrical symmetry,

$$v_+^j(k) = \delta_{j,2} + \int_{\mathcal{G}'_2(b)} \frac{\psi_-^{3-j}(\tau) d\tau}{k + \tau}, \quad k \in \mathcal{G}'_2. \quad (55)$$

Here $\tilde{m}_{1,1}$ and $\tilde{m}_{2,1}$ are corresponding elements of matrix \tilde{M}_2 . Note that for large $\text{Im}[k]$, $k \in \mathcal{G}'_2(b)$, the values of $(\tilde{m}_{1,1}(k) - 1)$ are close to 0 (this is the reason for variable change from U to \hat{U}). Also, under the same condition $e^{2iak} \tilde{m}_{2,1}(k)$ is close to zero.

If $\text{Im}[b]$ is large enough, the system (54) can be solved by iterations. For large $\text{Im}[b]$ only the zero-order approximation can be left, i.e. ψ_\pm^j can be set to zero. This corresponds to (49).

In the symmetrical case the proof is similar. \square

4 OE-equation

4.1 OE-notation

Introduce the following notation. Consider matrix ODE

$$\frac{\partial}{\partial \tau} X(\tau) = K(\tau) X(\tau) \quad (56)$$

taken on a contour h with starting point τ_1 and ending point τ_2 . Let the initial condition have form

$$X(\tau_1) = I.$$

By definition,

$$\text{OE}_h [K(\tau) d\tau] \equiv X(\tau_2). \quad (57)$$

The following properties are obvious:

- If h' is the contour h passed in the opposite direction, then

$$\text{OE}_{h'} [K(\tau) d\tau] = (\text{OE}_h [K(\tau) d\tau])^{-1} \quad (58)$$

- If h is a concatenation of h_1 and h_2 (h_1 is the first) then

$$\text{OE}_h [K(\tau) d\tau] = \text{OE}_{h_2} [K(\tau) d\tau] \text{OE}_{h_1} [K(\tau) d\tau] \quad (59)$$

4.2 Derivation of the OE-equation in the antisymmetrical case

According to Theorems 3.1 and 3.3, the solution of Problem 3 can be written as

$$\hat{U}(k) = \text{OE}_\gamma \left[\left(\frac{r(b)}{k - (k_0 + b)} - \frac{r^*(b)}{k + (k_0 + b)} \right) db \right] \Pi(k), \quad (60)$$

We remind that contour γ goes from $i\infty$ to 0.

A detailed study based on the continuation of matrices $\tilde{M}_{1,2}$ near the contours $\tilde{\mathcal{G}}'_{1,2}$ (see [2]) shows that the coefficient R is analytical with respect to the variable b in a narrow strip surrounding contour γ . Thus, the contour can be slightly deformed without changing the result, provided that the starting and the ending points of the contour remain the same.

Draw contours γ_+ and γ_- as it is shown in Fig. 3. These contours are needed to calculate the values $\hat{U}_R(k)$ and $\hat{U}_L(k)$, $k \in \mathcal{G}'_2$ without allowing singularities of the coefficient of ODE 1. Namely,

$$\hat{U}_R(k) = \text{OE}_{\gamma_+} [R(b, k) db] \Pi(k), \quad (61)$$

$$\hat{U}_L(k) = (\text{OE}_{\gamma_-} [R(b, k) db])^{-1} \Pi(k), \quad (62)$$

Define contour $\gamma_+ \circ \gamma_-$ as a concatenation of contours γ_+ and γ_- (γ_+ is the first). According to functional equation (30), the following relation is valid:

$$\Pi^{-1}(k) \text{OE}_{\gamma_+ \circ \gamma_-} \left[\left(\frac{r(b)}{k - (k_0 + b)} - \frac{r^*(b)}{k + (k_0 + b)} \right) db \right] \Pi(k) = \tilde{M}_2(k). \quad (63)$$

This is the OE-equation for the considered problem. Due to the geometrical symmetry, equation (29) will be also valid.

Formulate the problem for the OE-equation, to which the antisymmetrical problem of diffraction by an impedance strip becomes reduced.

Problem 6 Find function $r(b)$ for $b \in \gamma$ analytical in a narrow strip surrounding γ such that equation (63) is valid for each $k \in \mathcal{G}'_2$.

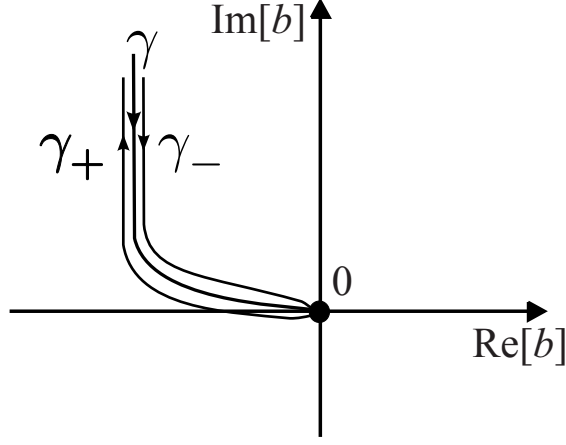


Fig. 3: Contours γ_+ and γ_- . For simplicity the case $\text{Re}[\eta] > 0$ is shown, i. e. the cuts $\mathcal{G}_{1,2}$ remain undeformed

4.3 OE-equation in the symmetrical case

The following problem should be solved in the symmetrical case.

Problem 7 Find function $l(b)$ analytical in a narrow strip surrounding γ such that equation

$$\Pi^{-1}(k) \text{OE}_{\gamma_+ + \gamma_-} \left[\left(\frac{l(b)}{k - (k_0 + b)} - \frac{l^*(b)}{k + (k_0 + b)} \right) db \right] \Pi(k) = N_2(k) \quad (64)$$

be valid for each $k \in \mathcal{G}'_2$.

5 Numerical results

5.1 Antisymmetrical case

Solving of the diffraction problem by means of the proposed technique comprises the following steps:

- Contour γ (see Fig. 3) is discretized. Problem 6 is solved numerically (the procedure is described below). As the result, the coefficient $r(b)$ becomes known in a set of points b_n covering contour γ densely .
- Points of interest are selected in the k -plane. A good choice is the set of points κ_m densely covering the segment $(-k_0, k_0)$, since such points enable one to construct the directivity of the field. For these points the values $\tilde{U}(\kappa_m)$ are found by formula (60), i. e. by solving a linear ODE with known coefficients and known initial conditions.

- Matrix $U(k)$ is found at the points $k = \kappa_m$ by inverting formula (24).
- Functions $\hat{U}_0^j(k)$ are found for $k = \kappa_m$ by formula (17).
- Functions $\hat{U}_0^j(k)$ are substituted into the embedding formula (18) to get the function $\hat{U}_0(k, k_*)$.
- The directivity is found using formula (19) for the points $\theta_m = \arccos(-\kappa_m/k_0)$.

One can see that all steps of this procedure can be done easily except the first one. To solve Problem 6 we use the technique introduced in [3]. Here we describe it.

Matrix $\tilde{M}_2(k)$ can be represented in the form:

$$\tilde{M}_2(k) = H(k) \begin{pmatrix} m(k - k_0) & 0 \\ 0 & 1 \end{pmatrix} H^{-1}(k), \quad (65)$$

where $m(b)$, $H(k)$ are introduced by (34) and (35), respectively.

The left-hand side of (63) can be rewritten as follows:

$$\begin{aligned} & \text{OE}_{\gamma_+ \circ \gamma_-} \left[\left(\frac{r(b)}{k - (k_0 + b)} - \frac{r^*(b)}{k + (k_0 + b)} \right) db \right] \\ &= F(k) \text{OE}_\sigma \left[\left(\frac{r(b)}{k - (k_0 + b)} - \frac{r^*(b)}{k + (k_0 + b)} \right) db \right] F^{-1}(k), \end{aligned} \quad (66)$$

where σ is a loop of a small radius ϵ encircling point $k - k_0$ in the positive direction, and

$$F(k) = \text{OE}_{\gamma_+^\epsilon} \left[\left(\frac{r(b)}{k - (k_0 + b)} - \frac{r^*(b)}{k + (k_0 + b)} \right) db \right]. \quad (67)$$

Here γ_+^ϵ is contour going from $i\infty$ to the start of the loop σ along γ_+ (see Fig. 4). Let $r(b)$ be represented in the form

$$r(b) = P(b) \begin{pmatrix} \xi_1(b) & 0 \\ 0 & \xi_2(b) \end{pmatrix} P^{-1}(b). \quad (68)$$

The columns of $P(b)$ are the eigenvectors of r . Almost everywhere matrix $P(b)$ can be parametrized as follows:

$$P(b) = \begin{pmatrix} 1 & p_2(b) \\ p_1(b) & 1 \end{pmatrix}. \quad (69)$$

One can see that as $\epsilon \rightarrow 0$

$$\begin{aligned} & \text{OE}_\sigma \left[\left(\frac{r(b)}{k - (k_0 + b)} - \frac{r^*(b)}{k + (k_0 + b)} \right) db \right] \rightarrow \\ & P(k - k_0) \exp \left\{ -2\pi i \begin{pmatrix} \xi_1(k - k_0) & 0 \\ 0 & \xi_2(k - k_0) \end{pmatrix} \right\} P^{-1}(k - k_0). \end{aligned} \quad (70)$$

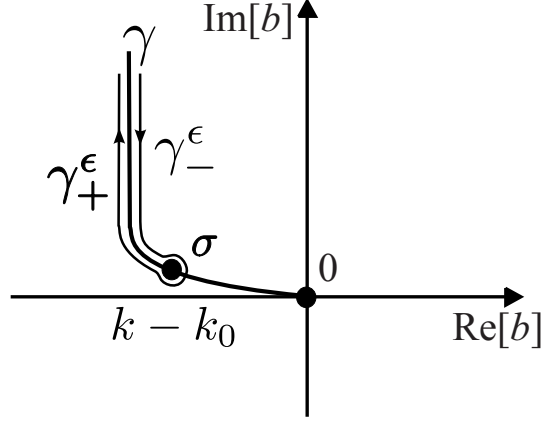


Fig. 4: Contours $\gamma_+^\epsilon, \sigma, \gamma_-^\epsilon$

It follows from (70) that the eigenvalues of $r(b)$ are connected with the eigenvalues of $\tilde{M}_2(k)$:

$$\xi_1(k - k_0) = \frac{1}{2\pi} \log(m(k - k_0)), \quad \xi_2(k) = 0. \quad (71)$$

Thus, to find r one needs only to find $p_1(b), p_2(b)$.

For $k, \beta \in \gamma, |\beta| > |k - k_0|$ define the function

$$K(\beta, k) = \text{OE}_{\gamma_{k,\beta}} \left[\left(\frac{r(b)}{k - (k_0 + b)} - \frac{r^*(b)}{k + (k_0 + b)} \right) db \right] \quad (72)$$

where contour $\gamma_{k,\beta}$ is shown in Fig. 5. Function $K(\beta, k)$ obeys the equation

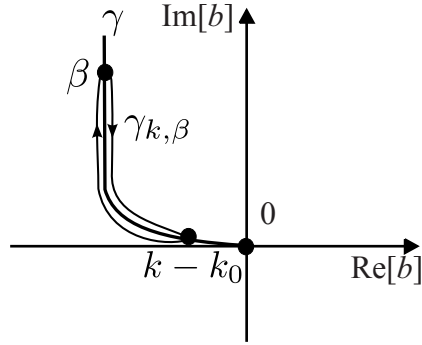


Fig. 5: Contour $\gamma_{k,\beta}$

$$\frac{\partial}{\partial \beta} K(\beta, k) = \frac{1}{k - (k_0 + \beta)} [r(\beta), K(\beta, k)] - \frac{1}{k + (k_0 + \beta)} [r^*(\beta), K(\beta, k)], \quad (73)$$

where $[\cdot, \cdot]$ is a commutator. Since K is adjoint to

$$\text{OE}_\sigma \left[\left(\frac{r(b)}{k - (k_0 + b)} - \frac{r^*(b)}{k + (k_0 + b)} \right) db \right], \quad (74)$$

its eigenvalues are the same, it can be written as follows:

$$K(\beta, k) = Q(\beta, k) \begin{pmatrix} m(k - k_0) & 0 \\ 0 & 1 \end{pmatrix} Q^{-1}(\beta, k), \quad (75)$$

where

$$Q(\beta, k) = \begin{pmatrix} 1 & q_2(\beta, k) \\ q_1(\beta, k) & 1 \end{pmatrix}. \quad (76)$$

Taking $\beta \rightarrow k - k_0$ obtain the relation $Q(k - k_0, k) = P(k - k_0)$, and thus

$$q_{1,2}(k - k_0, k) = p_{1,2}(k - k_0). \quad (77)$$

Taking $\beta \rightarrow i\infty$ obtain the relation $Q(i\infty, k) = H(k)$, and thus

$$q_1(i\infty, k) = \alpha(k), \quad q_2(i\infty, k) = 0, \quad (78)$$

where α is introduced by (35).

Elementary calculations demonstrate that equation (73) is equivalent to the following system of two independent Riccati equations:

$$\begin{aligned} \frac{\partial q_{1,2}(\beta, k)}{\partial \beta} &= \frac{\xi_1(\beta)(p_{1,2}(\beta) - q_{1,2}(\beta, k))(1 - p_{2,1}(\beta)q_{1,2}(\beta, k))}{(p_1(\beta)p_2(\beta) - 1)(k - (k_0 + \beta))} + \\ &\quad \frac{\xi_1(\beta)(p_{2,1}(\beta) - q_{1,2}(\beta, k))(1 - p_{1,2}(\beta)q_{1,2}(\beta, k))}{(p_1(\beta)p_2(\beta) - 1)(k + (k_0 + \beta))}. \end{aligned} \quad (79)$$

Thus we have to find $p_1(\beta), p_2(\beta)$ such that there exist solutions $q_{1,2}(\beta, k)$ of (79) on the part of $\beta \in \gamma$ contained between the points $k - k_0$ and $i\infty$ obeying boundary conditions (77), (78). This can be done using following numerical procedure. First, contour γ should be meshed, i. e. an array of nodes $b_j, j = 1 \dots N$ should be taken on it. Starting point b_1 should have the imaginary part big enough. The end point b_N is equal to 0. At each point b_j matrix $\tilde{M}_2(b + k_0)$ is represented in the form (65), i. e. the values $m(b)$ and $\alpha(b + k_0)$ are computed. The value $\xi_1(b + k_0)$ is computed by applying formula (71).

For the “infinity” point b_1 the following values are assigned:

$$p_1(b_1) = 0, \quad p_2(b_1) = 0. \quad (80)$$

This is a natural choice for the asymptotics of the unknown coefficient, since $M_2(k)$ tends to identity matrix, as $k \rightarrow i\infty$. The loop over $j = 2 \dots N$ is performed. At the j th step of the loop the values $p_{1,2}(b_j)$ are computed. Thus on the j th step all values $p_{1,2}(b_1) \dots p_{1,2}(b_{j-1})$ are already found. On the j th step of the loop equations (79) are solved on the contour $b \in (b_1, b_{j-1})$ for $q_{1,2}(b, b_j)$ using Runge–Kutta 4 method. The initial conditions are set as

$$q_1(b_1) = \alpha(b_1), \quad q_2(b_1) = 0 \quad (81)$$

following from (78). The values $q_{1,2}(b_1) \dots q_{1,2}(b_{j-1})$ are found. Then equations (79) are solved on the segment (b_{j-1}, b_j) (only one step is performed) by Euler method. This method does not require the values of the right-hand side at the end of the segment to be known. The values $q_{1,2}(b_j)$ are found. The assignment

$$p_{1,2}(b_j) = q_{1,2}(b_j) \quad (82)$$

is performed, following from (77).

Thus matrix $r(b)$ becomes known. It just remains to solve ODE1 (42) and then calculate antisymmetrical part of the directivity using the procedure described above. This is performed easily.

Numerical results are compared with solution obtained by the method of boundary integral equations (see Appendix B). The dependence of $|S^a(\theta, \pi/6)|$ on θ for $ka = 8$ and $\eta = 1 - 0.25i$ is presented in Fig. 6. Solid line corresponds to the method of integral equation and dotted line corresponds to the method of OE-equation. One can see that agreement is reasonable.

5.2 Symmetrical case

The solution procedure in the symmetrical case is similar. Here we just present the final results. They are showed in Fig. 7. Dependence of $|S^s(\theta, \pi/6)|$ on θ for $ka = 8$ and $\eta = 1 - 0.25i$ is displayed. Solid line corresponds to the method of integral equation and dotted line corresponds to the method of OE-equation.

6 Conclusion

In the current paper we present a new approach to matrix Riemann–Hilbert problems related to the problem of diffraction by an impedance strip. The problems are of a quite general nature, so the methods proposed here can potentially be applied to a wide class of problems.

The technique is based on an analytical result expressed in Theorem 1 and 2. The initial problem is embedded into a family of similar problems indexed by parameter b , and it is shown that the dependence of the solution on b is described by an ordinary differential equation with a relatively simple coefficient. Then, the Riemann–Hilbert problem is reformulated as a problem for an OE-equation, i. e. a problem of reconstruction of the coefficients of an ODE by using the boundary data. There is no analytical solution for the OE-problem in the general case, however some analytical technique is available in the commutative case [2]. It is also worth to note that numerical solution of the OE-problem can be very efficient since the problem is of Volterra nature (the unknown function on a contour is found step by step).

To demonstrate the practical value of the analytical results obtained here we performed some computations of the directivities for an impedance strip and compared the results with the integral equation method. The agreement is nice, and this fact means for us mainly the validity of the method in general and the

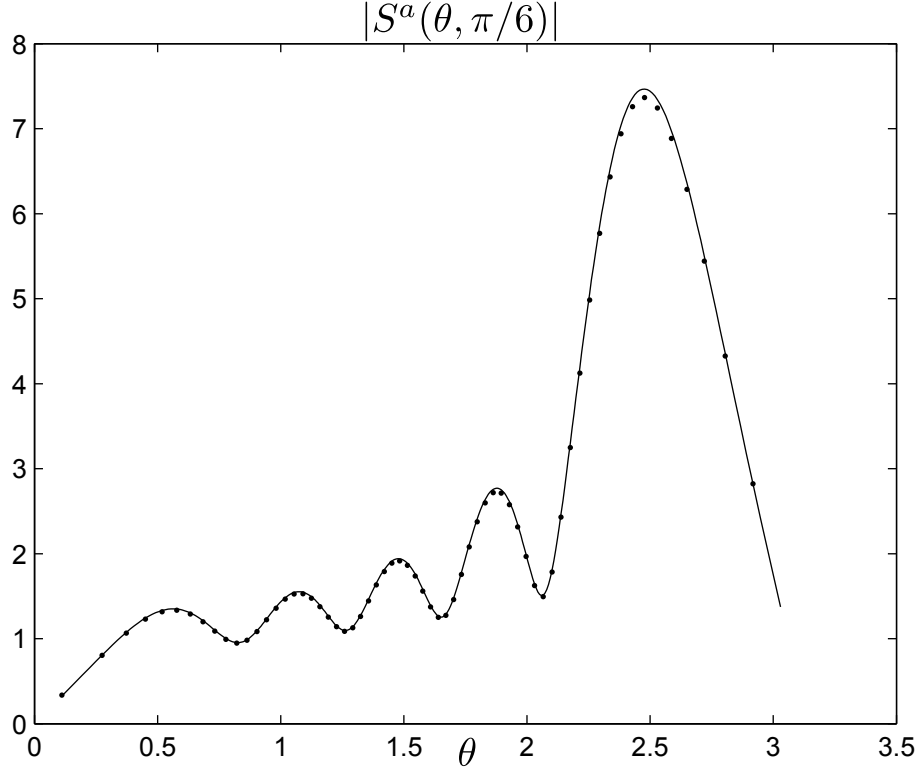


Fig. 6: Dependence of $|S^a(\theta, \pi/6)|$ on θ for $ka = 8$ and $\eta = 1 - 0.25i$. Solid line corresponds to the method of integral equation and dotted line corresponds to the method of OE-equation

absence of mistakes in the main formulae. Here we do not pursue the aim to establish a robust and accurate numerical procedure based on the new method.

Acknowledgements

The work is supported by the grants RFBR 14-02-00573, Scientific Schools 283.2014.2, and the Government grant 11.G34.31.0066.

The authors are grateful to participants of the seminar on wave diffraction held in S.Pb. branch of Steklov Mathematical Institute of RAS (the chairman is Prof. V. M. Babich) for interesting discussions.

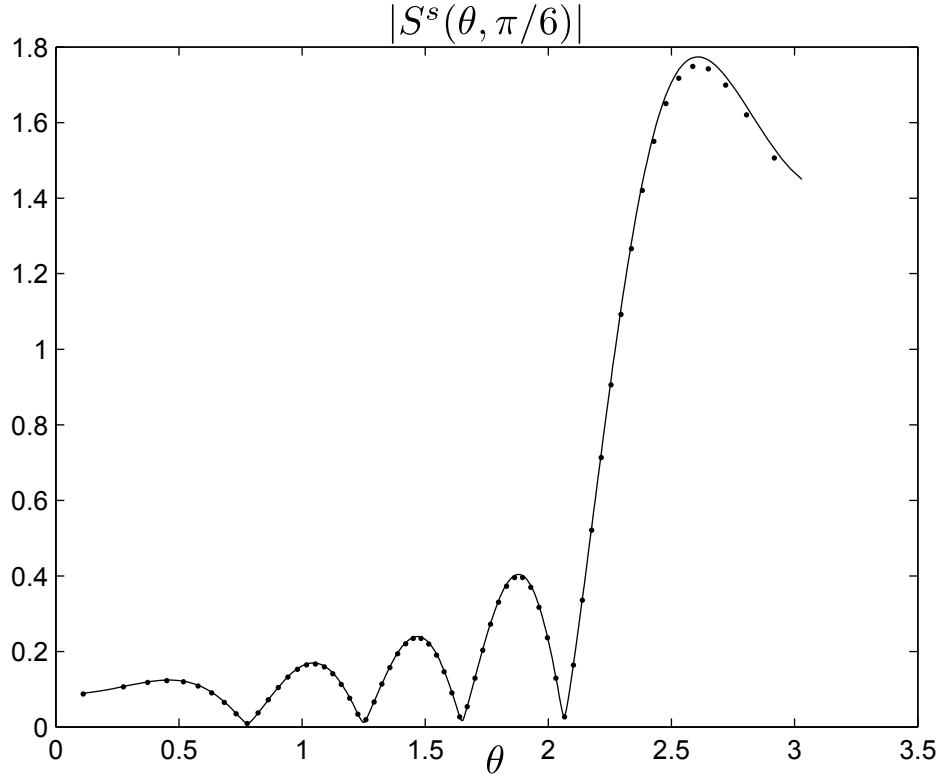


Fig. 7: Dependence of $|S^s(\theta, \pi/6)|$ on θ for $ka = 8$ and $\eta = 1 - 0.25i$. Solid line corresponds to the method of integral equation and dotted line corresponds to the method of OE-equation

Appendix A. Index of Riemann - Hilbert problem

Let us prove formula (37). Obviously,

$$\text{Idx} = \text{Arg}[m(b)]|_0^\infty, \quad (83)$$

where $\text{Arg}[\cdot]$ is the argument of the function. Introduce

$$f_1(b) = \sqrt{k_0^2 - (k_0 + b)^2 + \eta}, \quad (84)$$

$$f_2(b) = \sqrt{k_0^2 - (k_0 + b)^2 - \eta}. \quad (85)$$

Thus

$$\text{Idx} = \text{Arg}[f_1(b)]|_0^\infty - \text{Arg}[f_2(b)]|_0^\infty. \quad (86)$$

Here we consider only the case $\text{Re}[\eta] > 0$ for which no deformation of contour γ is needed, Due to the rules of analytical continuation our proof is valid for all η lying in the lower half-plane.

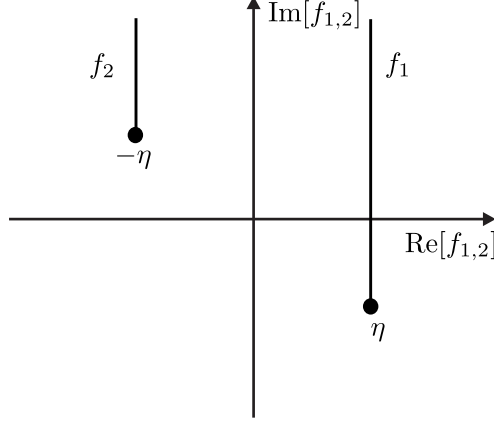


Fig. 8: Contours $f_{1,2}(b)$ for $b \in \gamma$

One can notice (see Fig. 8) that the argument of $f_{1,2}(b)$ changes from $\text{Arg}[\pm\eta]$ to $\pi/2$ while b goes from 0 to $i\infty$ along γ . Therefore

$$\text{Idx} = i(\pi/2 - \text{Arg}[\eta]) - i(\pi/2 - \text{Arg}[-\eta]) = i(\text{Arg}[-\eta] - \text{Arg}[\eta]) = i\pi. \quad (87)$$

Appendix B. Integral equation method

The antisymmetrical case. To verify the results obtained by the OE-equation method we also solved the problem of diffraction by an impedance strip using the integral equation method. In the antisymmetrical case one can obtain following equation with the help of double layer potential:

$$\left(\frac{\partial^2}{\partial x^2} + k_0^2\right) \int_{-a}^a G(x-x', 0) \nu(x') dx' + \frac{1}{2} \eta \nu(x) = ik_0 \sin \theta^{in} \exp\{-ik_0 x \cos \theta^{in}\}, \quad (88)$$

where

$$G(x, y) = -\frac{1}{4} H_0^{(1)}(k_0 \sqrt{x^2 + y^2}),$$

$H_0^{(1)}(z)$ is a Hankel function of the first kind, ν is a double-layer potential:

$$u^a(x, y) = - \int_{-a}^a \frac{\partial}{\partial y} G(x-x', y) \nu(x') dx', \quad (89)$$

u^a is the antisymmetrical part of the scattered field u^{sc} . On the strip, ν is connected with $u^a(x, y)$ by a simple formula:

$$u^a(x, +0) = -\frac{1}{2} \nu(x), \quad -a < x < a.$$

Antisymmetrical part of the directivity can be calculated using formula

$$S^a(\theta, \theta^{\text{in}}) = -e^{-i\pi/4} k_0 \sin \theta \int_{-a}^a u^a(x, +0) e^{-ik_0 x \cos \theta} dx. \quad (90)$$

Problem (88) can be discretized and solved numerically with help of the standard techniques.

Symmetrical case. In the symmetrical case it is natural to use a single layer potential. One can obtain the following integral equation:

$$\frac{1}{2}\mu(x) - \eta \int_{-a}^a G(x - x', 0) \mu(x') dx' = \eta \exp\{-ik_0 x \cos \theta^{\text{in}}\}, \quad (91)$$

where μ is a single layer potential:

$$u^s(x, y) = \int_{-a}^a G(x - x', y) \mu(x') dx'. \quad (92)$$

Here u^s is the symmetrical part of the scattered field u^{sc} . The normal derivative of the field on the strip is connected with $\mu(x)$ as follows:

$$\frac{\partial u^s}{\partial y}(x, +0) = \frac{1}{2}\mu(x), \quad -a < x < a.$$

Symmetrical part of the directivity can be calculated using the formula:

$$S^s(\theta, \theta^{\text{in}}) = e^{-i\pi/4} \int_{-a}^a \frac{\partial u^s}{\partial y}(x, +0) e^{-ik_0 x \cos \theta} dx. \quad (93)$$

References

- [1] A.V.Shanin, A.I.Korolkov, Diffraction by an impedance strip I. Symmetrization, embedding formula, and Riemann–Hilbert problem *Submitted to QJMAM*
- [2] A.V.Shanin, Solution of Riemann-Hilbert problem related to Wiener-Hopf factorization problem using ordinary differential equations in the commutative case, *Quart. Journ. Mech. Appl. Math.* **66** (2013) 533–555.
- [3] A.V.Shanin, An ODE-based approach to some Riemann–Hilbert problems motivated by wave diffraction, 2012, arXiv:1210.1964.