

# Photonic-phononic orbital angular momentum in Brillouin parametric conversion

Zhihan Zhu<sup>1,2,3</sup>, Wei Gao<sup>1,2,3★</sup>, Chunyuan Mu<sup>2,3</sup> and Hongwei Li<sup>1,2,3</sup>

1. The higher educational key laboratory for Measuring & Control Technology and Instrumentation of Heilongjiang Province.

2. Institute of photonics and optical fiber technology, Harbin University of Science and Technology.

3. Department of Optoelectronic Information Science and Engineering, Harbin University of Science and Technology, Harbin 150080, China.

\*e-mail: [gaowei@hrbust.edu.cn](mailto:gaowei@hrbust.edu.cn);

Orbital angular momentum (OAM) is a fundamental photonic degree of freedom, showed by Allen and co-workers<sup>1-3</sup>. Its most attractive feature is an inherently infinite dimensionality, which in recent years has obtained several ground-breaking demonstrations of high information-density communication and processing, both in classical and quantum<sup>4-9</sup>. Here, by seeking the reason for photonic OAM non-conservation in stimulated Brillouin amplification, we report the first demonstration of the evolution law for OAM in Brillouin process. The parameter of OAM can conveniently transfer between the phonons and different polarized photons due to the photonic spin angular momentum conservation. Our results have revealed a parametric conversion mechanism of Brillouin process for Photonic-phononic OAM, demonstrated the role of phononic OAM and the vortex acoustic wave in this process, and suggested this mechanism may find important applications in OAM-based information communication and processing.

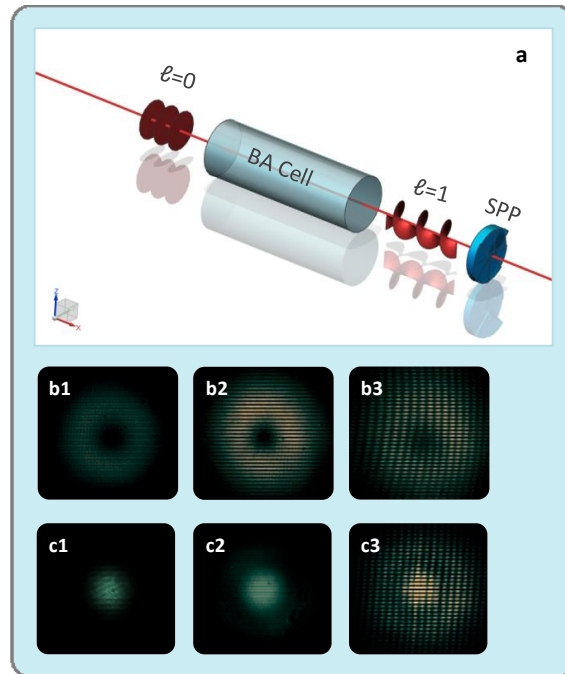
The natural eigenstates of photonic OAM in paraxial is Laguerre-Gaussian modes, which carry an OAM of  $\ell\hbar$  per photon. The index  $\ell$  is topological charge that can take any integer value. Due to the unique profile of OAM beams, it has a rapid development in light manipulation, enhanced imaging, astronomy, optical vortex knots, and optical memory<sup>10-16</sup>, ranging from light to radio waves, and even electrons and plasma<sup>17-21</sup>. Angular momentum can be divided into spin angular momentum (SAM) and

OAM in paraxial approximation, and when the beam propagates in vacuum or a homogeneous and isotropic medium, the SAM and OAM are separately conserved<sup>22,23</sup>, which provides a basis for communicating information over long distance with OAM photons. In contrast, the information processing requires some interaction between signals. In the case of OAM beams, this interaction can be perfectly enabled by nonlinear optical processes, such as parametric down conversion (PDC), second harmonic generation (SHG) and four-wave mixing (FWM)<sup>24-28</sup>. The intrinsic process of parametric conversion is annihilation and creation of photons, which means no correlation diluted, and all parameter should be conserved and total angular momentum is no exception. Therefore, these processes can be used in both classical and quantum information processing for OAM photons. Moreover, the Brillouin interaction is considered as an inelastic scattering of light from sound, whose behavior has parallels in parametric process. Recently, some brilliant researches on photon-phonon coupling such as Brillouin cooling, on-chip and micro-waveguides Brillouin scattering have shown its quantum property and a potential in information processing<sup>29-34</sup>, and these researches attended more the energy flow of acoustic wave. Here, we concern about the parameter dynamic process of phonon, which is the source of acoustic wave or specifically the periodic changes of refractive index caused by electrostriction.

In this work, we theoretically and experimentally report a fascinating nonlinear optical process of photonic-phononic OAM in Brillouin parametric conversion (BPC). The photon-photon and photon-phonon coupling involving OAM are investigated by stimulated Brillouin amplification (SBA) and Brillouin enhanced four-wave mixing (BEFWM) respectively. We confirm the existence of phononic OAM and vortex acoustic wave in these interactions. More specifically, a detailed analysis of the OAM evolution in Brillouin process reveals that the Brillouin interaction is not an analogue but a

true parametric conversion process between photons and phonons. Furthermore, we used this proposal to accurately predict the result in stimulated Brillouin scattering (SBS) with an OAM beam as pump. Beyond the fundamental significance, this groundbreaking experiment testifies the potential of the BPC in OAM-based information processing.

We first demonstrate the evolution of OAM in photon-photon coupling through SBA. Figure 1 a, b, c shows schematic presentation and experimental results of SBA process, in which an OAM state of  $\ell=1$  is carried by pump and seed, respectively. The OAM beam is converted from Gaussian beam by a spiral phase plate, and the Brillouin medium is  $\text{CS}_2$ . The results show that the seed is high-fidelity amplified (without  $\ell$  changed) in both cases regardless of pump states. This implies that the SBA is a parametric amplification process, i.e. the seed is cloned photon by photon. At this point, the SBA is an ideal technique to amplify signals encoded by OAM photons.



**Figure 1 | Schematic presentation and experimental results of SBA.** **a**, Schematic presentation of SBA process. An OAM beam of  $\ell=1$  acted seed and pump, respectively, and the OAM beam is converted from Gaussian beam by a spiral phase plate (SPP). Pump and seed collinearly interact in the Brillouin amplifier (BA) contained  $\text{CS}_2$ . **b1-b3**, Experimental results of OAM beam acts as a seed: the intensity profiles of input seed (**b1**), output

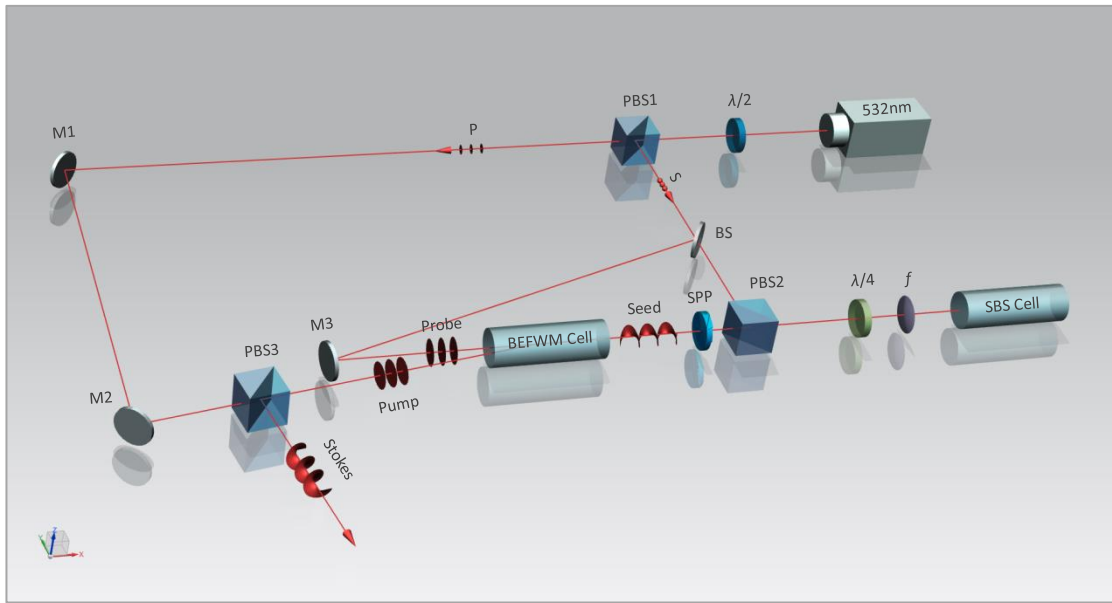
amplified seed **(b2)** and its interferogram produced with a plane wave **(b3)**. **c1-c3**, Experimental results of OAM beam acts as a pump: the intensity profiles of input seed **(c1)**, output amplified seed **(c2)** and its interferogram produced with a plane wave **(c3)**.

However, we realize that the total photonic OAM is not conserved in both cases, which implies an observable quantity about OAM should exist. Clearly, any physical quantity carries energy; therefore, we seek the observable quantity by energy flux tracing. The interaction picture Hamiltonian for SBA can be represented as  $H = \hbar\kappa(a_p a_s^\dagger \rho^\dagger + a_p^\dagger a_s \rho)$  (1), here  $\rho$  and  $a_p$  ( $a_s$ ) are the annihilation operators for phonon and pump (seed) photon, respectively, and  $\kappa$  is a coupling constant. It is not hard to find a relationship of  $L_x |\ell_p\rangle = L_x (|\ell_s\rangle + |\ell_p\rangle)$  (2), which is required by system OAM conservation, here  $L_x$  is OAM operator for  $x$ -axis,  $|\ell_p\rangle$  and  $|\ell_p\rangle$  ( $|\ell_s\rangle$ ) are OAM states of phonon and pump (seed) respectively. And then we get the answer for the non-conservation of photonic OAM in SBA — the phonons carry an OAM of  $|1\rangle$  in both cases (see method). So, we find a new kind of OAM, i.e. phononic OAM.

According to the above analysis, we note the assumption of phonon carrying OAM means that it has a rotationally symmetric periodic structure, and the dissipation of this phonon will generate a vortex acoustic wave. The acoustic wave is crucial for BPC process, which provides the path of energy dissipation to ensure the possibility of process. In addition, the Hamiltonian of SBA suggests that the process is actually a two-mode squeezing process, which indicates a strong correlation between the created photons and phonons. Moreover, in the first case, that the medium feels a torque with opposite rotation of incoming photons, which is called “negative optical torque”<sup>35</sup>.

Now in order to intuitionally confirm the phononic OAM and the vortex acoustic wave existing in BPC process, another experiment is performed, i.e. BEFWM. We introduce another probe beam and demonstrate the OAM evolution in photon-phonon coupling between the probe photons and the phonons created in SBA. The interaction picture Hamiltonian for probe-phonon coupling in BEFWM

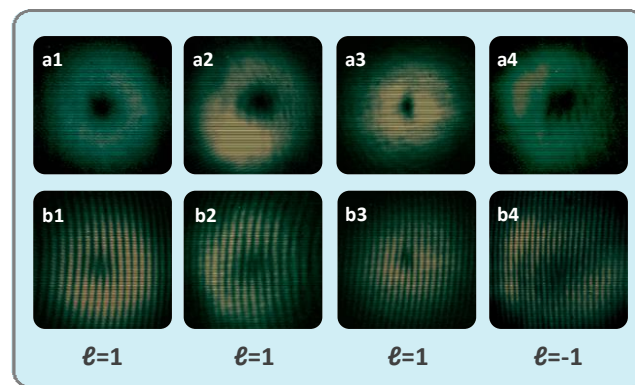
can be represented as  $H = \hbar\kappa(a_b a_k^\dagger \rho^\dagger + a_b^\dagger a_k \rho)$  (3), and the conservation of OAM requires  $L_x |\ell_b\rangle = L_x (|\ell_k\rangle + |\ell_p\rangle)$  (4), here  $a_b$  ( $a_k$ ) and  $|\ell_b\rangle$  ( $|\ell_k\rangle$ ) are the annihilation operators for probe (Stokes) photons and the OAM states of them respectively. The BEFWM contains two processes, pump-seed coupling and probe-phonon coupling. Indeed BEFWM is a five-wave process, and we can obtain the relationship of OAM states only for photons in BEFWM is  $L_x |\ell_k\rangle = L_x (|\ell_b\rangle - |\ell_p\rangle + |\ell_s\rangle)$  (5).



**Figure 2 | Schematic diagram of the experimental set-up for BEFWM.** A Gaussian beam is split into P and S components by  $\lambda/2$  plate and PBS1, and the P component is transported to the BEFWM cell as a pump. The transmitted S component is directed toward the SBS cell to generate a seed beam, and the reflected S component is used as a probe. The pump and seed interact non-collinearly in BEFWM cell to create phonons, and then the probe interacts with phonons, creating a Stokes beam, and reflected output from PBS3. A SPP is used for respective converting seed, pump and probe into OAM beams.

Figure 2 shows a schematic diagram of the experimental set-up for BEFWM (see methods). An OAM state of  $|1\rangle$  acts as a seed, pump and probe, respectively, and then according to the equation (5) (see methods), the OAM states of output Stokes photon should be  $|1\rangle$ ,  $|1\rangle$  and  $|-1\rangle$ , respectively. The intensity distribution and the interference patterns of output Stokes beam received by a CCD are shown in figure 3. Obviously, the results are in good agreement with the above theoretical analysis,

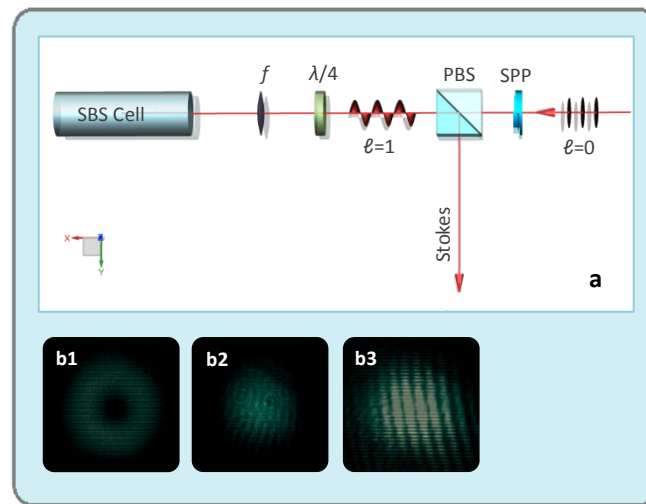
thus it is a direct evidence for confirming the prior assumptions in this work, i.e. phononic OAM existing in BPC and the vortex acoustic wave generated by OAM phonon dissipation. Particularly, the intensity pattern of  $a_2$  and  $a_4$  are not symmetrically uniform due to non-collinear parametric process. More specifically, comparing with the input state, the rotationally symmetric axis of OAM beam is changed when it outputs. Moreover, the five-wave BPC process of BEFWM shows a great potential in OAM-based information processing, whose behavior just like a random access memory (RAM), the OAM data can be written to the phonon of media and also read from the phonon by a probe.



**Figure 3 | Experimental results of output Stokes beam of BEFWM.** **a1,b1**, Observed intensity profiles of input OAM beam (**a1**) and its interferogram produced with a plane wave (**b2**). **a2-a4, b2-b4**, Observed intensity profiles and interferograms of output Stokes beams when an OAM beam acts as a seed (**a2,b2**), pump (**a3,b3**) and probe (**a4,b4**), respectively.

Finally, based on the above discussion, let us analyze the case of SBS with a pump carrying OAM (see method). At the first step of SBS, some photons will be absorbed (annihilation) by medium, which means the medium feels an optical torque, and it lead to annihilate photonic OAM and create phononic OAM. Then a pump-phonon coupling and a pump-Stokes coupling will be involved. Consequently, the photonic OAM of pump will continuously transfer into phononic OAM and then be dissipated by vortex acoustic wave in both cases, and finally, no OAM would be carried by Stokes photons. Figure 4 is experimental set-up for SBS of pump carrying OAM of  $\ell=1$ . It is clear that the intensity and interference patterns shown in results are both in good agreement with above theoretical predictions. In

addition, unlike OAM, the photonic SAM is conserved. In other words, for the medium cannot feel the SAM, no microstructure of phonon can represent an intrinsic quantity of photonic SAM. At this point, the radiation of Stokes photons is inevitable, so in a way the photonic SAM conservation is a crucial mechanism for the phenomenon of inelastic scattering, and actually the polarization matching condition is also required by it. Therefore, the phonon has no polarization characteristic, which provides an innately key factor for information processing, so that the data in phonons can exchange between orthogonally polarized photons, without the disturbance of direct OAM coupling between photons.



**Figure 4 | Schematic diagram of the experimental set-up for SBS and experiment results.** **a**, Experimental set-up for SBS of pump carrying OAM. The input pump carrying an OAM of  $\ell=1$  is converted from a Gaussian beam by a SPP, and the output Stokes beam is reflected from PBS. **b1**, Observed intensity profiles of pump. **b2,b3**, the intensity profiles (**b2**) and interferogram (**b3**) of output Stokes.

In conclusion, by using OAM as a tracer parameter, we have theoretically and experimentally demonstrated the parametric evolution in BPC process. Based on consideration of the OAM conservation, the law of OAM coupling between photons and phonons is confirmed. Our results hold much promise for optical communication and processing based on OAM, and some researches for photonic-phononic OAM coupling will be carried out in future such as amplification, phase correction, computing, data storage and processing. On the other hand, the creation of photon and phonon seems to

be an optical squeezing process, and this renews the interest in the physical nature of Brillouin process.

The natural question is, at the proper condition, whether the phonon can be initially in superposition state and the generation of acoustic wave makes it decoherence. An extension to our work would be to investigate the case of existing multimode phonons. It is expected that more complicated correlations and evolution paths will be presented, which means more resources and information channel can be exploited.

## Methods

**Experimental details.** In our experiments, A frequency-doubled Q-switched Nd:YAG laser produces single-longitudinal and single-transversal Gaussian pulses with duration 10ns and linear polarization at 1/10Hz repetition rate. The OAM beam is produced by SPP (RPC Photonics, VPP-1c), and energy detectors (Ophir PE-9, PD-10 and Newport 818E-10-25-S) are used according to the values of laser energy and confirming the processing of parametric conversion. The nonlinear medium is CS<sub>2</sub>, and a polarization decoupling method is adopted for avoiding probe-seed coupling in BEFWM Cell. The plane reference beam for producing interference pattern is frequency matching with OAM beam by using SBS.

**OAM evolution in SBA process.** The interaction picture Hamiltonian for SBA can be represented as

$$H = \hbar\kappa(a_p^\dagger a_s^\dagger \rho^\dagger + a_p^\dagger a_s \rho) \quad (1).$$

We consider the requirement of system OAM conservation, and then a relationship of  $L_x |\ell_p\rangle = L_x (|\ell_s\rangle + |\ell_\rho\rangle)$  (2) is gotten. At end, removing the operator, we obtains the OAM

state of phonons in SBA experiment as shown in figure 1 is  $|\ell_\rho\rangle = |\ell_p\rangle + |\ell_s\rangle$ , and the results of two cases are

$$|\ell_\rho\rangle = |0\rangle + |1\rangle = |1\rangle \quad \text{and} \quad |\ell_\rho\rangle = |1\rangle + |0\rangle = |1\rangle, \text{ respectively.}$$

**OAM evolution in BEFWM process.** The Hamiltonian for probe-phonon coupling in BEFWM is

$$H = \hbar\kappa(a_b^\dagger a_k^\dagger \rho^\dagger + a_b^\dagger a_k \rho) \quad (3),$$

and the conservation of OAM requires  $L_x |\ell_b\rangle = L_x (|\ell_k\rangle + |\ell_\rho\rangle)$  (4). Now,

both considering equation (2) and (4), the relationship of OAM states only for photons in BEFWM emerges:



$L_x |\ell_k\rangle = L_x (|\ell_b\rangle - |\ell_p\rangle + |\ell_s\rangle)$  (5). Removing the operator we get  $|\ell_k\rangle = |\ell_p\rangle + |\ell_s\rangle - |\ell_b\rangle$ , and respective substituting OAM states of three cases, we obtain the states of output Stokes photons should be  $|1\rangle$ ,  $|1\rangle$  and  $|-1\rangle$ , respectively.

**OAM evolution in SBS process.** We first analyze the initial point of SBS with OAM pump. At the beginning of SBS, some photons are absorbed, leading to the phonons carrying OAM, thus the initial state of phonon is  $|1\rangle$ .

And then two cases will perform:

(a) Pump-phonon coupling, the OAM relationship is  $L_x |\ell_p\rangle = L_x (|\ell_k\rangle + |\ell_s\rangle)$ , and the output Stokes state is  $|\ell_k\rangle = |\ell_p\rangle - |\ell_s\rangle = |1\rangle - |1\rangle = |0\rangle$ .

(b) Pump-Stokes coupling, indeed a SBA process in which the seed  $|\ell_s\rangle$  is played by Stokes  $|\ell_k\rangle$  generated in case (a). The OAM relationship is  $L_x |\ell_p\rangle = L_x (|\ell_p\rangle + |\ell_s\rangle)$ , and the output Stokes state is  $|\ell_k\rangle = |\ell_s\rangle = |\ell_p\rangle - |\ell_p\rangle = |1\rangle - |1\rangle = |0\rangle$ .

## References

1. Franke-Arnold, S., Allen, L. & Padgett, M. Advances in optical angular momentum. *Laser Photon. Rev.* **2**, 299–313 (2008).
2. Yao, A. M. & Padgett, M. J. Orbital angular momentum: origins, behavior and applications. *Adv. Opt. Photon.* **3**, 161–204 (2011).
3. Allen, L., Beijersbergen M. W., Spreeuw, R. J. C. & Woerdman, J. P. Orbital angular momentum of light and the transformation of Laguerre–Gaussian laser modes. *Phys. Rev. A* **45**, 8185–8189 (1992).
4. Mair, A., Vaziri, A., Weihs, G. & Zeilinger, A. Entanglement of the orbital angular momentum states of photons. *Nature* **412**, 313–316 (2001).
5. Molina-Terriza, G., Torres, J. P. & Torner, L. Twisted photons. *Nature Phys.* **3**, 305–310 (2007).
6. Nagali, E. et al. Optimal quantum cloning of orbital angular momentum photon qubits through Hong–Ou–Mandel coalescence. *Nature Photon.* **3**, 720–723 (2009).
7. Leach, J. et al. Quantum correlations in optical angle-orbital angular momentum variables. *Science* **329**, 662–665 (2010).
8. Adetunmise C. Dada et al. Experimental high-dimensional two-photon entanglement and violations of generalized Bell inequalities. *Nature Phys.* **7**, 677–680 (2011).
9. J. Wang et al. Terabit free-space data transmission employing orbital angular momentum multiplexing. *Nature Photon.* **6**, 488–496 (2012).
10. Padgett, M. & Bowman, R. Tweezers with a twist. *Nature Photon.* **5**, 343–348 (2011).
11. K Dholakia & T Čižmár. Shaping the future of manipulation. *Nature Photon.* **5**, 335–342 (2011).
12. MacDonald, M. P. et al. Creation and manipulation of three-dimensional optically trapped structures. *Science*

- 296**, 1101–1103 (2002).
13. Dennis, M. R., King, R. P., Jack, B., O'Holleran, K. & Padgett, M. J. Isolated optical vortex knots. *Nature Phys.* **6**, 118–121 (2010).
  14. L. X. Chen, J. J. Lei & Jacqueline, R. Quantum digital spiral imaging. *Light: Science & Applications* **3**, e153 (2014).
  15. Elias, N. M. II Photon orbital angular momentum in astronomy. *Astron. Astrophys.* **492**, 883–922 (2008).
  16. A. Nicolas, L. et al. A quantum memory for orbital angular momentum photonic qubits. *Nature Photonics* **8**, 234–238 (2014).
  17. Uchida, M. & Tonomura, A. Generation of electron beams carrying orbital angular momentum. *Nature* **464**, 737–739 (2010).
  18. McMorran, B. J. et al. Electron vortex beams with high quanta of orbital angular momentum. *Science* **331**, 192–195 (2011).
  19. Sasaki, S. & McNulty, I. Proposal for generating brilliant X-ray beams carrying orbital angular momentum. *Phys. Rev. Lett.* **100**, 124801 (2008).
  20. Erik, H. et al. Coherent optical vortices from relativistic electron beams. *Nature Phys.* **9**, 549–553 (2013).
  21. Yu, H. H. et al. Optical orbital angular momentum conservation during the transfer process from plasmonic vortex lens to light. *Sci. Rep.* **3**, 3191 (2013).
  22. Marrucci, L., Manzo, C. & Paparo, D. Optical spin-to-orbital angular momentum conversion in inhomogeneous anisotropic media. *Phys. Rev. Lett.* **96**, 163905 (2006).
  23. Ebrahim, K. et al. Generating optical orbital angular momentum at visible wavelengths using a plasmonic metasurface. *Light: Science & Applications* **3**, e167 (2014).
  24. W. Jiang et al. Computation of topological charges of optical vortices via nondegenerate four-wave mixing. *Phys. Rev. A* **74**, 043811 (2006).
  25. G.H. Shao, Z. J. Wu, J. H. CH. F. Xu, & Y. Q. Lu. Nonlinear frequency conversion of fields with orbital angular momentum using quasi-phase-matching. *Phys. Rev. A* **88**, 063827 (2013).
  26. Noa Voloch Bloch et al. Twisting Light by Nonlinear Photonic Crystals. *Phys. Rev. Lett.* **108**, 233902 (2012).
  27. Roger, T., Heitz, J.J.F., Wright, E.M. & Faccio, D. Non-collinear interaction of photons with orbital angular momentum. *Sci. Rep.* **3**, 3491 (2013).
  28. Y. Li et al. Orbital angular momentum photonic quantum interface. *arXiv*: **1410.7543** [quant-ph].
  29. Dainese, P. et al. Stimulated Brillouin scattering from multi-GHz-guided acoustic phonons in nanostructured photonic crystal fibres-guided acoustic phonons in nanostructured photonic crystal fibres. *Nat. Phys.* **2**, 388–392 (2006).
  30. Kang, M. S., Nazarkin, A., Brenn, A. & Russell, P. S. J. Tightly trapped acoustic phonons in photonic crystal fibres as highly nonlinear artificial Raman oscillators. *Nat. Phys.* **5**, 276–280 (2009).
  31. Bahl, G., Tones, M., Marquardt, F. & Carmon, T. Observation of spontaneous Brillouin cooling. *Nat. Phys.* **8**, 203–207 (2012).
  32. Shin, H. et al. Tailorable stimulated Brillouin scattering in nanoscale silicon waveguides. *Nat. Commun.* **4**, 1944 (2013).
  33. Beugnot, J.-C. B. et al. Brillouin light scattering from surface acoustic waves in a subwavelength-diameter optical fibre. *Nat. Commun.* **5**:5242 (2014).
  34. Z. M. Zhu, Gauthier, D. J. Boyd, R. W. Stored Light in an Optical Fiber via Stimulated Brillouin Scattering. *Science*, **318** 1748 (2007).
  35. J. Chen et al. Negative Optical Torque. *Sci. Rep.* **4**, 6386 (2014).

## **Acknowledgements**

The authors thank Xinmin Guo for illustrations assistance. This work is supported by the National Natural Science Foundation of China (Grant No. 61378003), the Key Programs of the Natural Science Foundation of Heilongjiang Province of China (Grant No. ZD201415).

## **Author contributions**

Wei Gao and Zhihan Zhu proposed the concept, conceived and designed the experiments. Zhihan Zhu performed the theoretical analyses. Chunyuan Mu and Hongwei Li performed the experiments. Wei Gao and Zhihan Zhu wrote the paper with contributions from all authors.