

RESEARCH ARTICLE

*Collision Avoidance in TV White Spaces: A Cross-layer Design
Approach for Cognitive Radio Networks*Fotis Foukalas ^{a *} and George T. Karetsos^b^aDept. Informatics and Telecommunications, University of Athens, Athens Greece;^bDept. Informatics and Telecommunications, Technological Education Institute of
Larissa, Larissa, Greece

(v1.0 released October 2012)

One of the most promising applications of cognitive radio networks (CRNs) is the efficient exploitation of TV white spaces (TVWSs) for enhancing the performance of wireless networks. In this paper, we propose a cross-layer design (CLD) of carrier sense multiple access with collision avoidance (CSMA/CA) mechanism at the medium access control (MAC) layer with spectrum sensing (SpSe) at the physical layer, for identifying the occupancy status of TV bands. The proposed CLD relies on a Markov chain model with a state pair containing both the SpSe and the CSMA/CA from which we derive the collision probability and the achievable throughput. Analytical and simulation results are obtained for different collision avoidance and spectrum sensing implementation scenarios by varying the contention window, backoff stage and probability of detection. The obtained results depict the achievable throughput under different collision avoidance and spectrum sensing implementation scenarios indicating thereby the performance of collision avoidance in TVWSs based cognitive radio networks.

Keywords: collision avoidance, carrier sense multiple access with collision avoidance, cognitive radio networks, spectrum sensing, cross-layer design, Markov chain.

1. Introduction

In the last decade, cognitive radio (CR) technology has been one of the main focal points by both the research community and the wireless communications industry. This is attributed to the fact that the CR technology promises an efficient and pervasive way for the utilization of spectrum resources. For instance, the Federal Communications Commission (FCC) in the US has identified that there are several unused portions in the TV spectrum range that are known as TV white spaces (TVWSs) (FCC, 2008). However, CR technology requires specific functionalities in order to learn about the spectrum occupancy and then identify the quality of the TVWSs including the usage percentage from licensed users. Such a functionality can be provided by a spectrum sensing (SpSe) mechanism which can sense and provide feedback regarding spectrum occupancy (Yucek, 2009) (Zeng et al. 2010). Besides, since the TVWSs should be available to different users at different locations the concept of cognitive radio networks (CRNs) has been defined (Akyildiz, 2006, Bixio, 2011). Such a network specifies all these functionalities making available the white spaces to cognitive users (CUs) through specific medium access control (MAC) techniques and protocols (Xiao and Hu, 2009). Due to its importance, in this paper, we focus on the collision avoidance functionality at the MAC

*Corresponding author. Email: foukalas@di.uoa.gr

layer of CRNs, where the latter exploits TVWSs.

In CRNs, channels availability is manifested via a SpSe mechanism at the physical (PHY) layer (Foukalas and Karetsos, 2012) and subsequently the packet transmission is accomplished through an appropriate medium access control (MAC) layer technique (Cormio and Chowdhury, 2009, Yan, 2010). In this case, an important issue at the MAC layer is the design of the collision avoidance mechanism when a CRN is implemented in a distributed coordination function (DCF). Looking into the current proposals for implementing the collision avoidance in CRNs, such a functionality is provided in two cases in IEEE 802.22 standard: a) when dynamic frequency hopping (DFH) between adjacent base stations (BSs) is supported, where both SpSe and data transmission takes place from multiple adjacent cells and b) when the point-to-point communication method (i.e. mesh type of CRN) is supported where the traffic flows among the customer premises equipments (CPEs) directly (IEEE P802.22, 2006). Moreover, the ECMA-392 standard provides a DCF through a prioritized carrier sense multiple access for collision avoidance (CSMA/CA) that permits multiple devices to contend for gaining access to the medium based on traffic priority (ECMA, 2009).

Nevertheless, the incorporation of the MAC layers with the PHY layer has not been considered so far in order to guarantee the efficient interworking between these two layers. In this paper, we investigate the collision avoidance in CRNs operating over TVWSs using a cross-layer design (CLD) approach. Using the proposed CLD, we incorporate the multi-channel SpSe at the PHY layer with the CSMA/CA protocol at the MAC layer which employs exponential backoff and saturation conditions. In the proposed CLD approach, both SpSe and CSMA/CA are modelled as a two-dimensional Markov chain. From the steady state convergence of the stochastic Markov chain analysis, we derive the collision probability that is used in the sequel for deriving the achievable throughput. Both collision probability and throughput are considered the performance metrics in this particular investigation. The obtained results illustrate the achievable throughput under different collision avoidance conditions and spectrum sensing scenarios by varying the contention window, backoff stage and probability of detection.

To the best of our knowledge and based on the literature review presented below, such design has not been investigated so far by the research community. However, there exist a few solutions, which are relative to the proposed CLD that we present subsequently. In (Chen, 2008) and (Liang, 2008) a CLD between the SpSe mechanism at the physical layer and the MAC layer is proposed in which a constraint on collision avoidance dictates the operating characteristics of SpSe; however, neither a specific collision avoidance protocol nor any other protocol has been incorporated. In (Chong, 2010), the authors highlight the impact of imperfect SpSe at the physical layer on the performance of the MAC layer by using a cross-layer performance analysis; however, they have not provided a specific CLD scheme and most importantly their analysis does not take into account exponential backoff for the CSMA/CA protocol and multichannel SpSe. Therefore, a study that considers multi-channel SpSe, exponential backoff capabilities of collision avoidance in CRNs and a CLD with SpSe has not been provided so far and thereby this is the aim of this work.

The rest of this paper is organized as follows. In section 2 the proposed cross-layer design is presented while in section 3 the performance metrics are derived through an appropriate analysis, which lead to the formulation of collision probability and achievable throughput expressions. Section 4 presents and discusses the results and we conclude with a brief discussion in section 5.

2. Cross-layer Design of Collision Avoidance with Spectrum Sensing in CRNs

We assume n stations for the cognitive radio network, which are spatially distributed and are sharing a pool of channels. Each station is able to sense $c \in (1, C)$ channels using the spectrum sensing (SpSe) mechanism at the physical layer. SpSe is accomplished via an energy detection scheme over an additive white Gaussian noise (AWGN) channel or under Rayleigh fading. Energy detection is the most widely used technique since it has low implementation complexity for unknown signals (Yucek, 2009). The energy detection scheme senses the signal to noise ratio (SNR) γ of the primary signal for a sensing time T_s at frequency f_s . Considering imperfect SpSe, a channel is assumed idle when the SNR γ is less than a predefined threshold value η , i.e. $\gamma < \eta$, and thus four possible cases are introduced for the state of the primary network (PN) as their perceived at the secondary network (SN) known as: detection, missed detection, false alarm and no false alarm with probabilities P_d , $(1 - P_d)$, P_f and $(1 - P_f)$ respectively (Liang, 2008).

In the case of an AWGN channel, the probabilities of detection P_d and false alarm P_f are given as follows (Liang, 2008):

$$P_{d,awgn} = Q \left(\left(\frac{\eta}{\sigma_n^2} - \gamma - 1 \right) \sqrt{\frac{\tau f_s}{2\gamma + 1}} \right) \quad (1)$$

$$P_f = Q \left(\frac{\eta}{\sigma_n^2 - 1} \sqrt{\tau f_s} \right) \quad (2)$$

where Q is the complementary distribution function of the standard Gaussian:

$$Q(x) = \frac{1}{\sqrt{2\pi}} \int_x^\infty e^{-\frac{t^2}{2}} dt. \quad (3)$$

In the case of a Rayleigh fading channel, the probability of detection P_d for an average SNR value $\bar{\gamma}$ and based on the chi-square distribution with a normalized parameter β as presented in (Digham, 2007) is given as follows:

$$P_{d,Ray} = e^{-\frac{\eta}{2\sigma^2}} \sum_{i=0}^{N/2-2} \frac{\left(\frac{\eta}{2\sigma^2}\right)^i}{i!} + \left(\frac{2\sigma^2 + \beta\bar{\gamma}}{\beta\bar{\gamma}}\right)^{N/2-1} \times \left[e^{-\frac{\eta}{2\sigma^2 + \beta\bar{\gamma}}} - e^{-\frac{\eta}{2\sigma^2}} \sum_{i=0}^{N/2-2} \frac{\left(\frac{\eta\beta\bar{\gamma}}{2\sigma^2(2\sigma^2 + \beta\bar{\gamma})}\right)^i}{i!} \right] \quad (4)$$

where N is equal to the sampling factor τf_s .

Fig. 1 depicts the complementary receiver operating characteristics (ROC) curve, which deploys the probability of missed detection $1 - P_d$ versus the probability of false alarm P_f for different number of threshold η , where $\eta \in [0, 1]$. Moreover, the sensing time is considered $\tau = 2ms$ (solid line) and $\tau = 4ms$ (dashed line), while the sensed SNR is considered $\gamma = -15dB$ and $\gamma = -13dB$ respectively. Obviously, when the sensing time and the sensed SNR increase, the probability of missed detection decreases. Fig. 2 depicts the complementary ROC curve in the case of Rayleigh fading channel for average SNR values equal to $\bar{\gamma} = 10dB$ and $\bar{\gamma} = 20dB$,

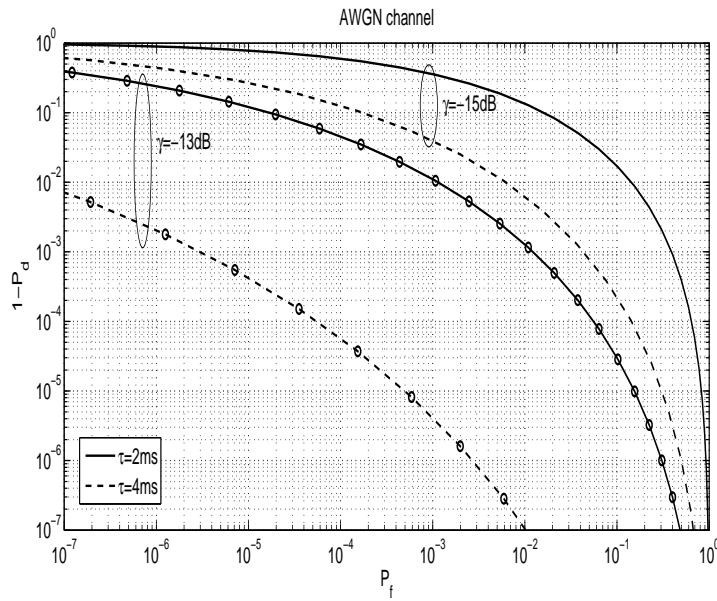


Figure 1. Complementary ROC for AWGN channel

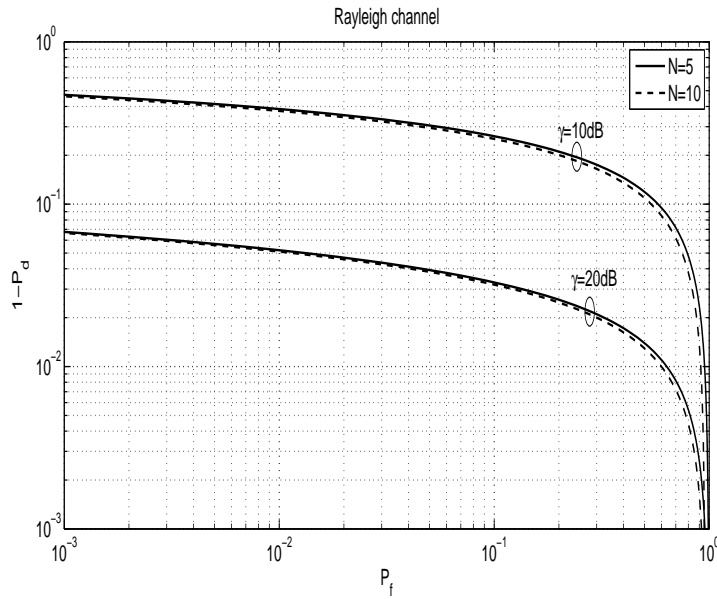


Figure 2. Complementary ROC for Rayleigh channel

while the number of samples are equal to $N = 5$ (solid line) and $N = 10$ (dashed line). An identical number of samples and sensed SNR are also realized in case of Rayleigh channel.

At the MAC layer, the CSMA/CA protocol for packet transmission is considered in saturation conditions (i.e. each station has always a packet for transmission) with a binary slotted exponential backoff of maximum backoff stage m and minimum contention window of size W (Bianchi, 2000). We assume that for a slot at time t , a number of C channels are being sensed and a node of the CRN is able to transmit only in one channel per slot (Bianchi, 2000). Thus, based on (Bianchi, 2000) and (Xing, 2006), we model both SpSe and CSMA/CA as discrete time Markov processes denoted as s_t and b_t respectively. In order to cross-layer design (CLD) the SpSe with CSMA/CA, we construct an augmented Markov chain with

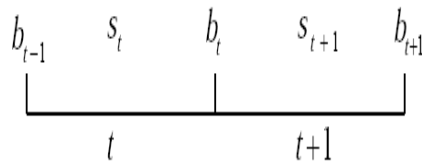


Figure 3. CSMA/CA and SpSe as discrete time Markov processes b_t and s_t respectively

a state pair (s_t, b_t) containing both the SpSe and the CSMA/CA states (Liu et al., 2005). Fig.1 depicts the concept of the specific CLD where the backoff process b_t at the MAC layer at time t is changed based on the process of SpSe s_t that takes place at the physical layer during the time slot t .

The CSMA/CA at the MAC layer is modelled as a bi-dimensional process $g(t), b(t)$ where $g(t)$ is the stochastic process of the backoff stage with size $i \in (0, m)$ and $b(t)$ is the stochastic process of the backoff timer with size $k \in (0, W_{i-1})$ where W_i is equal to $2^i W$ (Bianchi, 2000). The SpSe is modelled as a discrete time birth-death process $s(t)$ with size $s \in (0, C)$, where one channel per time slot t is considered as active or idle with probability α and $1-\alpha$ respectively (Xing, 2006). All channels are considered homogeneous with equal activity α which highlight's the channel's percentage occupancy by the PU and the probability that a channel is active is $\alpha P_d + (1 - \alpha)P_f$ due to the imperfect SpSe. Thus, the CLD of SpSe with CSMA/CA that incorporates the channels activity α , the spectrum sensing results P_d and P_f , the backoff stage m and the minimum contention window W can be modelled as a three-dimensional stochastic process $\{g(t), b(t), s(t)\}$ with i , k and s dimensions respectively (Liu et al. 2005). We denote the state transition probability as $P_{\{i,k,s\}\{j,l,u\}}$ that refers to the transition probability from state $\{g_t = i, b_t = k, s_{t-1} = s\}$, to state $\{g_{t+1} = j, b_{t+1} = l, s_t = u\}$ where $\{i, k, s\} \in [(0, m) \times (0, W_{i-1}) \times (0, C)]$. Fig.2 depicts the derived Markov chain diagram that shows the transition probabilities based on the SpSe results, i.e. idle or busy derived within a discrete time slot t . In particular, it presents the changes within a backoff stage as well as between different backoff stages adopting the transitions defined in (Bianchi, 2000) and considering the results of the imperfect SpSe.

The state transition probability matrix is organized in a block form where matrix A merges the stochastic process of the CSMA/CA protocol with an exponential backoff with $i \in (0, m)$ size given as follows:

$$A = \begin{bmatrix} \Pi_{\{0,0\}} & \cdots & \Pi_{\{0,W_0-1\}} \\ \vdots & \ddots & \vdots \\ \Pi_{\{m,0\}} & \cdots & \Pi_{\{0,W_m-1\}} \end{bmatrix} \quad (5)$$

which includes the sub-matrix $\Pi_{\{i,k\}\{j,l\}}$ that merges the stochastic process of SpSe

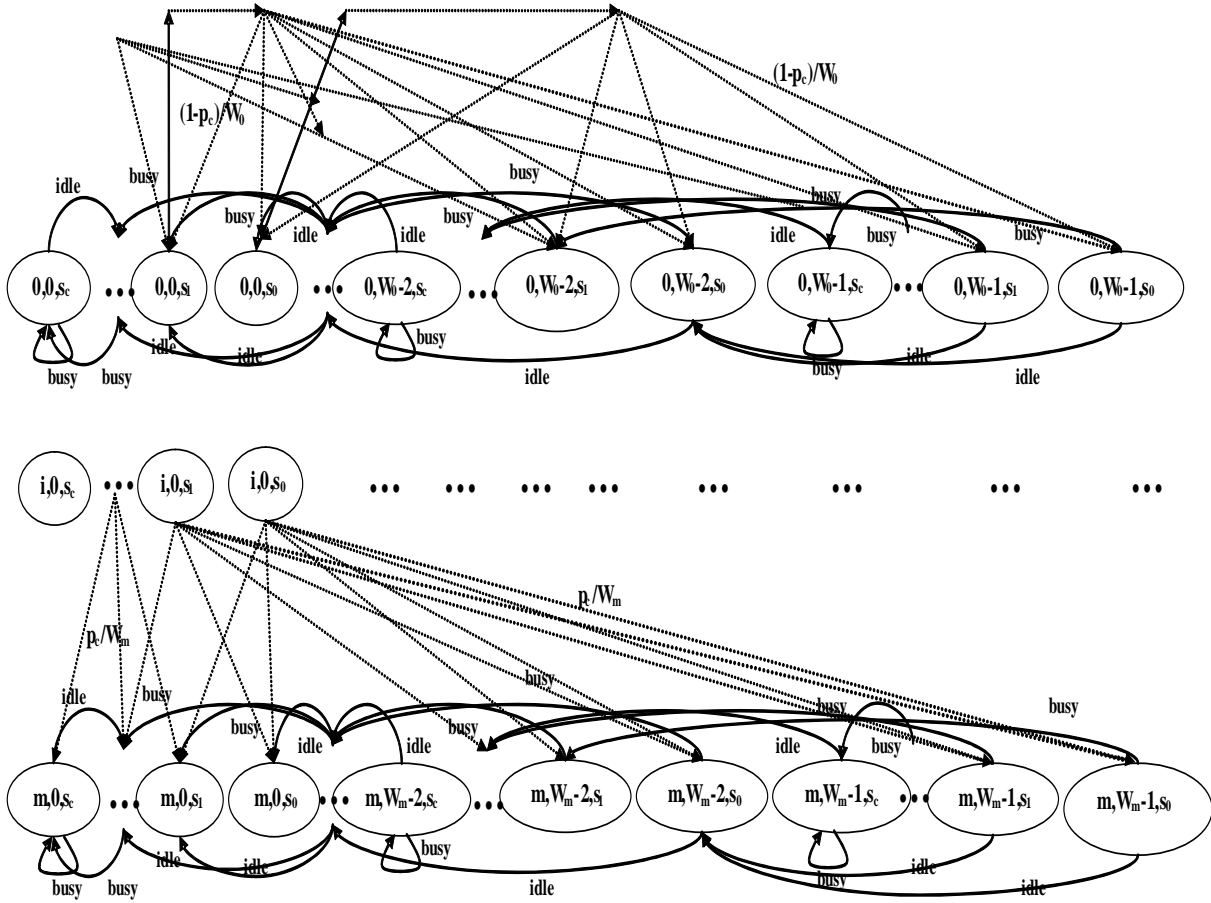


Figure 4. The tri-dimensional Markov chain diagram of CSMA/CA with SpSe

$\{s(t)\}$ with size $s \in (0, C)$ which is given as follows:

$$\Pi_{\{i,k\}\{j,l\}} = \begin{bmatrix} P_{\{i,k,s_0\}\{j,l,s_0\}} \cdots P_{\{i,k,s_0\}\{j,l,s_c\}} \\ \vdots \quad \quad \quad \ddots \quad \quad \quad \vdots \\ P_{\{i,k,s_c\}\{j,l,s_0\}} \cdots P_{\{i,k,s_c\}\{j,l,s_c\}} \end{bmatrix}. \quad (6)$$

This matrix represents a joint steady state probability that we denote here as $\pi_{\{i,k,s\}}$ that is given as follows:

$$\pi_{\{i,k,s\}} = \lim_{t \rightarrow \infty} P(g_{t-1} = i, b_{t-1} = k, s_t = c). \quad (7)$$

It is proved that this stationary distribution exists and is unique with the following proposition:

Proposition: If $\Pi^t(x, y)$ is the state transition matrix at t -step, then for a finite ergodic Markov chain with a finite state space Ω , there exists a unique stationary distribution π , such that:

$$\lim_{t \rightarrow \infty} \Pi^t(x, y) = \pi(y), \quad \forall (x, y) \in \Omega \quad (8)$$

Proof: For all $x, y \in \Omega$, a distribution π is a stationary distribution, if it is

invariant with respect to the transition matrix, which is expressed as follows:

$$\pi(y) = \sum_{x \in \Omega}^m \pi(x) \Pi(x, y), \quad \forall (x, y) \in \Omega \quad (9)$$

It holds that:

$$\begin{aligned} \sum_{x \in \Omega} \pi(x) \Pi(x, y) &= \sum_x \left(\lim_{t \rightarrow \infty} \Pi^t(z, x) \right) \Pi(x, y), \quad \forall z \in \infty \\ &= \lim_{t \rightarrow \infty} \left(\sum_x \Pi^t(z, x) \Pi(x, y) \right) \\ &= \lim_{t \rightarrow \infty} \left(\sum_x \Pi^{t+1}(z, y) \right) \\ &= \lim_{t \rightarrow \infty} \left(\sum_x \Pi^t(z, y) \right) \\ &= \pi(y) \end{aligned} \quad (10)$$

which shows that the π is an invariant distribution and thus a unique stationary distribution.

The stationary distribution π is a row vector defined as follows:

$$\pi = [\pi_{0,0,0}, \dots, \pi_{0,W_{i-1},0}, \dots, \pi_{0,W_{i-1},C}, \dots, \pi_{m,0,0}, \dots, \pi_{m,W_{i-1},0}, \dots, \pi_{m,W_{i-1},C}] \quad (11)$$

for which the following holds:

$$\sum_{i,k,s} \pi_{\{i,k,s\}} = \sum_{i=0}^m \sum_{k=0}^{W_i-1} \sum_{s=0}^C \pi_{\{i,k,s\}} \quad (12)$$

Based on this joint stationary distribution, we can derive the transmission and collision probabilities and the achievable throughput as we present below.

3. Performance Metrics

3.1 Collision Probability

In the proposed scheme, a transmission occurs when the backoff timer is equal to zero i.e. $k = 0$ and when at least one channel is idle i.e. $s \in (0, C - 1)$. Thus, the transmission probability is defined as follows:

$$\tau = \sum_{i=0}^m \sum_{s=0}^{C-1} \pi_{\{i,0,s\}} \quad (13)$$

Since the SpSe and the CSMA/CA are mutually independent, the transmission probability for a specific backoff stage $i \in (0, m)$, backoff timer $k \in (0, W_{i-1})$ and

spectrum sensing result $s \in (0, C)$ can be expressed as:

$$\tau(i, k, s) = \sum_{i=0}^m b_{i,0} \sum_{s=0}^{C-1} s_c \quad (14)$$

where $b_{i,0}$ and s_c are the stationary probabilities of the CSMA/CA and the SpSe processes respectively (Bianchi, 2000) (Xing et al. 2006). The collision probability p_c that begets at the SN when at least one of the $n - 1$ remaining stations of the PN transmits on the same channel is derived as follows [Chong et al., eq.(9), 2010]:

$$p_c(i, k, s) = 1 - (1 - \tau)^{n-1} \quad (15)$$

3.2 Normalized Throughput

We analyze now the throughput that is achieved from the collision avoidance protocol using the considered CLD. The advantage of this approach is that both transmission and collision probabilities in equations (14) and (15) incorporate the parameters of CSMA/CA and SpSe mechanisms and thus a normalized throughput can incorporate the expected CLD results as well. In general, the throughput is defined as the information transmitted in a slot time divided with the total slot duration (Bianchi, 2000). We will follow the definition of the normalized throughput since the aim of this work is to highlight the functionality of collision avoidance protocols in CRNs. In this context, (Chong et. al, 2010) derived an identical formula; however, our formulation is derived using the proposed CLD and thus it merges all the involved parameters in the simulation results. Subsequently, the normalized throughput is defined as follows:

$$S = \frac{\rho P_{Tr}}{\rho(P_{Tr}) + P_{Fr} + P_C} \quad (16)$$

where the P_{Tr} , P_{Fr} and P_C are the probabilities that there is a successful transmission in the considered slot with duration ρ , the channels are not occupied and the transmission may face collisions that are defined as follows:

$$P_{Tr} = n\tau(1 - \tau)^{n-1} \quad (17)$$

$$P_{Fr} = (1 - \tau)^n \quad (18)$$

$$P_C = 1 - P_{Tr} - P_{Fr} \quad (19)$$

By substituting equations (17), (18) and (19) into equation (16), the normalized throughput according to the considered CLD is given as:

$$S(i, k, s) = n\tau(1 - \tau)^{n-1} \quad (20)$$

$$\forall i \in (0, m), \forall k \in (0, W_{i-1}), \forall s \in (0, C)$$

Based on these metrics and by varying the corresponding parameters, we assess the performance of the CSMA/CA protocol in TV white bands.

4. Results

We have derived both numerical and simulation results in order to validate the proposed CLD using the simulation method for Markov chains provided in (Tranter, 2003). We assume that the sensed SNR is equal to $\gamma = -15dB$ and the sensing time equal to $T_s = 2ms$ for primary channels with frequency $f_p = 6MHz$ that can be considered as the optimum value in the case of IEEE 802.22 as indicated by (Liang, 2008). Notably, we use a fixed probability of detection P_d in order to get the results, which gives a fixed probability of false alarm P_f using the eq.(13) in (Liang, 2008)¹. An alternative way of calculating the SpSe parameters is to change the sensing threshold η and time τ separately; however, such an option requires an optimization technique over several PHY and MAC parameters, which is actually out of the scope of this paper. The reader can refer to (Liang, 2008) for information related to optimization on sensing time τ and to (Foukalas and Karetos, 2012) for optimization on the sensing threshold η .

Fig.5 depicts the collision probability p_c versus the number of stations n for different probabilities of detection P_d equal to 1, 0.9, 0.1 and minimum contention window W for a constant backoff stage $m = 3$. The results are taken considering one channel i.e. $C = 1$ assuming an activity probability equal to $\alpha = 0.5$. The solid lines depict the case of $m = 3$ and $W = 32$ and the dashed lines depict the case of $m = 3$ and $W = 64$. The simulation results are depicted without lines and they demonstrate that the analytical model is accurate since its results almost coincide with the simulation ones. It is obvious that a low probability of detection e.g. $P_d = 0.1$, results in high collision probability p_c . On the other hand, a high contention window value, e.g. $W = 64$ (dashed lines), results in a lower collision probability p_c , since a high contention window value results in higher transmission probability. Fig. 6 depicts again the collision probability p_c versus the number of stations n for different probabilities of detection P_d with a backoff stage equal to $m = 5$ for a constant minimum contention window $W = 32$. It also depicts the simulation results without lines. It can be observed that the changes in the backoff stage induce less decrease in the collision probability p_c than that induced by the changes in the contention window.

Fig.7 depicts the collision probability p_c versus the number of stations n for different values of channels activity α and number of channels C . The results are obtained considering a probability of detection equal to $P_d = 0.5$, a backoff stage equal to $m = 3$ and a contention window equal to $W = 32$. The solid lines depict the case of $\alpha = 0$, $\alpha = 0.5$, $\alpha = 0.8$ and $C = 1$, the dashed lines depict the case of $C = 3$ and the dotted dashed lines the case of $C = 6$ considering the same activities for all cases. We also depict the simulation results without lines. Obviously, a high probability of activity (e.g. $\alpha = 0.8$) results in a lower collision probability p_c . Furthermore, for a high number of sensed channels e.g. $C = 6$, the collision probability p_c increases.

Fig. 8, Fig. 9 and Fig. 10 depict the normalized throughput S versus the probability of detection P_d by varying contention window size W and backoff stage m and the number of channels upon, which the SpSe mechanism is accomplished. Notably, simulation results are not depicted in these figures since their correctness is verified from the respective collision probability results. A general outcome could be expressed as the fact that an increase in the probability of detection P_d decreases the normalized throughput S and this is expected due to the decrease in the transmission probability τ . On the contrary, when the number of stations n

¹ $P_f = Q(\sqrt{2\gamma} + 1)Q^{-1}(P_d) + \sqrt{\tau T_s \gamma}$

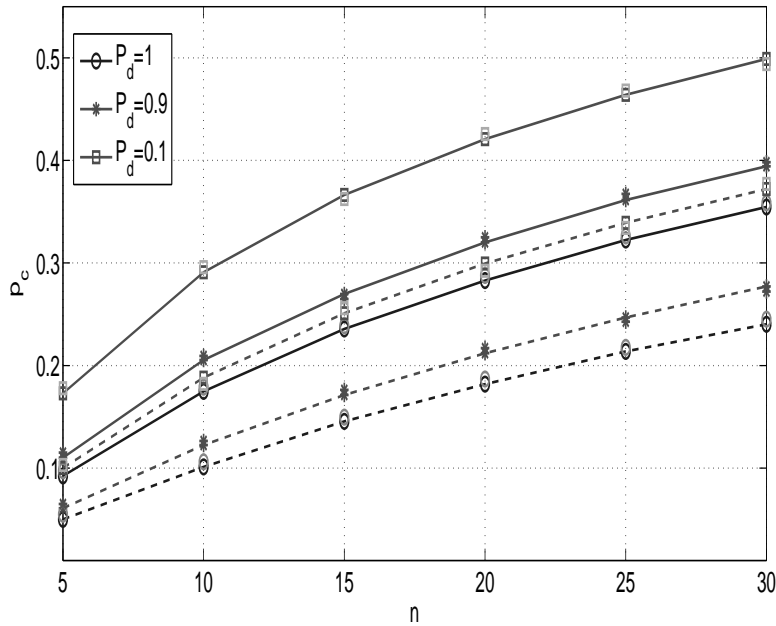


Figure 5. Collision probability p_c vs. number of stations n for different probabilities of detection P_d with backoff stage $m = 3$ and contention window $W = 32$ (solid lines) and with $m = 3$ and $W = 64$ (dashed lines)

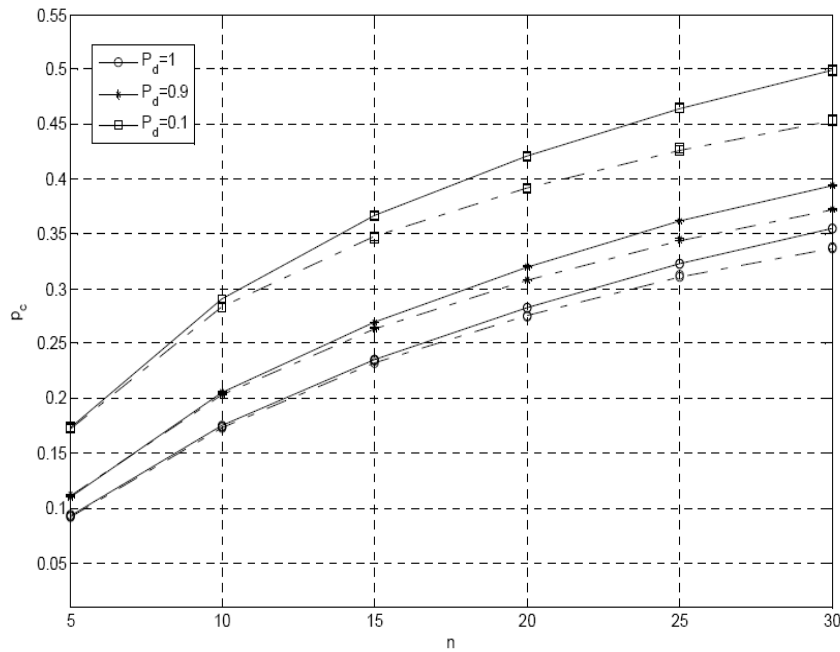


Figure 6. Collision probability p_c vs. number of stations n for different probabilities of detection P_d with backoff stage $m = 3$ and contention window $W = 32$ (solid lines) and with $m = 5$ and $W = 32$ (dashed lines)

increases the transmission probability τ increases as well.

In particular, Fig.8 depicts the results for contention window size $W = 32$ and $W = 64$ and for different number of stations n considering a PUs activity equal to $\alpha = 0.5$ for $C = 1$ number of channels and backoff stage equal to $m = 3$. Obviously, a decrease of the throughput due to an increase on the contention window is observed, i.e. $W = 64$ has an impact on the performance even in the

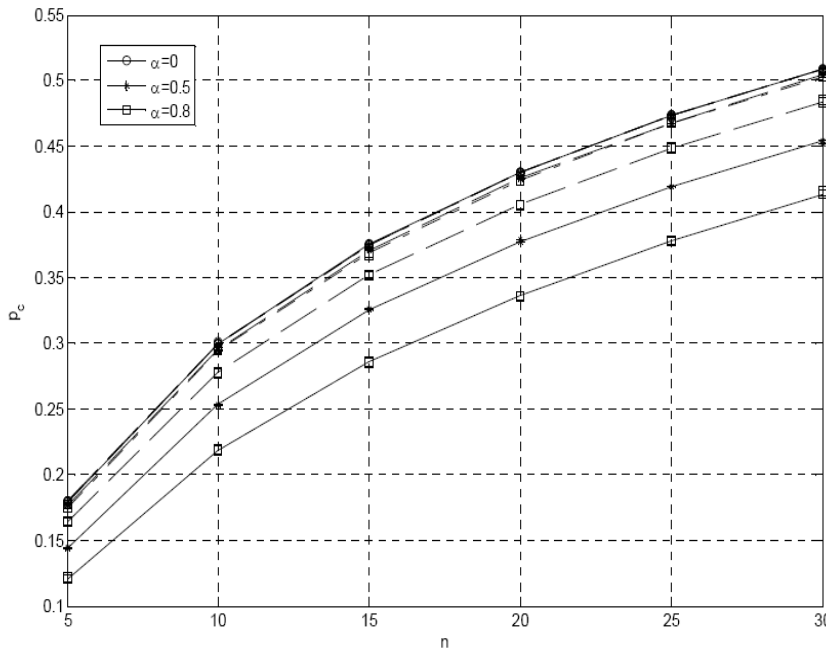


Figure 7. Collision probability p_c vs. number of stations n for different activities α with $C = 1$ channels (solid lines), with $C = 3$ (dashed lines) and with $C=6$ channels (dotted dashed lines)

case of a high number of stations, e.g. $n = 10$. However, an identical outcome does not appear in case that the backoff stage increases as shown in Fig.9, which depicts the normalized throughput S versus the probability of detection P_d for $m = 3$ and $m = 5$ backoff stages considering a PUs activity equal to $\alpha = 0.5$ for $C = 1$ number of channels and contention window equal to $W = 32$. Obviously, a decrease of the throughput due to an increase on the backoff stages, i.e. $m = 5$ is not so high when the number of stations increases, e.g. $n = 10$. On the other hand, for a small number of stations, the decrease of the throughput due to the increase of backoff stage is negligible.

Finally, Fig.10 depicts the normalized throughput S versus the probability of detection P_d for different number of channels C considering a PUs activity equal to $\alpha = 0.5$, backoff stage equal to $m = 3$ and contention window equal to $W = 32$. Obviously, changing the number of sensed channels, the throughput increases. However as the number of channels being sensed increases the throughput performance is not as high as in the cases of $C = 3$ and $C = 6$ channels.

5. Conclusions

In this paper, we introduced and investigated a cross-layer design of the spectrum sensing mechanism and CSMA/CA protocol at the PHY and MAC layers respectively. Using such a design, we derived the collision probability and the corresponding achievable throughput in CRNs. We relied on a discrete time Markov chain model with a state pair for modelling both spectrum sensing mechanism and the CSMA/CA protocol. The considered model resulted in a joint stationary probability which incorporated the parameters of spectrum sensing and CSMA/CA, which were used in the sequel for the derivation of the collision probability and normalized throughput. Simulation and numerical results are provided, which reveal the performance of the proposed CLD, that can be deployed practically within a DCF in CRNs. The corresponding outcomes illustrate the performance that can

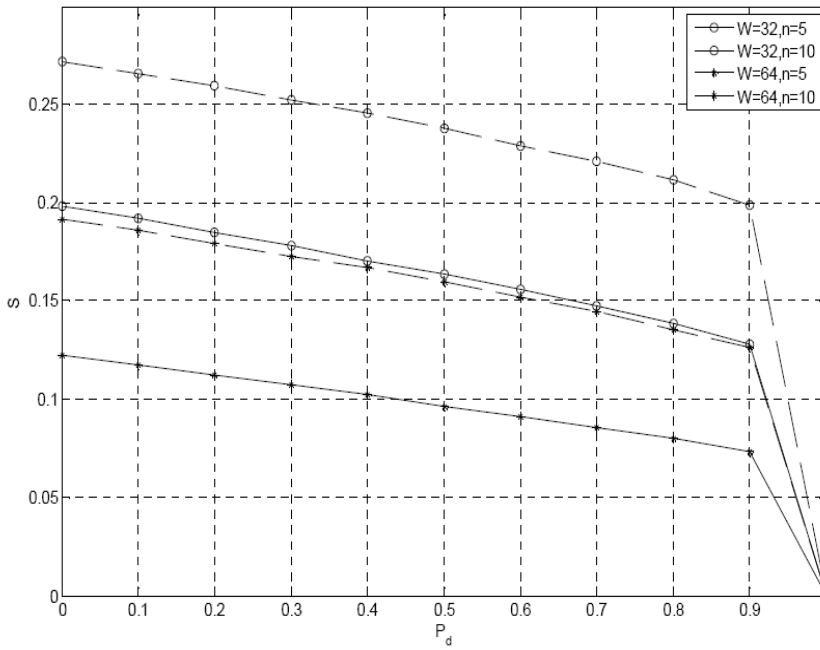


Figure 8. Normalized throughput S vs. probability of detection P_d for different number of stations n , for PUs activity $a = 0.5$ for $C = 1$ and backoff stage $m = 3$ with contention window $W = 32$ and $W = 64$

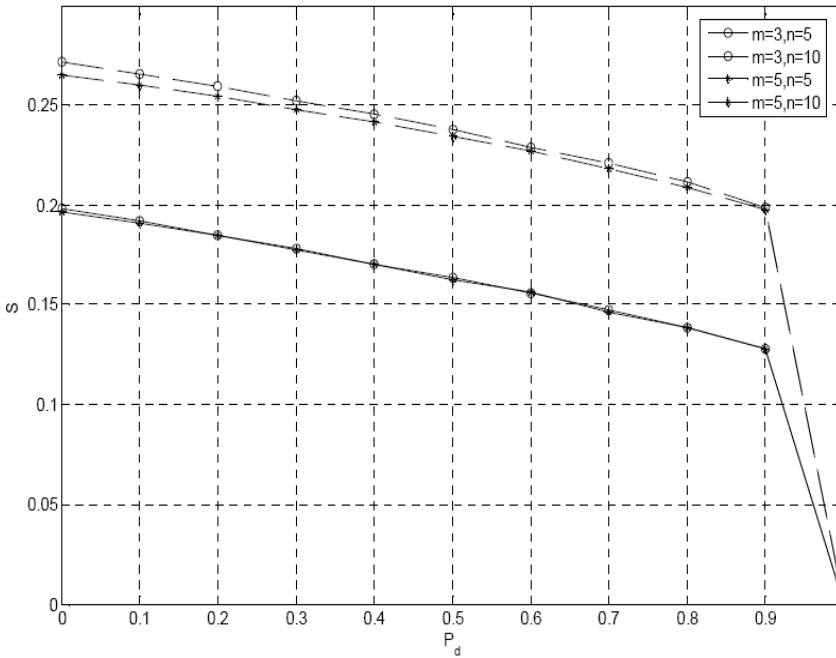


Figure 9. Normalized throughput S vs. probability of detection P_d for different number of stations n , for PUs activity $a = 0.5$ for $C = 1$ and contention windows $W = 32$ with backoff stage $m = 3$ and $m = 5$

be achieved and the gain that can be anticipated from the application of the proposed approach for enhancing the utilization of TVWSs that may be idle in time and space.

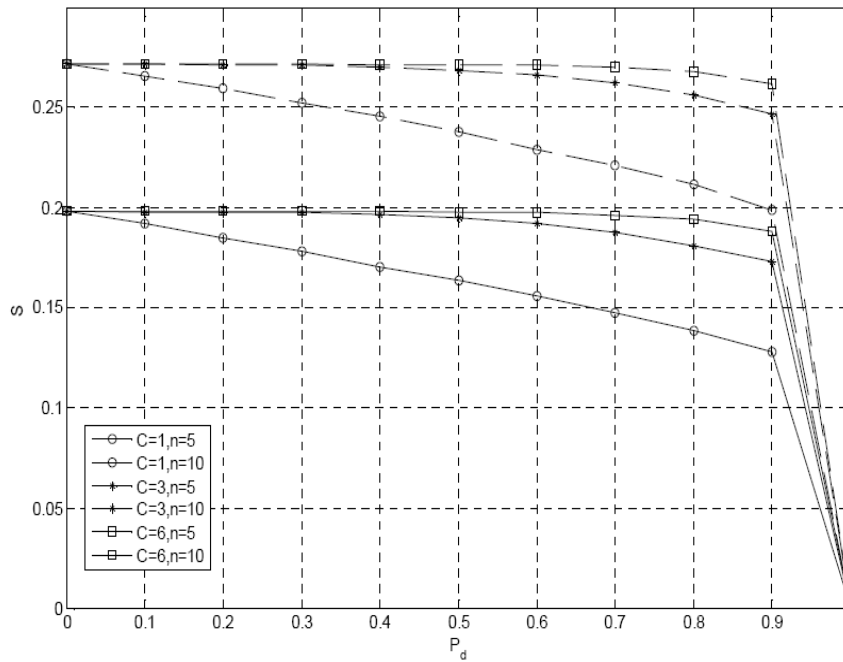


Figure 10. Normalized throughput S vs. probability of detection P_d for different number of stations n , for PUs activity $a = 0.5$, backoff stage $m = 3$ and contention windows $W = 32$ and for different number of channels C

Acknowledgement

This research has been co-financed by the European Union (European Social Fund ESF) and Greek national funds through the Operational Program "Education and Lifelong Learning" of the National Strategic Reference Framework (NSRF) - Research Funding Program: ARCHIMEDES III. Investing in knowledge society through the European Social Fund.

References

- Federal Communication Commission, Second Report and Order and Memorandum Opinion and Order In the Matter of Unlicensed Operation in the TV Broadcast Bands, Additional Spectrum for Unlicensed Devices Below 900 MHz and in the 3 GHz Band, Document 08-260, Nov. 14, 2008.
- Yucek, T., Arslan, H.M (2009), A Survey of Spectrum Sensing Algorithms for cognitive radio applications, IEEE Comm. Surveys and Tutorials, vol. 11, no. 1, pp. 116-130.
- Y. Zeng, Y-C. Liang, A.T. Hoang and R. Zhang (2010), A Review on Spectrum Sensing for Cognitive Radio: Challenges and Solutions, EURASIP Journal on Advances in Signal Processing, Article ID 381465, doi:10.1155/2010/381465.
- I. F. Akyildiz, W.Y. Lee, M. C. Vuran and S. Mohanty (2006), Next generation / dynamic spectrum access / cognitive radio wireless networks : a survey, Computer Networks, The International Journal of Computer and Telecommunications Networking, vol.50, no.13, p.2127-2159.
- L. Bixio, M. Ottonello, M. Raffetto and C. S. Regazzoni (2011), Comparison among Cognitive Radio Architectures for Spectrum Sharing, EURASIP Journal on Wireless Communications and Networking, Article ID 749891, 18 pages, doi:10.1155/2011/749891.

- Xiao, Y., and Hu, F. (2009), *Cognitive Radio Networks*, Boca Raton, CRC Press/Taylor and Francis.
- Foukalas, F., Karetos, G.K. (2012), *Joint power control and spectrum sensing for capacity maximisation in spectrum sharing systems*, Taylor and Francis, *International Journal of Electronics*, pp. 1-10, DOI:10.1080/00207217.2012.710877.
- Cormio, C., Chowdhury, K.R. (2009), *A Survey on MAC protocols for cognitive radio networks*, Elsevier, *Ad-Hoc Netw.*7, pp. 13151329.
- Yan, Z., Zheng, J., and Chen, H.-H. (2010), *Cognitive Radio Networks : Architectures, Protocols, and Standards*, Boca Raton, CRC Press/Taylor and Francis.
- Cognitive Wireless RAN Medium Access Control (MAC) and Physical Layer (PHY) Specifications : Policies and Procedures for Operation in the TV Bands*, IEEE P802.22/D0.1 Draft Standard for Wireless Regional Area Networks - Part 22. May 2006.
- Standard ECMA 392 (2009) : MAC and PHY for Operation in TV White Space*, 1st edition, December 2009.
- Chen, Y., Zhao, Q., Swami, A. (2008), *Joint Design and Separation Principle for Opportunistic Spectrum Access in the Presence of Sensing Errors*, *IEEE Trans. Inf. Theory*, vol. 54, no. 5, pp. 2053-2071.
- Chong, J.W., Sung, D.K., Sung, Y. (2010), *Cross-Layer Performance Analysis for CSMA/CA Protocols: Impact of Imperfect Sensing*, *IEEE Trans. Veh. Tech.*, vol. 59, no. 3.
- Liang, Y.C., Zeng, Y., Peh, E.C.Y., Hoang A.T. (2008), *Sensing-throughput trade-off for cognitive radio networks*, *IEEE Trans. Wirel. Commun.*, vol. 7, no. 4, pp. 1326-1337.
- Digham, F.F., Alouini, M-S., Simon M.K. (2007), *On the Energy Detection of Unknown Signals over Fading Channels*, *IEEE Trans. Commun.*, vol. 55, no. 1, pp. 21-24.
- Bianchi, G. (2000), *Performance analysis of the IEEE 802.11 distributed coordination function*, *IEEE Journ. Sel. Ar. Commun.*, vol.18, no.3, pp. 535547.
- Xing, Y., Chandramouli, R., Mangold, S., Shankar S. N. (2006), *Dynamic Spectrum Access in Open Spectrum Wireless Networks*, *IEEE Journal Sel. Areas Comm.*, vol. 24, no. 3.
- Liu, Q., Zhou, S., Giannakis, G.B. (2005), *Queuing with adaptive modulation and coding over wireless links: cross-layer analysis and design*, *IEEE Trans. Wirel. Commun.*, vol. 4, no. 3, pp. 1142-1153.
- Tranter, W., Shanmugan, K.S., Kosbar, K.L., Rappaport, T.S. (2003,) *Principles of Communication Systems Simulation With Wireless Applications*, Prentice Hall; 1st edition, ISBN-10: 0134947908, ISBN-13: 978-0134947907.