

LABR: A Large Scale Arabic Sentiment Analysis Benchmark

Mahmoud Nabil

Dept of Computer Engineering
Cairo University
Giza, Egypt
mah.nabil@ieee.org

Mohamed Aly

Dept of Computer Engineering
Cairo University
Giza, Egypt
mohamed@mohamedaly.info

Amir F. Atiya

Dept of Computer Engineering
Cairo University
Giza, Egypt
amir@alumni.caltech.edu

Abstract—We introduce LABR, the largest sentiment analysis dataset to-date for the Arabic language. It consists of over 63,000 book reviews, each rated on a scale of 1 to 5 stars. We investigate the properties of the dataset, and present its statistics. We explore using the dataset for two tasks: (1) sentiment polarity classification; and (2) ratings classification. Moreover, we provide standard splits of the dataset into training, validation and testing, for both polarity and ratings classification, in both balanced and unbalanced settings. We extend our previous work by performing a comprehensive analysis on the dataset. In particular, we perform an extended survey of the different classifiers typically used for the sentiment polarity classification problem. We also construct a sentiment lexicon from the dataset that contains both single and compound sentiment words and we explore its effectiveness. We make the dataset and experimental details publicly available.

I. INTRODUCTION

The internet is full of platforms where users can express their opinions about different subjects, from movies and commercial products to books and restaurants. With the explosion of social media, this has become easier and more prevalent than ever. Mining these troves of unstructured text has become a very active area of research with lots of applications. Sentiment classification is among the most studied tasks for processing opinions Pang and Lee [2008]. In its basic form, it involves classifying a piece of opinion, e.g. a movie or book review, into either having a positive or negative sentiment. Another form involves predicting the actual rating of a review, e.g. predicting the number of stars on a scale from 1 to 5 stars. On the other hand, the goal of feature-based opinion mining is to identify the main entity in the review (e.g. a review of a movie or a product) or analyze the attitude towards a certain aspect of the review (e.g. the performance of one actor or the battery life of a camera).

A lot of work has been proposed that target most of the challenging aspects of the sentiment analysis task, [Maynard et al., 2012] discuss some of these challenges. These challenges have some similarities across different languages but there are many issues and problems that are specific to each language.

Most of the work done on sentiment analysis and the data sets gathered target the English language with very little work on Arabic. One of the reasons is the prevalence of English websites where 55% of the visited websites on the Internet

use English¹. Another reason is the complexities of the Arabic language and the different Arabic dialects existing in each Arab country and even within each Arab country. However, Arabic is the sixth most widely spoken language, and therefore it is important to develop sentiment analysis tools for it. In this work, we set out to address the lack of large-scale Arabic sentiment analysis datasets in this field, in the hope of sparking more interest in research in Arabic sentiment analysis and related tasks.

Towards this end, we introduce **LABR**, the **L**arge-scale **A**rabic **B**ook **R**eview dataset. It is a set of over 63,000 book reviews, each with a rating of 1 to 5 stars. This paper provides a more comprehensive analysis with further contributions than our preliminary work Aly and Atiya [2013]. In particular, we experiment with an expanded set of classifiers to establish a baseline benchmark that future algorithms can compare to. We also describe a new approach of extracting a domain specific sentiment lexicon from the training set, that can help in reducing the time and space complexity of classification. The dataset and scripts to reproduce the experiments mentioned in this work can be found online at <http://www.mohamedaly.info/datasets/labr>.

The contributions in this paper can be summarized as follows:

- 1) We present the largest Arabic sentiment analysis dataset to-date (up to our knowledge).
- 2) We provide standard splits for the dataset into training, validation and testing sets. This will make comparing different results much easier. All the splits and scripts to reproduce the experiments in this paper are publicly available online.
- 3) We apply a wide range of classifiers to the large set of book reviews that we collected. This provides a standard baseline that can be used by future approaches for comparison purposes.
- 4) We construct a seed sentiment lexicon from the dataset, and explore its properties and effectiveness.

II. RELATED WORK

Sentiment analysis is handled by either lexicon-based approaches, machine learning approaches like text classification

¹Languages used on the Internet
http://en.wikipedia.org/wiki/Languages_used_on_the_Internet

tasks, or hybrid approaches [Pang and Lee, 2008]. For lexicon-based approaches, [Taboada et al., 2011] developed a Semantic Orientation CALculator and used some annotated dictionaries of words where the annotation covers the word polarity and strength. They used Amazon’s Mechanical Turk service to collect validation data to their dictionaries and based their experiments on four different corpora with equal numbers of positive and negative reviews. [Gindl et al., 2010] and [Ding et al., 2008] used a sentiment lexicon that depends on the context of every polarity word (contextualized sentiment lexicon) and based their experiments on customer reviews from Amazon and TripAdvisor². In general lexicon-based sentiment classifiers show a positive bias [Kennedy and Inkpen, 2006], however [Voll and Taboada, 2007] implemented normalization techniques to overcome this bias.

For machine learning approaches, [Pak and Paroubek, 2010] used part of speech and n-grams to build sentiment classifiers using the multinomial naive Bayes classifier, SVM and conditional random fields. They tested their classifiers on a set of hand annotated twitter posts. [Jiang et al., 2011] proposed an approach to target dependent features in the review by incorporating syntactic features that are related to the sentiment target of the review. They built a binary SVM classifier to perform the classification of two tasks: subjectivity classification and polarity classification.

For hybrid approaches, [Kouloumpis et al., 2011] used n-gram features, lexicon features, and part of speech to build an Ada-boost classifier. They used three different corpora of Twitter messages (HASH, EMOT and iSieve) to evaluate their system. [Gräbner et al., 2012] constructed a domain specific lexicon and used it to back the classification of the reviews. They used a data set for customer reviews from TripAdvisor.

Concerning the Arabic language, little work has considered the sentiment analysis problem. [Abbasi et al., 2008] performed a multilingual sentiment analysis of English and Arabic Web forums. [Abdul-Mageed et al., 2014] proposed the SAMAR system that perform subjectivity and sentiment analysis for Arabic social media using some Arabic morphological features. Abdul-Mageed and Diab [2012a] proposed a way to expand a modern standard Arabic polarity lexicon from an English polarity lexicon using a simple machine translation scheme. Elhawary and Elfeky [2010] built a system that mines Arabic business reviews obtained from the internet. Also, they built a sentiment lexicon using a seed list of sentiment words and an Arabic similarity graph. Shoukry and Rafea [2012] tested the effect of some Arabic preprocessing steps (normalization, stemming, and stop words removal) on the performance of an Arabic sentiment analysis system. Simultaneous to our work on sentiment lexicon generation ElSahar and El-Beltagy [2015] proposed a method based on the SVM classifier. Their system, which has some similarities with our lexicon generation approach has been independently developed.

Some Arabic sentiment data sets have been collected as follows (summarized in Table I):

OCA Opinion Corpus for Arabic Rushdi-Saleh et al. [2011]

contains 500 movie reviews in Arabic, collected from forums and websites. It is divided into 250 positive and 250 negative reviews, although the division is not standard in that there is no rating for neutral reviews. It provides a 10-star rating system, where ratings above and including 5 are considered positive and those below 5 are considered negative.

AWATIF is a multi-genre corpus for Modern Standard Arabic sentiment analysis Abdul-Mageed and Diab [2012b], It contains 2855 reviews collected from wikipedia talk pages and forums.

TAGREED (TGRD), TAHRIR (THR) and MONTADA (MONT) Abdul-Mageed et al. [2014] used the three corpora to evaluate SAMAR system (A System for Subjectivity and Sentiment Analysis).

These datasets, however, have a few problems. First, they are considerable small, with the largest having over 3,000 examples. Second, most of them are not publicly available. Third, they do not have standard splits into training and testing, that can provide a standard benchmark for future research. LABR covers all these weaknesses and provides a dataset that is an order of magnitude larger and publicly available with standard benchmarks and baseline experiments.

III. SENTIMENT ANALYSIS CHALLENGES

Sentiment analysis is still a formidable natural language processing task Maynard et al. [2012] because unlike text categorization where the tokens depend largely on the domain or the category, in sentiment analysis we usually have three semantic orientations (positive, negative, and neutral) and most tokens can exist in the three categories at the same time. Another reason is the language ambiguity where one or more polarity token depends on the context of the sentence. Also many Internet users tend to give a positive rating even if their reviews contain some misgivings about the entity, or some sort of sarcastic remarks, where the intent of the user is the opposite of the written text.

Some challenges are specific to Arabic language such as few research work Abbasi et al. [2008]; Abdul-Mageed et al. [2011]; Abdul-Mageed and Diab [2011]; Abdul-Mageed and Diab [2012b], and very few available datasets for different natural language processing tasks. In addition, the complexities of the Arabic language, due to Arabic being a morphologically rich language, add a level of complication (see El-Beltagy and Rafea [2009] and El-Beltagy and Rafea [2011]). Another problem is the existence of Modern Standard Arabic side by side with different Arabic dialects, which are not yet standardized. El-Beltagy and Ali [2013] discussed some other challenges specific to the Arabic language such as the unavailability of colloquial Arabic parsers. This is a problem that plagues all work that depend on the parsed structure of the sentence. Also there is a need for person named entity recognition as some Arabic names are derived from adjectives. Another problem is that the sentiment of compound phrases is often not related to that of its constituent words. To deal with all these challenges this work propose the largest Arabic sentiment analysis dataset with standard splits in order to make comparing different results easier. Also we provide a set of baseline sentiment

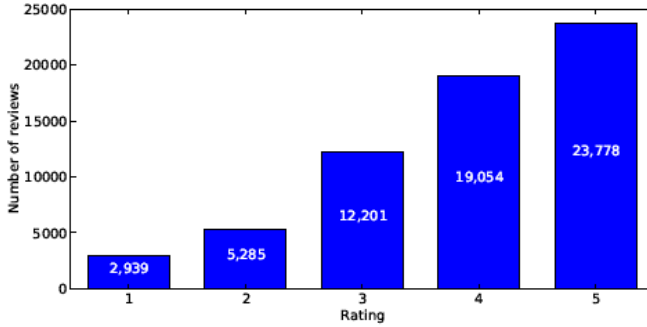
²Trip Advisor

Data Set Name	Size	Source	Type	Cite
TAGREED (TGRD)	3015	Tweets	MSA/Dialectal	Abdul-Mageed et al. [2014]
TAHRIR (THR)	3008	Wikipedia TalkPages	MSA	Abdul-Mageed et al. [2014]
MONTADA (MONT)	3097	Forums	MSA/Dialectal	Abdul-Mageed et al. [2014]
OCA (Opinion Corpus for Arabic)	500	Movie reviews	Dialectal	Rushdi-Saleh et al. [2011]
AWATIF	2855	Wikipedia TalkPages/Forums	MSA/Dialectal	Abdul-Mageed and Diab [2012b]
LABR(Large Scale Arabic Book Reviews)	63,257	GoodReads reviews ³	MSA/Dialectal	Aly and Atiya [2013]

Table I: Arabic Sentiment Datasets.

Number of reviews	63,257
Number of users	16,486
Avg. reviews per user	3.84
Median reviews per user	2
Number of books	2,131
Avg. reviews per book	29.68
Median reviews per book	6
Median tokens per review	33
Max tokens per review	3,736
Avg. tokens per review	65
Number of tokens	4,134,853
Number of sentences	342,199

Table II: Important Dataset Statistics. See section IV-B.

Figure 3: **Reviews Histogram**: The number of reviews for each rating. Notice the unbalance in the dataset, with much more positive reviews (ratings 4 and 5) than negative (ratings 1 and 2) or neutral (rating 3). See section IV-B.

analysis experiments to the data set and finally, we propose a method to construct a seed sentiment lexicon from the dataset.

IV. DATASET COLLECTION AND PROPERTIES

A. Dataset Collection

We downloaded over 220,000 reviews from the book readers social network www.goodreads.com during the month of March 2013. These reviews were from the first 2,143 books in the list of Best Arabic Books. After harvesting the reviews, we found out that over 70% of them were not in Arabic, either because some non-Arabic books or translations of Arabic books to other languages exist in the list. We performed a number of pre-processing steps on the reviews. These included removing newlines and HTML tags, removing hyperlinks, replacing multiple dots with one dot, and removing some special unicode characters such as the heart symbol and special quotation symbols. Then any review containing any character other than Arabic Unicode characters, numeric characters, and punctuation is removed. Finally, any review that is composed of only punctuation is also removed. This

1	A novel that takes history as an atmosphere. The author selected a historical period that is rarely used by a novelist. Written with accuracy and proficiency and beauty. It is considered the best that could be read as a historical novel. It concentrates on the human the creator of the meaning and its destroyer	رواية تتخذ من التاريخ جواً لها اختر المؤلف فترة تاريخية نادر من يتناولها روائياً. مكتوبة بدقة وإتقان وجمال. من أروع ما يمكن أن نقرأ من الروايات التاريخية. تركز على الإنسان صانع المعنى ومدمره	★★★★☆
2	When I read this novel I realized that there is an Arab that deserves Nobel prize.	عندما قرأت هذه الرواية ايقنت بان هناك عربياً يستحق جائزة نوبل	★★★★★
3	What years of boredom. Finally, the boring novel ended.	يا ملل السنين اخيراً انتهت رواية مملة	★★★☆☆
4	Amusing	سأره	★★★★☆
5	Very tiring!	مرفق جداً!	★★★★☆
6	Somewhat boring	مملة نوعاً ما	★★★☆☆
7	Harmfully	مؤذية	★★★☆☆
8	Hmmm	ههههه	★★★☆☆
9	Its words are very beauuuutiful :) , more than wonderful.	كلماته جويسيسيلة اوى :) فوق الرائع	★★★☆☆
10	Weapon in the form of a book	سلاح على شكل كتاب	★★★★★
11	Entertaining. to some extent	مسلّي الى حد ما	★★★☆☆

Figure 4: **LABR reviews examples**. The English translation is in the left column, the original Arabic review on the right, and the rating shown in stars. Notice the noise in some of the ratings, for example reviews 4, 9, and 11. Notice also the ambiguity for the reviews with rating 3, which can be associated with positive, negative, or neutral. See also section IV-B.

process filtered any review containing non-Arabic characters and left us with 63,257 Arabic reviews. The public release of the dataset includes only the cleaned up preprocessed reviews in unicode format.

B. Dataset Properties

The dataset contains 63,257 reviews that were submitted by 16,486 users for 2,131 different books. Table II contains some important statistics about the dataset like the total number of reviews in the dataset, the total number of users (reviewers), the average reviews per user, median reviews per book, the total number of books, average reviews per book, median tokens per review, maximum tokens per review, average tokens per review, total number of tokens, and total number of sentences.

Figure 3 shows the number of reviews for each rating. The number of positive reviews is much larger than that of negative reviews. We believe that this is because many of the reviewed books are already popular books. The top rated books had many more reviews, especially positive reviews, than the least

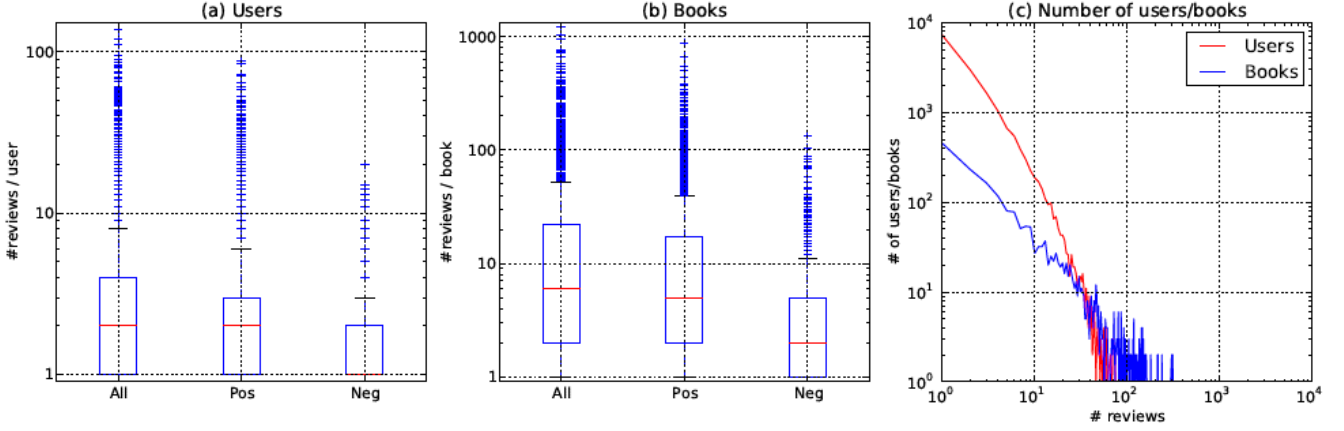


Figure 1: **Users and Books Statistics.** (a) Box plot of the number of reviews per user for all, positive, and negative reviews. The red line denotes the median, and the edges of the box the *quartiles*. (b) the number of reviews per book for all, positive, and negative reviews. (c) the number of books/users with a given number of reviews.

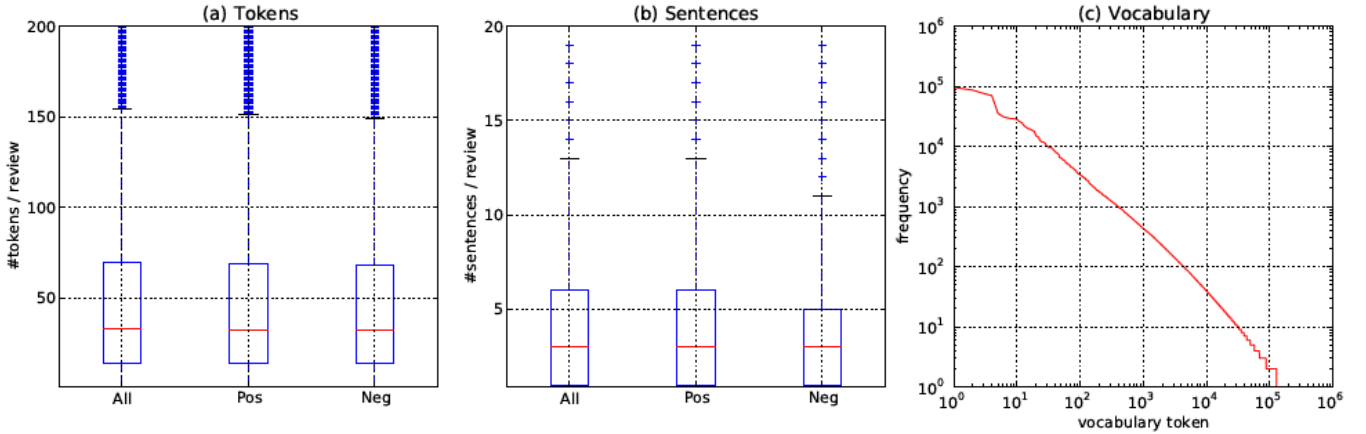


Figure 2: **Tokens and Sentences Statistics.** (a) the number of tokens per review for all, positive, and negative reviews. (b) the number of sentences per review. (c) the frequency distribution of the vocabulary tokens.

popular books. Figure 4 shows some examples from the data set, including long, medium, and short reviews. Notice the examples colored in red, which represent problematic or noisy reviews. For example, review 4 has positive sentiment text and negative rating, while review 5 has negative sentiment text and positive rating. Notice also the ambiguity for the reviews with rating 3, which can be associated with positive, negative, or neutral.

The average user provided 3.84 reviews with the median being 2. The average book got 29.68 reviews with the median being 6. Figure 1 shows the number of reviews per user and book. By positive rating we mean any review with rating more than 3 (4 and 5) and negative rating means any review with rating lower than 3 (1 and 2). As shown in the Figure 1c, most books and users have few reviews, and vice versa. Figures 1a-b show a box plot of the number of reviews per user and book for all, positive, and negative reviews. We notice that books (and users) tend to have (give) more positive reviews than negative reviews, where the median number of positive reviews per book is 5 while that for negative reviews is only

2. The median number of positive reviews per user is 2 while that for negative reviews is only 1.

Figure 2 shows the statistics of tokens and sentences. The reviews were tokenized using Qalsadi⁴ and rough sentence counts were computed. The average number of tokens per review is 33, the average number of sentences per review is 3.5, and the average number of tokens per each sentence is 9. Figures 2a-b show that the distribution is similar for positive and negative reviews. Figure 2c shows a plot of the frequency of the tokens in the vocabulary on a log-log scale, which conforms to Zipf’s law Manning and Schütze [1999].

V. EXPERIMENTS

In our previous work Aly and Atiya [2013], we introduced the dataset and performed a limited set of experiments for two tasks: binary sentiment polarity classification and 5-way ratings classification. In this work, we perform an extended survey of more classifiers typically used for the sentiment

⁴available at pypi.python.org/pypi/qalsadi

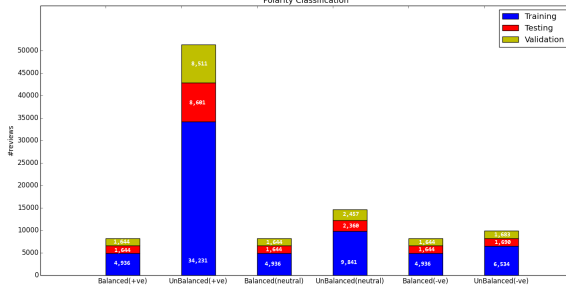


Figure 5: **Dataset Splits.** Number of reviews for each class category for training, validation, and test sets for both balanced and unbalanced settings. See section V-A.

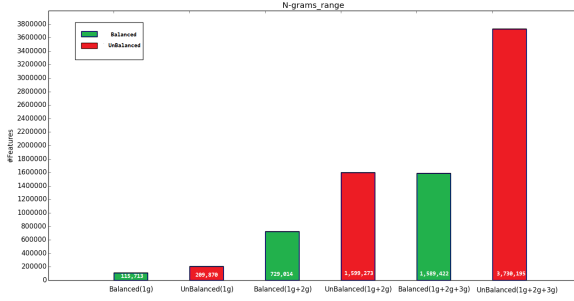


Figure 6: **Feature Counts.** Number of unigram, bigram, and trigram features per each class category. See section V-A.

polarity classification problem. In addition, we add a new class to the sentiment polarity classification: the neutral class. Moreover, we present a method for generating a sentiment lexicon from the dataset and explore its effectiveness.

A. Data Preparation

In order to test the proposed approaches thoroughly, we partition the data into training, validation and test sets. The validation set is used as a mini-test for evaluating and comparing models for possible inclusion into the final model. The ratio of the data among these three sets is 6:2:2 respectively.

We extend the work in [Aly and Atiya, 2013] by adding a class for neutral reviews. In particular, instead of partitioning into just positive and negative reviews, the data is divided into three classes (positive, negative, and neutral) where ratings of 4 and 5 are mapped to positive, rating of 3 is mapped to neutral, and ratings 1 and 2 are mapped to negative. The neutral class is important, because some of the readers' opinions are not swayed one way or the other towards positive or negative. There is also some prevalence reviews that provide the positive and the negative aspects, or simply provide an objective and neutral description. We constructed two sets of data. The first one is the balanced data set, where the number of reviews are equal in each class category, by setting the size of the class to the minimum size of the three classes. The second one is the unbalanced data set, where the number of reviews are not equal, and their proportions match those of the collected data

set. Figure 5 and Table III show the number of reviews for each class category in the training, test, and validation sets for both the balanced and unbalanced settings. Figure 6 also shows the number of n-gram counts for both the balanced and unbalanced settings. Notice the explosion in the size of features when using unigrams, bigrams, and trigrams in the unbalanced setting, which exceeds 3.7 million features. This poses challenges in the training algorithms, and provides a motivation for trying to reduce the feature dimension using lexicons as explained in Section VI.

B. Sentiment Analysis

We explored using the dataset for two tasks: (a) **Sentiment polarity classification:** where the goal is to predict if the review is positive i.e. with rating 4 or 5, is negative i.e. with rating 1 or 2, or neutral with rating 3; and (b) **Rating classification:** where the goal is to predict the rating of the review on a scale of 1 to 5.

In the two tasks a wide range of standard classifiers are applied to both the balanced and unbalanced datasets using n-gram range of all unigrams, bigrams and trigrams where the n-gram range of N degree is a combination of all lower n-grams (contiguous sequence of n words) starting from unigrams, bigrams, ... etc. till the degree N . For example the trigram range is a combination of unigrams, bigrams and trigrams. Figure 5 shows the number of reviews in every class for both balanced and unbalanced sets, while Figure 6 and Table III show the statistics of the number of features for unigrams range, bi-grams and trigrams range. The experiment is applied on both the token counts and the Tf-Idf (token frequency inverse document frequency) of the n-grams. Tf-Idf a way to normalize the document's word frequency in a way that emphasizes words that are frequent or existing in the current document, while being not frequent in the remaining documents (see equation 1), and is defined as:

$$t(w, d) = \log(1 + f(w, d)) \times \log\left(\frac{D}{f(w)}\right), \quad (1)$$

where $t(w, d)$ is the tf-idf weight for word w in document d , $f(w, d)$ is the frequency of word w in document d , D is the total number of documents, and $f(w)$ is the total frequency of word w .

The classifiers used in this experiment are widely used in the area of sentiment analysis, and can be considered as a baseline benchmark for any further experiments on the dataset. Python **scikit-learn**⁵ library is used for the experiments with default parameter settings for each classifier. The classifiers are:

- 1) **Multinomial Naive Bayes(MNB):** A well-known method that is used in many NLP tasks. In this method each review is represented as a bag of words $\vec{X} = \langle x_1, x_2, \dots, x_n \rangle$ where the feature values are the term frequencies then the Bayes rule can be applied to form

⁵<http://scikit-learn.org/>

		Balanced			Unbalanced		
		Positive	Negative	Neutral	Positive	Negative	Neutral
Reviews Count	Train Set	4,936	4,936	4,936	34,231	6,534	9,841
	Test Set	1,644	1,644	1,644	8,601	1,690	2,360
	Validation Set	1,644	1,644	1,644	8,511	1,683	2,457
Features Count	unigrams	115,713			209,870		
	unigrams+bigrams	729,014			1,599,273		
	unigrams+bigrams+trigrams	1,589,422			3,730,195		

Table III: **Dataset Preparation Statistics.** The top part shows the number of reviews for the training, validation, and test sets for each class category in both the balanced and unbalanced settings. The bottom part shows the number of features. See Section V-A.

a linear classifier.

$$\log(p(class|\bar{X})) = \log(p(class) \times \prod_{i=1}^n \frac{p(x_i|class)}{p(\bar{X})})$$

- 2) **Bernoulli Naive Bayes(BNB):** In this model features are independent binary variables that describe the input $\bar{X} = \langle 1, 0, 1, \dots, 1 \rangle$, which means that the binary term occurrence is used instead of the frequency of the term in the bag of words model. Both of the naive Bayes generative models are described in details in McCallum et al. [1998]
- 3) **Support Vector Machine(SVM):** Linear SVM is a classifier that partitions the data using the linear formula $y = \bar{W} \cdot \bar{X} + p$, selected in such a way that it maximizes the margin of separation between the decision boundary and the class patterns (hence the name large margin classifier). SVM can be generalized to multiclass case using one versus all classification trick.
- 4) **Passive Aggressive:** It is an online learning model that uses a hinge-loss function together with an aggressiveness parameter C , in order to achieve a positive margin high confidence classifier. The algorithm is described in details in [Crammer et al., 2006] with two alternative modifications that improve the algorithm's ability to cope with noise.
- 5) **Stochastic Gradient Descent(SGD):** It is an algorithm that is used to train other machine learning algorithms such as SVM where it samples a subset of the training examples at every learning step. Then it calculates the gradient from this subset only, and uses this gradient to update the weight vector w of SVM classifier. Because of its simplicity and computational advantage, it is widely used for large-scale machine learning problems[Bottou and Bousquet, 2007].
- 6) **Logistic Regression:** The binary logistic regression uses a sigmoid function $h_w(x) = f(x) = 1/(1 + e^{-w^T x})$ as a learning model, then it optimizes a cost function that measures the likelihood of the data given the classifier's class probability estimates then for the multiclass problem one versus all solution is used. The cost function can be formulated as

$$Cost(\bar{w}) = -\frac{1}{m} \sum_{i=1}^n [y^{(i)} \log(h_w(x^{(i)})) + (1 - y^{(i)}) \log(1 - h_w(x^{(i)}))]$$

where m is the total number of patterns, $x^{(i)}$ is the i^{th} pattern and $y^{(i)}$ is the correct class of the pattern i .

- 7) **Linear Perceptron:** It is a simple feed-forward single layer linear neural network with a unit step function as an activation function. It uses an iterative algorithm for training the weights. However, this algorithm does not take into account the margin like for the case of SVM.
- 8) **K-Nearest Neighbor(KNN):** A simple well-known machine learning classifier that based on the distances between the patterns in the feature space. Specifically, a pattern is classified according to the majority class of its K-nearest neighbors.

Table V-VI shows the result for each classifier after training on both the training and the validation set and evaluating the result on the test set (i.e. the train:test ratio is 8:2). Each cell has numbers that represent **weighted accuracy / F1 measure** where the evaluation is performed on the test set. Table V shows the results of the polarity classification task while TableVI shows the results of the rating classification task. Note that in the sentiment polarity classification task the inclusion of a third class "neutral" makes the problem much harder, and we get a lower performance than the case of two-class case ("positive" and "negative"). The reason is that there is a large confusion between the neutral class and both the positive and negative classes. Sometimes the numbered ratings (1 to 5), from which we extract the target class labels, contradict what is written in the review, in a way that even an experienced human analyzer will not get it right (Examples are marked in red in Fig 4). Two accuracy measures are used to calculate the performance. The first is the weighted accuracy 2

$$a = \sum_{c=1}^C a(c)w(c) \quad (2)$$

where a is the weighted accuracy, C is the number of classes,

$$w(c) = \frac{n(c)}{\sum_c n(c)}$$

is the weight for class c , $n(c)$ is the number of reviews in class c , and $a(c)$ is the accuracy of class c defined as:

$$a(c) = \frac{tp(c)}{n(c)}$$

where $tp(c)$ is the number of true positives for class c (the number of reviews that are algorithm correctly identified as class c). The second measure is the weighted F1 measure 3:

$$F1 = \sum_c \frac{2p(c) \times r(c)}{p(c) + r(c)} w(c) \quad (3)$$

		Precision			Recall		
		Positive	Negative	Neutral	Positive	Negative	Neutral
SVM	Balanced	0.62639	0.64216	0.4963	0.64936	0.64841	0.46836
	UnBalanced	0.79476	0.68744	0.48185	0.93291	0.46982	0.28686

Table IV: **SVM Classifier Results** . The table shows the precision and the recall of the SVM classifier when evaluate on both balanced and unbalanced test sets and trained using TF-IDF trigram range of features.

where $w(c)$ is the weight for class c as defined above, $p(c)$ is the precision for class c and $r(c)$ is its recall defined as

$$p(c) = \frac{tp(c)}{tp(c) + fp(c)}$$

$$r(c) = \frac{tp(c)}{tp(c) + fn(c)}$$

with $fp(c)$ the false positives and $fn(c)$ the false negatives for class c .

From tables V and VI we can make the following observations:

- 1) The ratings classification task is more challenging than the polarity classification task. This is to be expected, since we are dealing with five classes in the former, as opposed to only three in the latter.
- 2) The balanced set is more challenging than the unbalanced set for both tasks. We believe that this is due to the fact that it contains much fewer reviews compared to the unbalanced set. This makes a lot of the ngrams have fewer training examples, and therefore leads to less reliable classification. Table IV shows the precision and the recall of the SVM classifier when evaluate on both balanced and unbalanced test sets and trained using TF-IDF trigram range of features. Despite the fact that the overall performance of the unbalanced dataset is better than the balanced dataset, the individual performance of each class category in the unbalanced evaluation is proportional to its ratio in the dataset.
- 3) We can get a good overall accuracy and good F1 using especially the SVM and the logistic regression classifiers (over 70% for the polarity classification task in Table V). This is consistent with previous results in Aly and Atiya [2013] suggesting that the SVM and the logistic regression are a reliable choice.
- 4) Passive aggressive, and linear perceptron are also a good choice of classifiers, with the careful choice of parameters.

VI. SENTIMENT LEXICON

A. Seed Lexicon Generation

Manually constructing a sentiment lexicon is a formidable task due to the coverage issues and the possible ambiguity and multiple meanings of many words. Also compound phrases open up many permutations of word combinations which will be hard to group in the lexicon. So we propose a simple method for extracting a seed sentiment lexicon from the LABR dataset. This lexicon can be extended easily to other datasets or domains. Our method utilizes a useful feature of the linear SVM and logistic regression as they inherently apply some

sort of feature selection. This is because the weight values are an indication of the importance of the n-gram. For example, n-grams that have negligible weights are deemed unimportant and ineffective. This is especially true if we use the ℓ_1 error measure for training the SVM (defined as $\|x\|_1 = \sum_i |x_i|$). In this case, the weights for many insignificant ngrams will end up being zero. So, we utilize this fact to perform an automatic generation for the most informative ngrams by ordering the weights from the SVM and the logistic regression classifiers then selecting the highest 1000 weights, as indication for positive sentiment ngrams, and the lowest 1000 weights as indication for negative sentiment ngrams. We then manually review them to remove any erroneous n-grams. We end up with a list of 348 negative n-grams and 319 positive n-grams. We also constructed a list of 31 Arabic negation operators. This lexicon can be considered a seed, and is a first step in constructing a complete sentiment lexicon. As mentioned ElSahar and El-Beltagy [2015], have independently proposed an idea with some similarities (i.e. using SVM with L1 error measure). This study has come out very recently. Table VII gives some examples from the sentiment lexicon where it is clear that some difficult compound phrases were captured using our approach.

B. Lexicon Experiments

In order to test the effectiveness of the generated domain specific lexicon, we reran the sentiment polarity classification experiments on the unbalanced training set. The goal is to test the effectiveness of the lexicon as a stand-alone input, and also in combination with the trigram features used in the previous experiments. The lexicon was used as a feature vector of length 667 features (348 negative ngrams and 319 positive ngrams). If using the lexicon as stand-alone is as successful, then we would have reduced the number of features from several millions to just 667, leading to a much simpler classifier. Moreover, this opens up the possibility of using some complex classifiers that were computationally unfeasible with large feature vectors. These classifiers may perhaps outperform the simpler classifiers typically used in large NLP problems. As a comparison, we consider the Arabic sentiment lexicon developed by El-Beltagy and Ali [2013] (see also ElSahar and El-Beltagy [2014] for more details of its construction). This is a general purpose lexicon that is developed by growing a small seed of manually labeled words using an algorithm that considers co-occurrence of words in the text. It consists of 4392 entries of both compound and single sentiment words. Table VIII shows the results on the test set, where we use a combined training and validation set for training the models. We can observe that the lexicon only model is just a little worse than the trigram model. However, the difference is

Features	Tf-Idf	Balanced			Unbalanced		
		lg	lg+2g	lg+2g+3g	lg	lg+2g	lg+2g+3g
MNB	No	0.558/0.560	0.573/0.577	0.572/0.577	0.706/0.631	0.705/0.609	0.706/0.612
	Yes	0.567/0.570	0.581/0.584	0.582/0.586	0.680/0.551	0.680/0.550	0.680/0.550
BNB	No	0.515/0.495	0.507/0.473	0.481/0.429	0.659/0.573	0.674/0.553	0.678/0.550
	Yes	0.356/0.236	0.341/0.189	0.338/0.181	0.680/0.550	0.680/0.550	0.680/0.550
SVM	No	0.535/0.534	0.568/0.565	0.570/0.566	0.698/0.690	0.727/0.712	0.731/0.712
	Yes	0.566/0.564	0.590/0.588	0.589/0.588	0.734/0.709	0.750/0.723	0.751/0.725
Passive Aggressive	No	0.402/0.348	0.489/0.486	0.521/0.525	0.638/0.653	0.693/0.692	0.692/0.676
	Yes	0.504/0.508	0.571/0.574	0.584/0.582	0.681/0.676	0.740/0.722	0.740/0.715
SGD	No	0.458/0.454	0.459/0.454	0.459/0.455	0.687/0.578	0.687/0.579	0.680/0.570
	Yes	0.416/0.390	0.380/0.292	0.360/0.236	0.680/0.550	0.680/0.550	0.673/0.541
Logistic Regression	No	0.570/0.568	0.586/0.583	0.590/0.585	0.728/0.707	0.743/0.717	0.737/0.703
	Yes	0.587/0.583	0.590/0.588	0.586/0.585	0.727/0.672	0.720/0.659	0.709/0.640
Linear Perceptron	No	0.389/0.328	0.424/0.375	0.449/0.418	0.683/0.680	0.720/0.705	0.719/0.693
	Yes	0.500/0.502	0.536/0.538	0.526/0.523	0.675/0.672	0.732/0.714	0.726/0.708
KNN	No	0.428/0.416	0.412/0.395	0.398/0.382	0.675/0.582	0.676/0.577	0.673/0.567
	Yes	0.471/0.461	0.497/0.484	0.490/0.477	0.698/0.619	0.701/0.625	0.697/0.615

Table V: **Experiment 1: Polarity Classification Experimental Results.** *Tf-Idf* indicates whether tf-idf weighting was used or not. *MNB* is Multinomial Naive Bayes, *BNB* is Bernoulli Naive Bayes, *SVM* is the Support Vector Machine, *SGD* is the stochastic gradient descent and *KNN* is the K-nearest neighbor. The numbers represent weighted accuracy / F1 measure where the evaluation is performed on the test set. For example, 0.558/0.560 means a weighted accuracy of 0.558 and an F1 score of 0.560.

Features	Tf-Idf	Balanced			Unbalanced		
		lg	lg+2g	lg+2g+3g	lg	lg+2g	lg+2g+3g
MNB	No	0.390/0.394	0.408/0.416	0.409/0.416	0.459/0.421	0.470/0.416	0.474/0.418
	Yes	0.399/0.403	0.420/0.299	0.420/0.299	0.416/0.301	0.427/0.430	0.428/0.431
BNB	No	0.330/0.296	0.304/0.254	0.269/0.202	0.408/0.331	0.393/0.263	0.386/0.236
	Yes	0.223/0.125	0.222/0.184	0.205/0.279	0.376/0.206	0.376/0.206	0.376/0.206
SVM	No	0.377/0.374	0.396/0.388	0.400/0.392	0.467/0.461	0.489/0.480	0.495/0.483
	Yes	0.395/0.392	0.417/0.412	0.420/0.414	0.487/0.477	0.513/0.500	0.519/0.505
Passive Aggressive	No	0.279/0.233	0.339/0.305	0.363/0.338	0.427/0.429	0.471/0.459	0.460/0.454
	Yes	0.360/0.359	0.398/0.388	0.399/0.388	0.449/0.447	0.499/0.486	0.511/0.494
SGD	No	0.210/0.194	0.210/0.193	0.212/0.198	0.439/0.431	0.483/0.471	0.484/0.477
	Yes	0.202/0.171	0.200/0.167	0.200/0.167	0.482/0.440	0.502/0.466	0.509/0.477
Logistic Regression	No	0.391/0.386	0.414/0.405	0.420/0.410	0.487/0.475	0.506/0.492	0.512/0.495
	Yes	0.410/0.404	0.429/0.424	0.433/0.430	0.484/0.455	0.497/0.461	0.495/0.457
Linear Perceptron	No	0.242/0.179	0.271/0.220	0.304/0.265	0.448/0.445	0.478/0.473	0.490/0.475
	Yes	0.358/0.351	0.397/0.384	0.398/0.384	0.441/0.440	0.490/0.476	0.492/0.479
KNN	No	0.256/0.233	0.259/0.242	0.257/0.240	0.342/0.336	0.341/0.333	0.339/0.334
	Yes	0.298/0.284	0.308/0.295	0.316/0.305	0.374/0.368	0.386/0.375	0.392/0.381

Table VI: **Rating Classification Experimental Results** The numbers represent weighted accuracy / F1 measure where the evaluation is performed on the test set.

Positive	Compound Positive	Negative	Compound Negative
Wonderful رائع	Worth reading يستحق القراءة	Not liked it معجبتش	I can not comment لا يمكنني التعليق
Interesting ممتع	I imagine myself there أتخيلني هناك	Boring مممل	Hot and fire حار و نار
Beautiful جميلة	I felt the novel أحسست الرواية	Bad سيئة	I expected it more beautiful توقعتها اجمل
Easy سهل	I raise my hat أرفع قبعتي	I regretted ندمت	Did not amuse لم يروق

Table VII: **Sentiment Lexicon Examples.** Notice how our lexicon is able to automatically capture some difficult compound terms from the training set. Notice also that some words that are compound in English are actually one word in Arabic. See Section VI.

Features	Tf-Idf	LEX1	LEX2	LEX1+ Trigrams	LEX2+ Trigrams	LEX1+ LEX2	LEX1+ LEX2+Trigrams	Trigrams
MNB	Yes	0.705/0.623	0.684/0.570	0.681/0.552	0.680/0.551	0.707/0.638	0.681/0.553	0.680/0.550
BNB	Yes	0.696/0.627	0.675/0.576	0.680/0.550	0.680/0.550	0.690/0.627	0.680/0.550	0.680/0.550
SVM	Yes	0.705/0.634	0.681/0.597	0.752/0.727	0.747/0.724	0.704/0.646	0.748/0.724	0.751/0.725
Passive Aggressive	Yes	0.655/0.617	0.646/0.597	0.741/0.723	0.739/0.724	0.643/0.621	0.735/0.720	0.740/0.715
SGD	Yes	0.699/0.608	0.685/0.580	0.715/0.635	0.695/0.601	0.705/0.625	0.719/0.649	0.673/0.541
Logistic Regression	Yes	0.704/0.630	0.688/0.593	0.731/0.684	0.718/0.665	0.710/0.646	0.728/0.684	0.709/0.640
Linear Perceptron	Yes	0.597/0.589	0.400/0.437	0.732/0.716	0.730/0.718	0.511/0.539	0.721/0.711	0.726/0.708
KNN	Yes	0.642/0.610	0.622/0.576	0.654/0.636	0.639/0.618	0.543/0.552	0.650/0.632	0.697/0.615

Table VIII: **Sentiment lexicon experimental results.** The numbers represent weighted accuracy / F1 measure where the evaluation is on the test set for the sentiment polarity classification (compare with Table V). LEX1 indicates our generated lexicon, LEX2 indicates the lexicon by El-Beltagy and Ali [2013], and Trigrams indicates the trigram range features from the training set. See Section VI.

not large. This is an interesting fact considering that the former uses only 0.02 % of the amount of features of the latter. Another observation is that our constructed lexicon outperforms the lexicon by El-Beltagy and Ali [2013]. But this has mainly to do with the fact that ours is domain-specific, while theirs is general purpose. There are many entries in our lexicon that are specific to the book review domain, and can therefore make a difference in performance. For example, see in Table VII the expressions "worth reading", "I imagine myself there", and "I felt the novel". This indicates that it is always a good practice to augment general purpose lexicons with domain-specific expressions. Notice that some terms that are compound in English are actually represented by one word in Arabic, for example the first and last rows in the negatives in Table VII.

VII. SUMMARY AND CONCLUSION

In this work we presented LABR dataset the largest Arabic sentiment analysis dataset to-date. We explored its properties and statistics, and provided standard splits. We performed a comprehensive study, involving testing a wide range of classifiers to provide a baseline for future comparisons. We also presented a small sentiment lexicon that is extracted from the dataset and explored its effectiveness. From the experiments we observe that SVM and logistic regression are the best two classifiers. Moreover, using the constructed lexicon we obtained competitive results with only a fraction of the number of features. We hope this data set would be of good use, and these results would be a guide for future Arabic sentiment work.

ACKNOWLEDGEMENTS

Some of this work has been funded by ITIDA's ITAC project number CFP-65.

REFERENCES

- A. Abbasi, H. Chen, and A. Salem. Sentiment analysis in multiple languages: Feature selection for opinion classification in web forums. *ACM Transactions on Information Systems (TOIS)*, 26(3):12, 2008.
- M. Abdul-Mageed and M. Diab. Toward building a large-scale arabic sentiment lexicon. In *Proceedings of the 6th International Global WordNet Conference*, pages 18–22, 2012a.
- M. Abdul-Mageed and M. T. Diab. Subjectivity and sentiment annotation of modern standard arabic newswire. In *Proceedings of the 5th Linguistic Annotation Workshop*, pages 110–118. Association for Computational Linguistics, 2011.
- M. Abdul-Mageed and M. T. Diab. Awatif: A multi-genre corpus for modern standard arabic subjectivity and sentiment analysis. In *LREC*, pages 3907–3914, 2012b.
- M. Abdul-Mageed, M. T. Diab, and M. Korayem. Subjectivity and sentiment analysis of modern standard arabic. In *Proceedings of the 49th Annual Meeting of the Association for Computational Linguistics: Human Language Technologies: short papers-Volume 2*, pages 587–591. Association for Computational Linguistics, 2011.
- M. Abdul-Mageed, M. Diab, and S. Kübler. Samar: Subjectivity and sentiment analysis for arabic social media. *Computer Speech & Language*, 28(1):20–37, 2014.
- M. Aly and A. Atiya. Labr: Large scale arabic book reviews dataset. In *Meetings of the Association for Computational Linguistics (ACL)*, Sofia, Bulgaria, 2013.
- L. Bottou and O. Bousquet. The tradeoffs of large scale learning. In *NIPS*, volume 4, page 2, 2007.
- K. Crammer, O. Dekel, J. Keshet, S. Shalev-Shwartz, and Y. Singer. Online passive-aggressive algorithms. *The Journal of Machine Learning Research*, 7:551–585, 2006.
- X. Ding, B. Liu, and P. S. Yu. A holistic lexicon-based approach to opinion mining. In *Proceedings of the 2008 International Conference on Web Search and Data Mining*, pages 231–240. ACM, 2008.
- S. R. El-Beltagy and A. Ali. Open issues in the sentiment analysis of arabic social media: A case study. In *Innovations in Information Technology (IIT), 2013 9th International Conference on*, pages 215–220. IEEE, 2013.
- S. R. El-Beltagy and A. Rafea. Kp-miner: A keyphrase extraction system for english and arabic documents. *Information Systems*, 34(1):132–144, 2009.
- S. R. El-Beltagy and A. Rafea. An accuracy-enhanced light stemmer for arabic text. *ACM Transactions on Speech and Language Processing (TSLP)*, 7(2):2, 2011.
- M. Elhawary and M. Elfeky. Mining arabic business reviews. In *Data Mining Workshops (ICDMW), 2010 IEEE International Conference on*, pages 1108–1113. IEEE, 2010.
- H. ElSahar and S. R. El-Beltagy. A fully automated approach for arabic slang lexicon extraction from microblogs. In *Computational Linguistics and Intelligent Text Processing*, pages 79–91. Springer, 2014.
- H. ElSahar and S. R. El-Beltagy. Building large arabic multi-domain resources for sentiment analysis. In *Computational Linguistics and Intelligent Text Processing*, pages 23–34. Springer, 2015.
- S. Gindl, A. Weichselbraun, and A. Scharl. Cross-domain contextualisation of sentiment lexicons. 2010.
- D. Gräbner, M. Zanker, G. Fliedl, and M. Fuchs. Classification of customer reviews based on sentiment analysis. In *Information and Communication Technologies in Tourism 2012*, pages 460–470. Springer, 2012.
- L. Jiang, M. Yu, M. Zhou, X. Liu, and T. Zhao. Target-dependent twitter sentiment classification. In *Proceedings of the 49th Annual Meeting of the Association for Computational Linguistics: Human Language Technologies-Volume 1*, pages 151–160. Association for Computational Linguistics, 2011.
- A. Kennedy and D. Inkpen. Sentiment classification of movie reviews using contextual valence shifters. *Computational Intelligence*, 22(2):110–125, 2006.
- E. Kouloumpis, T. Wilson, and J. Moore. Twitter sentiment analysis: The good the bad and the omg! *ICWSM*, 11:538–541, 2011.
- C. D. Manning and H. Schütze. *Foundations of statistical natural language processing*. MIT press, 1999.
- D. Maynard, K. Bontcheva, and D. Rout. Challenges in developing opinion mining tools for social media. *Proceedings*

- of@ NLP can u tag# user_generated_content*, 2012.
- A. McCallum, K. Nigam, et al. A comparison of event models for naive bayes text classification. In *AAAI-98 workshop on learning for text categorization*, volume 752, pages 41–48. Citeseer, 1998.
- A. Pak and P. Paroubek. Twitter as a corpus for sentiment analysis and opinion mining. In *LREC*, 2010.
- B. Pang and L. Lee. Opinion mining and sentiment analysis. *Foundations and trends in information retrieval*, 2(1-2):1–135, 2008.
- M. Rushdi-Saleh, M. T. Martín-Valdivia, L. A. Ureña-López, and J. M. Perea-Ortega. Oca: Opinion corpus for arabic. *Journal of the American Society for Information Science and Technology*, 62(10):2045–2054, Oct. 2011. ISSN 1532-2882. doi: 10.1002/asi.21598.
- A. Shoukry and A. Rafea. Preprocessing egyptian dialect tweets for sentiment mining. In *The Fourth Workshop on Computational Approaches to Arabic Script-based Languages*, page 47, 2012.
- M. Taboada, J. Brooke, M. Tofiloski, K. Voll, and M. Stede. Lexicon-based methods for sentiment analysis. *Computational linguistics*, 37(2):267–307, 2011.
- K. Voll and M. Taboada. Not all words are created equal: Extracting semantic orientation as a function of adjective relevance. In *AI 2007: Advances in Artificial Intelligence*, pages 337–346. Springer, 2007.