

Effective-Resistance-Reducing Flows, Spectrally Thin Trees, and Asymmetric TSP

Nima Anari ^{*} Shayan Oveis Gharan [†]

September 3, 2015

Abstract

We show that the integrality gap of the natural LP relaxation of the Asymmetric Traveling Salesman Problem is $\text{polyloglog}(n)$. In other words, there is a polynomial time algorithm that approximates the *value* of the optimum tour within a factor of $\text{polyloglog}(n)$, where $\text{polyloglog}(n)$ is a bounded degree polynomial of $\log\log(n)$. We prove this by showing that any k -edge-connected unweighted graph has a $\text{polyloglog}(n)/k$ -thin spanning tree.

Our main new ingredient is a procedure, albeit an exponentially sized convex program, that “transforms” graphs that do not admit any *spectrally* thin trees into those that provably have spectrally thin trees. More precisely, given a k -edge-connected graph $G = (V, E)$ where $k \geq 7 \log(n)$, we show that there is a matrix D that “preserves” the structure of all cuts of G such that for a set $F \subseteq E$ that induces an $\Omega(k)$ -edge-connected graph, the effective resistance of every edge in F w.r.t. D is at most $\text{polylog}(k)/k$. Then, we use a recent extension of the seminal work of Marcus, Spielman, and Srivastava [MSS13] by the authors [AO14] to prove the existence of a $\text{polylog}(k)/k$ -spectrally thin tree with respect to D . Such a tree is $\text{polylog}(k)/k$ -combinatorially thin with respect to G as D preserves the structure of cuts of G .

^{*}Computer Science Division, UC Berkeley. Email: anari@berkeley.edu

[†]Department of Computer Science and Engineering, University of Washington. This work was partly done while the author was a postdoctoral Miller fellow at UC Berkeley. Email: shayan@cs.washington.edu

Contents

1	Introduction	1
1.1	Spectrally Thin Trees	4
1.2	Our Contribution	7
1.3	Main Components of the Proof	9
1.4	Organization	12
2	Preliminaries	12
2.1	Balls and High-Dimensional Geometry	13
2.2	Facts from Linear Algebra	14
2.3	Background in Graph Theory	16
3	Overview of Our Approach	17
3.1	Locally Connected Hierarchies	19
3.2	Main Technical Theorem	21
3.3	Expanding Locally Connected Hierarchies	22
4	Proof of the Main Theorem	24
4.1	Construction of Locally Connected Hierarchies	24
4.2	Extraction of an $\Omega(k)$ -Edge-Connected Set of Good Edges	27
4.3	Algorithmic Aspects	31
5	The Dual of Tree-CP	33
5.1	The Dual for Variants of the Problem	38
6	Upper-bounding the Numerator of the Dual	40
6.1	Construction of Disjoint L_1 Balls	42
6.2	Construction of Bags of Balls	46
6.3	Construction of a Geometric Sequence of Families of Bags of Balls	53
7	Lower-bounding the Denominator of the Dual	57
7.1	Charging Argument for Compact Bags of Balls	59
7.2	Charging Argument for Assigned Bags of Balls	62
7.2.1	Ball Labeling	63
7.2.2	Preprocessing	65
7.2.3	Order of Processing	68
7.2.4	The Construction	70
7.2.5	Post-processing	76
A	Missing proofs of Section 1	81

1 Introduction

In the Asymmetric Traveling Salesman Problem (ATSP) we are given a set V of $n := |V|$ vertices and a nonnegative cost function $c : V \times V \rightarrow \mathbb{R}_+$. The goal is to find the shortest tour that visits every vertex *at least* once.

If the cost function is symmetric, i.e., $c(u, v) = c(v, u)$ for all $u, v \in V$, then the problem is known as the Symmetric Traveling Salesman Problem (STSP). There is a $3/2$ approximation algorithm by Christofides [Chr76] for STSP.

There is a natural LP relaxation for ATSP proposed by Held and Karp [HK70],

$$\begin{aligned}
 \min \quad & \sum_{u,v \in V} c(u,v)x_{u,v} \\
 \text{s.t.} \quad & \sum_{u \in S, v \notin S} x_{u,v} \geq 1 && \forall S \subseteq V, \\
 & \sum_{v \in V} x_{u,v} = \sum_{v \in V} x_{v,u} = 1 && \forall u \in V, \\
 & x_{u,v} \geq 0 && \forall u, v \in V.
 \end{aligned} \tag{1}$$

It is conjectured that the integrality gap of the above LP relaxation is a constant, i.e., the optimum value of the above LP relaxation is within a constant factor of the length of the optimum ATSP tour. Until very recently, we had a very limited understanding of the solutions of the above LP relaxation. To this date, the best known lower bound on the integrality gap of the above LP is 2 [CGK06].

Despite many efforts, there is no known constant factor approximation algorithm for ATSP. Recently, Asadpour, Goemans, Madry, the second author and Saberi [AGM⁺10] designed an $O(\log n / \log \log n)$ approximation algorithm for ATSP that broke the $O(\log n)$ barrier from Frieze, Galbiati, and Maffioli [FGM82] and subsequent improvements [Blä02, KLSS05, FS07]. The result of [AGM⁺10] also upper-bounds the integrality gap of the Held-Karp LP relaxation by $O(\log n / \log \log n)$. Later, the second author with Saberi [OS11] and subsequently Erickson and Sidiropoulos [ES14] designed constant factor approximation algorithms for ATSP on planar and bounded genus graphs.

Thin Trees. The main ingredient of all of the above recent developments is the construction of a “thin” tree. Let $G = (V, E)$ be an unweighted undirected k -edge-connected graph with n vertices. Recall that G is k -edge-connected if there are at least k edges in every cut of G , see [Subsection 2.3](#) for properties of k -edge-connected graphs. We allow G to have an arbitrary number of parallel edges, so we think of E as a multiset of edges. Roughly speaking, a spanning tree $T \subseteq E$ is α -thin with respect to G if it does not contain more than α -fraction of the edges of any cut in G .

Definition 1.1. A spanning tree $T \subseteq E$ is α -thin with respect to a (unweighted) graph $G = (V, E)$, if for each set $S \subseteq V$,

$$|T(S, \bar{S})| \leq \alpha \cdot |E(S, \bar{S})|,$$

where $T(S, \bar{S})$ and $E(S, \bar{S})$ are the set of edges of T and G in the cut (S, \bar{S}) respectively.

One can analogously define α -thin edge covers, α -thin paths, etc. Note that thinness is a downward closed property, that is any subgraph of an α -thin subgraph of G is also α -thin. In particular, any

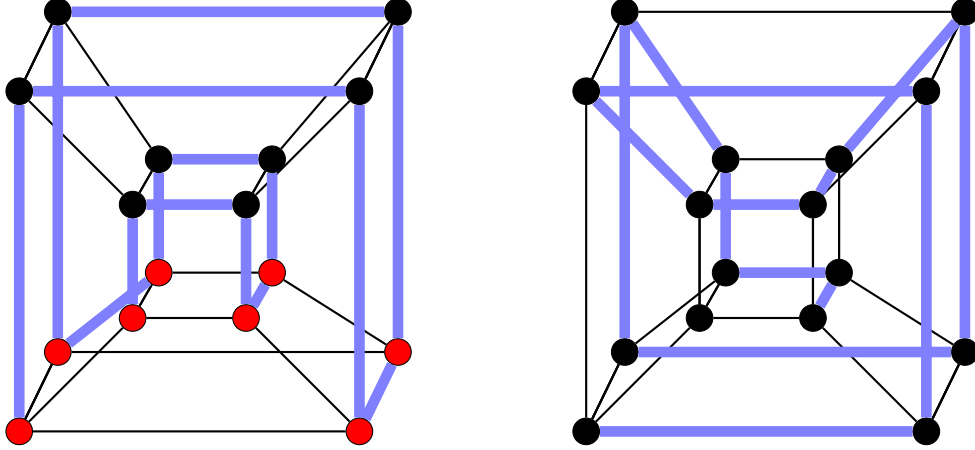


Figure 1: Two spanning trees of 4-dimensional hypercube that is 4-edge-connected. Although both of the trees are Hamiltonian paths, the left spanning tree is 1-thin because all of the edges of the cut separating red vertices from the black ones are in the tree while the right spanning tree is 0.667-thin.

spanning tree of an α -thin connected subgraph of G is an α -thin spanning tree of G . See [Figure 1](#) for two examples of thin trees.

A key lemma in [\[AGM⁺10\]](#) shows that one can obtain an approximation algorithm for ATSP by finding a thin tree of small cost with respect to the graph defined by the fractional solution of the LP relaxation. In addition, proving the existence of a thin tree provides a bound on the integrality gap of the Held-Karp LP relaxation for ATSP.

Later, in [\[OS11\]](#) this connection is made more concrete. Namely, to break the $\Theta(\frac{\log(n)}{\log \log(n)})$ barrier, it suffices to ignore the costs of the edges and construct a thin tree in every k -edge-connected graph for $k = \Theta(\log(n))$.

Theorem 1.2. *For any $\alpha > 0$ (which can be a function of n), and $k \geq \log n$, a polynomial-time construction of an α/k -thin tree in any k -edge-connected graph gives an $O(\alpha)$ -approximation algorithm for ATSP. In addition, even an existential proof gives an $O(\alpha)$ upper bound on the integrality gap of the LP relaxation.*

See [Appendix A](#) for the proof of the above theorem. The above theorem shows that to understand the solutions of LP (1) it is enough to understand the thin tree problem in graphs with low connectivity.

It is easy to show that any k -edge-connected graph has an $O(\log(n)/k)$ -thin tree [\[GHJS09\]](#) using the independent randomized rounding method of Raghavan and Thompson [\[RT87\]](#). It is enough to sample each edge of G independently with probability $\Theta(\log(n)/k)$ and then choose an arbitrary spanning tree of the sampled graph.

Asadpour et al. [\[AGM⁺10\]](#) employ a more sophisticated randomized rounding algorithm and show that any k -edge-connected graph has a $\frac{\log(n)}{k \cdot \log \log(n)}$ -thin tree. The basic idea of their algorithm is to use a correlated distribution, that is to sample edges almost independently while preserving the connectivity of the sampled set. More precisely, they sample a random spanning tree from a distribution where the edges are negatively correlated, so they get connectivity for free, and they

only use the upper tail of the Chernoff types of bounds. The $1/\log\log(n)$ gain comes from the fact that the upper tail of the Chernoff bound is slightly stronger than the lower tail,

Independently of the above applications of thin trees, Goddyn formulated the thin tree conjecture because of the close connections to several long-standing open problems regarding nowhere-zero flows.

Conjecture 1.3 (Goddyn [God04]). *There exists a function $f(\alpha)$ such that, for any $0 < \alpha < 1$, every $f(\alpha)$ -edge-connected graph (of arbitrary size) has an α -thin spanning tree.*

Goddyn’s conjecture in the strongest form postulates that for a sufficiently large k that is independent of the size of G , every k -edge-connected graph has an $O(1/k)$ -thin tree. Goddyn proved that if the above conjecture holds for an arbitrary function $f(\cdot)$, it implies a weaker version of Jaeger’s conjecture on the existence of circular nowhere-zero flows [Jae84]. Very recently, Thomassen proved a weaker version of Jaeger’s conjecture [Tho12, LTWZ13], but his proof has not yet shed any light on the resolution of the thin tree conjecture.

To this date, **Conjecture 1.3** is only proved for planar and bounded genus graphs [OS11, ES14] and edge-transitive graphs¹ [MSS13, HO14] for $f(\alpha) = O(1/\alpha)$. We remark that if Goddyn’s thin tree conjecture holds for an arbitrary function $f(\cdot)$, we get an upper bound of $O(\log^{1-\Omega(1)}(n))$ on the integrality gap of the LP relaxation of ATSP.

Summary of our Contribution. In this paper, we show that any k -edge-connected graph has a $\text{polyloglog}(n)/k$ -thin tree. Using **Theorem 1.2** for $\alpha = \text{polyloglog}(n)$ and $k = \log(n)$ this implies that the integrality gap of the LP relaxation is $\text{polyloglog}(n)$. Note that this does not resolve Goddyn’s conjecture. Perhaps, one of the main consequences of our work is that we can round (not necessarily in polynomial time) the solutions of the LP relaxation exponentially better than the randomized rounding in the worst case.

The key to our proof is to rigorously relate the thin tree problem to a seemingly related spectral question that is known as the Kadison-Singer problem in operator theory [Wea04] and then to use tools in spectral (graph) theory to solve the new problem. Until very recently, the best solution to the Kadison-Singer problem and the Weaver conjecture was based on the randomized rounding technique and matrix Chernoff bounds and incurred a loss of $\log(n)$ [Rud99, AW02]. Marcus, Spielman, and Srivastava [MSS13] in a breakthrough managed to resolve the conjecture using spectral techniques with no cost that is dependent on n . As we will elaborate in the next section, the Kadison-Singer problem can be seen as an “ L_2 ” version of the thin tree question, or thin tree question can be seen as an L_1 version of the Kadison-Singer problem. So, we can summarize our contribution as an L_1 to L_2 reduction.

We construct this L_1 to L_2 reduction using a convex program that symmetrizes the L_2 structure of a given graph while preserving its L_1 structure. More precisely, a convex program that equalizes the *effective resistance* of the edges while preserving the cut structure of G . We expect to see several other applications of this convex program in combinatorial optimization and approximation algorithms. In addition to that, we extend the result of Marcus, Spielman, and Srivastava to a larger family of distributions known as *strongly Rayleigh* distributions [AO14]. Strongly Rayleigh distributions are a family of probability distributions with the strongest forms of negative dependence

¹A graph $G = (V, E)$ is edge-transitive, if for any pair of edges $e, f \in E$ there is an automorphism of G that maps e to f .

properties [BBL09]. They have been used also in a recent work of the second author, Saberi, and Singh [OSS11] to improve the Christofides approximation algorithm for STSP on graph metrics. We refer the interested readers to [AO14] for more information.

Subsequent Work. Subsequent to our work, Svensson [Sve15] employed a sophisticated cycle cover idea and designed a constant factor approximation algorithm for ATSP when $c(\cdot, \cdot)$ is the shortest path metric of an unweighted graph. It is unclear if a combination of the ideas in this work and [Sve15] can lead to constant factor approximation algorithms for general ATSP.

The rest of this section is organized as follows: In [Subsection 1.1](#) we overview the connections of the thin tree problem and graph sparsifiers and in particular the Kadison-Singer problem. Then, in [Subsection 1.2](#) we present our main theorems. Finally, in [Subsection 1.3](#) we highlight the main ideas of the proof.

1.1 Spectrally Thin Trees

As mentioned before, thin trees are the basis for the best-known approximation algorithms for ATSP on planar, bounded genus, or general graphs. This follows from their intuitive definition and the fact that they eliminate the difficulty arising from the underlying asymmetry and the cost function. On the other hand, the major challenge in constructing thin trees or proving their existence is that we are not aware of any efficient algorithm for measuring or certifying the thinness of a given tree exactly. In order to verify the thinness of a given tree, it seems that one has to look at exponentially many cuts.

One possible way to avoid this difficulty is to study a stronger definition of thinness, namely the *spectral* thinness. First, we define some notation. For a set $S \subseteq V$ we use $\mathbf{1}_S \in \mathbb{R}^V$ to denote the indicator (column) vector of the set S . For a vertex $v \in V$, we abuse notation and write $\mathbf{1}_v$ instead of $\mathbf{1}_{\{v\}}$. For any edge $e = \{u, v\} \in E$ we fix an arbitrary orientation, say $u \rightarrow v$, and we define $\mathcal{X}_e := \mathbf{1}_u - \mathbf{1}_v$. The Laplacian of G , L_G , is defined as follows:

$$L_G := \sum_{e \in E} \mathcal{X}_e \mathcal{X}_e^\top.$$

If G is weighted, then we scale up each term $\mathcal{X}_e \mathcal{X}_e^\top$ according to the weight of the edge e . Also, for a set $T \subseteq E$ of edges, we write

$$L_T := \sum_{e \in T} \mathcal{X}_e \mathcal{X}_e^\top.$$

We say a spanning tree, T , is α -spectrally thin with respect to G if

$$L_T \preceq \alpha \cdot L_G, \text{ i.e., for all } x \in \mathbb{R}^n, x^\top L_T x \leq \alpha \cdot x^\top L_G x. \quad (2)$$

We also say G has a spectrally thin tree if it has an α -spectrally thin tree for some $\alpha < 1/2$. Observe that if T is α -spectrally thin, then it is also α -(combinatorially) thin. To see that, note that for any set $S \subseteq V$, $\mathbf{1}_S^\top L_T \mathbf{1}_S = |T(S, \overline{S})|$ and $\mathbf{1}_S^\top L_G \mathbf{1}_S = |E(S, \overline{S})|$.

One can verify spectral thinness of T (in polynomial time) by finding the smallest $\alpha \in \mathbb{R}$ such that

$$L_G^{\dagger/2} L_T L_G^{\dagger/2} \preceq \alpha \cdot I,$$

i.e., by computing the largest eigenvalue of $L_G^{\dagger/2} L_T L_G^{\dagger/2}$. Recall that L_G^\dagger is the pseudoinverse of L_G , and $L_G^{\dagger/2}$ is the square root of the pseudoinverse of L_G ; $L_G^{\dagger/2}$ is well-defined because $L_G^\dagger \succeq 0$. So, unlike the combinatorial thinness, spectral thinness can be computed *exactly* in polynomial time.

The notion of spectral thinness is closely related to spectral sparsifiers of graphs, which have been studied extensively in the past few years [ST04, SS11, BSS14, FHHP11]. Roughly speaking, a spectrally thin tree is a one-sided spectral sparsifier. A spectrally thin tree T would be a true spectral sparsifier if in addition to (2), it satisfies $\alpha \cdot (1 - \epsilon)x^\top L_G x \preceq L_T$ for some constant ϵ . Until the recent breakthrough of Batson, Spielman, and Srivastava, all constructions of spectral sparsifiers used at least $\Omega(n \log(n))$ edges of the graph [ST04, SS11, FHHP11]. Because of this they are of no use for the particular application of ATSP. Batson, Spielman, and Srivastava [BSS14] managed to construct a spectral sparsifier that uses only $O(n)$ edges of G . But in their construction, they assign different weights to the edges of the sparsifier which again makes their contribution not helpful for ATSP.

Indeed, it was observed by several people that there is an underlying barrier for the construction of spectrally thin trees and *unweighted* spectral sparsifiers. Many families of k -edge-connected graphs do not admit spectrally thin trees (see [HO14, Thm 4.9]). Let us elaborate on this observation. The *effective resistance* of an edge $e = \{u, v\}$ in G , $\mathcal{R}\text{eff}_{L_G}(e)$, is the *energy* of the electrical flow that sends 1 unit of current from u to v when the network represents an electrical circuit with each edge being a resistor of resistance 1 (and if G is weighted, the resistance is the inverse of the weight of e). See [LP13, Ch. 2] for background on electrical flows and effective resistance. Mathematically, the effective resistance can be computed using L_G^\dagger ,

$$\mathcal{R}\text{eff}_{L_G}(e) := \mathcal{X}_e^\top L_G^\dagger \mathcal{X}_e.$$

It is not hard to see that the spectral thinness of any spanning tree T of G is at least the maximum effective resistance of the edges of T in G .

Lemma 1.4. *For any graph $G = (V, E)$, the spectral thinness of any spanning tree $T \subseteq E$ is at least $\max_{e \in T} \mathcal{R}\text{eff}_{L_G}(e)$.*

Proof. Say the spectral thinness of T is α . Obviously, by the downward closedness of spectral thinness, the spectral thinness of any subset of edges of T is at most α , i.e., for any edge $e \in T$,

$$L_{\{e\}} \preceq L_T \preceq \alpha \cdot L_G.$$

But, the spectral thinness of an edge is indeed its effective resistance. More precisely, multiplying $L_G^{\dagger/2}$ on both sides of the above inequality we have

$$L_G^{\dagger/2} \mathcal{X}_e \mathcal{X}_e^\top L_G^{\dagger/2} = L_G^{\dagger/2} L_{\{e\}} L_G^{\dagger/2} \preceq \alpha \cdot L_G^{\dagger/2} L_G L_G^{\dagger/2} \preceq \alpha \cdot I.$$

Since the matrix on the LHS has rank one, its only eigenvalue is equal to its trace; therefore,

$$\text{Tr}(\mathcal{X}_e^\top L_G^\dagger \mathcal{X}_e) = \text{Tr}(L_G^{\dagger/2} \mathcal{X}_e \mathcal{X}_e^\top L_G^{\dagger/2}) \leq \alpha.$$

The lemma follows by the fact that $\mathcal{R}\text{eff}_{L_G}(e) = \text{Tr}(\mathcal{X}_e^\top L_G^\dagger \mathcal{X}_e)$. □

In light of the above lemma, a necessary condition for G to have a spanning tree with spectral thinness bounded away from 1 is that every cut of G must have at least one edge with effective

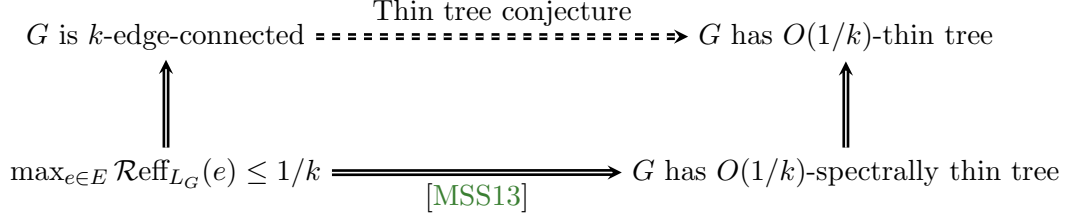


Figure 2: A summary of the relationship between spectrally thin trees and combinatorially thin trees before our paper.

resistance bounded away from 1. In other words, any graph G with at least one cut where the effective resistance of every edge is very close to 1 has no spectrally thin tree (see Figure 3 for an example of a graph where the effective resistance of every edge in a cut is very close to 1).

In a very recent breakthrough, Marcus, Spielman, and Srivastava [MSS13] proved the Kadison-Singer conjecture. As a byproduct of their result, it was shown in [HO14] that a stronger version of the above condition is sufficient for the existence of spectrally thin trees.

Theorem 1.5 ([MSS13]). *Any connected graph $G = (V, E)$ has a spanning tree with spectral thinness $O(\max_{e \in E} \text{Reff}_{L_G}(e))$.*

See [HO14, Appendix E] for a detailed proof of the above theorem. It follows from the above theorem that every k -edge-connected edge-transitive graph has an $O(1/k)$ -spectrally thin tree. This is because in any edge-transitive graph, by symmetry, the effective resistances of all edges are equal.

Let us summarize the relationship between spectrally thin trees and combinatorially thin trees that has been in the literature before our work. Goddyn conjectured that every k -edge-connected graph has an $O(1/k)$ -thin tree. The result of [MSS13] shows that a stronger assumption implies a stronger conclusion, i.e., if the maximum effective resistance of edges of G is at most $1/k$, then G has an $O(1/k)$ -spectrally thin tree (see Figure 2).

We emphasize that $\max_{e \in E} \text{Reff}_{L_G}(e) \leq 1/k$ is a stronger assumption than k -edge-connectivity. If $\text{Reff}_{L_G}(u, v) \leq 1/k$, it means that when we send one unit of flow from u to v , the electric current divides and goes through at least k parallel paths connecting u to v , so, there are k edge-disjoint paths between u, v . But the converse of this does not necessarily hold. If there are k edge-disjoint paths from u to v , the electric current may just use one of these paths if the rest are very long, so the effective resistance can be very close to 1. Therefore, if $\max_{e \in E} \text{Reff}_{L_G}(e) \leq 1/k$, there are k edge-disjoint paths between each pair of vertices of G , and G is k -edge-connected, but the converse does not necessarily hold. For example in the graph in the top of Figure 3, even though there are k edge-disjoint paths from u_1 to v_1 , a unit electrical flow from u_1 to v_1 almost entirely goes through the edge $\{u_1, v_1\}$, so $\text{Reff}(u_1, v_1) \approx 1$.

As a side remark, note that the sum of effective resistances of all edges of any connected graph G is $n - 1$,

$$\sum_{e \in E} \mathcal{X}_e^\top L_G^\dagger \mathcal{X}_e = \sum_{e \in E} \text{Tr}(L_G^{\dagger/2} \mathcal{X}_e \mathcal{X}_e^\top L_G^{\dagger/2}) = \text{Tr}\left(\sum_{e \in E} L_G^{\dagger/2} \mathcal{X}_e \mathcal{X}_e^\top L_G^{\dagger/2}\right) = \text{Tr}(L_G^{\dagger/2} L_G L_G^{\dagger/2}) = n - 1.$$

In the last identity we use that $L_G^{\dagger/2} L_G L_G^{\dagger/2}$ is an identity matrix on the space of vectors that are orthogonal to the all-1s vector.

If G is k -edge-connected, by Markov’s inequality, at most a quarter of the edges have effective resistance more than $8/k$. Therefore, by an application of [MSS13], any k -edge-connected graph G has an $O(1/k)$ -spectrally thin set of edges, $F \subset E$ where $|F| \geq \Omega(n)$ [HO14]. Unfortunately, the corresponding subgraph (V, F) may have $\Omega(n/k)$ connected components. So, this does not give any improved bounds on the approximability of ATSP.

1.2 Our Contribution

In this paper we introduce a procedure to “transform” graphs that do not admit spectrally thin trees into those that *provably* have these trees. Then, we use our recent extension of [MSS13] to *strongly Rayleigh distributions* [AO14] to find spectrally thin trees in the transformed “graph”. Finally, we show that any spectrally thin tree of the transformed “graph” is a (combinatorially) thin tree in the original graph. From a high level perspective, our transformation massages the graph to equalize the effective resistance of the edges, while keeping the cut structure of the graph intact.

For two matrices $A, B \in \mathbb{R}^{n \times n}$, we write $A \preceq_{\square} B$, if for any set $\emptyset \subset S \subseteq V$,

$$\mathbf{1}_S^T A \mathbf{1}_S \leq \mathbf{1}_S^T B \mathbf{1}_S.$$

Note that $A \preceq B$ implies $A \preceq_{\square} B$, but the converse is not necessarily true. We say a graph D is a *shortcut* graph with respect to G if $L_D \preceq_{\square} L_G$. We say a positive definite (PD) matrix D is a shortcut matrix with respect to G if $D \preceq_{\square} L_G$.

Our ideal plan is as follows: Show that there is a (weighted) shortcut graph D such that for any edge $e \in E$, $\mathcal{R}_{\text{eff}_{L_D}}(e) \leq \tilde{O}(1/k)$. Then, use a simple extension of [Theorem 1.5](#) such as [AW13] to show that there is a spanning tree $T \subseteq E$ such that

$$L_T \preceq_{\square} \alpha \cdot (L_G + L_D),$$

for $\alpha = O(\max_{e \in E} \mathcal{R}_{\text{eff}_{L_G + L_D}}(e)) = \tilde{O}(1/k)$. But, since $L_D \preceq_{\square} L_G$, any α -spectrally thin tree of $D + G$ is a 2α -combinatorially thin tree of G . In summary, the graph D allows us to bypass the spectral thinness barrier that we described in [Lemma 1.4](#).

Let us give a clarifying example. Consider the k -edge-connected planar graph G illustrated at the top of [Figure 3](#). In this graph, all edges in the cut $(\{v_1, \dots, v_n\}, \{u_1, \dots, u_n\})$ have effective resistance very close to 1. Now, let D consist of the red edges shown at the bottom. Observe that $L_D \preceq_{\square} L_G$. The effective resistance of every *black* edge in $G + D$ is $O(1/\sqrt{k})$. Roughly speaking, this is because the red edges *shortcut* the long paths between the endpoints of vertical edges. This reduces the energy of the corresponding electrical flows. So, $G + D$ has a spectrally thin tree $T \subseteq E$. Such a tree is combinatorially thin with respect to G .

It turns out that there are k -edge-connected graphs where it is impossible to reduce the effective resistance of all edges by a shortcut graph D (see [Section 5](#) for details). So, in our main theorem, we prove a weaker version of the above ideal plan. Firstly, instead of finding a shortcut graph D , we find a PD shortcut matrix D . The matrix D does not necessarily represent the Laplacian matrix of a graph as it may have positive off-diagonal entries. Secondly, the shortcut matrix reduces the effective resistance of only a set $F \subseteq E$ of edges, that we call *good* edges, where (V, F) is $\Omega(k)$ -edge-connected.

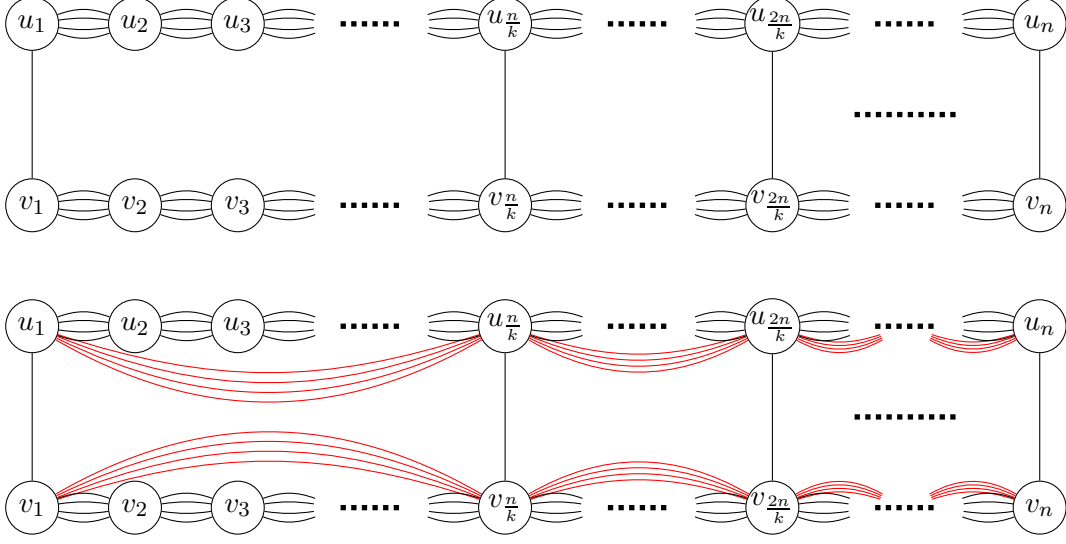


Figure 3: The top shows a k -edge-connected planar graph that has no spectrally thin tree. There are $k+1$ vertical edges, $(u_1, v_1), (u_{n/k}, v_{n/k}), \dots, (u_n, v_n)$. For each $1 \leq i \leq n-1$ there are k parallel edges between u_i, u_{i+1} and v_i, v_{i+1} . The effective resistances of all vertical edges are $1 - O(k^2/n)$. The bottom shows a graph $G + D$ where the effective resistance of every black edge is $O(1/\sqrt{k})$. The red edges are edges in D and there are k parallel edges between the endpoints of consecutive vertical edges. Note that $L_D \preceq_{\square} L_G$ by construction.

Theorem 1.6 (Main). *For any k -edge-connected graph $G = (V, E)$ where $k \geq 7 \log(n)$, there is a shortcut matrix $0 \prec D \preceq_{\square} L_G$ and a set of good edges $F \subseteq E$ such that the graph (V, F) is $\Omega(k)$ -edge-connected and that for any edge $e \in F$,*

$$\mathcal{R}_{\text{eff}_D}(e) \leq \tilde{O}(1/k),^2$$

where $\mathcal{R}_{\text{eff}_D}(e) = \mathcal{X}_e^T D^{-1} \mathcal{X}_e$.

Note that in the above we upper bound the effective resistance of good edges with respect to D as opposed to $D + L_G$; this is sufficient because $\mathcal{R}_{\text{eff}_{L_G+D}}(e) \leq \mathcal{R}_{\text{eff}_D}(e)$. We remark that the dependency on $\log(n)$ in the statement of the theorem is because of a limitation of our current proof techniques. We expect that a corresponding statement without any dependency on n holds for any k -edge-connected graph G . Such a statement would resolve Goddyn's thin tree conjecture 1.3 and may lead to improved bounds on the integrality gap of LP (1). Finally, the logarithmic dependency on k in the upper bound on the effective resistance of the edges of F is necessary.

Unfortunately, the good edges in the above theorem may be very sparse with respect to G , i.e., G may have cuts (S, \bar{S}) such that

$$|F(S, \bar{S})| \ll |E(S, \bar{S})|.$$

So, if we use Theorem 1.5 or its simple extensions as in [AW13], we get a thin set of edges $T \subseteq E$ that may have $\Omega_k(n)$ many connected components. Instead, we use a theorem, that we proved in our recent extension of [MSS13], that shows that as long as F is $\Omega(k)$ -edge-connected, G has a spanning tree T that is $\tilde{O}(1/k)$ -spectrally thin with respect to $D + L_G$.

²For functions $f(\cdot), g(\cdot)$ we write $g = \tilde{O}(f)$ if $g(n) \leq \text{polylog}(f(n)) \cdot f(n)$ for all sufficiently large n .

Theorem 1.7 ([AO14]). *Given a graph $G = (V, E)$, a PD matrix D and $F \subseteq E$ such that (V, F) is k -edge-connected, if for $\epsilon > 0$,*

$$\max_{e \in F} \mathcal{R}\text{eff}_D(e) \leq \epsilon,$$

then G has a spanning tree $T \subseteq F$ s.t.,

$$L_T \preceq O(\epsilon + 1/k)(D + L_G).$$

Putting [Theorem 1.6](#) and [Theorem 1.7](#) together implies that any k -edge-connected graph has a $\text{polyloglog}(n)/k$ -thin tree.

Corollary 1.8. *Any k -edge-connected graph $G = (V, E)$, has a $\text{polyloglog}(n)/k$ -thin tree.*

Proof. First, observe that by [theorems 1.6, 1.7](#) any $7 \log(n)$ connected graph has a $\text{polyloglog}(n)/\log(n)$ -thin tree.

Now, if G is k -edge-connected and $k \gg \log(n)$, then we simply construct a $7 \log(n)$ connected subgraph of G that is $7 \log(n)/k$ thin by sampling each edge independently with probability $\Theta(\log n/k)$ (see the proof of [Theorem 1.2](#) for the details of the analysis). Then, we use the aforementioned statement to prove the existence of a thin tree in the sampled graph.

Otherwise, if $k \ll \log(n)$, then we add $7 \log(n)/k$ copies of each edge of G and make a new graph H that is $7 \log(n)$ connected, then we use the previous corollary to find a $\text{polyloglog}(n)/\log(n)$ -thin tree of H . Such a tree is $\text{polyloglog}(n)/k$ -thin with respect to G . \square

We remark that, the above theorems do not resolve Goddyn's thin tree conjecture because of the dependency on n .

At first inspection, it would seem that there are two nonalgorithmic ingredients in our proof. The first one is the exponential-sized convex program that we will use to find the shortcut matrix D ; this is because verifying $D \preceq_{\square} L_G$ is equivalent to 2^n many linear constraints. Secondly, we need to have a constructive (in polynomial time) proof of [Theorem 1.7](#). The following theorem shows we can get around the first barrier.

Theorem 1.9. *Assume that there is an oracle that takes an input graph $G = (V, E)$, PD matrix D , and a k -edge-connected $F \subseteq E$, such that $\max_{e \in F} \mathcal{R}\text{eff}_D(e) \leq \epsilon$, and returns the spanning tree T promised by [Theorem 1.7](#), i.e., $L_T \preceq O(\epsilon + 1/k)(D + L_G)$. For any $\ell \leq \log \log n$, there is a $\text{polyloglog}(n) \cdot \log(n)^{1/\ell}$ -approximation algorithm for ATSP that runs in time $n^{O(\ell)}$ (and makes at most $n^{O(\ell)}$ oracle calls).*

We will prove this theorem in [Subsection 4.3](#)

1.3 Main Components of the Proof

Our proof has three main components, namely the thin basis problem, the effective resistance reducing convex programs, and the locally connected hierarchies. In this section we summarize the high-level interaction of these three components.

The Thin Basis Problem. Let us start by an overview of the proof of [Theorem 1.7](#) which has appeared in a companion paper [\[AO14\]](#). The thin basis problem is defined as follows: Given a set of vectors $\{x_e\}_{e \in E} \in \mathbb{R}^d$, what is a sufficient condition for the existence of an α -thin basis, namely, d linearly independent set of vectors $T \subseteq E$ such that

$$\left\| \sum_{e \in T} x_e x_e^\top \right\| \leq \alpha?$$

It follows from the work of Marcus, Spielman, and Srivastava [\[MSS13\]](#) that a sufficient condition for the existence of an α -thin basis is that the vectors are in isotropic position,

$$\sum_{e \in E} x_e x_e^\top = I,$$

and for all $e \in E$, $\|x_e\|^2 \leq c \cdot \alpha$ for some universal constant $c < 1$.

The thin basis problem is closely related to the existential problem of spectrally thin trees. Say we want to see if a given graph $G = (V, E)$ has a spectrally thin tree. We can define a vector $y_e = L_G^{\dagger/2} \mathcal{X}_e$ for each edge $e \in E$. It turns out that these vectors are in isotropic position; in addition, if all edges of G have effective resistance at most ϵ , then $\|y_e\|^2 = \mathcal{X}_e^\top L_G^\dagger \mathcal{X}_e \leq \epsilon$. So, these vectors contain an $O(\epsilon)$ -thin basis. It is easy to see that such a basis corresponds to an $O(\epsilon)$ -spectrally thin tree of G (see [\[AO14\]](#) for details).

As alluded to in the introduction, if G is a k -edge-connected graph, it may have many edges of large effective resistance, so $\|y_e\|^2$ in the above argument may be very close to 1. We use the shortcut matrix D that is promised in [Theorem 1.6](#) to reduce the squared norm of the vectors. We assign a vector $y_e = (L_G + D)^{-1/2} \mathcal{X}_e$ to any good edge $e \in F$. It follows that

$$\|y_e\|^2 \leq \mathcal{X}_e^\top D^{-1} \mathcal{X}_e \leq \tilde{O}(1/k).$$

But, since the good edges are only a subset of the edges of G , the set of vectors $\{y_e\}_{e \in F}$ are not necessarily in an isotropic position; they are rather in a sub-isotropic position,

$$\sum_{e \in F} y_e y_e^\top \preceq I.$$

In [\[AO14\]](#) we prove a weaker sufficient condition for the existence of a thin basis. If the vectors $\{x_e\}_{e \in E}$ are in a sub-isotropic position, each of them has a squared norm at most ϵ , and they contain k disjoint bases, then there exists an $O(\epsilon + 1/k)$ -thin basis $T \subset E$

$$\left\| \sum_{e \in E} x_e x_e^\top \right\| \leq O(\epsilon + 1/k).$$

Since, the set F of good edges promised in [Theorem 1.6](#) is $\Omega(k)$ -edge-connected, it contains $\Omega(k)$ edge-disjoint spanning trees, so the set of vectors $\{y_e\}_{e \in F}$ defined above contains $\Omega(k)$ disjoint bases. So, $\{y_e\}_{e \in F}$ contains a $\tilde{O}(1/k)$ -thin basis T ; this corresponds to a $\tilde{O}(1/k)$ -spectrally thin tree of $L_G + D$ and a $\tilde{O}(1/k)$ -thin tree of G .

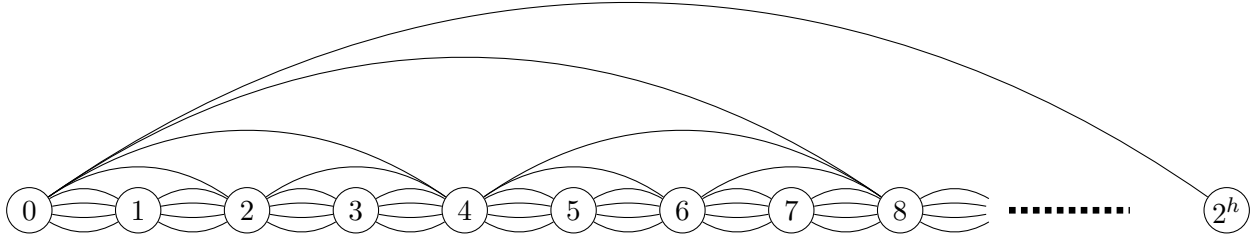


Figure 4: A tight example for [Theorem 5.3](#). The graph has $2^h + 1$ vertices labeled with $\{0, 1, \dots, 2^h\}$. There are k parallel edges connecting each pair of consecutive vertices. In addition, for any $1 \leq i \leq h$ and any $0 \leq j < 2^{h-i}$ there is an edge $\{j \cdot 2^i, (j + 1) \cdot 2^i\}$.

Effective Resistance Reducing Convex Programs. As illustrated in the previous section, at the heart of our proof we find a PD shortcut matrix D to reduce the effective resistance of a subset of edges of G .

It turns out that the problem of finding the best shortcut matrix D that reduces the maximum effective resistance of the edges of G is convex. This is because for any fixed vector x and $D \succ 0$, $x^\top D^{-1} x$ is a convex function of D . See [Lemma 2.3](#) for the proof. The problem of minimizing the sum of effective resistances of all pairs of vertices in a given graph was previously studied in [\[GBS08\]](#).

The following (exponentially sized) convex program finds the best shortcut matrix D that minimizes the maximum effective resistance of the edges of G while preserving the cut structure of G .

$$\begin{aligned}
 & \text{Max-CP:} \\
 & \min \quad \mathcal{E}, \\
 & \text{s.t.} \quad \mathcal{R}_{\text{eff}_D}(e) \leq \mathcal{E} \quad \forall e \in E, \\
 & \quad \quad D \preceq_{\square} L_G, \\
 & \quad \quad D \succ 0.
 \end{aligned}$$

Note that if we replace the constraint $D \preceq_{\square} L_G$ with $D \preceq L_G$, i.e., if we require D to be upper-bounded by L_G in the PSD sense, then the optimum D for any graph G is exactly L_G and the optimum value is the maximum effective resistance of the edges of G .

Unfortunately, the optimum of the above program can be very close to 1 even if the input graph G is $\log(n)$ -edge-connected. A bad graph is shown in [Figure 4](#). In [Theorem 5.3](#) we show that the optimum of the above convex program for the family of graphs in [Figure 4](#) is close to 1 by constructing a feasible solution of the dual.

To prove our main theorem, we study a variant of the above convex program that reduces the effective resistance of only a subset of edges of G to $\tilde{O}(1/k)$. We will use combinatorial objects called locally connected hierarchies as discussed in the next paragraph to feed a carefully chosen set of edges into the convex program. To show that the optimum value of the program is $\tilde{O}(1/k)$, we analyze its dual. The dual problem corresponds to proving an upper bound on the ratio involving distances of pairs of vertices of G with respect to an L_1 embedding of the vertices in a high-dimensional space. We refrain from going into the details at this point. We will provide a more

detailed overview in [Section 5](#).

Locally Connected Hierarchies. The main difficulty in proving [Theorem 1.6](#) is that the good edges, F , are unknown a priori. If we knew F then we could use Max-CP to minimize the maximum effective resistance of edges of F as opposed to E . In addition, the k -th smallest effective resistance of the edges of a cut of G is not a convex function of D . So, we cannot write a single program that gives us the best matrix D for which there are at least $\Omega(k)$ edges of small effective resistance in every cut of G .

So, we take a detour. We use combinatorial structures that we call locally connected hierarchies that allow us to find an $\Omega(k)$ -edge-connected set of good edges that may be very sparse with respect to G in some of the cuts. Let us give an informal definition of locally connected hierarchies. Consider a *laminar* structure on the vertices of G , say $S_1, S_2, \dots \subseteq V$, where by a laminar structure we mean that there is no $i \neq j$ such that $S_i \cap S_j, S_i - S_j, S_j - S_i \neq \emptyset$. Modulo some technical conditions, if for all i , the induced subgraph on S_i , $G[S_i]$, is k -edge-connected, then we call S_1, S_2, \dots a locally connected hierarchy.

Let S_{i^*} be the smallest set that is a superset of S_i in the family, and let $\mathcal{O}(S_i) = E(S_i, S_{i^*} - S_i)$ be the set of edges leaving S_i in the induced graph $G[S_{i^*}]$. In our main technical theorem we show that for any locally connected hierarchy we can find a shortcut matrix D that reduces the maximum of the average effective resistance of all $\mathcal{O}(S_i)$'s. In other words, the shortcut matrix D reduces the effective resistance of at least half of the edges of each $\mathcal{O}(S_i)$. Unfortunately, these small effective resistance edges may have $\Omega(n)$ connected components.

To prove [Theorem 1.6](#) we choose $\text{polyloglog}(n)$ many locally connected hierarchies adaptively, such that the following holds: Let the laminar family S_1^j, S_2^j, \dots be the j -th locally connected hierarchy, and D_j be a shortcut matrix that reduces the maximum average effective resistance of $\mathcal{O}(S_i^j)$'s. We let F_j be the set of small effective resistance edges in $\cup_i \mathcal{O}(S_i^j)$. We choose our locally connected hierarchies such that $F = \cup_j F_j$ is $\Omega(k)$ -edge-connected in G . To ensure this we use several tools in graph partitioning.

1.4 Organization

The rest of the paper is organized as follows: We start with an overview of linear algebraic tools and graph theoretic tools that we use in the paper. In [Section 3](#) we give a high-level overview of our approach; we formally define locally connected hierarchies and we describe the main technical theorem [3.5](#). Then in [Section 4](#) we prove the main theorem [1.6](#) assuming the main technical theorem [3.5](#). The rest of the paper is dedicated to the proof of [Theorem 3.5](#). In [Section 5](#) we characterize the dual of Tree-CP and we prove [Theorem 5.3](#), then in the last two sections we upper-bound the value of the dual.

2 Preliminaries

For an integer $k \geq 1$, we use $[k]$ to denote the set $\{1, \dots, k\}$. Unless otherwise specified, we assume that $G = (V, E)$ is an *unweighted* k -edge-connected graph with n vertices. For a set $S \subseteq V$, we use $G[S]$ to denote the induced subgraph of G on S . All graphs that we work with are unweighted with no loops but they may have an arbitrary number of parallel edges between every pair of vertices.

For a matrix $A \in \mathbb{R}^{m \times n}$ we write A_i to denote the i -th column of A , A^i to denote the i -th row of A and $A_{i,j}$ to denote the i, j -th entry of A .

Throughout the paper we assume that there is a fixed ordering on the edges of G . For an edge $e = \{u, v\}$ we use $\mathcal{X}_e = \mathbf{1}_u - \mathbf{1}_v$. We also write,

$$L_{u,v} = \mathcal{X}_{u,v} \mathcal{X}_{u,v}^\top.$$

We use $\mathcal{X} \in \mathbb{R}^{V \times E}$ to denote the matrix where the e -th column is \mathcal{X}_e .

For disjoint sets $S, T \subseteq V$ we write

$$E(S, T) := \{\{u, v\} : u \in S, v \in T\}.$$

We say two sets $S, T \subseteq V$ cross if $S \cap T, S - T, T - S \neq \emptyset$. For a set S of elements we write $\mathbb{E}_{e \sim S} [\cdot]$ to denote the expectation under the uniform distribution over the elements of S . We think of a permutation of a set S as a bijection mapping the elements of S to $1, 2, \dots, |S|$. For a vector $x \in \mathbb{R}^d$, we write

$$\begin{aligned} \|x\| &= \sqrt{\sum_{i=1}^d x_i^2}, \\ \|x\|_1 &= \sum_{i=1}^d |x_i|. \end{aligned}$$

We will use the following inequality in many places. For any sequence of nonnegative numbers a_1, \dots, a_m and b_1, \dots, b_m

$$\min_{1 \leq i \leq m} \frac{a_i}{b_i} \leq \frac{a_1 + a_2 + \dots + a_m}{b_1 + b_2 + \dots + b_m} \leq \max_{1 \leq i \leq m} \frac{a_i}{b_i}. \quad (3)$$

2.1 Balls and High-Dimensional Geometry

For $x \in \mathbb{R}^d$ and $r \in \mathbb{R}$, an L_1 ball is the set of points at L_1 distance less than r of x ,

$$B(x, r) := \{y \in \mathbb{R}^d : 0 < \|x - y\|_1 < r\}.$$

Unless otherwise specified, any ball that we consider in this paper is an L_1 ball. We may also work with L_2 or L_2^2 balls and by that we are referring to a set of points whose L_2 or L_2^2 distance from a center is bounded by r .

An L_1 *hollowed* ball is a ball with part of it removed; for $0 \leq r_1 < r_2$, we define the hollowed ball $B(x, r_1 || r_2)$ as follows:

$$B(x, r_1 || r_2) := \{y \in \mathbb{R}^d : r_1 < \|x - y\|_1 < r_2\}.$$

Observe that $B(x, r) = B_1(x, 0 || r)$. The *width* of $B(x, r_1 || r_2)$ is $r_2 - r_1$.

We say a point $y \in \mathbb{R}^d$ is inside a hollowed ball $B = B(x, r_1 || r_2)$ if

$$r_1 < \|x - y\|_1 < r_2,$$

and we say it is outside of B otherwise. We also say a (hollowed) ball B_1 is inside a (hollowed) ball B_2 if every point $x \in B_1$ is also in B_2 .

For a (finite) set of points $S \subseteq \mathbb{R}^d$, the L_1 diameters of S , $\text{diam}(S)$ is defined as the maximum L_1 distance between points in S ,

$$\text{diam}(S) = \max_{x,y \in S} \|x - y\|_1.$$

For a set S of elements we say $X : S \rightarrow \mathbb{R}^h$ is an L_2^2 metric if for any three elements $u, v, w \in S$,

$$\|X_u - X_w\|^2 \leq \|X_u - X_v\|^2 + \|X_v - X_w\|^2.$$

A cut metric of S is a mapping $X : S \rightarrow \{0, 1\}^h$ equipped with the L_1 metric. Note that any cut metric of S is also a L_2^2 metric because for any two elements $u, v \in S$,

$$\|X_u - X_v\|_1 = \|X_u - X_v\|^2.$$

Similarly, we define a weighted cut metric, $X : S \rightarrow \{0, 1\}^h$ together with nonnegative weights w_1, \dots, w_h , to be the be the points $\{X_v\}_{v \in S}$ where equipped with the weighted L_1 norm:

$$\|x\|_1 = \sum_{i=1}^h w_i \cdot |x_i|, \text{ for all } x \in \mathbb{R}^h.$$

If all the weights are 1 we simply get an (unweighted) cut metric. It is easy to see that any weighted cut metric can be embedded, with arbitrarily small loss, (up to scaling) in an unweighted cut metric of a (possibly) higher dimension.

We can look at an embedding X as a matrix where there is a column X_u for any vertex u . We also write

$$\mathbf{X} = X\mathcal{X}.$$

Therefore, for any edge $e = \{u, v\} \in E$ (oriented from u to v),

$$\mathbf{X}_e = X\mathcal{X}_e = X_u - X_v.$$

2.2 Facts from Linear Algebra

We use I to denote the identity matrix and J to denote the all 1's matrix. A matrix $U \in \mathbb{R}^{n \times n}$ is called orthogonal/unitary if $UU^\top = U^\top U = I$. An orthogonal matrix is a nonsingular square matrix whose singular values are all 1. It follows by definition that orthogonal operators preserve L_2 norms of vectors, i.e., for any vector $x \in \mathbb{R}^n$,

$$\|Ux\| = \sqrt{(Ux)^\top Ux} = \sqrt{x^\top U^\top Ux} = \sqrt{x^\top x} = \|x\|.$$

A (not necessarily square) matrix U is called semiorthogonal if $UU^\top = I$, i.e. the rows are orthonormal, and the number of rows is less than the number of columns. For any semiorthogonal $U \in \mathbb{R}^{m \times n}$, we can extend U to an actual orthogonal matrix by adding $n - m$ rows.

For two matrices A, B of the same dimension we define the matrix inner product $A \bullet B := \text{Tr}(AB^\top)$.

For any matrix $A \in \mathbb{R}^{m \times n}$ and $B \in \mathbb{R}^{n \times m}$,

$$\text{Tr}(AB) = \text{Tr}(BA).$$

For any two matrices $A \in \mathbb{R}^{m \times n}, B \in \mathbb{R}^{n \times m}$, then the nonzero eigenvalues of AB and BA are the same with the same multiplicities.

Lemma 2.1. *If A, B are positive semidefinite matrices of the same dimension, then*

$$\text{Tr}(AB) \geq 0.$$

Proof.

$$\text{Tr}(AB) = \text{Tr}(AB^{1/2}B^{1/2}) = \text{Tr}(B^{1/2}AB^{1/2}) \geq 0.$$

□

Fact 2.2 (Schur's Complement [BV06, Section A.5]). *For any symmetric positive-definite matrix $A \in \mathbb{R}^{n \times n}$ a (column) vector $x \in \mathbb{R}^n$ and $c \geq 0$, we have $x^\top A^{-1}x \leq c$ if and only if*

$$\begin{bmatrix} c & x^\top \\ x & A \end{bmatrix} \succeq 0.$$

The following lemma proving the operator-convexity of the inverse of PD matrices is well-known.

Lemma 2.3. *For any two symmetric $n \times n$ matrices $A, B \succ 0$,*

$$\left(\frac{1}{2}A + \frac{1}{2}B\right)^{-1} \preceq \frac{1}{2}A^{-1} + \frac{1}{2}B^{-1}.$$

Proof. For any vector $x \in \mathbb{R}^n$,

$$\frac{1}{2} \begin{bmatrix} x^\top A^{-1}x & x^\top \\ x & A \end{bmatrix} + \frac{1}{2} \begin{bmatrix} x^\top B^{-1}x & x^\top \\ x & B \end{bmatrix} = \begin{bmatrix} \frac{1}{2}x^\top A^{-1}x + \frac{1}{2}x^\top B^{-1}x & x^\top \\ x & \frac{1}{2}A + \frac{1}{2}B \end{bmatrix}.$$

By Schur complement both of the matrices on the LHS of above equality are PSD. Therefore, by convexity of PSD matrices, the matrix in RHS is also PSD. By another application of Schur complement to the matrix in RHS we obtain the lemma. □

Definition 2.4 (Matrix Norms). *The trace norm (or nuclear norm) of a matrix $A \in \mathbb{R}^{m \times n}$ is defined as follows:*

$$\|A\|_* := \text{Tr}((A^\top A)^{1/2}) = \sum_{i=1}^{\min\{m,n\}} \sigma_i,$$

where σ_i 's are the singular values of A . The Frobenius norm of A is defined as follows:

$$\|A\|_F := \sqrt{\sum_{1 \leq i \leq m, 1 \leq j \leq n} A_{i,j}^2} = \sqrt{\sum_{i=1}^{\min\{m,n\}} \sigma_i^2}.$$

The following lemma is a well-known fact about the trace norm.

Lemma 2.5. *For any matrix $A \in \mathbb{R}^{n \times m}$ such that $n \geq m$,*

$$\|A\|_* = \max_{\text{Semiorthogonal } U} \text{Tr}(UA),$$

where the maximum is over all semiorthogonal matrices $U \in \mathbb{R}^{m \times n}$. In particular, $\text{Tr}(A) \leq \|A\|_*$.

Proof. Let the singular value decomposition of A be the following

$$A = \sum_{i=1}^m \sigma_i u_i v_i^\top,$$

where s_1, \dots, s_m are the singular values and $u_1, \dots, u_m \in \mathbb{R}^n$ are the left singular vectors and $v_1, \dots, v_m \in \mathbb{R}^m$ are the right singular vectors. Now let

$$U = \sum_{i=1}^m v_i u_i^\top.$$

It is easy to observe that $U \in \mathbb{R}^{m \times n}$ is semiorthogonal, i.e. $UU^\top = I$. Now observe that

$$UA = \sum_{i=1}^m \sigma_i v_i \langle u_i, u_i \rangle v_i^\top = \sum_{i=1}^m \sigma_i v_i v_i^\top.$$

It is easy to see that $\text{Tr}(UA) = \sum_{i=1}^m \sigma_i = \|A\|_*$.

It remains to prove the other side of the equation. By von Neumann's trace inequality [Mir75], for any semiorthogonal matrix $U \in \mathbb{R}^{m \times n}$ we can write

$$\text{Tr}(UA) \leq \sum_i 1 \cdot \sigma_i = \|A\|_*,$$

where $\sigma_1, \dots, \sigma_m$ are the singular values of A . □

Theorem 2.6 (Hoffman-Wielandt Inequality). *Let $A, B \in \mathbb{R}^{n \times n}$ have singular values $\sigma_1 \leq \sigma_2 \leq \dots \leq \sigma_n$ and $\sigma'_1 \leq \sigma'_2 \leq \dots \leq \sigma'_n$. Then,*

$$\sum_{i=1}^n (\sigma_i - \sigma'_i)^2 \leq \|A - B\|_F^2.$$

2.3 Background in Graph Theory

For a graph $G = (V, E)$, and a set $S \subseteq V$, we define

$$\phi_G(S) := \frac{\partial_G(S)}{d_G(S)},$$

where $\partial_G(S) := |E(S, V - S)|$ is the number of edges that leave S , and $d_G(S)$ is the sum of the degrees (in G) of vertices of S . Note that, by definition, $d_G(v) = \partial_G(\{v\})$ for any vertex. If the graph is clear in the context we drop the subscript G . The expansion of G is defined as follows:

$$\phi(G) := \min_{S \subset V} \frac{\partial_G(S)}{\min\{d_G(S), d_G(V - S)\}} = \min_{S \subset V} \max\{\phi_G(S), \phi_G(V - S)\},$$

We say a graph G is an ϵ -expander, if $\phi(G) \geq \epsilon$. Recall that in an expander graph, $\phi(G) = \Omega(1)$.

An (unweighted) graph $G = (V, E)$ is k -edge-connected if and only if for any pair of vertices $u, v \in V$, there are at least k edge-disjoint paths between u, v in G . Equivalently, G is k -edge-connected if for any set $\emptyset \subsetneq S \subsetneq V$, $\partial(S) \geq k$.

There is a well-known theorem by Nash-Williams that gives an almost (up to a factor of 2) necessary and sufficient condition for k -connectivity.

Theorem 2.7 ([NW61]). *For any k -edge-connected graph, $G = (V, E)$, there are at least $k/2$ disjoint spanning trees in G .*

Note that any union of $k/2$ edge-disjoint spanning trees is a $k/2$ -edge-connected graph. So, the above theorem does not give a necessary and sufficient condition for k -connectivity. A cycle gives a tight example for the loss of 2 in the above theorem.

Given a graph $G = (V, E)$, and a set $S \subseteq V$, we write G/S to denote the graph where the set S is *contracted*, i.e., we remove all vertices $v \in S$ and add a new vertex u instead, and for any vertex $w \notin S$, we let $|E(S, \{w\})|$ be the number of (parallel) edges between u and w . We also remove any self-loops that result from this operation. The following fact will be used throughout the paper.

Fact 2.8. *For any k -edge-connected graph $G = (V, E)$ and any set $S \subseteq V$, G/S is k -edge-connected.*

Throughout the paper we may use a natural decomposition of a graph G (that is not necessarily k -edge-connected) into k -edge-connected subgraphs as defined below.

Definition 2.9. *For a graph $G = (V, E)$ a natural decomposition into k -edge-connected subgraphs is defined as follows: Start with a partition $S_1 = V$. While there is a nonempty set S_i in the partition such that $G[S_i]$ is not k -edge-connected, find an induced cut $(S_{i,1}, S_{i,2})$ in $G[S_i]$ of size less than k , remove S_i and add $S_{i,1}, S_{i,2}$ as new sets in the partition.*

The following fact follows directly from the above definition.

Lemma 2.10. *For any natural decomposition of a graph $G = (V, E)$ into k -edge-connected subgraphs S_1, \dots, S_ℓ and any $I \subseteq [\ell]$,*

$$\sum_{i_1, i_2 \in I: i_1 < i_2} |E(S_{i_1}, S_{i_2})| \leq (k-1)(|I|-1).$$

Consequently,

$$\sum_{i=1}^{\ell} \partial(S_i) = 2 \sum_{i_1, i_2 \in [\ell]: i_1 < i_2} |E(S_{i_1}, S_{i_2})| \leq 2(k-1)(\ell-1).$$

Proof. Let $S = \cup_{i \in I} S_i$. A natural decomposition of the induced subgraph, $G[S]$ into k -edge-connected subgraphs gives exactly all set S_i where $i \in I$. This decomposition partitions $G[S]$ exactly $|I|-1$ times and each time adds at most $k-1$ new edges between the sets in the partition. \square

3 Overview of Our Approach

In this section we give a high-level overview of our approach. We will motivate and formally define locally connected hierarchies and we describe our main technical theorem. In this section we will not overview the proof of the main technical theorem 3.5, see Section 5 for the explanation.

As alluded to in the introduction, in Theorem 5.3 we will show that it is not possible to reduce the maximum effective resistance of the edges of every k -edge-connected graph using a shortcut matrix.

The first idea that comes to mind is to reduce the maximum average effective resistance amongst all cuts of G . We can use the following convex program to find the best such shortcut matrix.

Average-CP:

$$\begin{aligned}
& \min \quad \mathcal{E} \\
& \text{s.t.} \quad \mathbb{E}_{e \sim E(S, \overline{S})} \mathcal{R} \text{eff}_D(e) \leq \mathcal{E} \quad \forall \emptyset \subsetneq S \subsetneq V, \\
& \quad \quad D \preceq_{\square} L_G, \\
& \quad \quad D \succ 0.
\end{aligned}$$

Note that if the optimum is small, it means that there are at least $k/2$ good edges in every cut of G , so the set F of good edges is $\Omega(k)$ -edge-connected and we are done. Unfortunately, as we will show in [Theorem 5.3](#) the same example shows that the optimum of the above convex program is very close to 1 for an $\Omega(\log(n))$ -edge-connected graph. In fact, in the proof of [Theorem 5.3](#), we lower-bound the optimum of Average-CP.

The above impossibility result shows that it is not possible to reduce the average effective resistance of all cuts of G . Our approach is to recognize families of subsets of edges for which it is possible to reduce the maximum average effective resistance.

In the first step, we observe that for any partitioning of the vertices of a k -edge-connected graph G into S_1, S_2, \dots we can use a variant of the above convex program to reduce the maximum average effective resistance of the sets

$$E(S_1, \overline{S_1}), E(S_2, \overline{S_2}), \text{ and so on}$$

to $\tilde{O}(1/k)$. Next, we illustrate why this is useful using an example. Later, we will see that our main technical theorem implies a stronger version of this statement.

Example 3.1. *Assume that G is defined as follows: Start with a k -regular ϵ -expander on \sqrt{n} vertices and replace each vertex with a cycle of length \sqrt{n} repeated k times where the endpoints of the expander edges incident to each cycle are equidistantly distributed. This graph is k -edge-connected by definition and all expander edges have effective resistance close to 1.*

If we use the \sqrt{n} cycles as our partition, by the above observation, we can reduce the average effective resistance of edges coming out of each cycle to some $\alpha = \tilde{O}(1/k)$. Let F be the union of all of the cycle edges and the expander edges of effective resistance at most $2\alpha/\epsilon$. Now, we show that F is $\Omega(k)$ -edge-connected. For any cut that cuts at least one of the cycles, obviously there are at least k cycle edges in F . For the rest of the cuts, at least ϵ -fraction of the expander edges incident to the cycles on the small side of the cut cross the cut; among these edges at least half of them are in F , so F has at least $\Omega(k)$ edges in the cut.

We can use the above observation in any k -edge-connected graph repeatedly to gradually make F $\Omega(k)$ -edge-connected as follows: Start with partitioning into singletons; let D_1 be a shortcut matrix that reduces the average effective resistance of degree cuts to $\alpha = \tilde{O}(1/k)$, and let F_1 be the edges of effective resistance at most 2α . In the next step, let the partitioning S_1, S_2, \dots be a natural decomposition of (V, F_1) into $k/2$ -edge-connected components. Similarly, define D_2 and let F_2 be the edges connecting S_1, S_2, \dots of effective resistance at most 2α . This procedure ends in $\ell = O(\log n)$ iterations. It follows that $\cup_{i=1}^{\ell} F_i$ is $\Omega(k)$ -edge-connected and the average of shortcut matrices, $\mathbb{E}_i D_i$, is a shortcut matrix that reduces the effective resistance of all edges of F to $O(\ell \cdot \alpha)$. Therefore, if $\ell = \text{polylog}(n)$ we are done.

Unfortunately there are k -edge-connected graphs where the above procedure ends in $\Theta(\log n)$ steps because each time the size of the partition may reduce only by a factor of 2. Note that

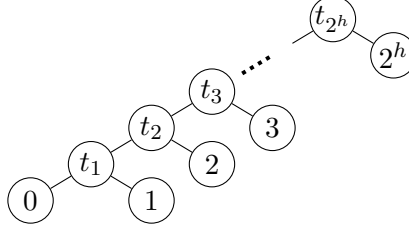


Figure 5: A $\mathcal{T}(k, 1/2, \{1, 2, \dots, 2^h\})$ -locally connected hierarchy of the graph of Figure 4.

this procedure defines a laminar family over the vertices. Let S_1, S_2, \dots be all of the sets in all partitions; observe that they form a laminar family; let S_i^* be the smallest set that is a superset of S_i . Also, let $\mathcal{O}(S_i) = E(S_i, S_i^* - S_i)$.

Suppose we write a convex program to *simultaneously* reduce the maximum average effective resistance of all $\mathcal{O}(S_i)$'s; then we may obtain a k -edge-connected set F of good edges in a single shot. As we will see next, modulo some technical conditions, this is what we prove in our main technical theorem. Such a statement is not enough to get a k -edge-connected set of good edges, but it is enough to get F in polyloglog(n) steps.

3.1 Locally Connected Hierarchies

For a graph $G = (V, E)$, a hierarchy, \mathcal{T} , is a tree where every non-leaf node has at least two children and each leaf corresponds to a unique vertex of G . We use the terminology *node* to refer to vertices of \mathcal{T} . For each node $t \in \mathcal{T}$ let $V(t) \subseteq V$ be the set of vertices of G that are mapped to the leaves of the subtree of t , $E(t)$ be the set of edges between the vertices of $V(t)$, and

$$G(t) = G[V(t), E(t)],$$

be the induced subgraph of G on $V(t)$. Let $\mathcal{P}(t) := E(V(t), \overline{V(t)})$ be the set of edges that leave $V(t)$ in G . Throughout the paper we use t^* to denote the parent of a node t . We define $\mathcal{O}(t) := E(V(t), V(t^*) - V(t))$ as the set of edges that leave $V(t)$ in $G(t^*)$. We abuse notation and use \mathcal{T} to also denote the set of nodes of \mathcal{T} .

Let us give a clarifying example. Say G is the “bad” graph of Figure 4. In Figure 5 we give a locally connected hierarchy of G . For each node t_i , $V(t_i) = \{0, 1, \dots, i\}$. For each $1 \leq i \leq 2^h$, the set $\mathcal{O}(i)$ is the set of edges from vertex i to all vertices j with $j < i$. In addition, since t_i has exactly two children, $\mathcal{O}(i) = \mathcal{O}(t_{i-1})$. Finally, $\mathcal{P}(i)$ is all edges incident to vertex i and $\mathcal{P}(t_i)$ is the set of edges $E(\{0, 1, \dots, i\}, \{i+1, \dots, 2^h\})$.

For an integer $k > 1$, $0 < \lambda < 1$, and $T \subseteq \mathcal{T}$, we say \mathcal{T} is a (k, λ, T) -locally connected hierarchy of G , or (k, λ, T) -LCH if

1. For each node $t \in \mathcal{T}$, the induced graph $G(t)$ is k -edge-connected.
2. For any node $t \in \mathcal{T}$ that is not the root, $|\mathcal{O}(t)| \geq k$. This property follows from 1 because $\mathcal{O}(t) = E(V(t), V(t^*) - V(t))$ is a cut of $G(t^*)$.
3. For any node $t \in T$, $|\mathcal{O}(t)| \geq \lambda \cdot |\mathcal{P}(t)|$. Note that unlike the other two properties, this one only holds for a subset T of the nodes of \mathcal{T} .

We say \mathcal{T} is a $(k, \lambda, \mathcal{T})$ -LCH if T is the set of all nodes of \mathcal{T} . For example, the hierarchy of [Figure 5](#) is a $(k, 1/2, \{1, 2, \dots, 2^h\})$ -LCH of the graph illustrated in [Figure 4](#). Condition 1 holds because there are k parallel edges between any pair of vertices $i-1, i$, so $G(V(t_i))$ is k -edge-connected. Condition 2 holds because,

$$|\mathcal{O}(i)| = |\mathcal{O}(t_{i-1})| = |E(\{0, \dots, i-1\}, \{i\})| \geq k.$$

Lastly, it is easy to see that condition 3 holds for any leaf node $i \in T$, $|\mathcal{O}(i)| \geq d(i)/2 = |\mathcal{P}(i)|/2$.

We will use the following terminology mostly in [Section 7](#). For two nodes t, t' of an locally connected hierarchy, \mathcal{T} , we say t is an *ancestor* of t' , if $t \neq t'$ and t' is a node of a subtree of t . We say t is a *weak ancestor* of t' if either $t = t'$ or t is an ancestor of t' . We say t is a *descendant* of t' if t' is an ancestor of t . We say $t, t' \in \mathcal{T}$ are *ancestor-descendant* if either t is a weak ancestor of t' or t' is a weak ancestor of t .

Locally Connected Hierarchies and Good Edges. Let \mathcal{T} be a hierarchy of G . Let $t \in \mathcal{T}$ have children t_1, \dots, t_j . Define

$$G\{t\} := G(t)/V(t_1)/V(t_2)/\dots/V(t_j)$$

to be the graph obtained from $G(t)$ by contracting each $V(t_i)$ into a single vertex. We may call $G\{t\}$ an internal subgraph of G . Let $V\{t\}$ be the vertex set of $G\{t\}$; we can also identify this set with the children of t in \mathcal{T} . Also, let $E\{t\}$ be the edge set of $V\{t\}$.

The following property of locally connected hierarchies is crucial in our proof. Roughly speaking, if a subset F of edges of G is k -edge-connected in each internal subgraph, then it is globally k -edge-connected.

Lemma 3.2. *Let \mathcal{T} be a hierarchy of a graph $G = (V, E)$ and $F \subseteq E$. If for any internal node t , the subgraph $(V\{t\}, F \cap E\{t\})$ is k -edge-connected, then (V, F) is k -edge-connected.*

Proof. Consider any cut (S, \bar{S}) of G . Observe that there exists an internal node $t \in \mathcal{T}$ such that S crosses $V(t)$. Let t_0 be the deepest such node in \mathcal{T} (root has depth 0). But then,

$$F(S, \bar{S}) \supseteq F(S \cap V(t_0), \bar{S} \cap V(t_0)),$$

and the size of the set on the RHS is at least k by the assumption of the lemma. \square

To prove [Theorem 1.6](#) we will find a good set of edges which satisfy the assumption of the above lemma. Note that the assumption of the above lemma does not imply that F is dense in G . This is crucial because [Theorem 5.3](#) shows that there is no shortcut matrix D which has a dense set of good edges.

Construction of an LCH for Planar Graphs. In this section we give a universal construction of locally connected hierarchies for k -edge-connected planar graphs.

Lemma 3.3. *Any k -edge-connected planar graph $G = (V, E)$ has a $(k/5, 1/5, T)$ -LCH \mathcal{T} where \mathcal{T} is a binary tree, and T contains at least one child of each nonleaf node of \mathcal{T} .*

We will use the following fact about planar graphs, whose proof easily follows from the fact that *simple* planar graphs have at least one vertex with degree at most 5.

Algorithm 1 Construction of a locally connected hierarchy for planar graphs.

Input: A k -edge-connected planar graph G .

Output: A $(k/5, \cdot, \cdot)$ -LCH of G .

- 1: For each vertex $v \in V$, add a unique leaf node to \mathcal{T} and map v to it. Let W be the set of these leaf nodes. \triangleright We keep the invariant that W is the nodes of \mathcal{T} that do not have a parent yet, but their subtree is fixed, i.e., $V(t)$ is well-defined for any $t \in W$.
- 2: **while** $|W| > 1$ **do**
- 3: Add a new node t^* to W .
- 4: Let G_{t^*} be the graph where for each node $t \in W$, $V(t)$ is contracted to a single vertex; identify each $t \in W$ with the corresponding contracted vertex. \triangleright Note that G_{t^*} is also a planar graph, because for any $t \in W$, the induced graph $G[V(t)]$ is connected.
- 5: Let t_1 be a vertex with at most 5 neighbors in G_{t^*} . $\triangleright t_1$ exists by **Fact 3.4**.
- 6: Let t_2 be a neighbor of t_1 such that $\{t_1, t_2\}$ has the largest number of parallel edges among all neighbors of t_1 . \triangleright Note that t_1, t_2 are not necessarily vertices of G , so parallel edges between them do not correspond to parallel edges of G .
- 7: Make t^* the parent of t_1, t_2 ; remove t_1, t_2 from W , and add t_1 to T . \triangleright So, $V(t^*) = V(t_1) \cup V(t_2)$.
- 8: **end while**

return \mathcal{T} .

Fact 3.4. *In any k -edge-connected planar graph $G = (V, E)$, there is a pair of vertices $u, v \in V$ with at least $k/5$ parallel edges between them.*

The details of the construction are given in **Algorithm 1**. Observe that the algorithm terminates after exactly $n - 1$ iterations of the loop, because any non-leaf node of \mathcal{T} has exactly two children, so $|W|$ decreases by 1 in each iteration. We show that \mathcal{T} is $\mathcal{T}(k/5, 1/5, T)$ -LCH. First of all, for any non-leaf node t of \mathcal{T} , $G(t)$ is $k/5$ -edge-connected. We prove this by induction. Say, t_1, t_2 are the two children of t^* , and by induction, $G(t_1)$ and $G(t_2)$ are $k/5$ -edge-connected. By the selection of t_2 , there are at least $k/5$ parallel edges between t_1, t_2 , so $G(t^*)$ is $k/5$ -edge-connected. Secondly, we need to show that $\mathcal{O}(t_1) \geq \mathcal{P}(t_1)/5$. This is because by the selection of t_2 , $1/5$ of the edges incident to t_1 in G_{t^*} are $\{t_1, t_2\}$. This completes the proof of **Lemma 3.3**.

3.2 Main Technical Theorem

Given a (k, λ, T) -LCH \mathcal{T} of G , in our main technical theorem we minimize the maximum average effective resistance of $\mathcal{O}(t)$'s among all nodes $t \in T$.

The following convex program finds a shortcut matrix $0 \prec D \preceq L_G$ that minimizes the maximum of the average effective resistance of edges in $\mathcal{O}(t)$ for all $t \in T$.

$$\begin{aligned}
 & \mathbf{Tree-CP}(\mathcal{T} \in (k, \lambda, T)\text{-LCH}): \\
 & \min \quad \mathcal{E} \\
 & \text{s.t.} \quad \mathbb{E}_{e \sim \mathcal{O}(t)} \mathcal{R}_{\text{eff}_D}(e) \leq \mathcal{E} \quad \forall t \in T, \\
 & \quad \quad D \preceq_{\square} L_G, \\
 & \quad \quad D \succ 0.
 \end{aligned}$$

Theorem 3.5 (Main Technical). *For any k -edge-connected graph G , and any $\mathcal{T}(k, \lambda, T)$ -LCH, \mathcal{T} , of G , there is a PD shortcut matrix D such that for any $t \in T$,*

$$\mathbb{E}_{e \sim \mathcal{O}(t)} \mathcal{R}\text{eff}_D(e) \leq \frac{f_1(k, \lambda)}{k},$$

where $f_1(k, \lambda)$ is a poly-logarithmic function of $k, 1/\lambda$.

Note that the statement of the above theorem does not have any dependency on the size of G .

If we apply the above theorem to the $(k/5, 1/5, T)$ -LCH \mathcal{T} of a k -edge-connected planar graph as constructed in [Algorithm 1](#), we obtain a shortcut matrix D for which the small effective resistance edges are $\Omega(k)$ -edge-connected. Let us elaborate on this. Let $F = \{e : \mathcal{R}\text{eff}_D(e) \leq \frac{2f_1(k/5, 1/5)}{k/5}\}$. First, note that by [Lemma 3.3](#), \mathcal{T} is a binary tree and at least one child of each internal node of \mathcal{T} is in T . Say t is an internal node with children t_1, t_2 and $t_1 \in T$. Then, by Markov's inequality

$$|F \cap \mathcal{O}(t_1)| \geq |\mathcal{O}(t_1)|/2 \geq \frac{k/5}{2}.$$

Since t has only two children, this implies $G(V\{t\}, F \cap E\{t\})$ is $k/10$ -edge-connected. Now, by [Lemma 3.2](#), (V, F) is $k/10$ -edge-connected.

It is natural to expect that for every k -edge-connected graph G , one can find a locally connected hierarchy \mathcal{T} such that one application of the above theorem produces a set F of good edges such that for any $t \in \mathcal{T}$, $G(V\{t\}, F \cap E\{t\})$ is $\Omega(k)$ -edge-connected. By [Lemma 3.2](#) this would imply (V, F) is $\Omega(k)$ -edge-connected. However, the following example shows that this may not be the case.

Example 3.6. *Let $G = (V, E)$ be the k -dimensional hypercube ($n = 2^k$). Note that G is k -edge-connected. Let \mathcal{T} be a $(\Omega(k), \dots)$ -LCH for G . Consider an internal node $t_0 \in \mathcal{T}$, all of whose children are leaves. By definition $G(t_0)$ is $\Omega(k)$ -edge-connected. Consider a dimension cut of the hypercube that cuts $G(t_0)$ into $(S, V(t_0) - S)$. Imagine a solution D of Tree-CP(\mathcal{T}) which reduces the effective resistance of all edges except those in the cut $(S, V(t_0) - S)$. In such a solution, $\mathbb{E}_{e \sim \mathcal{O}(t)} \mathcal{R}\text{eff}_D(e)$ is small for all t . This is because each vertex $v \in G(t)$ has at most one of its $\Omega(k)$ neighboring edges in the cut $(S, V(t_0) - S)$. But note that the small effective resistance edges are disconnected in $G\{t_0\} = G(t_0)$.*

Consider a $(\Omega(k), \dots)$ -LCH \mathcal{T} of G and let t be an internal node. [Theorem 3.5](#) promises that the average effective resistance of all degree cuts of the internal graph $G\{t\}$ are small. If $G\{t\}$ is an *expander* this implies that the good edges are $\Omega(k)$ -edge-connected in $G\{t\}$. Therefore, if we can find a locally connected hierarchy whose internal subgraphs are expanding we can find an $\Omega(k)$ -edge-connected set of good edges by a single application of [Theorem 3.5](#). This is exactly what we proved in the case of planar graphs. The above hypercube example shows that such a locally connected hierarchy does not necessarily exist in all k -edge-connected graphs.

3.3 Expanding Locally Connected Hierarchies

In this section we define expanding locally connected hierarchies and we describe our plan to prove [Theorem 1.6](#) using the main technical theorem.

Definition 3.7 (Expanding Locally Connected Hierarchies). *For a node t with children t_1, \dots, t_j in a locally connected hierarchy \mathcal{T} of a graph $G = (V, E)$, an internal node t (or the internal subgraph $G\{t\}$) is called (α, β) -expanding, if $G\{t\}$ is an α -expander and is β -edge-connected. A subset of the nodes T is called (α, β) -expanding iff each one of them is (α, β) -expanding and similarly the locally connected hierarchy, \mathcal{T} , is (α, β) -expanding iff all of its nodes are (α, β) -expanding.*

Recall that locally connected hierarchies already guarantee k -edge-connectivity of the internal subgraphs for some k . So, we always have $\beta \geq k$. If $\beta = k$, we omit it from the notation and write (α, \cdot) -expanding; otherwise, the (α, β) -expanding property guarantees slightly stronger connectivity for a subset of the internal subgraphs.

For example, observe that the locally connected hierarchies that we constructed in [Algorithm 1](#) for k -edge-connected planar graphs are $(1, k/5)$ -expanding. In [Theorem 4.1](#) we construct an $(\Omega(1/k), \Omega(k))$ -expanding $(\Omega(k), \Omega(1), \mathcal{T})$ -LCH for any k -edge-connected graph where $k \geq 7 \log n$. But [Example 3.6](#) shows that this is essentially the best possible, as the k -dimensional hypercube does not have any $(\omega(1/k), \Omega(k))$ -expanding locally connected hierarchy.

It follows that if G has an $(\alpha, \Omega(k))$ -expanding locally connected hierarchy then there is a shortcut matrix D and an $\Omega(k)$ -edge-connected set F of edges such that

$$\max_{e \in F} \mathcal{R}e\text{ff}_D(e) \leq O(\text{Tree-CP}(\mathcal{T})/\alpha).$$

Recall the argument in [Example 3.1](#) for details. Since the best α we can hope for is $O(1/\log n)$ this argument by itself does not work.

Our approach is to apply [Theorem 3.5](#) to an adaptively chosen sequence of locally connected hierarchies. Each time we recognize the internal subgraphs of the locally connected hierarchy in which the set of good edges found so far are not $\Omega(k)$ -edge-connected. Then, we apply [Theorem 3.5](#) to the nodes in these internal subgraphs. We “refine” these internal subgraphs by a natural decomposition of the newly found good edges to get the next locally connected hierarchy. At the heart of the argument we show that this refinement procedure improves the expansion of the aforementioned internal subgraphs by a constant factor. Therefore, this procedure stops after $O(\log(1/\alpha)) = \text{polyloglog}(n)$ steps in the worst case.

We conclude this section by describing an instantiation of the above procedure in the special case of a k -dimensional hypercube for demonstration purposes. Let G be a k -dimensional hypercube. We let \mathcal{T}_1 be a star, i.e., it has only one internal node and the vertices of G are the leaves. This means that in $\text{Tree-CP}(\mathcal{T}_1)$ we minimize the maximum average effective resistance of degree cuts of G . Let F_1 be the edges of effective resistance at most twice the optimum of $\text{Tree-CP}(\mathcal{T}_1)$. It follows that half the edges incident to each vertex are in F_1 . Now, we find a natural decomposition of the good edges F_1 . In the “worst case”, edges of F_1 form $k/2$ dimensional sub-hypercubes and all edges connecting these sub-hypercubes are not in F_1 . Note that if we contract these sub-hypercubes, we get a $k/2$ -dimensional hypercube which is a $2/k$ -expander, twice more expanding than G . Of course, we cannot contract, because we need good edges having small effective resistance with respect to the original vertex set, but the expansion is our measure of progress.

In the next iteration, we construct a (\cdot, \cdot, T_2) -LCH \mathcal{T}_2 where the vertices of each $k/2$ -dimensional sub-hypercube are connected to a unique internal node, and the root is connecting all internal nodes, i.e., \mathcal{T}_2 has height 2. We let T_2 be the set of all internal nodes (except the root). Note that if we delete the leaves, then \mathcal{T}_2 would be the same as \mathcal{T}_1 for a $k/2$ -dimensional sub-hypercube. Similarly, we solve $\text{Tree-CP}(\mathcal{T}_2)$, and in the worst case the new good edges form $k/4$ dimensional

sub-hypercubes. Continuing this procedure after $\log(k) = \log \log n$ iterations the good edges span an $\Omega(k)$ -edge-connected subset of G .

In the next section, we will use expanding locally connected hierarchies to prove the main theorem 1.6 using the main technical theorem 3.5. In the remaining sections we will prove the main technical theorem 3.5.

4 Proof of the Main Theorem

In this section we prove our main theorem 1.6 assuming the main technical theorem 3.5. Lastly, we will prove the algorithmic theorem 1.9. First, in Subsection 4.1 we show that for $k \geq 7 \log n$, any k -edge-connected graph has a $(1/k, \cdot)$ -expanding $(k/20, 1/4, \mathcal{T})$ -LCH. Then, in Subsection 4.2, we show that if a given graph $G = (V, E)$ has an (α, \cdot) -expanding (k, \cdot, \cdot) -LCH, then there exists a PD shortcut matrix D , and an $\Omega(k)$ -edge-connected subset F of good edges, such that for any $e \in F$,

$$\mathcal{R}_{\text{eff}_D}(e) \leq \frac{\text{polylog}(k, 1/\alpha)}{k}.$$

4.1 Construction of Locally Connected Hierarchies

In this section, we prove the following theorem. We remark that this is the only place in the entire paper where we depend on k being $\Omega(\log(n))$.

Theorem 4.1. *Given a k -edge-connected graph G , with $k \geq 7 \log(n)$, one can construct a $(\frac{1}{k}, \cdot)$ -expanding $(\frac{k}{20}, \frac{1}{4}, \mathcal{T})$ -LCH \mathcal{T} .*

The proof of the theorem will be an adaptation of the proof for the special case of k -edge-connected planar graphs that we saw in Lemma 3.3. Given a graph G , we iteratively find $\Omega(k)$ -edge-connected $\Omega(1/k)$ induced expanders, i.e., a set $S \subseteq V$ where $G[S]$ is $\Omega(k)$ -edge-connected and $\phi(G[S]) \geq \Omega(1/k)$. We also need to make sure that $G[S]$ satisfies the following definition to ensure that we get a (\cdot, λ, \cdot) -LCH.

Definition 4.2. *An induced subgraph H of an unweighted graph $G = (V, E)$ is λ -dense if for any $v \in V(H)$,*

$$d_H(v) \geq \lambda \cdot d_G(v),$$

where we use $V(H)$ to denote the vertex set of H .

The following proposition is the main technical statement that we need for the proof.

Proposition 4.3. *Any $k \geq 7 \log n$ -edge-connected graph $G = (V, E)$ (with n vertices) has an induced $k/20$ -edge-connected, $1/4$ -dense subgraph $G[S]$ that is an $1/k$ -expander.*

Note that for every edge $\{u, v\} \in E$, the induced graph $G[\{u, v\}]$ is a 1-expander. But, if there is only one edge between u, v in G , then this induced graph is only 1-edge-connected and $O(1/k)$ -dense. It is instructive to compare the statement of the above proposition to the planar case. Recall that Fact 3.4 asserts that in any k -edge-connected planar graph there is a pair of vertices with $k/5$ parallel edges. Such an induced graph is a $k/5$ -edge-connected 1-expander. Of course, this fact does not necessarily hold for a general k -edge-connected graph as G may not have any parallel edges at all.

Note that, in the above proposition, the condition $k \geq 7 \log n$ is necessary up to a constant; a tight example is the $\log n$ -dimensional hypercube, which is a k -edge-connected for any $k \leq \log n$, but every $\Omega(1)$ -dense induced subgraph is no better than $O(1/\log n)$ -expanding.

We use proof by contradiction. Suppose G does not have any induced subgraph satisfying the statement of the proposition. Then, invoking the following lemma with $H = G$ and $\phi^* = 1/k$, we obtain that G must have more than $2^{3k/20}$ vertices. But this contradicts the fact that $k \geq 7 \log n$.

Lemma 4.4. *Given a k -edge-connected graph G , if every $k/20$ -edge-connected $1/4$ -dense subgraph $G[S]$ of G satisfies $\phi(G[S]) < \phi^*$, then for any induced subgraph H of G ,*

$$\log_2(|V(H)|) \geq \frac{3/10 - \phi_G(V(H))}{2\phi^*}.$$

Proof. We prove the lemma by induction on the number of vertices of H . Fix an induced subgraph $H = G[U]$. Without loss of generality, assume that $\phi_G(U) < 3/10$. We consider two cases, and in the end we show that one of them always happens.

Case 1: There is a vertex $v \in U$ such that $d_H(v) \leq 7d_G(v)/20$. We show that $\phi_G(U)$ decreases when we remove v from U .

$$\phi_G(U) = \frac{\partial_G(U - \{v\}) + d_G(v) - 2d_H(v)}{d_G(U - \{v\}) + d_G(v)} \geq \frac{\partial_G(U - \{v\}) + 6d_G(v)/20}{d_G(U - \{v\}) + d_G(v)} \geq \phi_G(U - \{v\})$$

The last inequality uses that $\phi_G(U) < 3/10$. By induction,

$$\log_2(|U|) \geq \log_2(|U - \{v\}|) \geq \frac{3/10 - \phi_G(U - \{v\})}{2\phi^*} \geq \frac{3/10 - \phi_G(U)}{2\phi^*},$$

and we are done. Note that if this case does not happen, then H is $\frac{7}{20}$ -dense in G .

Case 2: For some $S \subset U$, $\max\{\phi_H(S), \phi_H(U - S)\} < \phi^*$. Let $T := U - S$. Observe that if $\phi_G(S) \leq \phi_G(U)$ or $\phi_G(T) \leq \phi_G(U)$, then we are done by induction. So assume that none of the two conditions hold. We show that $\phi_G(S), \phi_G(T) \leq \phi_G(U) + 2\phi^*$.

First, it follows from

$$\phi_G(U) = \frac{\partial_G(S) + \partial_G(T) - 2\partial_H(T)}{d_G(S) + d_G(T)}$$

and $\frac{\partial_G(S)}{d_G(S)} = \phi_G(S) > \phi_G(U)$ that

$$\phi_G(U) > \frac{\partial_G(T) - 2\partial_H(T)}{d_G(T)} = \phi_G(T) - 2\frac{\partial_H(T)}{d_G(T)} \geq \phi_G(T) - 2\phi_H(T). \quad (4)$$

Therefore, $\phi_G(T) \leq \phi_G(U) + 2\phi^*$. Similarly, we can show $\phi_G(S) \leq \phi_G(U) + 2\phi^*$. So, by induction,

$$\log_2(|U|) = \log_2(|S| + |T|) \geq 1 + \log_2(\min\{|S|, |T|\}) \geq 1 + \frac{3/10 - \phi_G(U) - 2\phi^*}{2\phi^*} = \frac{3/10 - \phi_G(U)}{2\phi^*}.$$

We now show that one of the above cases (Case 1 and Case 2) need to happen. Suppose towards contradiction that none of the above cases happens. Then H is $7/20$ -dense and for all

$S \subset U : \max\{\phi_H(S), \phi_H(U - S)\} \geq \phi^*$. In other words, $\phi(H) \geq \phi^*$. Therefore, by the assumption of the lemma, there must be a set $S \subset U$ such that $\partial_H(S) < k/20$ (we can also assume that $\phi_H(S) \geq \phi_H(U - S)$, otherwise just take the other side). We now show that this cannot happen.

Note that H is $7/20$ -dense in G , so for each $v \in U$,

$$d_H(v) \geq 7d_G(v)/20 \geq 7k/20, \quad (5)$$

where we used the k -edge-connectivity of G .

We start with a natural decomposition of the induced graph $G[S]$ into $k/20$ -edge-connected subgraphs, S_1, \dots, S_ℓ , as defined in [Definition 2.9](#). We show that for each i , $\partial_H(S_i) \geq k/10$. This already gives a contradiction, because by [Lemma 2.10](#)

$$\begin{aligned} \frac{k}{20} + 2(\ell - 1)\frac{k}{20} &> \partial_H(S) + \sum_{i=1}^{\ell} \partial_{G[S]}(S_i) \\ &= \sum_{i=1}^{\ell} \partial_H(S_i) \geq \ell \cdot \frac{k}{10}. \end{aligned} \quad (6)$$

It remains to show that $\partial_H(S_i) \geq k/10$. For the sake of the contradiction, suppose that $\partial_H(S_i) < k/10$ for some i . First, observe that S_i cannot be a singleton, because the induced degree of each vertex of H is at least $7k/20 > k/10$. We reach a contradiction by showing that $G[S_i]$ is a $1/4$ -dense, $k/20$ -edge-connected induced subgraph of G with expansion $\phi(G[S_i]) \geq \phi^*$. By definition, $G[S_i]$ is $k/20$ -edge-connected. Next, we show $G[S_i]$ is dense. For every vertex $v \in S_i$,

$$d_{G[S_i]}(v) \geq d_H(v) - \partial_H(S_i) \geq d_H(v) - k/10 \geq \frac{7d_G(v)}{20} - \frac{d_G(v)}{10} \geq d_G(v)/4,$$

where the third inequality uses (5). Therefore $G[S_i]$ is $1/4$ -dense.

Finally, we show that $G[S_i]$ is a ϕ^* -expander. This is because for any set $T \subseteq S_i$,

$$\phi_{G[S_i]}(T) \geq \frac{\partial_{G[S_i]}(T)}{d_H(T)} \geq \frac{k/20}{d_H(T)} \geq \frac{\partial_H(S)}{d_H(S)} = \phi_H(S) \geq \phi^*.$$

Therefore, $G[S_i]$ is a $k/20$ -edge-connected, $1/4$ -dense and ϕ^* -expander, which is a contradiction. So, $\partial_H(S_i) \geq k/10$, which gives a contradiction by (6). \square

This completes the proof of [Proposition 4.3](#). We are now ready to prove [Theorem 4.1](#). The details of our construction are given in [Algorithm 2](#).

First of all, observe that the algorithm always terminates in at most $n - 1$ iterations of the loop, because in each iteration $|W|$ decreases by at least 1. The properties of H_{t^*} in step 5 translate to the properties of \mathcal{T} as follows:

- $1/k$ -expansion of H_{t^*} guarantees that \mathcal{T} is $(1/k, \cdot)$ -expanding.
- The $k/20$ -edge-connectivity of H_{t^*} implies that \mathcal{T} is $(k/20, \cdot, \cdot)$ -LCH.
- Finally, the fact that H_{t^*} is $1/4$ -dense with respect to G_{t^*} implies that \mathcal{T} is $(\cdot, 1/4, \mathcal{T})$ -LCH.

Algorithm 2 Construction of a locally connected hierarchy for a $7 \log(n)$ -edge-connected graph.

Input: A k -edge-connected graph $G = (V, E)$ where $k \geq 7 \log(n)$.

Output: A $(1/k, \cdot)$ -expanding $(k/20, 1/4, \mathcal{T})$ -LCH \mathcal{T} of G .

- 1: For each vertex $v \in V$, add a unique (leaf) node to \mathcal{T} and map v to it. Let W be the set of these leaf nodes. \triangleright Throughout the algorithm, we keep the invariant that W consists of the nodes of \mathcal{T} that do not have a parent yet, but their corresponding subtree is fixed, i.e., $V(t)$ is well-defined for any $t \in W$.
 - 2: **while** $|W| > 1$ **do**
 - 3: Add a new node t^* to W .
 - 4: Let G_{t^*} be the graph where for each node $t \in W$, $V(t)$ is contracted to a single vertex, and identify t with the corresponding contracted vertex. $\triangleright G_{t^*}$ is k -edge-connected by [Fact 2.8](#).
 - 5: Let $H_{t^*} = G_{t^*}[U_{t^*}]$ be the $k/20$ -edge-connected, $1/4$ -dense $1/k$ -expanding induced subgraph of G_{t^*} promised by [Proposition 4.3](#).
 - 6: Let $W = W - U_{t^*}$, and make t^* the parent of all nodes in U_{t^*} . \triangleright So, $V(t^*) = \cup_{t \in U_{t^*}} V(t)$ and $G\{t^*\} = H_{t^*}$.
 - 7: **end while**
- return** \mathcal{T} .
-

4.2 Extraction of an $\Omega(k)$ -Edge-Connected Set of Good Edges

In this part we prove the following theorem.

Theorem 4.5. *If $G = (V, E)$ has an (α, \cdot) -expanding $(k, \lambda, \mathcal{T})$ -LCH, then there exists a PD shortcut matrix D , and a $k/4$ -edge-connected set F of good edges such that*

$$\max_{e \in F} \mathcal{R}_{\text{eff}_D}(e) \leq \frac{f_2(k, \lambda, \alpha)}{k},$$

where $f_2(k, \lambda, \alpha) = f_1(k, \lambda \alpha) \cdot O(\log(1/\alpha))$.

The main theorem of the paper, [Theorem 1.6](#), follows from the above theorem together with [Theorem 4.1](#).

Let \mathcal{T} be the (α, \cdot) -expanding $(k, \lambda, \mathcal{T})$ -LCH given to us. First, observe that it is very easy to prove a weaker version of the above theorem where

$$\mathcal{R}_{\text{eff}_D}(e) \leq \frac{2f_1(k, \lambda)}{k \cdot \alpha}$$

for edges of F by a single application of [Theorem 3.5](#). Let D be the optimum of $\text{Tree-CP}(\mathcal{T})$; we let $F \subseteq E$ be the edges where $\mathcal{R}_{\text{eff}_D}(e) \leq \frac{2f_1(k, \lambda)}{k \cdot \alpha}$. Let $G' = (V, F)$. It follows that for any node t of \mathcal{T} , $G'\{t\}$ is $k/2$ -edge-connected, so by [Lemma 3.2](#) G' is $k/2$ -edge-connected and we are done.

The main difficulty in proving the above theorem is to reduce the inverse polynomial dependency on α in the above argument to a polylogarithmic function of α . To achieve that, we apply [Theorem 3.5](#) to $\log(1/\alpha)$ locally connected hierarchies, $\mathcal{T}_0, \dots, \mathcal{T}_{\log(1/\alpha)}$, of our graph. For each \mathcal{T}_i , W_i is the set of bad internal nodes of W_{i-1} , i.e., those where their internal subgraph is not yet $\Omega(k)$ -edge-connected with respect to the good edges found so far. Originally, W_0 contains all internal nodes of \mathcal{T}_0 and it is a $(1/k, \cdot)$ -expanding set. For each i , we will make sure that \mathcal{T}_i is

Algorithm 3 Extracting Small Effective Resistance Edges

Input: A graph $G = (V, E)$ and a (α, \cdot) -expanding $(k, \lambda, \mathcal{T})$ -LCH \mathcal{T} .

Output: A PD shortcut matrix D and a $k/4$ -edge-connected set F of good edges.

- 1: Let W_0 be all internal nodes of \mathcal{T} , $W_i = \emptyset$ for $i > 0$, and $\mathcal{T}_0 = \mathcal{T}$, and $G' = (V, \emptyset)$.
- 2: **for** $i = 0 \rightarrow \log(1/\alpha)$ **do**
- 3: Let D_i be the optimum of Tree-CP(\mathcal{T}_i).
- 4: Say \mathcal{T}_i is a (k', λ', T_i) -LCH of G ; let

$$F_i := \left\{ e \in E : \mathcal{R}_{\text{eff}_{D_i}}(e) \leq \frac{16f_1(k', \lambda')}{k'} \right\}, \quad (7)$$

add all edges of F_i to G' .

- 5: For any node $t \in W_i$, let $S_{t,1}, \dots, S_{t,\ell(t)}$ be a natural decomposition of $G'_{\mathcal{T}_i}\{t\}$ into $k/4$ -edge-connected components as defined in [Definition 2.9](#). If $\ell(t) > 1$, then we add t to W_{i+1} .
 ▷Note that if $\ell(t) = 1$ it means that $G'\{t\}$ is $k/4$ -edge-connected.
 - 6: We construct a (\cdot, \cdot, T_{i+1}) -LCH of G , called \mathcal{T}_{i+1} , by modifying \mathcal{T}_i . For any node $t \in W_{i+1}$ we add $\ell(t)$ new nodes $s_{t,1}, \dots, s_{t,\ell(t)}$ to \mathcal{T}_{i+1} and we make all nodes of $S_{t,j}$ children of $s_{t,j}$ and we make t the parent of $s_{t,j}$. Therefore, t has exactly $\ell(t)$ children in \mathcal{T}_{i+1} . See [Figure 6](#) for an example. The set T_{i+1} is the union of all nondominating nodes children of all nodes of W_i .
 - 7: **end for**
- return** the PD shortcut matrix $\mathbb{E}_i D_i$ and the good edges $\cup_i F_i$.
-

$(k/4, \lambda\alpha^i, T_i)$ -LCH and W_i is $(2^i\alpha, k)$ -expanding. In other words, each \mathcal{T}_i is a “refinement” of \mathcal{T}_{i-1} whose W_i nodes are twice more expanding.

Throughout the algorithm we also make sure that all (except possibly one) children of each node in W_i are in T_i . Let us elaborate on this statement. Let $t \in W_i$ and let t_0, t_1, \dots be the children of t . Since $W_i \subseteq W_0$, $t \in W_0$. Consider the graph $G_{\mathcal{T}_0}\{t\}$; by the theorem’s assumptions $G_{\mathcal{T}_0}\{t\}$ is a k -edge-connected α -expander. It follows that $G_{\mathcal{T}_i}\{t\}$ can be obtained from $G_{\mathcal{T}_0}\{t\}$ by contracting a set $U_{t_j} \subset V_{\mathcal{T}_0}\{t\}$ corresponding to each children t_j of t . We use the notation

$$d_0(t_j) = \sum_{t' \in U_{t_j}} d_{G_{\mathcal{T}_0}\{t\}}(t')$$

to denote the sum of the degrees of nodes in S_{t_j} in the noncontracted graph $G_{\mathcal{T}_0}\{t\}$. We say a child t_ℓ of t is *dominating* if

$$d_0(t_\ell) > \frac{1}{2} \sum_j d_0(t_j).$$

It follows that each node $t \in W_i$ can have at most one dominating child. In addition, if t_ℓ is a dominating child, it may not satisfy $\mathcal{O}(t_\ell) \gtrsim \mathcal{P}(t_\ell)$, so we may not add t_ℓ to T_i . Because of this we need to treat the dominating children (of nodes of W_i) differently throughout the algorithm and the proof. In our construction T_i consists of all nondominating children of all nodes of W_i . It is easy to see that for any nondominating child t_ℓ of $t \in W_i$,

$$\mathcal{O}_{\mathcal{T}_i}(t_\ell) = \partial_{G_{\mathcal{T}_0}\{t\}}(U_{t_\ell}) \geq \alpha \cdot d_{G_{\mathcal{T}_0}\{t\}}(U_{t_\ell}) = \alpha \cdot \sum_{t' \in U_{t_\ell}} \mathcal{O}_{\mathcal{T}_0}(t') \geq \alpha \cdot \lambda \cdot \sum_{t' \in U_{t_\ell}} \mathcal{P}_{\mathcal{T}_0}(t') \geq \alpha\lambda\mathcal{P}_{\mathcal{T}_i}(t_\ell),$$

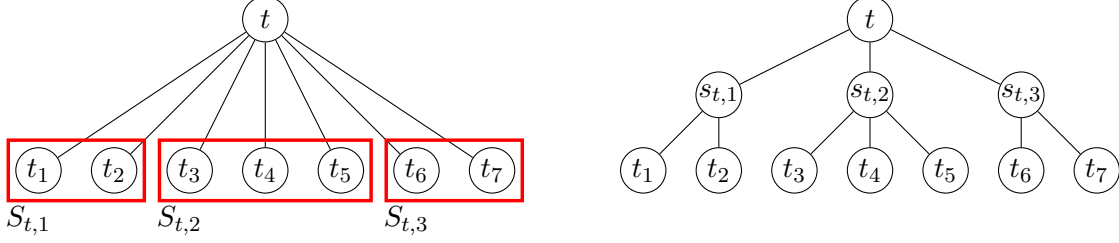


Figure 6: A node t and its children, t_1, t_2, \dots , in \mathcal{T}_{i-1} are illustrated in left. The right diagram shows the tree \mathcal{T}_i when the new nodes $s_{t,1}, s_{t,2}, s_{t,3}$ corresponding to the sets $S_{t,1}, S_{t,2}, S_{t,3}$ are added.

where the first inequality uses the fact that $G_{\mathcal{T}_0}\{t\}$ is an α -expander and the second inequality uses the fact that \mathcal{T}_0 is $(\cdot, \lambda, \mathcal{T}_0)$ -LCH. The following claim is immediate

Claim 4.6. *If \mathcal{T}_0 is an (α, \cdot) -expanding $(\cdot, \lambda, \mathcal{T}_0)$ -LCH, then for any $i \geq 1$, \mathcal{T}_i is a $(\cdot, \lambda\alpha, T_i)$ -LCH, where T_i consists of all nondominating children of the nodes of W_i .*

At the end of the algorithm, we obtain PD shortcut matrices $D_0, \dots, D_{\log(1/\alpha)}$ and sets $F_0, \dots, F_{\log(1/\alpha)}$ such that the edges of each F_i have small effective resistance with respect to D_i , and $\cup_{i=0}^{\log(1/\alpha)} F_i$ is $\Omega(k)$ -edge-connected. Then, we let D be the average of $D_0, \dots, D_{\log(1/\alpha)}$ and F be the union of $F_0, \dots, F_{\log(1/\alpha)}$. The details of the construction of these matrices and sets are given in [Algorithm 3](#).

We prove the claim by induction on i . In the first step we show \mathcal{T}_{i+1} is a $(k/4, \cdot, \cdot)$ -LCH. Then, we show that W_{i+1} is $(2^{i+1}\alpha, k)$ -expanding. Then, we show that $W_{\log(1/\alpha)}$ is empty and we conclude by showing that $G' = (V, \cup_i F_i)$ is $\Omega(k)$ -edge-connected.

Claim 4.7. *If \mathcal{T}_i is a $(k/4, \cdot, \cdot)$ -LCH of G , then \mathcal{T}_{i+1} is a $(k/4, \cdot, \cdot)$ -LCH of G . In addition, if W_i is (\cdot, k) -expanding, then W_{i+1} is (\cdot, k) -expanding.*

Proof. First, for any node $t \in \mathcal{T}_{i+1}$ that is also in \mathcal{T}_i , $G_{\mathcal{T}_{i+1}}(t) = G_{\mathcal{T}_i}(t)$; so, $G_{\mathcal{T}_{i+1}}(t)$ is $k/4$ -edge-connected by induction. So, $G_{\mathcal{T}_{i+1}}\{t\}$ is also $k/4$ -edge-connected. For any new node $s_{t,j} \in \mathcal{T}_{i+1}$, since $S_{t,j}$ is a $k/4$ -edge-connected subgraph of $G'_{\mathcal{T}_i}\{t\}$, $G_{\mathcal{T}_{i+1}}(s_{t,j})$ is $k/4$ -edge-connected. Therefore, \mathcal{T}_{i+1} is a $(k/4, \cdot, \cdot)$ -LCH of G .

Similarly, observe that W_{i+1} is (\cdot, k) -expanding, because $W_{i+1} \subseteq W_i$ and for any node $t \in \mathcal{T}_i$, $G_{\mathcal{T}_{i+1}}(t) = G_{\mathcal{T}_i}(t)$. \square

We slightly strengthen our induction; instead of showing that $G_{\mathcal{T}_i}\{t\}$ is $(2^i\alpha, \cdot)$ -expanding for all $t \in W_i$, we show that for any $t \in W_i$ and any $S \subseteq V_{\mathcal{T}_i}\{t\}$ where $d_0(S) \leq \frac{1}{2}d_0(V_{\mathcal{T}_i}\{t\})$,

$$\phi_{G_{\mathcal{T}_i}\{t\}}(S) \geq 2^i\alpha.$$

For a set of indices $I \subseteq [\ell]$ we use $S_I = \cup_{i \in I} S_i$. The following is the key lemma of the proof of this section.

Claim 4.8. *For any $i \geq 0$, $t \in W_i$, and any $S \subseteq V_{\mathcal{T}_i}\{t\}$ where $d_0(S) \leq \frac{1}{2}d_0(V_{\mathcal{T}_i}\{t\})$,*

$$\phi_{G_{\mathcal{T}_i}\{t\}}(S) \geq \min\{2^i\alpha, 1/8\}.$$

Therefore, for any $i \geq 1$, W_i is $(2^i\alpha, \cdot)$ -expanding.

Proof. We prove this by induction. Note that the statement obviously holds for $i = 0$ because $G_{\mathcal{T}_0}\{t\}$ is an α -expander for all $t \in \mathcal{T}_0$. Suppose the statement holds for i . Fix a node $t \in W_{i+1}$ and let $S_{t,1}, \dots, S_{t,\ell(t)}$ be the natural decomposition of $G_{\mathcal{T}_i}\{t\}$ into $k/4$ -edge-connected components. We abuse notation and drop the subscript t and name these sets $S_1, \dots, S_{\ell(t)}$. Choose $I \subset [\ell(t)]$ such that $d_0(S_I) \leq \frac{1}{2}d_0(V_{\mathcal{T}_i}\{t\})$. If $\phi_{G_{\mathcal{T}_i}\{t\}}(S_I) \geq 1/8$ there is nothing to prove. Otherwise, we invoke [Lemma 4.9](#) for the k -edge-connected graph $G = G_{\mathcal{T}_i}\{t\}$, $F = \cup_{j=1}^i F_j$ and the natural decomposition $S_1, \dots, S_{\ell(t)}$ of $(V_{\mathcal{T}_i}\{t\}, F)$ into $k/4$ -edge-connected components. The lemma shows that $\phi_{G_{\mathcal{T}_{i+1}}\{t\}}(S_I) \geq 2^{i+1}\alpha$.

We just need to verify the assumptions of the lemma. By the induction hypothesis $\phi_{G_{\mathcal{T}_i}\{t\}}(S_I) \geq 2^i\alpha$. In addition, S_I only contains nondominating nodes of t , i.e., $S_I \subset T_i$. Therefore, by the main technical theorem [3.5](#), equation (7), and the Markov inequality, at least $15/16$ fraction of the edges incident to each $t' \in T_i$ are in F_i . So, $\partial_{F_i}(S_I) \geq \frac{15}{16}d(S_I) \geq \frac{7}{8}d(S_I)$. \square

Lemma 4.9 (Expansion Boosting Lemma). *Given a k -edge-connected graph $G = (V, E)$, a set $F \subseteq E$ and a natural-decomposition of (V, F) into $k/4$ -edge-connected components S_1, \dots, S_ℓ . For any $I \subseteq [\ell]$ if $d_F(S_I) \geq 7d(S_I)/8$, and $\phi(S_I) < 1/8$, then*

$$\frac{\partial(S_I)}{\sum_{i \in I} \partial(S_i)} \geq 2\phi(S_I).$$

Proof. Think of the edges in F as good edges and the edges not in F , $E - F$ as the bad edges. We can write the denominator of the above as follows:

$$\sum_{i \in I} \partial(S_i) = \partial_F(S_I) + 2 \sum_{i,j \in I, i < j} |F(S_i, S_j)| + \sum_{i \in I} \partial_{E-F}(S_i) \quad (8)$$

where we used $\partial_F(S)$ to denote the edges of F leaving a set S .

First, we observe that by the natural decomposition lemma [2.10](#), the middle term on the RHS, i.e., the number of good edges between $\{S_i\}_{i \in I}$ is small,

$$\sum_{i,j \in I, i < j} |F(S_i, S_j)| \leq (|I| - 1)(k/4) \leq \frac{1}{4} \sum_{i \in I} \partial(S_i),$$

where the second inequality follows by k -edge-connectivity of G . Subtracting twice the above inequality from (8) we get

$$\partial_F(S_I) + \sum_{i \in I} \partial_{E-F}(S_i) \geq \frac{1}{2} \sum_{i \in I} \partial(S_i). \quad (9)$$

Secondly, by the lemma's assumption,

$$\sum_{i \in I} \partial_{E-F}(S_i) \leq \sum_{i \in I} d_{E-F}(S_i) = d_{E-F}(S_I) = d(S_I) - d_F(S_I) \leq \frac{1}{8}d(S_I). \quad (10)$$

Putting the above two inequalities together we get,

$$\frac{1}{2} \sum_{i \in I} \partial(S_i) \leq \partial_F(S_I) + \frac{1}{8}d(S_I)$$

Dividing both sides of the above inequality by $\partial(S_I)$ we get

$$\begin{aligned} \frac{1}{2\partial(S_I)} \sum_{i \in I} \partial(S_i) &\leq \frac{\partial_F(S_I)}{\partial(S_I)} + \frac{d(S_I)}{8\partial(S_I)} \\ &\leq 1 + \frac{1}{8\phi(S_I)} \leq \frac{1}{4\phi(S_I)}, \end{aligned}$$

where the last inequality uses that $\alpha \leq 1/8$. \square

Claim 4.10. $W_{\log(1/\alpha)}$ is empty.

Proof. Let i be the smallest integer such that $2^i \alpha \geq 1/8$. Note that $i < \log(1/\alpha)$. By [Claim 4.8](#), for any $t \in W_i$,

$$\phi(G_{\mathcal{T}_i}\{t\}) \geq 1/8. \quad (11)$$

We show that W_{i+1} is empty. Fix a node $t \in W_i$. Similar to the previous claim, at least $15/16$ fraction of the edges adjacent to any nondominating child of t are in F_i . For a set $I \subset [\ell(t)]$ such that $d_0(S_I) \leq \frac{1}{2}d_0(V_{\mathcal{T}_0}\{t\})$, we have $\phi_{G_{\mathcal{T}_i}\{t\}}(S_I) \geq 1/8$; therefore at least half of the edges in the cut $(S_I, V_{\mathcal{T}_i}\{t\} - S_I)$ are in F_i . By k -edge-connectivity of $G_{\mathcal{T}_i}\{t\}$, F_i has at least $k/2$ edges in this cut. So, $(V_{\mathcal{T}_i}\{t\}, F_i)$ is $k/2$ -edge-connected. \square

Claim 4.11. At the end of the algorithm G' is $k/4$ -edge-connected.

Proof. We show that for any i and any node $t \notin W_i$, $G'_{\mathcal{T}_i}\{t\}$ is $k/4$ -edge-connected. Then, the claim follows by [Claim 4.10](#).

At any iteration i , for any new node $s_{t,j}$, $G'_{\mathcal{T}_i}\{s_{t,j}\}$ is $k/4$ -edge-connected because $S_{t,j}$ is a $k/4$ -edge-connected component of $G_{\mathcal{T}_i}\{t\}$; this subgraph remains $k/4$ -edge-connected in the rest of the algorithm because we never delete edges from G' . On the other hand, when we remove a node t from W_i , we are guaranteed that $G_{\mathcal{T}_i}\{t\}$ is $k/4$ -edge-connected. \square

Now, [Theorem 4.5](#) follows from the above claim and that for any $e \in \cup_i F_i$,

$$\mathcal{R}_{\text{eff}_{\mathbb{E}_i D_i}}(e) \leq \log(1/\alpha) \cdot \min_i \mathcal{R}_{\text{eff}_{D_i}}(e) \leq \frac{16f_1(k/4, \lambda \cdot \alpha) \log(1/\alpha)}{k/4}.$$

4.3 Algorithmic Aspects

In this part we prove [Theorem 1.9](#). We emphasize that our algorithm does not necessarily find a thin tree. As alluded to in the introduction, the main barrier is that verifying the thinness is a variant of the sparsest cut problem for which the best known algorithm only gives an $O(\sqrt{\log n})$ -approximation factor. Instead, we use the fact that “directed thinness”, as defined in (59) of [Theorem A.1](#), is polynomially testable and it is enough to solve ATSP. We refrain from giving the details and we refer interested readers to [\[AGM⁺10\]](#). Our rough idea is as follows: We run the ellipsoid algorithm on the convex program Tree-CP by first discarding the 2^n constraints $\mathbf{1}_S^T D \mathbf{1}_S \leq \mathbf{1}_S^T L_G \mathbf{1}_S$ that verify D is a shortcut matrix. If the directed thinness of the output tree fails, the undirected thinness fails as well, so we get a set S for which $\mathbf{1}_S^T D \mathbf{1}_S > \mathbf{1}_S^T L_G \mathbf{1}_S$. That corresponds to a violating constraint of the convex program which the ellipsoid algorithm can use in the same way that it uses separation oracles. Repeating this procedure, either the ellipsoid algorithm converges, i.e., we find an actual undirected thin tree, or we find an ATSP tour along the way.

Algorithm 4 Expander Extraction

Input: A $k \geq 7 \log n$ -edge-connected graph $G = (V, E)$.

Output: A $k/20$ -edge-connected, $1/4$ -dense induced subgraph that is an $\Omega(1/k^2)$ -expander.

```
1: Let  $U \leftarrow V$ . We always let  $H$  be the induced subgraph on  $U$ .
2: loop
3:   if there is a vertex  $v \in U$  such that  $d_H(v) \leq 7d_G(v)/20$  then
4:     Let  $U \leftarrow U - \{v\}$  and goto 2.
5:   end if ▷If this case does not happen,  $H$  is  $7/20$ -dense.
6:   Let  $S$  be the output of the spectral partitioning algorithm on  $H$ , and let  $T = U - S$ .
7:   if  $\phi_G(S) \leq \phi_G(U)$  or  $\phi_G(T) \leq \phi_G(U)$  then
8:     Let  $U = S$  or  $U = T$  whichever has the smallest  $\phi_G(\cdot)$ , and goto 2.
9:   end if
10:  if  $\max\{\phi_H(S), \phi_H(T)\} < 1/k$  then
11:    Let  $U = S$  or  $U = T$  whichever has fewer vertices, and goto 2.
12:  end if ▷If this case does not happen, by Cheeger's inequality,  $H$  is an  $\Omega(1/k^2)$ -expander.
13:  If  $H$  is  $k/20$ -edge-connected, return  $H$ . Otherwise, let  $S \subseteq U$  be such that  $\partial_H(S) < k/20$ 
▷So,  $\phi_H(S) \geq \Omega(1/k^2)$ .
    and  $\phi_H(S) \geq \phi_H(U - S)$ .
14:  Let  $S_1, S_2, \dots$  be a natural decomposition of  $G[S]$  into  $k/20$ -edge-connected components.
    By (6) there is  $S_i$  such that  $\partial_H(S_i) < k/10$ . Return  $G[S_i]$ .
15: end loop
```

To complete the proof we need to make sure that we can construct the starting locally connected hierarchy in polynomial time; we will describe our algorithm later. Apart from that, the main difficulty is that to obtain the shortcut matrix D promised in [Theorem 1.6](#) we need to solve $O(\log \log(n))$ many convex programs (Tree-CP(\mathcal{T}_i)) and each one depends on the solution of the previous ones. In other words, we should be recursively calling $O(\log \log n)$ many ellipsoid algorithms. Therefore, if we find a separating hyperplane for one of the ellipsoids, we should restart the ellipsoid algorithms for all the proceeding convex programs. The resulting algorithm runs in time $n^{O(\log \log n)}$ and has an approximation factor of $\text{polyloglog}(n)$. We can also tradeoff the approximation factor with the running time of the algorithm by modifying [Algorithm 3](#) to have $O(\ell)$ number of iterations. For constant values of ℓ this gives a polynomial time approximation algorithm.

We will give an algorithm to construct an $(\Omega(1/k^2), \cdot)$ -expanding $(k/20, 1/4, \mathcal{T})$ -LCH, \mathcal{T}_0 for some $\alpha \asymp 1/\log^2(n)$. Then, we run a modified version of [Algorithm 3](#) to obtain locally connected hierarchies $\mathcal{T}_1, \dots, \mathcal{T}_{2\ell}$; in particular, we only run the loop for 2ℓ iterations; to make sure that $\mathcal{T}_{2\ell}$ is $(\Omega(1), \cdot)$ -expanding, we need to boost the expansion by $(\frac{1}{\alpha})^{1/2\ell}$ in every iteration of the loop. To be more precise, for any $1 \leq i \leq 2\ell$, instead of (7), we let

$$F_i := \left\{ e \in E : \mathcal{R}\text{eff}_{D_i}(e) \leq \frac{O((1/\alpha)^{1/2\ell})f_1(k', \lambda')}{k'} \right\}.$$

The proof simply follows by a modification to the expansion boosting lemma. The resulting algorithm runs in time $n^{O(\ell)}$ and has an approximation factor of $\text{polyloglog}(n) \cdot \log^{1/\ell}(n)$.

It remains to find the starting locally connected hierarchy \mathcal{T}_0 . Given a $k \geq 7 \log n$ -edge-connected graph $G = (V, E)$, all we need is to find a $1/4$ -dense $k/20$ -edge-connected induced subgraph $G[S]$ whose expansion is $\Omega(1/k^2)$. We essentially make the proof of [Lemma 4.4](#) construc-

tive using the spectral partitioning algorithm [AM85, Alo86] at the cost of obtaining an $\Omega(1/k^2)$ -expander instead of a $1/k$ -expander. This is because, by Cheeger's inequality, the spectral partitioning algorithm gives a square-root approximation to the problem of approximating $\phi(G)$. The details of the algorithm are described in [Algorithm 4](#).

5 The Dual of Tree-CP

In this section we write down the dual of Tree-CP. Before explicitly writing down the dual, let us give a few lines of intuition. We do this by writing down the dual of a few convex programs computing the maximum or average effective resistance of a number of pairs of vertices.

For a pair of vertices, $a, b \in V$, the optimum value of the following expression,

$$\max_{x:V \rightarrow \mathbb{R}} \frac{(x(a) - x(b))^2}{\sum_{u \sim v} (x(u) - x(v))^2}. \quad (12)$$

is exactly equal to $\mathcal{R}_{\text{eff}_G}(a, b)$; in particular, if we fix $x(b) = 0, x(a) = \mathcal{R}_{\text{eff}}(a, b)$, then the optimum x is the *potential* vector of the electrical flow that sends one unit of flow from a to b . It is an easy exercise to cast the above as a convex program.

Now, suppose we want to write a program which computes the maximum effective resistance of pairs of vertices $(a_1, b_1), \dots, (a_h, b_h)$. In this case we need to choose a separate potential vector for each pair. We use a matrix X where the i -th row of X is the potential vector associated to the i -th pair. The following program gives the maximum effective resistance of all pairs.

$$\max_{X \in \mathbb{R}^{h \times V}} \frac{\sum_{i=1}^h (X_{i,a_i} - X_{i,b_i})^2}{\sum_{i=1}^h \sum_{u \sim v} (X_{i,u} - X_{i,v})^2} = \max_{X \in \mathbb{R}^{h \times V}} \frac{\sum_{i=1}^h (X_{i,a_i} - X_{i,b_i})^2}{\sum_{u \sim v} (X_u - X_v)^2}$$

It follows by (3) that the optimum of the above is the maximum effective resistance of all pairs $(a_1, b_1), \dots, (a_h, b_h)$. Recall that X_u is the u -th column of X .

Note that the denominator of the RHS is coordinate independent, i.e., it is rotationally invariant. We can rewrite the numerator in the following way and make it rotationally invariant. Instead of mapping the i -th pair to the i -th coordinate, we map the i -th pair to z_i where $\{z_1, \dots, z_h\}$ are h -orthonormal vectors. In other words, to calculate the numerator we need to find a coordinate system of the space such that the sum of the square of the projection of the edges on the corresponding coordinates is as large as possible

$$\max_{\substack{X \in \mathbb{R}^{h \times V}, \\ \{z_1, \dots, z_h\} \text{ are orthonormal}}} \frac{\sum_{i=1}^h \langle z_i, X_{a_i} - X_{b_i} \rangle^2}{\sum_{u \sim v} (X_u - X_v)^2}.$$

Instead of choosing z_1, \dots, z_h we can simply maximize over an orthogonal matrix $U \in \mathbb{R}^{h \times h}$ and let z_1, \dots, z_h be the first h rows of U ,

$$\max_{X \in \mathbb{R}^{h \times V}, \text{Orthogonal } U} \frac{\sum_{i=1}^h \langle U^i, X_{a_i} - X_{b_i} \rangle^2}{\sum_{u \sim v} (X_u - X_v)^2}, \quad (13)$$

where U^i is the i -th row of the matrix U . The above program is equivalent to the dual of the following convex program

$$\begin{aligned} \min \quad & \mathcal{E}, \\ \text{s.t.} \quad & \mathcal{R}\text{eff}_D(a_i, b_i) \leq \mathcal{E} \quad \forall 1 \leq i \leq h, \\ & D \preceq L_G. \end{aligned}$$

We will give a formal argument later. When we replace the constraint $D \preceq L_G$ with $D \preceq_{\square} L_G$, we get the additional assumption that X is a cut metric. This can significantly reduce the value of (13).

Next, we write a program which computes the expected effective resistance of pairs of vertices $(a_1, b_1), \dots, (a_h, b_h)$ with respect to a distribution $\lambda_1, \dots, \lambda_h$,

$$\sum_{i=1}^h \lambda_i \cdot \mathcal{R}\text{eff}(a_i, b_i) = \max_{X \in \mathbb{R}^{h \times V}} \sum_{i=1}^h \lambda_i \cdot \frac{(X_{i,a_i} - X_{i,b_i})^2}{\sum_{u \sim v} (X_{i,u} - X_{i,v})^2}. \quad (14)$$

where we simply used (12). Equivalently, we can write the above ratio as follows:

$$\max_{X \in \mathbb{R}^{h \times V}} \frac{\left(\sum_{i=1}^h \sqrt{\lambda_i} \cdot (X_{i,a_i} - X_{i,b_i}) \right)^2}{\sum_{u \sim v} (X_u - X_v)^2}, \quad (15)$$

To see that the above two are the same, first, assume X is normalized such that $\sum_{u \sim v} (X_{i,a_i} - X_{i,b_i})^2 = 1$ for all i . This simplifies (14) to $\sum_i \lambda_i (X_{i,a_i} - X_{i,b_i})^2$. Then let

$$Y^i = X^i \sqrt{\lambda_i} \cdot (X_{i,a_i} - X_{i,b_i}),$$

where as usual Y^i is the i -th row of Y . Plugging in Y in (15) gives the same value $\sum_i \lambda_i (X_{i,a_i} - X_{i,b_i})^2$.

Lastly, we can write a rotationally invariant formulation of (15) using an orthogonal matrix U .

$$\max_{\substack{X \in \mathbb{R}^{h \times V}, \\ \text{Orthogonal } U}} \frac{\left(\sum_{i=1}^h \sqrt{\lambda_i} \cdot \langle U^i, X_{a_i} - X_{b_i} \rangle \right)^2}{\sum_{u \sim v} (X_u - X_v)^2}$$

Let $\mathcal{X}_h \in \mathbb{R}^{n \times h}$ be the matrix where the i -th column is \mathcal{X}_{a_i, b_i} . It follows by Lemma 2.5 that

$$\max_{\text{Orthogonal } U} \sum_{i=1}^h \langle U^i, X_{a_i} - X_{b_i} \rangle = \max_{\text{Orthogonal } U} \text{Tr}(UX\mathcal{X}_h) = \|X\mathcal{X}_h\|_*.$$

This is a key observation in the proof of the technical theorem.

In the rest of this section we will prove that a similar expression is equivalent to the dual of Tree-CP. Then, in Subsection 5.1 we write the dual of Max-CP, Average-CP and we will prove Theorem 5.3. The following lemma is the main statement that we prove in this section. Recall that for a mapping X of vertices of G , $\mathbf{X} = X\mathcal{X}$ is the matrix where for every edge $e = \{u, v\}$, $\mathbf{X}_e = X_u - X_v$.

Lemma 5.1. For any graph $G = (V, E)$ and any (\cdot, \cdot, T) -LCH of G , the optimum of Tree-CP (up to a multiplicative factor of 2) is equal to

$$\sup_{U, X} \frac{\sum_{t \in T} \frac{1}{|\mathcal{O}(t)|} \left(\sum_{e \in \mathcal{O}(t)} \langle U^e, \mathbf{X}_e \rangle \right)^2}{\sum_{e \in E} \|\mathbf{X}_e\|^2} \quad (16)$$

where the supremum is over all semiorthogonal matrices $U \in \mathbb{R}^{E \times h}$, and all cut metrics $X \in \{0, 1\}^{h \times V}$, for arbitrary $h > 0$.

Note that the dimension h in the above can be arbitrarily large because X is a cut metric. However, only the first $|E|$ rows of U matter. In addition, since X is a cut metric, for any edge $e = \{u, v\} \in E$, $\|\mathbf{X}_e\|^2 = \|\mathbf{X}_e\|_1$; so, throughout the paper, we may use either of the two norms.

Proof. First, we show Tree-CP satisfies Slater's condition, i.e., that Tree-CP has a nonempty interior. It is easy to see that $D = \frac{1}{2}L_G + \frac{1}{3n^2}J$ is a PD matrix that satisfies all constraints strictly. In particular, since G is connected, for any set S , $\mathbf{1}_S^\top L_G \mathbf{1}_S \geq 1$, so

$$\frac{1}{3n^2} \mathbf{1}_S J \mathbf{1}_S \leq \frac{1}{3} < \frac{1}{2} \mathbf{1}_S^\top L_G \mathbf{1}_S.$$

Therefore, $\mathbf{1}_S^\top D \mathbf{1}_S < \mathbf{1}_S^\top L_G \mathbf{1}_S$ for all S . Hence, Slater's condition is satisfied, and the strong duality is satisfied and the primal optimum is equal to the Lagrangian dual's optimum (see [BV06, Section 5.2.3] for more information).

For every $t \in T$ we associate a Lagrange multiplier λ_t corresponding to the first set of constraints, and for every set S we associate a nonnegative Lagrange multiplier y_S corresponding to the second set of constraints of the Tree-CP. The Lagrange function is defined as follows:

$$g(\lambda, y) = \inf_{D \succ 0} \mathcal{E} + \sum_{t \in T} \lambda_t \left(\frac{1}{|\mathcal{O}(t)|} \sum_{e \in \mathcal{O}(t)} \mathcal{X}_e^\top D^{-1} \mathcal{X}_e - \mathcal{E} \right) + \sum_{S \subset V} y_S (\mathbf{1}_S^\top D \mathbf{1}_S - \mathbf{1}_S^\top L_G \mathbf{1}_S)$$

First, we differentiate the RHS with respect to \mathcal{E}, D to eliminate the inf. This gives us the Lagrangian dual. Then, we homogenize the dual expression by normalizing the entries of y ; finally we eliminate the dependency on λ by an application of the Cauchy-Schwarz inequality.

First of all, differentiating $g(\lambda, y)$ w.r.t. \mathcal{E} we obtain that

$$\sum_{t \in T} \lambda_t = 1. \quad (17)$$

Let

$$A := \sum_{t \in T} \frac{\lambda_t}{|\mathcal{O}(t)|} \left(\sum_{e \in \mathcal{O}(t)} \mathcal{X}_e \mathcal{X}_e^\top \right) \text{ and } Z := \sum_{\emptyset \subset S \subset V} y_S \mathbf{1}_S \mathbf{1}_S^\top.$$

Note that by definition A and Z are symmetric PSD matrices. The Lagrange dual function simplifies to

$$g(A, Z) = \inf_{D \succ 0} A \bullet D^{-1} + Z \bullet D - Z \bullet L_G,$$

subject to $\sum_t \lambda_t = 1$. Now, we find the optimum D for fixed A, Z . First, we assume that A and Z are nonsingular. This is without loss of generality by the continuity of $g(\cdot)$ and because the

assumption $\sum_t \lambda_t = 1$ can be satisfied by adding arbitrarily small perturbations. Differentiating with respect to D we obtain

$$D^{-1}AD^{-1} = Z.$$

Since, A, D are nonsingular there is a unique solution to the above equation,

$$D = Z^{-1/2}(Z^{1/2}AZ^{1/2})^{1/2}Z^{-1/2}$$

We refer interested readers to [SLB74] to solve the above matrix equation. Using

$$D^{-1} = Z^{1/2}(Z^{1/2}AZ^{1/2})^{-1/2}Z^{1/2},$$

we have

$$\begin{aligned} A \bullet D^{-1} + Z \bullet D &= \text{Tr}(AZ^{1/2}(Z^{1/2}AZ^{1/2})^{-1/2}Z^{1/2}) + \text{Tr}(Z^{1/2}(Z^{1/2}AZ^{1/2})^{1/2}Z^{-1/2}) \\ &= 2 \text{Tr}((Z^{1/2}AZ^{1/2})^{1/2}). \end{aligned}$$

Therefore,

$$g(A, Z) = 2 \text{Tr}((Z^{1/2}AZ^{1/2})^{1/2}) - Z \bullet L_G$$

Let \mathcal{E}^* be the optimum value of Tree-CP. By the strong duality,

$$\mathcal{E}^* = \sup_{\lambda, y \geq 0} g(A, Z) = \sup_{\lambda, y \geq 0} 2 \text{Tr}((Z^{1/2}AZ^{1/2})^{1/2}) - Z \bullet L_G.$$

It remains to characterize values of λ, y that maximize the above function. Let $W \in \mathbb{R}^{E \times E}$ be a diagonal matrix where for each edge $e \in E$,

$$W_{e,e} = \sqrt{\sum_{t \in T: e \in \mathcal{O}(t)} \frac{\lambda_t}{|\mathcal{O}(t)|}}. \quad (18)$$

Note that the above sum is over zero, one, or two terms because each edge is in at most two sets $\mathcal{O}(t)$. Observe that

$$A = \mathcal{X}W^2\mathcal{X}^\top.$$

Furthermore the nonzero eigenvalues of $Z^{1/2}AZ^{1/2} = Z^{1/2}\mathcal{X}W^2\mathcal{X}^\top Z^{1/2}$ are the same as the nonzero eigenvalues of $W\mathcal{X}^\top Z\mathcal{X}W$. Therefore,

$$\mathcal{E}^* = \sup_{\lambda, y \geq 0} 2 \text{Tr}((W\mathcal{X}^\top Z\mathcal{X}W)^{1/2}) - Z \bullet L_G \quad (19)$$

Observe that the above quantity is not homogeneous in y as $Z \bullet L_G$ scales linearly with y and $\text{Tr}((W\mathcal{X}^\top Z\mathcal{X}W)^{1/2})$ scales with \sqrt{y} . It is an easy exercise to see that by choosing the right scaling for y we can rewrite the above as follows:

$$\mathcal{E}^* = \sup_{\lambda, y \geq 0} \frac{\text{Tr}((W\mathcal{X}^\top Z\mathcal{X}W)^{1/2})^2}{Z \bullet L_G}.$$

Note that although (19) is convex, the above quantity is not necessarily convex but we prefer to work with the above quantity because it is homogeneous.

Write $Z = X^\top X$ where $X \in \mathbb{R}^{2^n \times V}$ and each row of X corresponds to a vector $y_S \mathbf{1}_S$ for a set $S \subseteq V$. Observe that X defines a weighted cut metric on the vertices of G which can be embedded into an unweighted cut metric (see [Subsection 2.1](#) for properties of weighted/unweighted cut metrics). So, we assume $X \in \{0, 1\}^{h \times V}$ for an h possibly larger than 2^n . If $h < |E|$ then we extend X by adding all zeros rows to make $h \geq |E|$. Let X_v be the mapping of v in that metric, i.e., X_v is the column v of X . By the definition of the nuclear norm,

$$\text{Tr}((W \mathcal{X}^\top Z \mathcal{X} W)^{1/2})^2 = \|X \mathcal{X} W\|_*^2 = \|\mathbf{X} W\|_*^2.$$

Therefore,

$$\mathcal{E}^* = \sup_{X, \lambda} \frac{\|\mathbf{X} W\|_*^2}{\sum_{\{u, v\} \in E} \|\mathbf{X}_e\|_2^2}$$

In the denominator we used the fact that $Z \bullet L_G = \sum_{\{u, v\}} \|X_u - X_v\|_2^2 = \sum_e \|\mathbf{X}_e\|_2^2$.

Note that $\mathbf{X} \in \mathbb{R}^{h \times E}$. Since the number of rows of \mathbf{X} is at least the number of its columns, by [Lemma 2.5](#), we can rewrite the nuclear norm as $\sup_U \text{Tr}(U \mathbf{X} W)$ over all semiorthogonal matrices $U \in \mathbb{R}^{E \times h}$, so

$$\begin{aligned} \mathcal{E}^* &= \sup_{\substack{X \in \{0, 1\}^h, \lambda \geq 0, \\ \text{Semiorthogonal } U}} \frac{\left(\sum_{t \in T} \sum_{e \in \mathcal{O}(t)} W_{e, e} \cdot \langle U^e, \mathbf{X}_e \rangle \right)^2}{\sum_{e \in E} \|\mathbf{X}_e\|_2^2} \\ &\asymp \sup_{\substack{X \in \{0, 1\}^h, \lambda \geq 0, \\ \text{Semiorthogonal } U}} \frac{\left(\sum_{t \in T} \sum_{e \in \mathcal{O}(t)} \sqrt{\lambda_t / |\mathcal{O}(t)|} \cdot \langle U^e, \mathbf{X}_e \rangle \right)^2}{\sum_{e \in E} \|\mathbf{X}_e\|_2^2} \end{aligned} \quad (20)$$

Note that the second equation is an equality up to a factor of 2 because each edge is contained in at most two sets $\mathcal{O}(t)$. In particular, by [\(18\)](#), for any edge e ,

$$\frac{1}{\sqrt{2}} \sum_{t \in T: e \in \mathcal{O}(t)} \sqrt{\lambda_t / |\mathcal{O}(t)|} \leq W_{e, e} \leq \sum_{t \in T: e \in \mathcal{O}(t)} \sqrt{\lambda_t / |\mathcal{O}(t)|}.$$

Finally, using the Cauchy-Schwarz inequality we can write

$$\mathcal{E}^* \lesssim \sup_{X, U} \frac{\left(\sum_{t \in T} \lambda_t \right) \cdot \left(\sum_{t \in T} \frac{1}{|\mathcal{O}(t)|} \left(\sum_{e \in \mathcal{O}(t)} \langle U^e, \mathbf{X}_e \rangle \right)^2 \right)}{\sum_{e \in E} \|\mathbf{X}_e\|_2^2}$$

The above inequality is tight because in the worst case we can let

$$\lambda_t \propto \frac{1}{|\mathcal{O}(t)|} \left(\sum_{e \in \mathcal{O}(t)} \langle U^e, \mathbf{X}_e \rangle \right)^2,$$

such that $\sum_t \lambda_t = 1$. □

5.1 The Dual for Variants of the Problem

In the rest of this section we prove simple positive and negative results on the value of the dual. We will not use these results in the proof of the technical theorem; we present them to provide some intuition on how one can approach the dual.

First of all, using similar ideas as the proof of the above lemma, we can also write the dual of Max-CP and Average-CP. We write these quantities, without proof, as we do not need them in the proof of our main theorem. First, we write the dual of Max-CP.

$$\left\{ \begin{array}{l} \min \quad \max_e \mathcal{R}\text{eff}_D(e), \\ \text{s.t.} \quad D \preceq_{\square} L_G \\ D \succ 0 \end{array} \right\} = \sup_{\substack{X \in \{0,1\}^{h \times V} \\ \text{Semiorthogonal } U}} \frac{\sum_{e \in E} \langle U^e, \mathbf{X}_e \rangle^2}{\sum_{e \in E} \|\mathbf{X}_e\|^2}. \quad (21)$$

Now, we write the dual of Average-CP.

$$\left\{ \begin{array}{l} \min \quad \max_{S \subset V} \mathbb{E}_{e \sim E(S, \bar{S})} \mathcal{R}\text{eff}_D(e), \\ \text{s.t.} \quad D \preceq_{\square} L_G, \\ D \succ 0 \end{array} \right\} = \sup_{\substack{X \in \{0,1\}^{h \times V}, \lambda \\ \text{Semiorthogonal } U}} \frac{(\sum_{e \in E} \sqrt{\gamma_e} \cdot \langle U^e, \mathbf{X}_e \rangle)^2}{\sum_{e \in E} \|\mathbf{X}_e\|^2}, \quad (22)$$

where for any edge e , $\gamma_e = \frac{\lambda_{(S, \bar{S})}}{|E(S, \bar{S})|}$ and $\lambda_{(S, \bar{S})}$ is a probability distribution on all cuts of G .

In the following lemma, we show that for any pair of vertices of a k -edge-connected graph there is a shortcut matrix that reduces the effective resistance of that pair to $1/k$.

Lemma 5.2. *For any k -edge-connected graph G and any pair of vertices a, b , there is a shortcut matrix D such that $\mathcal{R}\text{eff}_D(a, b) \leq 1/k$.*

Proof. The statement can be proven relatively easy in the primal. Since G is k -edge-connected we can simply shortcut the k edge-disjoint paths connecting a, b and $D = k \cdot L_{a,b}$. Then it is easy to see that $\mathcal{R}\text{eff}_D(a, b) = 1/k$ and $D \preceq_{\square} L_G$ as desired.

By (21) it is enough to show that

$$\sup_{\substack{X \in \{0,1\}^{h \times V}, \\ \text{Semiorthogonal } U \in \mathbb{R}^{1 \times h}}} \frac{\langle U^{\{a,b\}}, X_a - X_b \rangle^2}{\sum_{u \sim v} \|X_u - X_v\|^2} \leq O(1/k),$$

First note that in the worst case the vector U^e is parallel to $X_a - X_b$. Therefore, the numerator is exactly $\|X_a - X_b\|^2$. The proof simply follows from the triangle inequality of the cut metrics.

Since G is k -edge-connected there are k edge-disjoint paths from a to b . For any such path P we have

$$\sum_{e \in P} \|\mathbf{X}_e\|_1 \geq \|X_a - X_b\|_1.$$

□

In the following theorem we show that there is no PD shortcut matrix D that reduces the average effective resistance of all cuts of the graph of [Figure 4](#) to $o(1)$.

Note that we have an inequality because edges not in E' may have nonzero projection on the corresponding rows of U .

Now, let us define the distribution λ . Let $\lambda_{(S, \bar{S})} = 1/n$ for every cut $(\{0, 1, \dots, \ell\}, \{\ell+1, \dots, n+1\})$ for all $0 \leq \ell \leq n-1$. Then, for any edge $\{2j \cdot 2^i, (2j+1) \cdot 2^i\}$,

$$\gamma_{\{2j \cdot 2^i, (2j+1) \cdot 2^i\}} = \sum_{2j \cdot 2^i \leq \ell < (2j+1) \cdot 2^i} \frac{1}{n \cdot |E(\{0, \dots, \ell\}, \{\ell+1, \dots, n+1\})|} \geq \frac{2^i}{n \cdot (h+k)}$$

In the above inequality we use the fact that the sum is over 2^i many cuts, and each ‘‘threshold cut’’ $(\{0, 1, \dots, \ell\}, \{\ell+1, \dots, n\})$ cuts at most $k+h$ edges of G .

Therefore, the optimum of Average-CP is at least,

$$\begin{aligned} \frac{\left(\sum_{i=0}^{h-1} \sum_{0 \leq 2j < 2^{h-i}} \sqrt{\frac{2^i}{n \cdot (h+k)}} \cdot 2^{(i-1)/2} \right)^2}{n \cdot (h+k)} &\geq \frac{\left(\sum_{i=0}^{h-1} n \cdot 2^{-i-1} \cdot \sqrt{\frac{2^i}{n \cdot (h+k)}} \cdot 2^{(i-1)/2} \right)^2}{n \cdot (h+k)} \\ &= \frac{\left(2^{-3/2} \cdot h \cdot \sqrt{\frac{n}{h+k}} \right)^2}{n \cdot (h+k)} = \frac{h^2}{8(h+k)^2} \end{aligned}$$

□

Let us conclude this section by demonstrating that Tree-CP performs better than Average-CP for the graph of [Figure 4](#) with respect to the locally connected hierarchy of [Figure 5](#). Let \mathcal{T} be the tree shown in [Figure 5](#) and $T = \{1, 2, \dots, 2^h\}$. Let X and U be the cut metric and the orthogonal matrix constructed in the proof of [Theorem 5.3](#), respectively. Let us estimate $\sum_{e \in \mathcal{O}(t)} \langle U^e, \mathbf{X}_e \rangle$ for nodes $2^i \in T$; the rest of the terms can be estimated similarly. For node 2^i , $\mathcal{O}(2^i)$ has k copies of the edge $\{2^i - 1, 2^i\}$ and for each $1 \leq j \leq i$, it has an edge $\{2^i - 2^j, 2^i\}$. By [\(24\)](#), for each edge $e = \{2^i - 2^j, 2^i\}$, $\langle U^e, \mathbf{X}_e \rangle = 2^{(j-1)/2}$. Therefore, for any node 2^i , $\left(\sum_{e \in \mathcal{O}(2^i)} \langle U^e, \mathbf{X}_e \rangle \right)^2$ is a geometric sum and we can approximate it with the largest term, i.e., $\max_{e \in \mathcal{O}(2^i)} \langle U^e, \mathbf{X}_e \rangle^2$. Therefore,

$$\begin{aligned} \sum_{t \in T} \frac{1}{|\mathcal{O}(t)|} \left(\sum_{e \in \mathcal{O}(t)} \langle U^e, \mathbf{X}_e \rangle \right)^2 &\lesssim \sum_{t \in T} \frac{1}{|\mathcal{O}(t)|} \max_{e \in \mathcal{O}(t)} \langle U^e, \mathbf{X}_e \rangle^2 \\ &\lesssim \sum_{t \in T} \frac{1}{k} \max_{e \in \mathcal{O}(t)} \langle U^e, \mathbf{X}_e \rangle^2 \leq \frac{1}{k} \sum_{e \in E} \|\mathbf{X}_e\|^2. \end{aligned}$$

In the second inequality we use the crucial fact that each edge e is contained in $\mathcal{O}(t)$ for at most two nodes of \mathcal{T} and that $|\mathcal{O}(t)| \geq k$ for all t . So, $\text{Tree-CP}(\mathcal{T}) \leq O(1/k)$.

6 Upper-bounding the Numerator of the Dual

In the rest of the paper we prove the following theorem.

Theorem 6.1. *For any k -edge-connected graph $G = (V, E)$ and any (k, λ, T) -LCH, of G , and for $h > 0$, any cut metric $X \in \{0, 1\}^{h \times V}$, and any semiorthogonal matrix $U \in \mathbb{R}^{E \times h}$,*

$$\frac{\sum_{t \in T} \frac{1}{|\mathcal{O}(t)|} \left(\sum_{e \in \mathcal{O}(t)} \langle U^e, \mathbf{X}_e \rangle \right)^2}{\sum_{e \in E} \|\mathbf{X}_e\|^2} \leq \frac{f_1(k, \lambda)}{k}. \quad (25)$$

Recall that $f_1(k, \lambda)$ is a polylogarithmic function of $k, 1/\lambda$. Observe that the above theorem together with [Lemma 5.1](#) implies [Theorem 3.5](#).

In the rest of the paper we fix U, X and we upper-bound the above ratio by $\text{polylog}(k, 1/\lambda)/k$. We also identify every vertex v with its map X_v .

Before getting into the details of the proof let us describe how k -edge-connectivity blends into our proof. In the following simple fact we show that to lower bound the denominator it is enough to find many disjoint L_1 balls centered at the vertices of G with large radii.

Fact 6.2. *For any $X : V \rightarrow \{0, 1\}^h$ and any set of $\ell \geq 2$ disjoint L_1 balls B_1, \dots, B_ℓ centered at vertices of G with radii r_1, \dots, r_ℓ we have*

$$\sum_{i=1}^{\ell} r_i \cdot k \leq \sum_{e \in E} \|\mathbf{X}_e\|^2.$$

Since there are k edge-disjoint paths connecting the center of each ball to the outside, by the triangle inequality, the sum of the L_1 length of the edges of the graph is at least k times the sum of the radii of the balls. Note that if $\ell = 1$, i.e., if we have only one ball, the conclusion does not necessarily hold. This is because B_1 may contain all vertices of G .

Now, let us give a high-level overview of the proof of [Theorem 6.1](#) The main proof consists of two steps; in the rest of this section we upper-bound the numerator by a quantity defined on a geometric object which we call a sequence of bags of balls. Then, in the next section we lower-bound the denominator by $\Omega(k)$ times the same quantity. The main result of this section is [Proposition 6.15](#), in which we construct a geometric sequence of bags of L_1 balls, $\mathcal{B}_1, \mathcal{B}_2, \dots$, centered at the vertices of G such that balls in each \mathcal{B}_i are disjoint and their radii are exactly equal to δ_i , where $\delta_1, \delta_2, \dots$ form a $\text{poly}(k)$ -decreasing geometric sequence. We guarantee that the numerator is within a $\text{polylog}(k, \lambda)$ factor of the sum of the radii of balls in the geometric sequence.

In [Section 7](#) we lower-bound the denominator, i.e., the sum of the L_1 lengths of the edges by $\Omega(k)$ times the sum of radii of the balls in our geometric sequence. At the heart of our dual proof in [Section 7](#), we use an inductive argument with no loss in n . We prove that under some technical conditions on $\mathcal{B}_1, \mathcal{B}_2, \dots$, we can construct a set of label-disjoint (*hollowed*) balls such that the sum of the radii of these (hollowed) balls is a constant factor of the sum of the radii of balls in the given geometric sequence; by label-disjoint balls we mean that we can assign a set of nodes $\mathcal{C}(B) \subset \mathcal{T}$ to each (hollowed) ball B , called the conflict set of B , such that for any two intersecting (hollowed) balls B and B' , $\mathcal{C}(B) \cap \mathcal{C}(B') = \emptyset$. Furthermore, we use properties of the locally connected hierarchy to ensure that for each (hollowed) ball B , there are $\Omega(k)$ edge-disjoint paths, supported on the vertices of G in $\mathcal{C}(B)$, crossing B .

In the rest of this section we construct a geometric sequence of bags of balls such that the sum of the radii of balls in the sequence is at least the numerator of [\(25\)](#) up to $\text{polylog}(k, 1/\lambda)$ factors (see [Proposition 6.15](#) for the final result of this section). First, in [Subsection 6.1](#) we prove a technical lemma; we show that if the average projection of a set F of edges on U is “comparable” to the average squared norm of these edges, then we can construct a large number of disjoint balls centered at the endpoints of edges of F . We use this technical lemma to show that we can reduce the average effective resistance of a set F of edges of any k -edge-connected graph to $\tilde{O}(1/k)$. Then, in [Subsection 6.2](#) we group these balls into several bags of balls. Finally, in [Subsection 6.3](#) we partition the edges of G into parts that have similar projections onto U and for each part we use the result of [Subsection 6.2](#) to find a family of bags of balls. Putting these families together we obtain a geometric sequence of families of bags of balls.

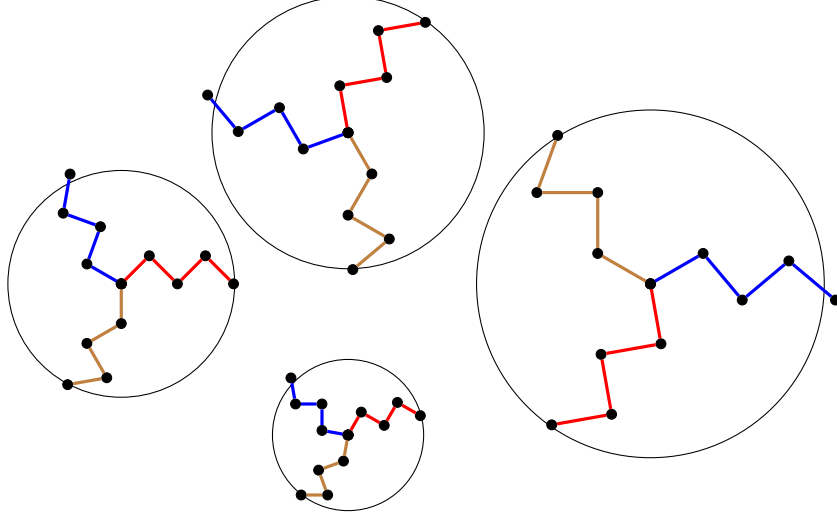


Figure 7: Sets of k edge-disjoint paths in disjoint L_1 balls.

6.1 Construction of Disjoint L_1 Balls

In this section we prove the following proposition; although we do not directly use this proposition in the proof of our main technical theorem, we do use the main tool of the proof, [Lemma 6.4](#), as one of the key components of the proof for the main technical theorem.

Proposition 6.3. *For any k -edge-connected graph $G = (V, E)$ and any set $F \subseteq E$, there is a PD shortcut matrix D that reduces the average effective resistance of the edges of F to $\tilde{O}(1/k)$.*

By [Lemma 5.1](#) it is enough to show that for any $X \in \{0, 1\}^{h \times V}$ and any semiorthogonal matrix $U \in \mathbb{R}^{E \times h}$,

$$\frac{\frac{1}{|F|} \left(\sum_{e \in F} \langle U^e, \mathbf{X}_e \rangle \right)^2}{\sum_{e \in E} \|\mathbf{X}_e\|^2} = \frac{(\mathbb{E}_{e \sim F} \langle U^e, \mathbf{X}_e \rangle)^2}{\frac{1}{|F|} \sum_{e \in E} \|\mathbf{X}_e\|^2} \leq \tilde{O}(1/k).$$

Let $Y = UX$ and $\mathbf{Y} = Y\mathcal{X} = UX\mathcal{X}$. Note that since U is semiorthogonal, $\|\mathbf{Y}_e\|^2 \leq \|\mathbf{X}_e\|^2$ for all e . Without loss of generality assume that

$$\frac{(\mathbb{E}_{e \sim F} \mathbf{Y}_{e,e})^2}{\mathbb{E}_{e \sim F} \|\mathbf{Y}_e\|^2} \geq \alpha,$$

for $\alpha = \text{polylog}(k)/k$; otherwise we are done. In the following lemma we show that assuming the above inequality we can construct b disjoint L_2^2 balls of radius r centered at the vertices of the endpoints of edges of F such that

$$r \cdot b \geq \frac{\alpha^\epsilon}{\text{poly}(\epsilon)} \cdot (\mathbb{E}_{e \sim F} \mathbf{Y}_{e,e})^2 |F|.$$

On the other hand, since these balls are disjoint, by [Fact 6.2](#),

$$r \cdot b \leq \frac{1}{k} \sum_{e \in E} \|\mathbf{X}_e\|^2.$$

Note that we really need to apply [Fact 6.2](#) to balls in the space of X_v 's, since Y_v 's do not necessarily satisfy the triangle inequality. However, given disjoint balls centered around Y_v 's, one can take the same balls around the corresponding X_v 's and they will remain disjoint, since U , the mapping from X_v to Y_v , is a contraction.

Now, the above proposition simply follows by the above two inequalities for $\epsilon = \log k / \log \log k$.

Lemma 6.4. *Given $F \subseteq E$ and a mapping $Y \in \mathbb{R}^{E \times V}$ such that*

$$\Upsilon := \left(\mathbb{E}_{e \sim F} \mathbf{Y}_{e,e} \right)^2 \geq \alpha \cdot \mathbb{E}_{e \sim F} \|\mathbf{Y}_e\|_2^2, \quad (26)$$

for some $\alpha > 0$, for any $0 < \epsilon < 1/2$, there are b disjoint L_2^2 balls B_1, \dots, B_b with radius r such that the center of each ball is an endpoint of an edge in F , $b \geq \alpha|F|/C_1(\epsilon)$, and

$$r \cdot b \geq \frac{\alpha^\epsilon \cdot \Upsilon \cdot |F|}{C_1(\epsilon)},$$

where $C_1(\epsilon)$ is a polynomial function of $1/\epsilon$.

Before getting to the proof of the lemma, let us give an intuitive description of the statement of the lemma. The extreme case is for $\alpha \approx 1$. Observe that the inequality (26) enforces a very strong assumption on the mapping \mathbf{Y} . Since for any edge e , $\mathbf{Y}_{e,e} \leq \|\mathbf{Y}_e\|$, and $\alpha \approx 1$, the following two conditions must hold for \mathbf{Y} :

- i) For most edges $e \in F$, $\mathbf{Y}_{e,e} \approx \|\mathbf{Y}_e\|$,
- ii) For most pairs of edges $e, f \in F$, $\|\mathbf{Y}_e\| \approx \|\mathbf{Y}_f\|$.

The above two conditions essentially imply that the vectors $\{\mathbf{Y}_e\}_{e \in F}$ form an orthonormal basis up to normalizing the size of the vectors. It is an exercise to see that in this case one can select $\Omega(|F|)$ many L_2^2 balls of radius $\Omega(\Upsilon)$ around the endpoints of the edges in F ; one can show that greedily picking balls that do not intersect each other works.

Our proof can be interpreted as a robust version of this argument.

Proof of Lemma 6.4. For a radius $r > 0$, run the following greedy algorithm. Scan the endpoints of the edges in an arbitrary order; for each point Y_u , if the L_2^2 ball $B(Y_u, r)$ doesn't touch the balls that we have already selected, select $B(Y_u, r)$. Suppose we manage to select b balls. We say the algorithm succeeds if both of the lemma's conclusions are satisfied. In the rest of the proof we show that this algorithm always succeeds for some value of r .

Without loss of generality, in the rest of the proof we drop the columns of \mathbf{Y} corresponding to edges $e \notin F$ and their corresponding rows and we assume $Y \in \mathbb{R}^{F \times F}$. Note that by removing the rows, we are decreasing $\|\mathbf{Y}\|_F^2$, but this only weakens the assumption of the lemma. Let $\sigma_1 \geq \sigma_2 \geq \dots \geq \sigma_{|F|}$ be the singular values of \mathbf{Y} . We can rewrite the assumption of the lemma as follows:

$$\left(\frac{1}{|F|} \sum_i \sigma_i \right)^2 \geq \left(\frac{\text{Tr}(\mathbf{Y})}{|F|} \right)^2 = (\mathbb{E}_{e \sim F} \mathbf{Y}_{e,e})^2 \geq \alpha \cdot \mathbb{E}_{e \sim F} \|\mathbf{Y}_e\|^2 = \frac{\alpha}{|F|} \|\mathbf{Y}\|_F^2 = \frac{\alpha}{|F|} \sum_{i=1}^{|F|} \sigma_i^2. \quad (27)$$

The first inequality follows by [Lemma 2.5](#). Note that, for $\alpha = 1$, the LHS is always less than or equal to the RHS by the Cauchy-Schwarz inequality with equality happening only when $\sigma_1 = \dots = \sigma_{|F|}$. So, for large α the above inequality can be seen as a reverse Cauchy-Schwarz inequality.

In the next claim, we show that if the above algorithm finds a “small number” b of balls for a choice of r , this means that $\sigma_b, \dots, \sigma_{|F|}$ are significantly smaller than $\sigma_1, \dots, \sigma_{b-1}$. In the succeeding claim we use the above reverse Cauchy-Schwarz inequality to show that this is impossible.

Claim 6.5. *Given $r > 0$, suppose that the greedy algorithm finds b disjoint balls of radius r . Then*

$$r \geq \frac{1}{16|F|} \sum_{i=b}^{|F|} \sigma_i^2.$$

Proof. We construct a low-rank matrix $C \in \mathbb{R}^{F \times F}$. Then, we use [Theorem 2.6](#) to prove the claim. Let Y_{w_1}, \dots, Y_{w_b} be the centers of the chosen balls. Then, for any endpoint v of an edge in F , let $c(v)$ be the closest center to Y_v , i.e.,

$$c(v) := \operatorname{argmin}_{w_i} \|Y_{w_i} - Y_v\|_2^2$$

We construct a matrix $C \in \mathbb{R}^{F \times F}$ such that the e -th column of C is defined as follows: say the $\{u, v\}$ -th column of \mathbf{Y} is $Y_u - Y_v$ for $\{u, v\} \in F$; we let the $\{u, v\}$ -th column of C be $Y_{c(u)} - Y_{c(v)}$. By definition, $\operatorname{rank}(C) \leq b - 1$, since C 's columns are a subset of the differences between b points.

First, notice that

$$\begin{aligned} \|\mathbf{Y} - C\|_F^2 &= \sum_{\{u,v\} \in F} \|(Y_u - Y_v) - (Y_{c(u)} - Y_{c(v)})\|_2^2 \\ &\leq \sum_{\{u,v\} \in F} (\|Y_u - Y_{c(u)}\|_2 + \|Y_v - Y_{c(v)}\|_2)^2 \\ &\leq \sum_{\{u,v\} \in F} 2\|Y_u - Y_{c(u)}\|_2^2 + 2\|Y_v - Y_{c(v)}\|_2^2 \leq 16r \cdot |F|, \end{aligned}$$

where the first inequality follows by the triangle inequality and the last inequality follows by the definition of greedy algorithm; in particular, for any point v , in the worst case there is a point p in the L_2^2 ball about $c(v)$ such that $\|p - Y_v\|^2 < r$, so

$$(\|Y_v - Y_{c(v)}\|_2)^2 \leq (\|Y_v - p\| + \|Y_{c(v)} - p\|)^2 \leq (\sqrt{r} + \sqrt{r})^2 \leq 4r.$$

Now by [Theorem 2.6](#),

$$16r \cdot |F| \geq \|\mathbf{Y} - C\|_F^2 \geq \sum_{i=b}^{|F|} \sigma_i^2.$$

where the second inequality uses the fact that $\operatorname{rank}(C) \leq b - 1$. □

All we need to show is that there is a value of $b \geq \alpha|F|/C_1(\epsilon)$ such that $\frac{b}{16|F|} \sum_{i=b}^{|F|} \sigma_i^2 \geq \frac{\alpha^\epsilon \Upsilon \cdot |F|}{C_1(\epsilon)}$.

Claim 6.6. *There is a universal function $C_1(\epsilon)$ that is polynomial in $1/\epsilon$ such that for any $0 < \epsilon \leq 1$ there is an integer $b \geq \alpha|F|/C_1(\epsilon)$ such that*

$$\frac{b}{16|F|} \sum_{i=b}^{|F|} \sigma_i^2 \geq \frac{\alpha^\epsilon \cdot \Upsilon \cdot |F|}{C_1(\epsilon)}.$$

Proof. Let us first prove the claim for $\epsilon = 1$; this special case reveals the meat of the argument. We show the claim holds for $b = \alpha|F|/4$. By the Cauchy-Schwarz inequality,

$$\begin{aligned} \left(\frac{1}{|F|} \sum_{i=1}^{|F|} \sigma_i \right)^2 &\leq 2 \left(\frac{1}{|F|} \sum_{i=1}^{b-1} \sigma_i \right)^2 + 2 \left(\frac{1}{|F|} \sum_{i=b}^{|F|} \sigma_i \right)^2 \\ &\leq \frac{2b}{|F|^2} \sum_{i=1}^{b-1} \sigma_i^2 + \frac{2}{|F|} \sum_{i=b}^{|F|} \sigma_i^2 \\ &= \frac{\alpha}{2|F|} \sum_{i=1}^{b-1} \sigma_i^2 + \frac{8b}{\alpha|F|^2} \sum_{i=b}^{|F|} \sigma_i^2 \leq \frac{1}{2} \left(\frac{1}{|F|} \sum_{i=1}^{|F|} \sigma_i \right)^2 + \frac{8b}{\alpha|F|^2} \sum_{i=b}^{|F|} \sigma_i^2. \end{aligned}$$

where the equality uses the definition of b and the last inequality uses (27). Therefore,

$$\frac{\Upsilon}{2} \leq \frac{1}{2} \left(\frac{1}{|F|} \sum_{i=1}^{|F|} \sigma_i \right)^2 \leq \frac{8b}{\alpha|F|^2} \sum_{i=b}^{|F|} \sigma_i^2,$$

where the first inequality uses another application of (27). This proves the claim for $\epsilon = 1$ and $C_1(\epsilon) \leq 1/256$.

Now, we prove the claim for $\epsilon < 1$. Let $b_0 \geq \frac{\alpha|F|}{C_1(\epsilon)}$ be an integer that we fix later. Let $z := \max_{b \geq b_0} \frac{b}{16|F|} \sum_{i=b}^{|F|} \sigma_i^2$. To prove the claim, it is enough to lower bound z . First, by the definition of z , for all $b \geq b_0$,

$$\frac{z}{|F|^\epsilon \cdot b^{1-\epsilon}} \geq \frac{b^\epsilon}{16|F|^{1+\epsilon}} \sum_{i=b}^{|F|} \sigma_i^2. \quad (28)$$

On the other hand, by (27),

$$\frac{1}{|F|} \cdot \sum_{i=1}^{|F|} \sigma_i^2 \leq \Upsilon/\alpha. \quad (29)$$

Let $\beta > 0$ be a parameter that we fix later. Summing up (28) for all $b_0 \leq b \leq |F|$ and β times (29), we get

$$\sum_{i=1}^{|F|} \left(\beta + \frac{\int_{x=b_0-1}^i (x-1)^\epsilon dx}{16|F|^\epsilon} \right) \cdot \frac{\sigma_i^2}{|F|} \leq \frac{\beta \cdot \Upsilon}{\alpha} + \frac{z}{|F|^\epsilon} \int_{x=b_0}^{|F|} \frac{dx}{(x-1)^{1-\epsilon}}.$$

Note that the integral on the LHS lower-bounds $\sum_{b_0 \leq b \leq i-1} b^\epsilon$ and the integral on the RHS upper-bounds $\sum_{b_0 \leq b < |F|} 1/b^{1-\epsilon}$. So,

$$\sum_{i=1}^{|F|} \left(\beta + \frac{[(i-1)^{1+\epsilon} - (b_0-1)^{1+\epsilon}]_+}{32|F|^\epsilon} \right) \cdot \frac{\sigma_i^2}{|F|} \leq \frac{\beta \cdot \Upsilon}{\alpha} + \frac{z}{|F|^\epsilon} \cdot \frac{(|F|-1)^\epsilon}{\epsilon} \leq \frac{\beta \cdot \Upsilon}{\alpha} + \frac{z}{\epsilon}. \quad (30)$$

where for $x \in \mathbb{R}$, $[x]_+ = \max\{x, 0\}$.

Therefore, by (27) and Cauchy-Schwarz,

$$\begin{aligned} \Upsilon &\leq \left(\frac{1}{|F|} \cdot \sum_{i=1}^{|F|} \sigma_i \right)^2 \leq \left(\sum_{i=1}^{|F|} \left(\beta + \frac{[(i-1)^{1+\epsilon} - (b_0-1)^{1+\epsilon}]_+}{32|F|^\epsilon} \right) \frac{\sigma_i^2}{|F|} \right) \cdot \left(\sum_{i=1}^{|F|} \frac{1/|F|}{\beta + \frac{[(i-1)^{1+\epsilon} - (b_0-1)^{1+\epsilon}]_+}{32|F|^\epsilon}} \right) \\ &\leq \left(\frac{\beta \cdot \Upsilon}{\alpha} + \frac{z}{\epsilon} \right) \cdot \frac{32(3+1/\epsilon)}{\beta^{\frac{\epsilon}{1+\epsilon}} |F|^{\frac{1}{1+\epsilon}}}. \end{aligned} \quad (31)$$

To see the last inequality we need to do some algebra. The first term on the RHS follows from (30). We obtain the second term in the last inequality by choosing $b_0 = 1 + \beta^{\frac{1}{1+\epsilon}} |F|^{\frac{\epsilon}{1+\epsilon}}$; later we will choose $\beta, C_1(\epsilon)$ making sure that $b_0 \geq \alpha |F| / C_1(\epsilon)$. In particular,

$$\begin{aligned} \sum_{j=1}^{|F|} \frac{1/|F|}{\beta + \frac{[(j-1)^{1+\epsilon} - (b_0-1)^{1+\epsilon}]_+}{32|F|^\epsilon}} &\leq \frac{b_0-1}{\beta |F|} + \sum_{i=1}^{\infty} \sum_{j=(b_0-1)i^{1/(1+\epsilon)}+1}^{(b_0-1)(i+1)^{1/(1+\epsilon)}} \frac{32}{i \cdot \beta \cdot |F|} \\ &\leq \frac{b_0-1}{\beta \cdot |F|} \left(1 + \sum_{i=1}^{\infty} \frac{32}{i^{\frac{1+2\epsilon}{1+\epsilon}}} \right) \leq \frac{32(3+1/\epsilon)(b_0-1)}{\beta |F|} \leq \frac{32(3+1/\epsilon)}{\beta^{\frac{\epsilon}{1+\epsilon}} |F|^{\frac{1}{1+\epsilon}}}, \end{aligned}$$

where in the first inequality we used $b_0 \geq 1 + \beta^{\frac{1}{1+\epsilon}} |F|^{\frac{\epsilon}{1+\epsilon}}$, in second inequality we used $(i+1)^{\frac{1}{1+\epsilon}} - i^{\frac{1}{1+\epsilon}} = i^{\frac{1}{1+\epsilon}} \left((1+1/i)^{\frac{1}{1+\epsilon}} - 1 \right) \leq i^{\frac{-\epsilon}{1+\epsilon}}$, and in the last inequality we used $b_0 \leq 1 + \beta^{\frac{1}{1+\epsilon}} |F|^{\frac{\epsilon}{1+\epsilon}}$.

Now, the claim follows directly from (31). Letting $\beta = \frac{\alpha^{1+\epsilon} |F|}{(192+64/\epsilon)^{1+\epsilon}}$, we obtain,

$$z \geq \frac{\epsilon \cdot \beta^{\frac{\epsilon}{1+\epsilon}} \cdot |F|^{\frac{1}{1+\epsilon}} \cdot \Upsilon}{32(3+1/\epsilon)} - \frac{\epsilon \cdot \beta \cdot \Upsilon}{\alpha} \geq \frac{\alpha^\epsilon \cdot \Upsilon \cdot |F|}{(192/\epsilon + 64/\epsilon^2)^{1+\epsilon}}.$$

The claim follows by letting $C_1(\epsilon) = (192/\epsilon + 64/\epsilon^2)^{1+\epsilon}$, and noting $b_0 = 1 + \beta^{\frac{1}{1+\epsilon}} |F|^{\frac{\epsilon}{1+\epsilon}} \geq \alpha |F| / C_1(\epsilon)$. \square

Observe that the above claim implies [Lemma 6.4](#). It is sufficient to run the greedy algorithm with the infimum value of r such that the greedy algorithm returns at most b balls. \square

6.2 Construction of Bags of Balls

In this subsection we will state the main result of this section, [Proposition 6.15](#), and we give a high-level overview of the proof of [Theorem 6.1](#). Before that we need to define several combinatorial objects called bags of balls.

To prove [Theorem 6.1](#) we would like to follow a path similar to the proof of [Proposition 6.3](#), i.e., we would like to construct disjoint L_1 balls B_1, B_2, \dots centered at the vertices of G of radius r_1, r_2, \dots such that

$$\sum_i r_i \gtrsim \sum_{t \in T} \frac{1}{|\mathcal{O}(t)|} \left(\sum_{e \in \mathcal{O}(t)} \langle U^e, \mathbf{x}_e \rangle \right)^2, \quad (32)$$

and then use a variant of [Fact 6.2](#). This approach completely fails for the example of [Figure 4](#) as we will show next.

Example 6.7. Let G be a modification of the graph of [Figure 4](#) with $n = 2^h + 1$ vertices we remove all long edges of length $2^i \leq h$, and we shift all edges of length $2^i > h$ by i to the right, i.e., if we replace an edge $\{j \cdot 2^i, (j+1) \cdot 2^i\}$ with $\{i + j \cdot 2^i, i + (j+1) \cdot 2^i\}$. It is easy to see that in this new graph the degree of every vertex is at most $O(k)$.

Let X_0, X_1, \dots, X_{2^h} be the embedding of G where $X_i = \mathbf{1}_{[i]}$ and U be the semiorthogonal matrix we constructed in [Theorem 5.3](#). Suppose T has all vertices of G , i.e., we are minimizing the average effective resistance of all degree cuts. If we follow the approach in the previous section, to prove [\(25\)](#), we need to construct disjoint L_1 balls B_1, B_2, \dots , with radii r_1, r_2, \dots such that

$$\sum_i r_i \gtrsim \sum_{v \in V} \frac{1}{d(v)} \left(\sum_{e \in E(v, V - \{v\})} \langle U^e, \mathbf{X}_e \rangle \right)^2.$$

It follows that for the particular choice of X, U the RHS is about

$$\frac{n \log n}{\max_v d(v)} \gtrsim \frac{n \log n}{k} \gg n,$$

for $k \ll \log n$. Unfortunately, for any set of disjoint L_1 balls centered at vertices of G we have $\sum_i r_i \leq n$. So, it is impossible to prove [\(32\)](#) for $k \ll \log n$ using disjoint balls.

We will deviate from the approach of the previous section in two ways. First, the balls that we construct have different radii, in fact the radii of the balls form a geometrically decreasing sequence with a sufficiently large $\text{poly}(k)$ decreasing factor; secondly, only the balls of the same radii are disjoint, but a small ball can completely lie inside a bigger ball.

To construct these balls we will group the edges of G based on their lengths into $\log(n)$ buckets and we apply [Lemma 6.4](#) to each bucket separately; we actually have a more complicated bucketing because we want to make sure that any two edges e, f in one bucket satisfy $\langle U^e, \mathbf{X}_e \rangle \approx \langle U^f, \mathbf{X}_f \rangle$ and $\|\mathbf{X}_e\| \approx \|\mathbf{X}_f\|$.

Since the balls that we construct are not disjoint we can no longer use the simple charging argument of [Fact 6.2](#). Instead, we partition the set of balls of each radii into bags. The balls of a bag must satisfy certain properties that we describe next. These properties of bags of balls will be crucially used in [Section 7](#) to lower bound $\sum_e \|\mathbf{X}_e\|_1$.

Definition 6.8 (Bag of Balls). A bag of balls, Bag , is a set of disjoint L_1 balls of equal radii such that the center of each ball is a point X_v for some $v \in V$. A bag of balls is of type (δ) if each ball in the bag has radius δ . A bag of balls is of type (δ, Δ) if in addition to above, the maximum L_1 distance between the centers of the balls in the bag is at most Δ ,

$$\max_{B(X_v, \delta), B(X_u, \delta) \in \text{Bag}} \|X_v - X_u\|_1 \leq \Delta. \quad (33)$$

We write $|\text{Bag}|$ to denote the number of balls in Bag .

Definition 6.9 (Compact Bag of Balls). For $\beta > 0$, a bag of balls, Bag , with type (δ, Δ) is β -compact if $|\text{Bag}| \geq 2$ and

$$\beta \cdot \Delta \leq |\text{Bag}| \cdot \delta. \quad (34)$$

It follows from the definition that for any compact bag of balls of type (δ, Δ) , $\Delta \geq 2\delta$.

Definition 6.10 (Assigned Bag of Balls). *For a locally connected hierarchy \mathcal{T} and $\beta > 0$, a bag of balls, Bag , with type (δ) is β -assigned to a node $t \in \mathcal{T}$, if*

$$\beta \cdot |\mathcal{O}(t)| \leq |\text{Bag}|, \quad (35)$$

and for each ball $B(X_u, \delta) \in \text{Bag}$, $u \in V(t)$ and there is an edge $\{u, v\} \in \mathcal{O}(t)$ such that $\|X_u - X_v\|_1 < \delta$.

We use the convention of writing Bag_t for a bag of balls assigned to a node t .

In [Section 7](#) we will show that β -compact bags of balls with $\beta \geq C$ and β -assigned bags of balls with $\beta \geq C'/k$ for some universal constants C, C' are enough to lower-bound the denominator of [\(25\)](#).

In general, compact bags of balls are significantly easier to handle than assigned bags of balls. Roughly speaking, given a number of compact bag of balls we can use the compactness property to “carve” them into disjoint *hollowed* balls such that the sum of the widths of the hollowed balls is at least a constant fraction of the sum of the original radii; then we use an argument analogous to [Fact 6.2](#) to lower bound the denominator (see [Subsection 7.1](#) for the details).

On the other hand, it is impossible to construct disjoint (hollowed) balls out of a given number of assigned bags of balls without losing too much on the sum of the widths. Instead of restricting the (hollowed) balls to be disjoint, in the technical proof presented in [Subsection 7.2](#), we label the balls of each bag with the node of the locally connected hierarchy to which it is assigned. We construct a conflict set, $\mathcal{C}(B)$, by looking at the subtree rooted at the label of B , and pruning some of its subtrees. We carve the balls and modify the labels in such a way that, in the end, for any two intersecting balls, the conflict sets are disjoint. Then, to charge the denominator, we use the fact that for any node t , $G(t)$ is k -edge-connected and thus in any of the remaining balls, we can find $\Omega(k)$ edge-disjoint paths contained in $G(t)$; this argument does not overcharge the edges, because throughout the construction we make sure that these edge-disjoint paths are routed through $\mathcal{C}(B)$.

Definition 6.11 (Family of Bags of Balls). *A family of bags of balls, FBag , is a set of bags of balls of the same type such that all balls in all bags are disjoint. We say a family of compact bags of balls has type (δ, Δ) if all bags in the family have type (δ, Δ) . For a locally connected hierarchy, \mathcal{T} , and $T \subseteq \mathcal{T}$, we say a family of assigned bags of balls has type (δ, T) if the bags in the family are assigned to distinct nodes of T .*

We abuse notation and write a ball $B \in \text{FBag}$ if there is a $\text{Bag} \in \text{FBag}$ such that $B \in \text{Bag}$. Note that two distinct bags in FBag may have unequal numbers of balls.

To upper-bound the value of the dual we need to find a sequence of families of bags of balls with geometrically decreasing radii.

Definition 6.12 (Geometric Sequence of Assigned Bags of Balls). *For a locally connected hierarchy, \mathcal{T} , a λ -geometric sequence of families of assigned bags of balls is a sequence $\text{FBag}_1, \text{FBag}_2, \dots$ such that FBag_i has type (δ_i, T_i) where T_1, T_2, \dots are disjoint subsets of nodes of \mathcal{T} and for all $i \geq 1$,*

$$\delta_i \cdot \lambda > \delta_{i+1}.$$

Definition 6.13 (Geometric Sequence of Compact Bags of Balls). *A λ -geometric sequence of families of compact bags of balls is defined respectively as a sequence $\text{FBag}_1, \text{FBag}_2, \dots$, such that FBag_i has type (δ_i, Δ_i) , and for all $i \geq 1$,*

$$\delta_i \cdot \lambda > \Delta_{i+1}.$$

Now, we are ready to describe the main result of this section. Let us justify the assumption of the [Proposition 6.15](#).

Definition 6.14 (α -bad Nodes). *We say a node $t \in \mathcal{T}$ is α -bad if*

$$(\mathbb{E}_{e \sim \mathcal{O}(t)} \langle U^e, \mathbf{X}_e \rangle)^2 \geq \alpha \cdot \mathbb{E}_{e \sim \mathcal{O}(t)} \|\mathbf{X}_e\|^2. \quad (36)$$

First, observe that if there is no bad node in T , then we are done with [Theorem 6.1](#). So, to prove [Theorem 6.1](#) the only thing that we need to upper bound the contribution of the bad nodes in the numerator. In the following proposition, we construct a λ -geometric sequence of bags of balls such that the sum of the radii of all balls in the sequence is at least

$$\frac{1}{\text{polylog}(k, 1/\lambda)} \sum_{t \text{ is } \alpha\text{-bad}} \frac{1}{|\mathcal{O}(t)|} \left(\sum_{e \in \mathcal{O}(t)} \langle U^e, \mathbf{X}_e \rangle \right)^2.$$

Note that, we construct a geometric sequence of families of either compact or assigned bags of balls.

Proposition 6.15. *Given a locally connected hierarchy \mathcal{T} of G and a set $T \subseteq \mathcal{T}$ of α -bad nodes, for any $\beta > 1$, $\epsilon < 1/3$, and $\lambda < 1$, if α is sufficiently small such that $(\alpha/C_2(\alpha))^\epsilon \lesssim \frac{1}{\beta \cdot C_1(\epsilon)}$, then one of the following holds:*

1. *There is a λ -geometric sequence of families of β -compact bags of balls $\text{FBag}_1, \text{FBag}_2, \dots$, where FBag_i has type (δ_i, Δ_i) such that*

$$\frac{(\alpha/C_2(\alpha))^\epsilon}{\beta C_1(\epsilon) C_2(\alpha) \cdot |\log(\lambda \text{poly}(\alpha))|} \cdot \sum_{t \in T} \frac{1}{|\mathcal{O}(t)|} \left(\sum_{e \in \mathcal{O}'(t)} \langle U^e, \mathbf{X}_e \rangle \right)^2 \leq \sum_i \sum_{\text{Bag} \in \text{FBag}_i} \delta_i \cdot |\text{Bag}|. \quad (37)$$

2. *There is a λ -geometric sequence of families of $(\alpha/C_2(\alpha))^{1+2\epsilon}$ -assigned bags of balls $\text{FBag}_1, \text{FBag}_2, \dots$, where FBag_i has type (δ_i, S_i) such that*

$$\frac{(\alpha/C_2(\alpha))^\epsilon}{\beta C_1(\epsilon) C_2(\alpha) |\log(\lambda \text{poly}(\alpha))|} \cdot \sum_{t \in T} \frac{1}{|\mathcal{O}(t)|} \left(\sum_{e \in \mathcal{O}'(t)} \langle U^e, \mathbf{X}_e \rangle \right)^2 \leq \sum_i \sum_{\text{Bag} \in \text{FBag}_i} \delta_i \cdot |\text{Bag}|. \quad (38)$$

Here, C_1 is the polynomial function that we defined in [Lemma 6.4](#) and C_2 is a polylogarithmic function that we will define in [Lemma 6.19](#).

In the proof of [Theorem 6.1](#), we invoke the above proposition for $\alpha = \text{polylog}(k)/k$, $\epsilon = \log k / \log \log k$, and $\lambda = 1/\text{poly}(k)$.

In the rest of this section, we prove the above proposition using [Lemma 6.4](#). We do this in two intermediate steps. In the first step we extract a $1/\text{polylog}(\alpha)$ -dominating 2-homogeneous set $\mathcal{O}'(t)$ of edges in each $\mathcal{O}(t)$ for any bad node t according to the following definitions.

Definition 6.16 (Homogeneous Edges). *For $c > 1$, we say a set $F \subseteq E$ of edges is c -homogeneous if for any two edges $e, f \in F$,*

$$\frac{\langle U^e, \mathbf{X}_e \rangle^2}{\langle U^f, \mathbf{X}_f \rangle^2} < c \text{ and } \frac{\|\mathbf{X}_e\|_2^2}{\|\mathbf{X}_f\|_2^2} < c.$$

Definition 6.17 (Dominating Subset). For a node $t \in \mathcal{T}$ a set $\mathcal{O}'(t) \subseteq \mathcal{O}(t)$ is called γ -dominating if

$$\left(\sum_{e \in \mathcal{O}'(t)} \langle U^e, \mathbf{X}_e \rangle \right)^2 \geq \gamma \cdot \left(\sum_{e \in \mathcal{O}(t)} \langle U^e, \mathbf{X}_e \rangle \right)^2.$$

The term dominating refers to the fact that the set $\mathcal{O}'(t)$ essentially captures the contribution of the edges of $\mathcal{O}(t)$ to the numerator.

Then, we group the bad nodes into sets T_i such that the set $\cup_{t \in T_i} \mathcal{O}'(t)$ is homogeneous for all i . In the second step, we use [Lemma 6.4](#) to construct bags of balls for a give group of homogeneous edges. We postpone the first step to the next subsection.

Lemma 6.18. Given a locally connected hierarchy \mathcal{T} of G , a set $T \subseteq \mathcal{T}$ of α -bad nodes, and γ -dominating sets $\mathcal{O}'(t) \subseteq \mathcal{O}(t)$ for each $t \in T$ such that $\cup_{t \in T} \mathcal{O}'(t)$ is 4-homogeneous, for any $0 < \epsilon < 1/2$ and $\beta > 1$, if α, γ are sufficiently small such that $(\alpha \cdot \gamma)^\epsilon \lesssim \frac{1}{\beta \cdot C_1(\epsilon)}$, then one of the following holds:

1. There is a family of β -compact bags of balls with type (δ, Δ) , FBag , such that

$$\sum_{t \in T} \frac{1}{|\mathcal{O}(t)|} \left(\sum_{e \in \mathcal{O}'(t)} \langle U^e, \mathbf{X}_e \rangle \right)^2 \lesssim \frac{C_1(\epsilon)}{(\alpha \cdot \gamma)^\epsilon} \sum_{\text{Bag} \in \text{FBag}} \delta \cdot |\text{Bag}|. \quad (39)$$

2. There is a family of $(\alpha \cdot \gamma)^{1+2\epsilon}$ -assigned bags of balls with type (δ, S) , FBag , and $S \subseteq T$ such that

$$\sum_{t \in T} \frac{1}{|\mathcal{O}(t)|} \cdot \left(\sum_{e \in \mathcal{O}'(t)} \langle U^e, \mathbf{X}_e \rangle \right)^2 \lesssim \frac{\beta C_1(\epsilon)}{(\alpha \cdot \gamma)^\epsilon} \sum_{\text{Bag} \in \text{FBag}} \delta \cdot |\text{Bag}|. \quad (40)$$

where in both cases $\delta, \Delta = \min_{e \in \mathcal{O}'(t), t \in T} \langle U^e, X_e \rangle^2$ up to an $O(\alpha \cdot \gamma)$ factor.

Proof. Let,

$$\begin{aligned} F &:= \cup_{t \in T} \mathcal{O}'(t), \\ c_1 &:= \min_{e \in F} \langle U^e, \mathbf{X}_e \rangle^2, \\ c_2 &:= \max_{e \in F} \|\mathbf{X}_e\|_2^2, \\ N &:= \left| \cup_{t \in T} \mathcal{O}(t) \right|, \\ N' &:= \left| \cup_{t \in T} \mathcal{O}'(t) \right| = |F|. \end{aligned}$$

Note that $N \geq N'$ by definition. First, we show that the edges in F satisfy the assumption of [Lemma 6.4](#) with α replaced by $\asymp \alpha \gamma N / N'$. Then, we invoke [Lemma 6.4](#) and we obtain many disjoint balls \mathcal{A} such that the sum of their radii is comparable to LHS of (39) or (40) (see (45)). Then, we greedily construct a new set \mathcal{B} of disjoint large balls of radii $\Delta \geq c_2$. If $|\mathcal{B}|$ is small, we can partition the balls of \mathcal{A} into compact bags of balls; otherwise, we use balls of \mathcal{B} to construct assigned bags of balls.

First, observe that,

$$\begin{aligned}
c_1 \cdot N' &\gtrsim \sum_{t \in T} \frac{1}{|\mathcal{O}(t)|} \left(\sum_{e \in \mathcal{O}'(t)} \langle U^e, \mathbf{X}_e \rangle \right)^2 \geq \sum_{t \in T} \frac{\gamma}{|\mathcal{O}'(t)|} \left(\sum_{e \in \mathcal{O}(t)} \langle U^e, \mathbf{X}_e \rangle \right)^2 \\
&\geq \sum_{t \in T} \gamma \cdot \alpha \cdot \sum_{e \in \mathcal{O}(t)} \|\mathbf{X}_e\|^2 \\
&\geq \alpha \cdot \gamma \cdot N \cdot c_2.
\end{aligned} \tag{41}$$

where the first inequality follows by 4-homogeneity of F , the second inequality uses the fact that each $\mathcal{O}'(t)$ is γ -dominating, the third inequality uses that each node t is α -bad, and the last inequality again uses the 4-homogeneity of F . This is the only place in the proof that we use $t \in T$ is α -bad and $\mathcal{O}'(t)$ is γ -dominating. By the above equation we can choose $\tilde{\alpha} \asymp \alpha\gamma N/N'$ such that

$$\left(\mathbb{E}_{e \sim F} \langle U^e, \mathbf{X}_e \rangle \right)^2 \geq \tilde{\alpha} \cdot \mathbb{E}_{e \sim F} \|\mathbf{X}_e\|_2^2.$$

Throughout the proof we use that $\tilde{\alpha} \gtrsim \alpha\gamma$. Let $Y_v := UX_v$ for all $v \in V$. Since U is semiorthogonal, for each pair u, v

$$\|Y_u - Y_v\|_2^2 \leq \|X_u - X_v\|_2^2 = \|X_u - X_v\|_1.$$

Applying [Lemma 6.4](#) to Y and F , we obtain a family \mathcal{A} of b disjoint L_2^2 balls with radius δ such that

$$b \geq \frac{\tilde{\alpha} N'}{C_1(\epsilon)}, \tag{42}$$

and

$$\delta \cdot b \geq \frac{\tilde{\alpha}^\epsilon \cdot N' \cdot c_1}{C_1(\epsilon)}. \tag{43}$$

Now, we extract *disjoint* L_1 balls in the space of $\{X_v\}_{v \in V}$ with radius δ out of balls in \mathcal{A} . Balls in \mathcal{A} correspond to L_2^2 balls in the X embedding. Since U is a contraction operator, these L_2^2 balls are disjoint in the X embedding. Now, L_2^2 balls with radius δ are L_2 balls with radius $\sqrt{\delta}$, so the L_2^2 distance between the centers of any two balls is at least 4δ . Since X is a cut metric, the L_2^2 distance between centers is the same as their L_1 distance, so L_1 balls with radius δ around the same centers are disjoint (in fact radius 2δ works as well). So, by abusing notation we let \mathcal{A} be the L_1 balls in the X embedding.

Next, we construct the large balls. Let

$$V'(t) = \{u \in V(t) : \exists \{u, v\} \in \mathcal{O}'(t)\}$$

be the endpoints of edges of $\mathcal{O}'(t)$ that are in $V(t)$. Also, let $V' = \cup_{t \in T} V'(t)$. Let \mathcal{B} be a maximal family of disjoint L_1 balls of radius Δ on the points in V' for $\Delta := \max\{\delta, c_2\}$. To construct \mathcal{B} , we scan the points in V' in an arbitrary order; for each point X_u if the ball $B(X_u, \Delta)$ does not touch any of the balls already added to \mathcal{B} we add B to \mathcal{B} . We will consider two cases depending on the size of \mathcal{B} ; if $|\mathcal{B}|$ is small we construct compact bags of balls and we conclude with case (1); otherwise we construct assigned bags of balls and we conclude with (2).

Before getting into the details of the two cases, we prove two facts that are useful for both cases. First, without loss of generality, perhaps by decreasing δ , we assume $\delta \cdot b \asymp \frac{c_1 \tilde{\alpha}^\epsilon N'}{C_1(\epsilon)}$. We can bound δ as follows

$$\gamma \cdot \alpha \cdot c_1 \lesssim \frac{c_1 \tilde{\alpha}^\epsilon N' / C_1(\epsilon)}{N'} \lesssim \frac{\delta \cdot b}{b} = \delta = \frac{\delta \cdot b}{b} \lesssim \frac{c_1 \tilde{\alpha}^\epsilon N'}{\tilde{\alpha} N'} \leq \frac{c_1}{\gamma \cdot \alpha}, \tag{44}$$

where the first inequality uses the lemma's assumption that $(\gamma\alpha)^{1-\epsilon} \leq (\gamma\alpha)^\epsilon \lesssim 1/C_1(\alpha)$, the second inequality uses $b \leq 2N'$, the third inequality uses $b \gtrsim \frac{\tilde{\alpha}N'}{C_1(\epsilon)}$ and the last inequality uses $\tilde{\alpha} \geq \gamma \cdot \alpha$.

Secondly, it follows from (43) that

$$\frac{\sum_{t \in T} \frac{1}{|\mathcal{O}(t)|} (\sum_{e \in \mathcal{O}'(t)} \langle U^e, \mathbf{X}_e \rangle)^2}{b \cdot \delta} \lesssim \frac{\sum_{t \in T} |\mathcal{O}'(t)| \cdot c_1}{c_1 \tilde{\alpha}^\epsilon N' / C_1(\epsilon)} \leq \frac{C_1(\epsilon)}{\tilde{\alpha}^\epsilon}. \quad (45)$$

In the above we used $|\mathcal{O}'(t)| \leq |\mathcal{O}(t)|$ for all t . To prove the lemma, in the first case we construct a family of compact bags of balls with at least $b/2$ balls of \mathcal{A} , and in the second case we construct a family of assigned bags of balls with at least $|\mathcal{B}|/2$ balls of \mathcal{B} .

Case 1. $|\mathcal{B}| < \frac{b \cdot \delta}{12\beta \cdot \Delta}$. We construct a family of compact bags of balls. For each ball $B = B(X_u, \Delta) \in \mathcal{B}$ let

$$f(B) := \left\{ B(X_v, \delta) \in \mathcal{A} : \|X_u - X_v\|_1 = \min_{B(X_{u'}, \Delta) \in \mathcal{B}} \|X_{u'} - X_v\|_1 \right\},$$

be the balls of \mathcal{A} that are closer to B than any other ball of \mathcal{B} . We break ties arbitrarily, making sure that $f(B) \cap f(B') = \emptyset$ for any two distinct balls of \mathcal{B} .

First, we show any set $f(B)$ is a bag of balls of type $(\delta, 6\Delta)$; then we add those that are β -compact to FBag. It is sufficient to show that for any $B(X_u, \Delta) \in \mathcal{B}$, the L_1 distance between the centers of balls of $f(B)$ is at most 6Δ . Fix a ball $B = B(X_u, \Delta) \in \mathcal{B}$. For any ball $B(X_{v_1}, \delta) \in f(B)$ we show that $\|X_u - X_{v_1}\|_1 \leq 3\Delta$. Since for all $e \in F$, $\|\mathbf{X}_e\|_1 \leq c_2$, there is a vertex $u_1 \in V'$ such that $\|X_{v_1} - X_{u_1}\|_1 \leq c_2$. Furthermore, by construction of \mathcal{B} , there is a ball $B(X_{u_2}, \Delta) \in \mathcal{B}$ such that $\|X_{u_1} - X_{u_2}\|_1 \leq 2\Delta$. Putting these together,

$$\|X_{v_1} - X_u\|_1 \leq \|X_{v_1} - X_{u_2}\|_1 \leq \|X_{v_1} - X_{u_1}\|_1 + \|X_{u_1} - X_{u_2}\|_1 \leq c_2 + 2\Delta \leq 3\Delta.$$

So, the L_1 distance between the centers of balls of $f(B)$ is at most 6Δ .

So, we just need to add those bags that are β -compact to FBag. For each $B \in \mathcal{B}$ if $|f(B)| \geq \beta \cdot (6\Delta)/\delta$, then $f(B)$ is β -compact, as $|f(B)| \geq 2$ and

$$\beta \cdot (6\Delta) \leq \delta \cdot |f(B)|.$$

So, we add $f(B)$ to FBag. Observe that all balls of FBag are disjoint because all balls of \mathcal{A} are disjoint.

It remains to verify that FBag satisfies conclusion (1). First, by (44) and the fact that $\Delta = \max\{\delta, c_2\}$, $6\Delta \gtrsim \alpha \cdot \gamma \cdot c_1$. On the other hand, by (41), $c_2 \leq c_1/\alpha$ as shown in ,

$$6\Delta \lesssim \max\{\delta, c_2\} \lesssim \{c_1/\alpha\gamma, c_1/\alpha\gamma\}.$$

So we just need to verify (39). It is easy to see that the number of balls in FBag is at least $b/2$. This is because,

$$\sum_{\text{Bag} \in \text{FBag}} |\text{Bag}| \geq b - \sum_{B \in \mathcal{B}} \mathbb{I} \left[|f(B)| < \frac{\beta \cdot (6\Delta)}{\delta} \right] \cdot |f(B)| \geq b - |\mathcal{B}| \cdot \frac{\beta \cdot (6\Delta)}{\delta} \geq b/2.$$

The last inequality uses the assumption of case 1, $|\mathcal{B}| \leq \frac{b \cdot \delta}{12\beta \cdot \Delta}$. So, (39) follows by (45).

Case 2. $|\mathcal{B}| \geq \frac{b \cdot \delta}{12\beta \cdot \Delta}$. We construct an assigned family of bags of balls. For any node $t \in T$, let Bag_t be the set of balls in \mathcal{B} such that their centers are in $V'(t)$. If the center of a ball B in \mathcal{B} belongs to multiple $V'(t)$'s we include B in exactly one of those sets arbitrarily. Note that each Bag_t is a bag of balls with type (Δ) . For each $t \in T$, if

$$\frac{|\text{Bag}_t|}{|\mathcal{B}|} \geq \frac{|\mathcal{O}(t)|}{4N}, \quad (46)$$

then we add Bag_t to FBag and we add t to S . Next, we argue that FBag is a family of $(\alpha \cdot \gamma)^{1+2\epsilon}$ -assigned bag of balls. First, balls in FBag are disjoint because they are a subset of balls of \mathcal{B} and each ball of \mathcal{B} is in at most one bag of FBag .

Fix a node $t \in S$. We show Bag_t is $(\alpha \cdot \gamma)^{1+2\epsilon}$ -assigned. Since for any ball $B(X_u, \Delta) \in \text{Bag}_t$, $u \in V'(t)$, there is an edge $\{u, v\} \in \mathcal{O}'(t)$ such that $\|X_u - X_v\|_1 \leq c_2 \leq \Delta$. So, we just need to verify (35) with β replaced by $(\alpha \cdot \gamma)^{1+2\epsilon}$. If $\Delta = \delta$, by (46),

$$|\text{Bag}_t| \geq \frac{|\mathcal{B}| \cdot |\mathcal{O}(t)|}{4N} \geq \frac{|\mathcal{O}(t)| \cdot b \cdot \delta}{48\beta \cdot \delta \cdot N} \gtrsim \frac{\tilde{\alpha} \cdot |\mathcal{O}(t)| \cdot N'}{\beta \cdot C_1(\epsilon) \cdot N} \geq (\alpha \cdot \gamma)^{1+\epsilon} \cdot |\mathcal{O}(t)|,$$

where the second inequality uses the assumption $|\mathcal{B}| \geq \frac{b \cdot \delta}{12\beta \cdot \Delta}$, the third inequality uses (42) and the last inequality uses $(\alpha \cdot \gamma)^\epsilon \lesssim \frac{1}{\beta \cdot C_1(\epsilon)}$. Otherwise, $\Delta = c_2$, by (46),

$$\begin{aligned} |\text{Bag}_t| &\geq \frac{|\mathcal{B}| \cdot |\mathcal{O}(t)|}{4N} \geq \frac{b \cdot \delta \cdot |\mathcal{O}(t)|}{48\beta \cdot \Delta \cdot N} \gtrsim \frac{\tilde{\alpha}^\epsilon |\mathcal{O}(t)|}{C_1(\epsilon)\beta} \cdot \frac{N' \cdot c_1}{N \cdot c_2} \\ &\gtrsim \frac{\tilde{\alpha}^\epsilon |\mathcal{O}(t)|}{C_1(\epsilon)\beta} \cdot \alpha \cdot \gamma \geq \alpha^{1+2\epsilon} \cdot |\mathcal{O}(t)|. \end{aligned} \quad (47)$$

The third inequality follows by (43), the fourth inequality uses (41), and the last inequality uses the assumption that $(\alpha \cdot \gamma)^\epsilon \lesssim \frac{1}{\beta \cdot C_1(\epsilon)}$. Therefore, FBag is a family of $(\alpha \cdot \gamma)^{1+2\epsilon}$ assigned bags of balls with type (Δ, S) .

Finally, it remains to verify (40) where δ is replaced by Δ . First, we show that $\sum_{t \in S} |\text{Bag}_t| \geq |\mathcal{B}|/2$. This is because by (46),

$$\sum_{t \in T-S} |\text{Bag}_t| \leq \sum_{t \in T} \frac{|\mathcal{O}(t)| \cdot |\mathcal{B}|}{4N} \leq |\mathcal{B}|/2.$$

Equation (40) follows by (45) and the assumption that $|\mathcal{B}| \geq \frac{b \cdot \delta}{12\beta \cdot \Delta}$. \square

6.3 Construction of a Geometric Sequence of Families of Bags of Balls

In this section we prove [Proposition 6.15](#). First, we prove a bucketing lemma. We show that for any α -bad node $t \in \mathcal{T}$, we can extract a $1/\text{polylog}(\alpha)$ -dominating 2-homogeneous set $\mathcal{O}'(t)$ of edges from $\mathcal{O}(t)$.

Lemma 6.19. *For a locally connected hierarchy, \mathcal{T} , of G , and an α -bad node $t \in \mathcal{T}$, if α is sufficiently small, then there is a 2-homogeneous set $\mathcal{O}'(t) \subset \mathcal{O}(t)$ such that $\mathcal{O}'(t)$ is $1/C_2(\alpha)$ -dominating where $C_2(\cdot)$ is a universal polylogarithmic function.*

Proof. We fix t throughout the proof and use \mathcal{O} instead of $\mathcal{O}(t)$ for brevity. Throughout the proof all probabilities are measured under the uniform distribution on \mathcal{O} . Let

$$\begin{aligned} a_e &:= \langle U^e, \mathbf{X}_e \rangle, \\ b_e &:= \|\mathbf{X}_e\|, \\ \mu &:= \mathbb{E}_{e \sim \mathcal{O}}[a_e]. \end{aligned}$$

Note that since $\|U^e\| = 1$, $a_e \leq b_e$ for any e . To prove the claim it is enough to find a 2-homogeneous set \mathcal{O}' such that

$$\mathbb{P}[e \in \mathcal{O}']^2 \cdot \min_{e \in \mathcal{O}'} a_e^2 \geq \frac{\mu^2}{C_2(\alpha)}. \quad (48)$$

Then, the lemma follows by

$$\left(\sum_{e \in \mathcal{O}'} a_e \right)^2 \geq |\mathcal{O}'|^2 \cdot \mathbb{P}[e \in \mathcal{O}']^2 \cdot \min_{e \in \mathcal{O}'} a_e^2 \geq \frac{|\mathcal{O}'|^2 \cdot \mu^2}{C_2(\alpha)} = \frac{1}{C_2(\alpha)} \cdot \left(\sum_{e \in \mathcal{O}} a_e \right)^2.$$

We prove (48) as follows: First, we partition the edges into sets $\mathcal{O}_1, \mathcal{O}_2, \dots$ such that for any $e, f \in \mathcal{O}_i$, $a_e \approx a_f$. Then, we show that there is an index i , such that $\mathbb{P}[e \in \mathcal{O}_i] \cdot \min_{e \in \mathcal{O}_i} a_e \gtrsim \frac{\mu}{\log(1/\alpha)}$ (see (51)). Then, we partition \mathcal{O}_i into sets $\mathcal{O}_{i,1}, \mathcal{O}_{i,2}, \dots$ such that any $\mathcal{O}_{i,j}$ is 2-similar. Finally, we show that there is an index j such that $\mathcal{O}_{i,j}$ satisfies (48).

For $i \in \mathbb{Z}$ and $c := \sqrt{2}$, define,

$$\mathcal{O}_i := \{e \in \mathcal{O}(t) : c^i \leq a_e/\mu < c^{i+1}\}.$$

We write $\mathcal{O}_{\geq j} = \cup_{i=j}^{\infty} \mathcal{O}_i$. Also, for any i let $a_{\wedge i} = \min_{e \in \mathcal{O}_i} a_e$.

Next, we show that there exists $-4 \leq i < 2(2 + \log(1/\alpha))$ such that $\mathbb{P}[e \in \mathcal{O}_i] a_{\wedge i} \gtrsim \mu/\log(1/\alpha)$. First, observe that,

$$\sum_{i=-\infty}^{-6} a_{\wedge i} \cdot \mathbb{P}[e \in \mathcal{O}_i] \leq \sum_{i=-\infty}^{-6} c^{-5} \mu \cdot \mathbb{P}[e \in \mathcal{O}_i] \leq \mu/c^5. \quad (49)$$

Let $q = \Theta(\log(1/\alpha))$ be chosen such that $c^q = c^5/\alpha$. Then,

$$\begin{aligned} \frac{c^5 \mu}{\alpha} \cdot \sum_{i=q}^{\infty} a_{\wedge i} \cdot \mathbb{P}[e \in \mathcal{O}_i] &\leq \sum_{i=q}^{\infty} a_{\wedge i}^2 \cdot \mathbb{P}[e \in \mathcal{O}_i] \\ &\leq \mathbb{E}_{e \sim \mathcal{O}_{\geq q}}[b_e^2] \cdot \mathbb{P}[e \in \mathcal{O}_{\geq q}] \\ &\leq \mathbb{E}_{e \sim \mathcal{O}}[b_e^2] \leq \frac{\mu^2}{\alpha}. \end{aligned} \quad (50)$$

The second inequality uses $a_e \leq b_e$ and the last inequality uses that t is α -bad. Summing up (49) and $\alpha/c^5 \mu$ of (50) we get

$$\sum_{i \geq q \text{ or } i \leq -6} a_{\wedge i} \cdot \mathbb{P}[e \in \mathcal{O}_i] \leq \mu/c^3 \Rightarrow \sum_{i \geq q \text{ or } i \leq -6} a_e \mathbb{P}[e \in \mathcal{O}_i] \leq \mu/2,$$

where we used that for any edge $e \in \mathcal{O}_i$, $a_{\wedge i} \geq a_e/c$. Therefore,

$$\max_{-5 \leq i < q} \mathbb{P}[e \in \mathcal{O}_i] \cdot a_{\wedge i} \geq \frac{1}{5+q} \sum_{i=-5}^q \mathbb{P}[e \in \mathcal{O}_i] a_{\wedge i} \geq \frac{1}{c(5+q)} \sum_{i=-5}^q a_e \mathbb{P}[e \in \mathcal{O}_i] \geq \frac{1}{c(5+q)} \cdot \frac{\mu}{2}. \quad (51)$$

Let i be the maximizer of the LHS of the above equation. It remains to choose a subset of \mathcal{O}_i such that $b_e^2/b_f^2 < 2$ for all e, f in that subset.

For any integer $j \geq 0$, we define

$$\mathcal{O}_{i,j} := \{e \in \mathcal{O}_i : c^j \leq b_e/a_{\wedge i} < c^{j+1}\}.$$

Note that any set $\mathcal{O}_{i,j}$ is 2-similar. We show that there is an index $j < q$ such that $\mathcal{O}_{i,j}$ satisfies (48). Let $\mathcal{O}_{i,\geq q} = \cup_{j=q}^{\infty} \mathcal{O}_{i,j}$. Similar to (50),

$$c^{2q} \cdot \mathbb{P}[e \in \mathcal{O}_{i,\geq q}] a_{\wedge i}^2 \leq \mathbb{E}_{e \sim \mathcal{O}}[b_e^2] \leq \frac{\mu^2}{\alpha} \leq \frac{1}{\alpha} \cdot 8a_{\wedge i}^2 \cdot (5+q)^2 \cdot \mathbb{P}[e \in \mathcal{O}_i]^2,$$

where the last inequality uses (51). Using $c^q = c^5/\alpha$, we obtain

$$\mathbb{P}[e \in \mathcal{O}_{i,\geq q}] \leq \frac{\alpha}{4} \cdot (5+q)^2 \cdot \mathbb{P}[e \in \mathcal{O}_i]^2 \leq \frac{1}{2} \cdot \mathbb{P}[e \in \mathcal{O}_i]^2,$$

for a sufficiently small α . Now, let $j = \operatorname{argmax}_{0 \leq j < q} \mathbb{P}[e \in \mathcal{O}_{i,j}]$. Then,

$$\mathbb{P}[e \in \mathcal{O}_{i,j}]^2 \cdot a_{\wedge i}^2 \geq \frac{a_{\wedge i}^2}{q^2} \cdot (\mathbb{P}[e \in \mathcal{O}_i] - \mathbb{P}[e \in \mathcal{O}_{i,\geq q}])^2 \geq \frac{\mathbb{P}[e \in \mathcal{O}_i]^2 \cdot a_{\wedge i}^2}{4q^2} \geq \frac{\mu^2}{32q^2(5+q)^2}.$$

The last inequality uses (51). Now, (48) follows by the above inequality and $C_2(\alpha) = 32q^2(5+q)^2$ and $\mathcal{O}'(t) = \mathcal{O}_{i,j}$; \square

Now, we are ready to prove [Proposition 6.15](#). First, by [Lemma 6.19](#) for each α -bad node $t \in T$, there is a 2-homogeneous γ -dominating set $\mathcal{O}'(t) \subseteq \mathcal{O}(t)$ where $\gamma = 1/C_2(\alpha)$. For each $t \in T$, let

$$a_t = \min_{e \in \mathcal{O}'(t)} \langle U^e, \mathbf{X}_e \rangle^2 \text{ and } b_t = \min_{e \in \mathcal{O}'(t)} \|\mathbf{X}_e\|_2^2.$$

Let $\tilde{\lambda} < 1$ be a function of λ that we fix later. For any integer $i \in \mathbb{Z}$, let

$$T_i := \{t \in T : \tilde{\lambda}^{i+1/2} \leq a_t < \tilde{\lambda}^{i-1/2}\}$$

Note that, by definition, for all $i \neq j$, $T_i \cap T_j = \emptyset$.

Next, we partition the bad nodes of each T_i into sets T_{i,j_a,j_b} such that each set $\cup_{t \in T_{i,j_a,j_b}} \mathcal{O}'(t)$ is 4-homogeneous. We will apply [Lemma 6.18](#) to the a T_{i,j_a,j_b} with the largest contribution in the numerator. This will give us a family of either compact or assigned bags of balls. Then, we will drop the bags for odd (or even) i randomly. Since for any $t \in T_i, t' \in T_{i+2}$, $a_{t'} < \tilde{\lambda} a_t$ we will obtain a $\tilde{\lambda}$ -geometric sequence of bags of balls.

First, we partition the nodes of each T_i into sets T_{i,j_a,j_b} ; for all integers $0 \leq j_a$ and $0 \leq j_b$ let

$$T_{i,j_a,j_b} := \{t \in T_i : 2^{j_a} \leq \frac{a_t}{\tilde{\lambda}^{i+1/2}} < 2^{j_a+1}, 2^{j_b} \leq \frac{b_t}{a_t} < 2^{j_b+1}\}.$$

Observe that for all i, j_a, j_b , $\cup_{t \in T_{i, j_a, j_b}} \mathcal{O}'(t)$ is 4-homogeneous. Note that by the definition of T_i , for $j_a > \log(1/\tilde{\lambda})$, $T_{i, j_a, \cdot} = \emptyset$. On the other hand, since t is α -bad and $\mathcal{O}'(t)$ is γ -dominating, $a_t \gtrsim \alpha\gamma b_t$ (see (41)); so for $j_b > \log(1/\alpha\gamma) + O(1)$, $T_{i, \cdot, j_b} = \emptyset$. Therefore, for any i , the number of nonempty sets T_{i, j_a, j_b} is at most $O(\log(1/\lambda\alpha\gamma))$.

For a set $S \subseteq T$, let

$$\Pi(S) := \sum_{t \in S} \frac{1}{|\mathcal{O}(t)|} \left(\sum_{e \in \mathcal{O}'(t)} \langle U^e, \mathbf{x}_e \rangle \right)^2.$$

For each T_i let

$$T_i^* = \operatorname{argmax}_{T_{i, j_a, j_b}} \Pi(T_{i, j_a, j_b}).$$

Since any $t \in T_i^*$ is α -bad and $\mathcal{O}'(t)$ is γ -dominating, and $\cup_{t \in T_i^*} \mathcal{O}'(t)$ is 4-homogeneous, and by the lemma's assumption

$$(\gamma\alpha)^\epsilon = \frac{\alpha^\epsilon}{C_2(\alpha)^\epsilon} \lesssim \frac{1}{\beta \cdot C_1(\epsilon)},$$

we may invoke [Lemma 6.18](#) for each set T_i^* . This gives us either a family of β -compact bags of balls FBag_i with type (δ_i, Δ_i) , or a family of $(\alpha\gamma)^{1+2\epsilon}$ -assigned bags of balls, FBag_i of type (δ_i, S_i^*) where $S_i^* \subseteq T_i^*$. These families satisfy two additional constraints: Firstly, $\delta_i, \Delta_i = \min_{t \in T_i^*} a_t$ up to an $O(\alpha\gamma)$ factor, secondly, the sum of the radii of all balls in the family is at least $\frac{(\alpha\gamma)^\epsilon}{\beta C_1(\epsilon)} \Pi(T_i^*)$.

We remove half of the families to obtain a geometric sequence. First, by the definition of T_i ,

$$\tilde{\lambda} \cdot \min_{t \in T_i^*} a_t \geq \min_{t \in T_{i+2}^*} a_t.$$

This means that if we remove families for either odd or even i 's, then the decaying rate of $\min_{t \in T_i^*} a_t$ is at least $\tilde{\lambda}$. Therefore by the properties guaranteed by [Lemma 6.18](#), and the above fact, any subsequence of odd or even compact or assigned families of bags of balls is $O(\tilde{\lambda}/(\alpha \cdot \gamma)^2)$ -geometric. Setting $\tilde{\lambda} \asymp \lambda \cdot (\alpha \cdot \gamma)^2$ produces λ -geometric sequences.

Without loss of generality we assume that $\Pi(\cup_i T_{2i}) \geq \Pi(\cup_i T_{2i+1})$. Drop the families for odd i ; consider the sum of radii of balls in the remaining compact families and in the remaining assigned families; one of them is greater. We let this be our λ -geometric family.

It remains to verify (37) and (38). By [Lemma 6.18](#), the sum of the radii in the constructed geometric sequence is at least $\gtrsim \frac{(\alpha\gamma)^\epsilon}{\beta C_1(\epsilon)} \sum_i \Pi(T_{2i}^*)$. By the definition of T_i^* ,

$$\sum_i \Pi(T_{2i}^*) \gtrsim \frac{1}{|\log(\tilde{\lambda}\alpha\gamma)|} \sum_i \Pi(T_{2i}) \geq \frac{\Pi(T)}{|\log(\lambda \operatorname{poly}(\alpha))|}.$$

Now, since each $\mathcal{O}'(t)$ is $\gamma = 1/C_2(\alpha)$ -dominating,

$$\Pi(T) \geq \frac{1}{C_2(\alpha)} \cdot \sum_{t \in T} \frac{1}{|\mathcal{O}(t)|} \cdot \left(\sum_{e \in \mathcal{O}'(t)} \langle U^e, \mathbf{x}_e \rangle \right)^2.$$

7 Lower-bounding the Denominator of the Dual

In this part we upper-bound the sum of radii of balls in a geometric sequence. Throughout this section we use $C_3, C_4 > 0$ as large universal constants. The following two propositions are the main statements that we prove in this section.

Proposition 7.1. *Given a k -edge-connected graph G , and a λ -geometric sequence of families of C_3 -compact bags of balls $\text{FBag}_1, \text{FBag}_2, \dots$ where FBag_i has type (δ_i, Δ_i) , if $\lambda \leq 1/12$ and $C_3 \geq 36$, then*

$$\frac{k}{4} \cdot \sum_i \delta_i \sum_{\text{Bag} \in \text{FBag}_i} |\text{Bag}| \leq \sum_{\{u,v\} \in E} \|X_u - X_v\|_1.$$

Proposition 7.2. *Given a $(k, k \cdot \lambda, T)$ -LCH, \mathcal{T} , of G and a λ -geometric sequence of families of $24C_3/k$ -assigned bags of balls, $\text{FBag}_1, \text{FBag}_2, \dots$ such that each FBag_i is of type (δ_i, T_i) where $T_i \subseteq T$, if $C_4 \geq 3$, $\lambda \leq 1/6C_4$ and $C_3 \geq 2((C_4 + 1) + 4(C_4 + 2)^2)$, then*

$$\frac{k}{8} \cdot \frac{C_4}{12C_3} \cdot \sum_i \delta_i \sum_{t \in T_i} |\text{Bag}_t| \leq \sum_{\{u,v\} \in E} \|X_u - X_v\|_1.$$

Note that in the above proposition, the assumption $\lambda \leq 1/6C_4$ follows from $k \cdot \lambda < 1$.

First, we use the above propositions to finish the proof of [Theorem 6.1](#). Recall [Theorem 6.1](#):

Theorem 6.1. *For any k -edge-connected graph $G = (V, E)$ and any (k, λ, T) -LCH, of G , and for $h > 0$, any cut metric $X \in \{0, 1\}^{h \times V}$, and any semiorthogonal matrix $U \in \mathbb{R}^{E \times h}$,*

$$\frac{\sum_{t \in T} \frac{1}{|\mathcal{O}(t)|} \left(\sum_{e \in \mathcal{O}(t)} \langle U^e, \mathbf{X}_e \rangle \right)^2}{\sum_{e \in E} \|\mathbf{X}_e\|^2} \leq \frac{f_1(k, \lambda)}{k}. \quad (25)$$

Proof. Let $T_{\alpha\text{-bad}} \subseteq T$ be the set of α -bad nodes for a parameter α that we set below. It follows that,

$$\alpha \geq \frac{\sum_{t \in T - T_{\alpha\text{-bad}}} \frac{1}{|\mathcal{O}(t)|} \cdot \left(\sum_{e \in \mathcal{O}(t)} \langle U^e, \mathbf{X}_e \rangle \right)^2}{\sum_{t \in T - T_{\alpha\text{-bad}}} \sum_{e \in \mathcal{O}(t)} \|\mathbf{X}_e\|_1} \geq \frac{\sum_{t \in T - T_{\alpha\text{-bad}}} \frac{1}{|\mathcal{O}(t)|} \cdot \left(\sum_{e \in \mathcal{O}(t)} \langle U^e, \mathbf{X}_e \rangle \right)^2}{2 \sum_{e \in E} \|\mathbf{X}_e\|_1}. \quad (52)$$

The second inequality uses the fact that each edge is in at most two sets $\mathcal{O}(t)$.

We apply [Proposition 6.15](#) to $T_{\alpha\text{-bad}}$. Let $C_4 = 3$, $\beta = 36$ and $C_3 = 104$. We choose $\alpha = \Theta(\text{polylog}(k)/k)$, $\epsilon = \Theta(\log \log(k)/\log(k))$ such that the following conditions are satisfied

$$\begin{aligned} \left(\frac{\alpha}{C_2(\alpha)} \right)^\epsilon &\lesssim \frac{1}{\beta \cdot C_1(\epsilon)}, \\ \left(\frac{\alpha}{C_2(\alpha)} \right)^{1+2\epsilon} &\geq \frac{24C_3}{k}. \end{aligned}$$

Recall that $C_1(\epsilon)$ is an inverse polynomial of ϵ and $C_2(\alpha)$ is a polylogarithmic function of α so the above assignment is feasible. Also let $\tilde{\lambda} < \lambda/k$ be such that $\tilde{\lambda} < 1/6C_4$.

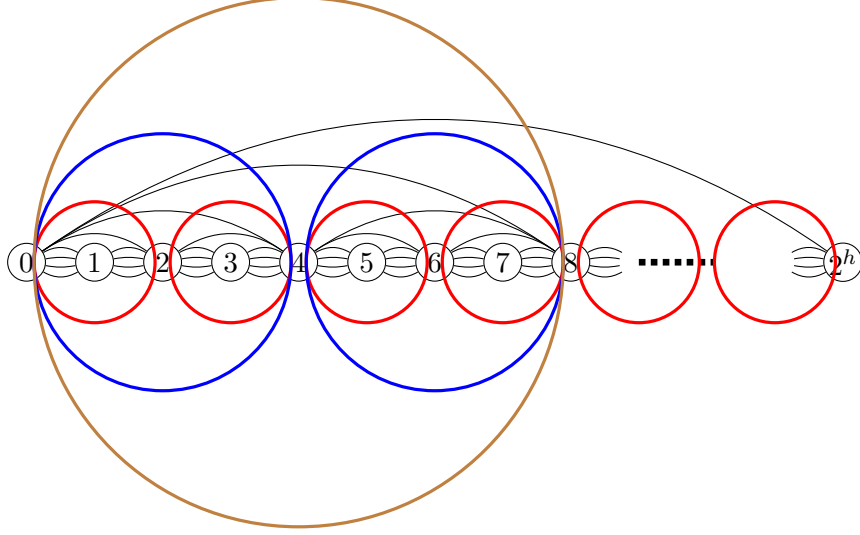


Figure 8: Consider the natural L_1 mapping of the graph of [Figure 4](#) where vertex i is mapped to the number i . Consider h layers of L_1 balls as shown above where the radii of all balls in layer i is 2^i and they are disjoint. Although the sum of the radii of all balls in this family is $\Theta(n \cdot h)$, the sum of the L_1 lengths of the edges of G is $n \cdot (h + k)$.

Now, by [Proposition 6.15](#) either there is a $\tilde{\lambda}$ -geometric sequence of 36-compact bags of balls $\text{FBag}_1, \text{FBag}_2, \dots$, that satisfies [\(37\)](#), or there is a $\tilde{\lambda}$ -geometric sequence of $24C_3/k$ -assigned bags of balls $\text{FBag}_1, \text{FBag}_2, \dots$, that satisfies [\(38\)](#). Now, by [Proposition 7.1](#) and [Proposition 7.2](#) we get

$$\frac{\sum_{t \in T_{\alpha\text{-bad}}} \frac{1}{|\mathcal{O}(t)|} \cdot \left(\sum_{e \in \mathcal{O}(t)} \langle U^e, \mathbf{X}_e \rangle \right)^2}{\sum_{e \in E} \|\mathbf{X}_e\|_1} \lesssim \frac{C_1(\epsilon) C_2(\alpha) \cdot |\log(\tilde{\lambda} \text{poly}(\alpha))|}{k \cdot (\alpha/C_2(\alpha))^\epsilon}$$

The theorem follows from the above equation together with [\(52\)](#). \square

In the rest of this section we prove above propositions. Before getting into the proofs, we give a simple example to show that, in order to bound the denominator, it is necessary to use that the given λ -geometric sequence of bags of balls is either compact or assigned. The following example is designed based on the dual solution that we constructed in [Theorem 5.3](#).

Example 7.3. Let G be the graph illustrated in [Figure 4](#), and let X_0, X_1, \dots, X_{2^h} be an embedding of G where $X_i = \mathbf{1}_{[i]}$. Now, for any $1 \leq j \leq h - 1$, let Bag_j be the union of balls

$$B(X_{2^j}, 2^j), B(X_{3 \cdot 2^j}, 2^j), B(X_{5 \cdot 2^j}, 2^j), \dots, B(X_{2^h - 2^j}, 2^j).$$

Note that the center of each of these balls is a vertex of G and that for any j , all balls of Bag_j have equal radius and are disjoint (see [Figure 8](#)). So we get a $1/2$ -geometric sequence of bags of balls (and similarly we can obtain a λ -geometric sequence by letting j be multiples of $\log(1/\lambda)$). As alluded to in the proof of [Theorem 5.3](#), the sum of the radii of balls in the given sequence is $h \cdot 2^h$ while the sum of the L_1 lengths of edges of G is only $(h + k) \cdot 2^h$.

1. We process bags of balls in phases; we assume that phase ℓ starts at time $\tau_{\ell-1} + 1$ and ends at τ_ℓ . In phase ℓ we process the bags in FBag_ℓ ; in other words, we process larger balls earlier than smaller ones. In each time step (except the last one) of phase ℓ we process exactly one bag of FBag_ℓ .
2. In addition to adding new balls, in each phase we may shrink or delete some of the already inserted (hollowed) balls but when we insert a ball of FBag_ℓ we never alter it until after the end of phase ℓ .
3. We keep the invariant that for any τ , all (hollowed) balls in \mathcal{Z}_τ are disjoint. This crucial property will not hold in our construction of the assigned bags of balls in the next section and it is the main reason that our second construction is more technical.
4. For any hollowed ball $B(x, r_1 || r_2) \in \mathcal{Z}_\tau$, there are vertices $u, v \in V$ such that $\|x - X_u\|_1 \leq r_1$ and $\|x - X_v\|_1 \geq r_2$.

Figure 9: Properties of the inductive charging argument for compact bags of balls.

The above example serves as a crucial barrier to both of our proofs. In the proof of [Proposition 7.1](#) we bypass this barrier using the compactness of bags of balls. Note that in the above example Bag_j is not compact, and indeed the diameter of centers of balls of Bag_j is 2^h which is the same as the sum of the radii of balls in Bag_j . In the proof of [Proposition 7.2](#) we bypass the above barrier using the properties of the locally connected hierarchy.

7.1 Charging Argument for Compact Bags of Balls

In this section we prove [Proposition 7.1](#). We construct a set of *disjoint* L_1 hollowed balls inductively from the given compact bags of balls. For any integer $\tau \geq 0$, we use \mathcal{Z}_τ to denote the set of hollowed balls in the construction at time τ . Initially, we have $\mathcal{Z}_0 = \emptyset$ and \mathcal{Z}_∞ is the final construction. We describe the main properties of our construction in [Figure 9](#).

Inductive Charging. Before explaining our construction, we describe our inductive charging argument. First, by the following lemma, in our construction, we only need to lower-bound the sum of the widths of all hollowed balls of \mathcal{Z}_∞ by (a constant multiple of) the sum of radii of all balls in the given sequence of compact bags of balls.

Lemma 7.4. *For any $\tau \geq 0$,*

$$k \cdot \sum_{B(x, r_1 || r_2) \in \mathcal{Z}_\tau} (r_2 - r_1) \leq \sum_{\{u, v\} \in E} \|X_u - X_v\|_1.$$

Proof. We simply use the k -edge-connectivity of G . First, by property 4 of [Figure 9](#) for each hollowed ball $B = B(x, r_1 || r_2) \in \mathcal{Z}_\tau$ there are vertices $u, v \in V$ such that $\|x - X_u\|_1 \leq r_1$ and $\|x - X_v\|_1 \geq r_2$. Since G is k -edge-connected, there are at least k edge-disjoint paths between u, v . Each of these paths must cross B and, by the triangle inequality, the length of the intersection with

B is at least $r_2 - r_1$. Finally, since by property 3 of Figure 9, balls of \mathcal{Z}_τ are disjoint, this argument does not overcount the L_1 -length of any edge of G . \square

Suppose at the end of our construction, we allocate $r_2 - r_1$ tokens to any hollowed ball $B(x, r_1 \| r_2) \in \mathcal{Z}_\infty$. Our goal is to distribute these tokens between all bags of balls such that each bag, Bag , of type (δ_i, Δ_i) receives at least $|\text{Bag}| \cdot \delta_i/4$ tokens. We prove this by an induction on τ . Suppose $\tau_{\ell-1} < \tau \leq \tau_\ell$; for a hollowed ball $B(x, r_1 \| r_2) \in \mathcal{Z}_\tau$, define

$$\text{token}_\tau(B) := \begin{cases} \delta_\ell - 6\Delta_{\ell+1} & \text{if } B \in \text{FBag}_\ell \\ [(r_2 - r_1) - 6\Delta_\ell]^+ & \text{otherwise.} \end{cases} \quad (53)$$

Instead of allocating $r_2 - r_1$ tokens to a ball at time τ , we allocate $\text{token}_\tau(B)$. The term $6\Delta_\ell$ takes into account the fact that we shrink balls in \mathcal{Z}_τ later in the post processing phase. We prove the following lemma inductively.

Lemma 7.5. *At any time $\tau_{\ell-1} + 1 \leq \tau \leq \tau_\ell$, if we allocate $\text{token}_\tau(B)$ tokens to any hollowed ball $B \in \mathcal{Z}_\tau$, then we can distribute these tokens among the bags of balls that we processed by time τ such that each Bag of type (δ_i, Δ_i) receives at least $\delta_i \cdot |\text{Bag}|/4$ tokens.*

It is easy to see that Proposition 7.1 follows by applying the above lemma to the final set of hollowed balls \mathcal{Z}_∞ and using Lemma 7.4, since

$$\frac{1}{4} \sum_i \sum_{\text{Bag} \in \text{FBag}_i} \delta_i \cdot |\text{Bag}| \leq \sum_{B(x, r_1 \| r_2) \in \mathcal{Z}_\tau} r_2 - r_1 \leq \frac{1}{k} \cdot \sum_{\{u, v\} \in E} \|X_u - X_v\|_1.$$

Construction. It remains to prove Lemma 7.5. First, we need some definitions. We say a ball $B = B(X_u, \delta_\ell) \in \text{FBag}_\ell$ is in the *interior* of a hollowed ball $B' = B(x, r_1 \| r_2) \in \mathcal{Z}_\tau$ if

$$r_1 + \delta_\ell + \Delta_\ell \leq \|X_u - x\|_1 \leq r_2 - \delta_\ell - \Delta_\ell.$$

Note that B is inside B' when $r_1 + \delta_\ell \leq \|X_u - x\|_1 \leq r_2 - \delta_\ell$; so a ball B may be inside B' but not in the interior of B' . If such a B' exists, we call B an interior ball. If B is not an interior ball, we call it a border ball. Since hollowed balls in \mathcal{Z}_τ are disjoint, B can be in the interior of at most one hollowed ball of \mathcal{Z}_τ .

Fact 7.6. *Any ball $B \in \text{FBag}_\ell$ is in the interior of at most one hollowed ball of \mathcal{Z}_τ .*

Suppose Lemma 7.5 holds at time $\tau > \tau_{\ell-1}$; we show it also holds at time $\tau + 1$. At time τ , we process a bag of balls in FBag_ℓ that has at least one interior ball (and is not processed yet); if there is no such bag then we run the post processing algorithm that we will describe later. Suppose at time τ we are processing $\text{Bag}^* = \{B_1 = B(X_{u_1}, \delta_\ell), \dots, B_b = B(X_{u_b}, \delta_\ell)\}$ of FBag_ℓ and assume that one of these balls, say B_1 , is in the interior of a hollowed ball $B(x, r_1 \| r_2) \in \mathcal{Z}_\tau$.

First, we show that all balls of Bag^* are inside of B . Let

$$r'_1 = \min_{1 \leq i \leq b} \|x - X_{u_i}\|_1 \quad \text{and} \quad r'_2 = \max_{1 \leq i \leq b} \|x - X_{u_i}\|_1$$

It follows that

$$r'_2 \leq \|x - X_{u_1}\|_1 + \Delta_\ell \leq (r_2 - \delta_\ell - \Delta_\ell) + \Delta_\ell \leq r_2 - \delta_\ell,$$

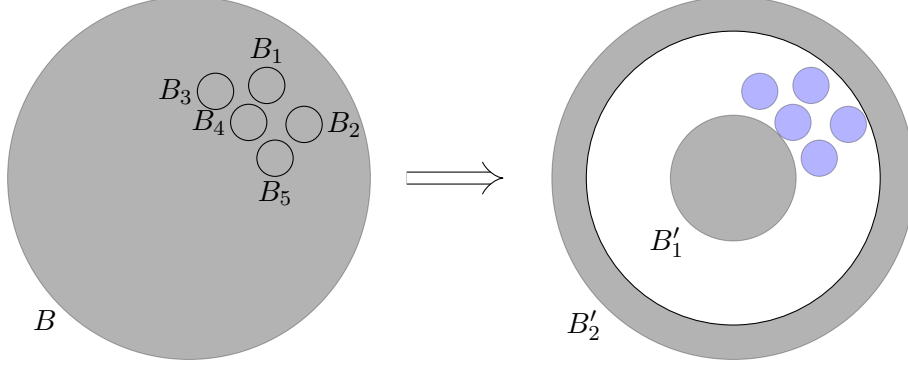


Figure 10: Balls B_1, \dots, B_5 represent the balls of Bag^* ; B_1 is in the interior of a ball $B \in \mathcal{Z}_\tau$. We decompose B into two hollowed balls, B'_1, B'_2 that do not intersect any of the balls in the given compact set as shown on the right.

where we used (33); similarly, $r'_1 \geq r_1 + \delta_\ell$. Therefore, all balls of Bag^* are inside of B and by property 3 of Figure 9 they do not touch any other (hollowed) ball of \mathcal{Z}_τ .

Now, we construct $\mathcal{Z}_{\tau+1}$. We remove B and we add two new hollowed balls $B'_1 = B(x, r_1 \| r'_1 - \delta_\ell)$ and $B'_2 = B(x, r'_2 + \delta_\ell \| r_2)$. In addition, we add all of the balls of Bag^* (see Figure 10). It is easy to see that balls in $\mathcal{Z}_{\tau+1}$ are disjoint. We send $\delta_\ell/4$ tokens of each of B_1, \dots, B_b to Bag^* . We send the rest of their tokens and all of the tokens of B'_1, B'_2 to B and we re-distribute them by the induction hypothesis. It follows that Bag^* receives exactly $b \cdot \delta_\ell/4$ tokens and B receives $\text{token}_\tau(B)$.

$$\begin{aligned}
\text{token}_{\tau+1}(B'_1) + \text{token}_{\tau+1}(B'_2) + \sum_{i=1}^b \text{token}_{\tau+1}(B_i) & \\
&\geq r_2 - r_1 - (r'_2 - r'_1) - 2\delta_\ell - 12\Delta_\ell + b \cdot (\delta_\ell - 6\Delta_{\ell+1}) \\
&\geq \text{token}_\tau(B) + b \cdot \delta_\ell(1 - 6\lambda) - 7\Delta_\ell \\
&\geq \text{token}_\tau(B) + b \cdot \delta_\ell/2 - C_3\Delta_\ell/4 \\
&\geq \text{token}_\tau(B) + b \cdot \delta_\ell/4.
\end{aligned}$$

where the first inequality uses (53), the second inequality uses $\Delta_{\ell+1} \leq \lambda \cdot \delta_\ell$ and $\Delta_\ell \geq 2\delta_\ell$, the third inequality uses that $\lambda < 1/12$ and $C_3 \geq 28$. The last inequality uses that Bag^* is C_3 -compact, i.e., (34); this is the only place that we use the compactness of Bag^* . Therefore, Lemma 7.5 holds at time $\tau + 1$.

Post Processing. Let τ_ℓ be the time by which we have processed all bags of FBag_ℓ with at least one interior ball, and let FBag'_ℓ be the set of bags that we have not processed yet, i.e., all balls of FBag'_ℓ are border balls with respect to \mathcal{Z}_{τ_ℓ} . As alluded to, at the end of phase ℓ , i.e., at time τ_ℓ , we shrink all (hollowed) balls of \mathcal{Z}_τ except those that were in FBag_ℓ . Given a hollowed ball $B = B(x, r_1 \| r_2) \in \mathcal{Z}_{\tau_\ell}$, the shrink_ℓ operator is defined as follows:

$$\text{shrink}_\ell(B) := \begin{cases} B & \text{if } B \in \text{FBag}_\ell \\ B(x, r_1 + 2\delta_\ell + \Delta_\ell \| r_2 - 2\delta_\ell - \Delta_\ell) & \text{if } B \notin \text{FBag}_\ell \text{ and } r_2 - r_1 > 2\Delta_\ell + 4\delta_\ell \\ B(x, 0) = \emptyset & \text{otherwise.} \end{cases} \quad (54)$$

At time τ_ℓ , for any hollowed ball $B \in \mathcal{Z}_{\tau_\ell}$ we add $\text{shrink}_\ell(B)$ to $\mathcal{Z}_{\tau_\ell+1}$. In addition, we add all balls of all bags of FBag'_ℓ to $\mathcal{Z}_{\tau_\ell+1}$. This is the end of phase ℓ and we consider $\mathcal{Z}_{\tau+1}$ as our construction in the beginning of phase $\ell + 1$.

Let us verify that balls of $\mathcal{Z}_{\tau+1}$ are disjoint, i.e., $\mathcal{Z}_{\tau+1}$ satisfies property 3 of [Figure 9](#). For any hollowed ball $B = B(x, r_1 \| r_2) \in \mathcal{Z}_{\tau_\ell}$ and ball $B' = B(X_{u'}, \delta_\ell) \in \text{FBag}'_\ell$, we show that $\text{shrink}_\ell(B)$ and B' do not intersect. First, if $B \in \text{FBag}_\ell$, then $\text{shrink}_\ell(B) = B$, by [Definition 6.11](#) any two balls of FBag_ℓ do not intersect, so $\text{shrink}_\ell(B), B'$ do not intersect. Now, suppose $B \notin \text{FBag}_\ell$. Since $B' \in \text{FBag}'_\ell$, B' is not in the interior of B , i.e., either $\|x - X_{u'}\|_1 < r_1 + \delta_\ell + \Delta_\ell$ or $\|x - X_{u'}\|_1 > r_2 - \delta_\ell - \Delta_\ell$. In both cases, B' does not intersect $\text{shrink}_\ell(B)$.

It remains to distribute the tokens. We send all tokens of all balls of all bags of FBag'_ℓ to their corresponding bag. Therefore, any $\text{Bag} \in \text{FBag}'_\ell$, receives at least

$$b \cdot (\delta_\ell - 6\Delta_{\ell+1}) \geq b \cdot \delta_\ell(1 - 6\lambda) \geq b \cdot \delta_\ell/2$$

tokens. In addition, for every hollowed ball $B \in \mathcal{Z}_{\tau_\ell}$, we send all tokens of $\text{shrink}_\ell(B)$ to B and we redistribute by induction. Since

$$\text{token}_{\tau_\ell}(B) \leq \text{token}_{\tau_\ell+1}(\text{shrink}_\ell(B)),$$

B receives at least the same number of tokens. This completes the proof of [Proposition 7.1](#).

7.2 Charging Argument for Assigned Bags of Balls

In this part we prove [Proposition 7.2](#). Before getting into the details of the proof we illustrate the ideas we use to bypass the barrier of [Example 7.3](#). The first observation is that, unlike the previous section, we cannot construct a family of *disjoint* hollowed balls in \mathcal{Z}_∞ in such a way that the sum of widths of hollowed balls of \mathcal{Z}_∞ is a constant fraction of the sum of radii of all balls in the given geometric sequence. Instead, we let hollowed balls of \mathcal{Z}_∞ intersect and we employ a ball labeling technique that uses the locally connected hierarchy, \mathcal{T} .

Let us give a simple example to show the crux of our analysis. Suppose a node $t_1 \in \mathcal{T}$ has exactly two children, t_2, t_3 . Say at time $\tau_{\ell-1} < \tau \leq \tau_\ell$ we are processing Bag_{t_2} . Suppose \mathcal{Z}_τ has a large ball $B = B(x, r) \in \text{Bag}_t$ as shown on the left side of [Figure 11](#) such that t is an ancestor of t_1 . Say Bag_{t_2} has four balls B_1, \dots, B_4 . Because Bag_{t_2} is not compact, if we remove the part of B that intersects with balls of Bag_{t_2} and add B_1, \dots, B_4 , the sum of the widths of hollowed balls in $\mathcal{Z}_{\tau+1}$ is the same as that sum in \mathcal{Z}_τ , and therefore we gain nothing from adding balls of Bag_t . Instead, we add a new ball that intersects B_1, \dots, B_4 as shown on the right side of [Figure 11](#).

Say the center of each B_i is X_{u_i} for $u_i \in V(t_2)$; each X_{u_i} corresponds to a blue dot in [Figure 11](#). By the definition of assigned bags of balls, [Definition 6.10](#), for each i there is a vertex $v_i \in V(t_1) - V(t_2) = V(t_3)$ such that $\|X_{u_i} - X_{v_i}\|_1 \leq \delta_\ell$ (each X_{v_i} corresponds to a red dot in [Figure 11](#)). We add all balls of Bag_{t_2} and a new hollowed ball centered at x , the center of B , ranging from the closest red vertex to x to the farthest one. We also break B into two hollowed balls and remove the part of it that intersects either of these 5 new (hollowed) balls.

Observe that, the sum of the widths of hollowed balls of $\mathcal{Z}_{\tau+1}$ is $\Omega(\delta_\ell \cdot |\text{Bag}_{t_2}|)$ more than this sum in \mathcal{Z}_τ . The only problem is that, the balls of $\mathcal{Z}_{\tau+1}$ are intersecting. So, it is not clear if analogous to [Lemma 7.4](#), we can charge the sum of the widths of hollowed balls of $\mathcal{Z}_{\tau+1}$ to the sum of L_1 lengths of edges of G . Our idea is to label hollowed balls with different subsets of edges of G . Although the red hollowed ball and the blue balls intersect, we charge their widths to disjoint

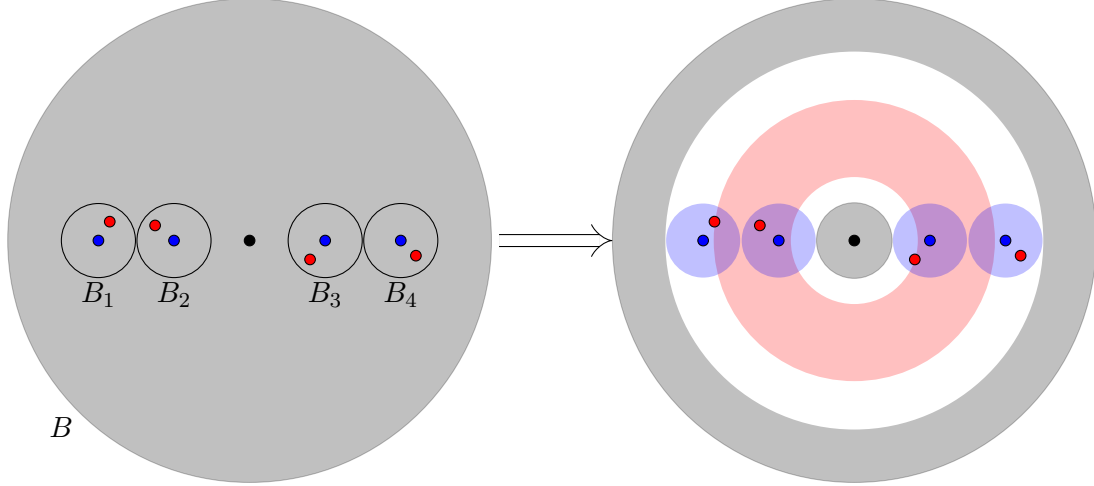


Figure 11: A simple example of the ball labeling technique. The grey (hollowed) ball B on the left is one of the hollowed balls of \mathcal{Z}_τ . Small L_1 balls with blue vertices as their centers represent balls of Bag_{t_2} that we are processing at time τ . Each red vertex together with the closest blue vertex are the endpoints of an edge of $\mathcal{O}(t_2)$. The right figure shows new balls added to $\mathcal{Z}_{\tau+1}$. In particular, each blue vertex is in $V(t_2)$ and each red vertex is in $V(t_3)$ where t_2, t_3 are the only children of t_1 .

subsets of edges of G ; we charge the width of the red ball with k edge-disjoint paths supported on $G[V(t_1) - V(t_2)]$ going across this hollowed ball and we charge the radius of each blue ball with k edge-disjoint paths supported on $G(t_2)$ going across that ball.

We remark that the above idea is essentially the main new operation we need for the charging argument, compared to the argument for the compact bags of balls. One of the main obstacles in using this idea is that t_1 can have more than two children. In that case $G[V(t_1) - V(t_2)]$ is not necessarily k -edge-connected. To overcome this, we find a natural decomposition of $G[V(t_1) - V(t_2)]$ into $k/4$ -edge-connected components; since each assigned bag of balls, Bag_t has $\gg \mathcal{O}(t)/k$ balls, the centers of a large number of balls of Bag_t are neighbors of one of these components; so we can charge the red ball in the above argument by $k/4$ edge-disjoint paths in that component.

7.2.1 Ball Labeling

In this part we define a valid labeling of hollowed balls in our construction (see Figure 13). In the proof of Proposition 7.1, we used the disjointness property of balls in the construction in two places; namely in the proofs of Lemma 7.4 and Fact 7.6. We address both of these issues by our ball labeling technique.

Basic Label. In the proof of Lemma 7.4 we used the disjointness property to charge the sum of the widths of hollowed balls of a set \mathcal{Z}_τ to the sum of the L_1 lengths of edges of G with no overcounting. Let us give a simple example to show the difficulty in extending this argument to the new setting where balls may intersect. Suppose \mathcal{Z}_τ is a union of 10 identical copies of $B(x, r)$ with the guarantee that there is a vertex of G at x and one at distance r of x . Then, the sum of the L_1 lengths of edges of G can be as small as $k \cdot r$, as G may just be k -edge-disjoint paths from a vertex at x to a vertex at distance r of x .

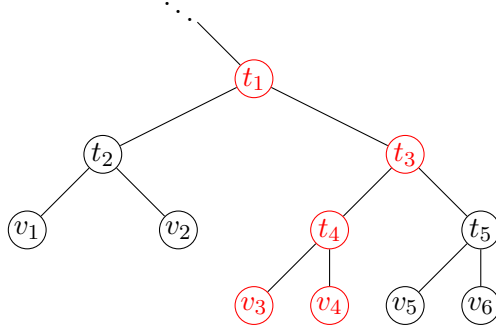


Figure 12: The red nodes represent the conflict set of a ball B with $t(B) = t_1$, i.e., $\mathcal{C}(B) = \{t_1, t_3, t_4, v_3, v_4\}$. The edge-disjoint paths of B can be routed in the induced subgraph $G[\{v_3, v_4\}]$.

A hollowed ball $B = B(x, r_1 || r_2)$, can be labeled with $t \in \mathcal{T}$, denoted by $t(B) = t$, if there are vertices $u, v \in V(t)$ such that $\|x - X_u\|_1 \leq r_1$ and $\|x - X_v\|_1 \geq r_2$. Recall that, by the definition of \mathcal{T} , for any node $t \in \mathcal{T}$, $G(t)$ is k -edge connected. Therefore, if B is labeled with t , then k edge-disjoint paths supported on $E(t)$ cross B . For any ball $B \in \text{Bag}_t$ we let $t(B) = t$. Furthermore, when we shrink or divide a ball into smaller ones the label of the shrunk ball or the new subdivisions remain unchanged.

The simplest definition of the validity of the ball labeling is to make sure that for any two intersecting balls B and B' , $t(B)$ and $t(B')$ are not ancestor-descendant. Unfortunately, this simple definition is not enough for our inductive argument, and as we elaborate next, we will enrich the label of some of the balls B by “disallowing routing through some of the descendants of $t(B)$ ”. Recall that $t, t' \in \mathcal{T}$ are *ancestor-descendant* if either t is a weak ancestor of t' or t' is a weak ancestor of t . Recall that t is a weak ancestor of t' if either t is an ancestor of t' or $t = t'$.

To this end, we define a conflict set, $\mathcal{C}(B)$ to be a *connected* subset of the nodes of \mathcal{T} rooted at $t(B)$ (see Figure 12). In a valid ball labeling, we make sure that for any two intersecting hollowed balls B and B' , $\mathcal{C}(B) \cap \mathcal{C}(B') = \emptyset$. For example, if $t(B), t(B')$ are not ancestor-descendant this condition is always satisfied. In the charging argument, we may only charge the width of B with edge-disjoint paths supported on the leaves of \mathcal{T} which are in $\mathcal{C}(B)$ (see Figure 12). Recall that the leaves of \mathcal{T} are identified with the vertices of G .

Avoiding Balls As alluded to in Figure 11, we may add new (hollowed) balls, called avoiding balls, to \mathcal{Z}_τ that do not exist in the given geometric sequence. An avoiding (hollowed) ball B , has an additional label, $t_d(B)$, where $t_d(B)$ is always a descendant of $t(B)$; the name avoiding stands for the fact that the edge-disjoint paths of $G(t(B))$ that are crossing B are avoiding the induced subgraph $G(t_d(B))$. Therefore, we exclude the subtree of $t_d(B)$ from $\mathcal{C}(B)$, i.e., $\mathcal{C}(B) \cap t_d(B) = \emptyset$.

We insert an avoiding hollowed ball only when we shrink or remove part of a nonavoiding (hollowed) ball that already exists in \mathcal{Z}_τ . For example, if B' is the red ball on the right side of Figure 11, then $t(B') = t$, $t_d(B') = t_2$. Note that it is important that avoiding balls are replacing nonavoiding balls; if in the arrangement of Figure 11 the ball B were an avoiding ball, then the red ball would have to avoid two induced subgraphs; further escalation of this would lead to unmanageable labels. We get around this by never introducing an avoiding ball when the original B is avoiding. Also, for the charging argument to work we need to allocate a fraction of the number

of tokens that would be normally allocated to a nonavoiding ball.

For any avoiding hollowed ball $B = B(x, r_1 || r_2)$ there must be vertices $u, v \in V(t(B)) - V(t_d(B))$ such that $\|X_u - x\|_1 \leq r_1$, $\|X_v - x\|_1 \geq r_2$ and that there are at least $k/4$ edge-disjoint paths from u to v in the induced graph $G[V(t(B)) - V(t_d(B))]$. Note that if for such a ball, one defines $\mathcal{C}(B)$ to be the subtree rooted at $t(B)$ minus the subtree rooted at $t_d(B)$, then these $k/4$ edge-disjoint paths must be supported on the leaves of \mathcal{T} that are in $\mathcal{C}(B)$.

Non-insertable Balls In [Fact 7.6](#) we used the disjointness property to argue that any ball of FBag_ℓ is in the interior of at most one hollowed ball of \mathcal{Z}_τ . Here, this fact may not necessarily hold: Suppose at time τ , a ball $B \in \text{Bag}_t$ is in the “interior” of two balls B_1, B_2 , i.e., the center of B is far from the boundaries of B_1, B_2 , and t is an ancestor-descendant of both $t(B_1), t(B_2)$. Then, B_1, B_2 intersect. Assuming that balls of \mathcal{Z}_τ have a “valid labeling”, since B_1, B_2 are intersecting, $t(B_1), t(B_2)$ are not ancestor-descendant. One would hope that this configuration is impossible. But in fact, it could be the case that $t(B_1), t(B_2)$ are descendants of $t(B)$ that are not ancestor-descendants of each other. In this configuration, one cannot hope to add B with the label $t(B) = t$.

In general, the above scenario occurs only if the bags assigned to descendants of a node t appear earlier in the geometric sequence, i.e., if we process Bag_t after processing bags assigned to its descendants. In the first reading of the proof, one can assume that this scenario does not happen and avoid the notation $t_P(\cdot)$ and (non-)insertable balls that we define below. To address this issue we will use the third property of the locally connected hierarchy. To any (hollowed) ball B in our construction with $t(B) = t$, we will assign $t_P(B) \subset \mathcal{T}$ to be a set of descendants of t with the guarantee that there are k edge-disjoint paths across B supported on $G[V(t) - \cup_{t' \in t_P(B)} V(t')]$. In other words, we exclude the subtrees rooted at nodes of $t_P(B)$ from $\mathcal{C}(B)$. We will prune everything from Bag_t except the balls B such that $t_P(B)$ includes all descendants of t that are processed earlier than t . We use the third property of the locally connected hierarchy, \mathcal{T} , to show that the pruning step only removes a small fraction of balls.

Recall that FBag_ℓ has type (δ_ℓ, T_ℓ) . For a node $t \in T_\ell$, we say a node t' is a *predecessor* of t , if t' is a descendant of t and $t' \in T_i$ for some $i < \ell$. For any node t and any ball $B = B(X_u, r) \in \text{Bag}_t$ we say B is *non-insertable* by t' if t' is a predecessor of t and an endpoint of an edge of $\mathcal{P}(t')$ is in B (see [Subsection 3.1](#) for the definition of $\mathcal{P}(t')$). We say B is *insertable* otherwise. For any insertable ball $B \in \text{Bag}_t$ we let $t_P(B)$ be the set of predecessors of t . In other words, a ball $B = B(X_u, r) \in \text{Bag}_t$ is insertable if and only if

- i) For any $t' \in t_P(B)$, all endpoints of the edges of $\mathcal{P}(t')$ are outside of B , and
- ii) For any $t' \in t_P(B)$, $u \notin V(t')$, i.e., u does not belong to any of the subtrees rooted at nodes of $t_P(B)$.

Observe that, by the definition of assigned bags of balls, (ii) follows from (i). In particular, since $B \in \text{Bag}_t$, there is an edge $\{u, v\} \in \mathcal{O}(t)$ for $v \notin V(t)$. Therefore, if $u \in V(t')$, $\{u, v\} \in \mathcal{P}(t')$ which is a contradiction.

7.2.2 Preprocessing

In this subsection, we delete all non-insertable balls and we show that they contribute only to a small fraction of the sum of the radii of the given geometric sequence. Then, we formally define a

valid labeling and we show that we can lower bound the denominator by the sum of the widths of balls in a valid labeling. At the end of this subsection, we reduce [Proposition 7.2](#) to a “simpler” statement, that is the existence of an arrangement of a set of hollowed balls with a valid labeling such that the sum of the widths of all hollowed balls in the construction is a constant fraction of the sum of the radii of all balls in the given geometric sequence.

In the following lemma we show that for any node $t \in T_\ell$, the sum of radii of all balls that are non-insertable by t is $\ll \delta_\ell \cdot |\text{Bag}_t|$.

Lemma 7.7. *For any node $t \in T_\ell$,*

$$\sum_i \sum_{B \in \text{FBag}_i} \mathbb{I}[B \text{ is non-insertable by } t] \cdot \delta_i \leq \frac{4\delta_\ell \cdot |\text{Bag}_t|}{C_3}.$$

Proof. For any i let b_i be the number of balls in FBag_i that are non-insertable by t . By definition, $b_i = 0$ for $i \leq \ell$. We will show that for all $i > \ell$,

$$b_i \leq 2|\mathcal{P}(t)|. \tag{55}$$

Then,

$$\begin{aligned} \sum_i \sum_{B \in \text{FBag}_i} \mathbb{I}[B \text{ is non-insertable by } t] \cdot \delta_i &= \sum_{i > \ell} b_i \cdot \delta_i \\ &\leq 2|\mathcal{P}(t)| \sum_{i > \ell} \delta_i \\ &\leq 4\lambda \cdot |\mathcal{P}(t)| \cdot \delta_\ell \\ &\leq \frac{4|\mathcal{O}(t)|}{k} \cdot \delta_\ell \\ &\leq \frac{4|\text{Bag}_t| \delta_\ell}{C_3}. \end{aligned}$$

where the second to last inequality uses \mathcal{T} is a $(k, k\lambda, T)$ -LCH of G , i.e., that $t \in T$ and $\lambda \cdot k \cdot |\mathcal{P}(t)| \leq |\mathcal{O}(t)|$. The last inequality uses [\(35\)](#) and that Bag_t is a C_3/k -assigned bag of balls.

It remains to prove [\(55\)](#). Fix $i > \ell$. For any ball $B = B(X_u, \delta_i) \in \text{Bag}_{t'}$ that is non-insertable by t , at least one endpoint of an edge of $\mathcal{P}(t)$ is in B . Since all balls of FBag_i are disjoint, $b_i \leq 2|\mathcal{P}(t)|$. \square

By the above lemma it is sufficient to prove [Proposition 7.2](#) with the assumption that all balls in the given geometric sequence are insertable (see [Proposition 7.9](#) at the end of this part).

In [Figure 13](#) we define a valid labeling of balls. Later, in our inductive argument we will make sure that at any time τ , \mathcal{Z}_τ has a valid labeling.

The following lemma extends [Lemma 7.4](#) to the new setting where the balls of \mathcal{Z}_τ may intersect.

Lemma 7.8. *For any set of hollowed balls \mathcal{Z} with a valid labeling we have,*

$$\frac{k}{4} \cdot \sum_{B(x, r_1 \| r_2) \in \mathcal{Z}} (r_2 - r_1) \leq \sum_{\{u, v\} \in E} \|X_u - X_v\|_1.$$

Any set of balls has a valid ball labeling if it satisfies the following properties.

1. For any nonavoiding ball B , $\mathcal{C}(B)$ is the connected subtree rooted at $t(B)$ excluding the subtrees rooted at nodes of $t_P(B)$. If B is avoiding, in addition to above, $\mathcal{C}(B)$ excludes the subtree rooted at $t_d(B)$. Note that we always have $t(B) \in \mathcal{C}(B)$.
2. For any hollowed ball $B = B(x, r_1 \| r_2)$, any $t' \in t_P(B)$, and $\{u, v\} \in \mathcal{P}(t')$, $\|x - X_u\|_1, \|x - X_v\|_1 \geq r_2$.
3. For any ball $B = (x, r_1 \| r_2)$, there is a vertex $u \in \mathcal{C}(B)$ such that $\|x - X_u\|_1 \leq r_1$ and there are at least $k/4$ edge-disjoint paths originating from u , crossing B , supported on $V(t(B)) - V(t_d(B))$. In the proof of [Lemma 7.8](#) we show that this implies that we have $k/4$ edge-disjoint paths crossing B and supported on leaves of \mathcal{T} which are in $\mathcal{C}(B)$.
4. For any two intersecting (hollowed) balls B_1 and B_2 , $\mathcal{C}(B_1) \cap \mathcal{C}(B_2) = \emptyset$. Observe that $\mathcal{C}(B_1) \cap \mathcal{C}(B_2) \neq \emptyset$ if and only if either $t(B_1) \in \mathcal{C}(B_2)$ or $t(B_2) \in \mathcal{C}(B_1)$.

Figure 13: Properties of a valid ball labeling

Proof. By property 3, for any ball $B = (x, r_1 \| r_2)$ there are $k/4$ edge-disjoint paths crossing B originating from a vertex $u \in \mathcal{C}(B)$ such that $\|X_u - x\|_1 \leq r_1$. We only keep the portion of each of these paths starting from u until the first vertex that lies outside of $B(x, r_2)$ (and we discard the rest). Next, we show that these paths remain inside $\mathcal{C}(B)$. This is because by property 3 these paths exclude the subtree rooted at $t_d(B)$. In addition, these paths start at a vertex that does not lie in any of the subtrees rooted at $t_P(B)$; by property 2 they can never enter such a vertex. Therefore, these paths avoid the subtrees rooted at $t_P(B)$ as well, or in other words they are completely supported on $\mathcal{C}(B)$.

We further trim each of these paths from both ends so that the resulting paths lie inside B . By the L_1 triangle inequality, the L_1 length of the trimmed paths is at least the width of B . Now, by property 4, no edge of G is charged by more than its L_1 length. \square

Proposition 7.9. *Given a $(k, k \cdot \lambda, T)$ -LCH \mathcal{T} of G and a λ -geometric sequence of families of $12C_3/k$ -assigned bags of balls, $\text{FBag}_1, \text{FBag}_2, \dots$, such that FBag_i has type (δ_i, T_i) and T_i 's are disjoint subsets of T , if all balls of all bags in the sequence are insertable, $C_4 \geq 3$, $\lambda \leq 1/6C_4$, and $C_3 \geq 2((C_4 + 1) + 4(C_4 + 2)^2)$, then there is a set \mathcal{Z} of hollowed balls with a valid labeling such that*

$$\frac{C_4}{12C_3} \cdot \sum_i \sum_{t \in T_i} \delta_i \cdot |\text{Bag}_t| \leq \sum_{B(x, r_1 \| r_2) \in \mathcal{Z}} (r_2 - r_1).$$

It is easy to see that the above proposition together with [Lemma 7.8](#) implies [Proposition 7.2](#).

Proof of Proposition 7.2. For any i and any $t \in T_i$ we remove all non-insertable balls in Bag_t . If at least half of the balls of Bag_t are insertable then we will have a $12C_3/k$ -assigned bag of balls. Otherwise, we remove Bag_t from our geometric sequence and we remove t from T_i . The resulting geometric sequence satisfies the conditions of [Proposition 7.9](#).

By [Lemma 7.7](#), the sum of the radii of balls that we removed, which is at most twice the sum of the radii of all non-insertable balls, is at most half of the radii of all balls in the given geometric

sequence,

$$\begin{aligned} \sum_j \sum_{B \in \text{FBag}_j} \mathbb{I}[B \text{ is non-insertable}] \cdot \delta_j &\leq \sum_i \sum_{t \in T_i} \sum_j \sum_{B \in \text{FBag}_j} \mathbb{I}[B \text{ is non-insertable by } t] \cdot \delta_j \\ &\leq \sum_i \sum_{t \in T_i} \frac{4|\text{Bag}_t| \cdot \delta_i}{C_3} \leq \sum_i \sum_{t \in T_i} \frac{|\text{Bag}_t| \cdot \delta_i}{4} \end{aligned}$$

where the last inequality uses $C_3 \geq 16$. Therefore, the proposition follows by [Lemma 7.8](#). \square

We conclude this section with a simple fact. We show that any insertable ball $B \in \text{Bag}_t$ satisfies properties [2](#) and [3](#).

Fact 7.10. *Any insertable ball $B = B(X_u, \delta_\ell) \in \text{Bag}_t$ satisfies properties [2](#) and [3](#) of [Figure 13](#).*

Proof. Property [2](#) follows by the definition of insertable balls. To see [3](#) note that all balls of Bag_t are nonavoiding; in addition, since B is insertable, u does not belong to any of the subtrees rooted at $t_P(B)$. Since by definition of \mathcal{T} , $G(t)$ is k -edge-connected, there are k edge-disjoint paths from u to a vertex of $V(t)$ outside of B (note that since $|\text{Bag}_t| > 1$ there is always a vertex of $V(t)$ outside of B). \square

7.2.3 Order of Processing

In the rest of this section we prove [Proposition 7.9](#). So from now on, we assume all balls of all bags in the sequence are insertable and that every bag is $12C_3/k$ -assigned.

Similar to [Subsection 7.1](#), we give an inductive proof. In this part we describe general properties of our construction and we use them to prove two essential lemmas. We process families of bags of balls in phases, and in phase ℓ we process FBag_ℓ . We need to use slightly larger (compared to the previous section) constants in the definition of interior balls.

Definition 7.11 (Interior ball). *We say a ball $B = B(X_u, \delta_\ell) \in \text{Bag}_t$ is in the interior of a hollowed ball $B' = B(x, r_1 || r_2)$ if $\mathcal{C}(B) \cap \mathcal{C}(B') \neq \emptyset$ and,*

$$r_1 + C_3 \cdot \delta_\ell < \|x - X_u\|_1 < r_2 - C_3 \cdot \delta_\ell.$$

We say B is an interior ball (with respect to \mathcal{Z}) if B is in the interior of a hollowed ball (of \mathcal{Z}). If B is not an interior ball, we call it a border ball. Similar to the previous section we insert all border balls of phase ℓ at time τ_ℓ .

See [Figure 14](#) for the main properties of our inductive construction. In the rest of this part we use these properties to prove lemmas [7.13](#) and [7.15](#). The following fact follows simply by property [3](#).

Lemma 7.12. *Suppose we are processing $\text{Bag}_t \in \text{FBag}_\ell$ at time τ . For any $s \geq 0$ and any ball $B \in \text{Bag}_t$ and $B' \in \mathcal{Z}_{\tau, s}$, if $\mathcal{C}(B) \cap \mathcal{C}(B') \neq \emptyset$, then $t(B')$ is a weak ancestor of t .*

Proof. Let $t' = t(B')$. If $\mathcal{C}(B) \cap \mathcal{C}(B') \neq \emptyset$, then by property [1](#) of [Figure 13](#), t, t' are ancestor-descendant. So, we just need to show that t' is not a descendant of t .

First, by properties [2](#) and [3](#) of [Figure 14](#), $t' \in T_i$ for some $i \leq \ell$. If $t' \in T_\ell$ either $t' = t$ or $\text{Bag}_{t'}$ is processed by time τ . Therefore, by property [1](#) of [Figure 14](#), t' is not a descendant of t and we are done. Otherwise, $t' \in T_i$ and $i < \ell$. If t' is a descendant of t , then it is a predecessor of t and since B is an insertable ball, $t' \in t_P(B)$. So $t' \notin \mathcal{C}(B)$ and $\mathcal{C}(B') \cap \mathcal{C}(B) = \emptyset$, which cannot be the case. \square

1. Phase ℓ starts at $\tau_{\ell-1} + 1$ and ends at τ_ℓ . In phase ℓ , we process assigned bags of balls in FBag_ℓ , in the increasing order of the depth³ of the node to which they are assigned in \mathcal{T} . For example, if $\text{Bag}_{t_1}, \text{Bag}_{t_2} \in \text{FBag}_\ell$ and t_1 is an ancestor of t_2 , we process Bag_{t_1} before Bag_{t_2} .
2. Any ball of FBag_ℓ that we insert (in phase ℓ) remains unchanged till the end of phase ℓ . All other hollowed balls may be shrunk or be split into several balls but their labels (and their conflict sets) remain invariant.
3. Say at time $\tau_{\ell-1} < \tau < \tau_\ell$ we are processing Bag_t . We construct $\mathcal{Z}_{\tau+1}$ inductively by constructing $\mathcal{Z}_{\tau,0} = \mathcal{Z}_\tau, \mathcal{Z}_{\tau,1}, \dots, \mathcal{Z}_{\tau,\infty} = \mathcal{Z}_{\tau+1}$. We make sure that each set $\mathcal{Z}_{\tau,s}$ has a valid labeling. When we are constructing $\mathcal{Z}_{\tau,s+1}$, we insert several new (hollowed) balls where only some of them are in Bag_t . Those not in Bag_t are inserted as a result of a conflict in labeling that would be introduced if we inserted a ball of Bag_t . In these cases, we split or shrink an already inserted nonavoiding ball B' and we insert new hollowed balls $B \subseteq B'$ such that $\mathcal{C}(B) \subseteq \mathcal{C}(B')$. We also let $t(B) = t(B')$ or $t(B) = t$ depending on whether B is avoiding or nonavoiding.
4. At time τ_ℓ we process the border balls of all bags of FBag_ℓ .

Figure 14: Properties of our Inductive Construction

In the following lemma we show that when we are processing Bag_t (at time τ) any ball in this bag is in the interior of at most one hollowed ball of $\mathcal{Z}_{\tau,s}$.

Lemma 7.13. *Say we process $\text{Bag}_t \in \text{FBag}_\ell$ at time τ . For any $s \geq 0$, and any ball $B \in \text{Bag}_t$ and $B' \in \mathcal{Z}_{\tau,s}$, if $\mathcal{C}(B) \cap \mathcal{C}(B') \neq \emptyset$, then for any ball $B'' \neq B'$ in $\mathcal{Z}_{\tau,s}$ that intersects B' , $\mathcal{C}(B) \cap \mathcal{C}(B'') = \emptyset$.*

Consequently, if B is in the interior of $B' \in \mathcal{Z}_{\tau,s}$, then $\mathcal{C}(B) \cap \mathcal{C}(B'') = \emptyset$ for any $B'' \in \mathcal{Z}_{\tau,s}$ that intersects B' and $B'' \neq B'$. So, B is in the interior of at most one ball of $\mathcal{Z}_{\tau,s}$.

Proof. Let $t' = t(B')$; fix a ball $B'' \in \mathcal{Z}_{\tau,s}$ and let $t'' = t(B'')$. Assume, for the sake of contradiction, that $\mathcal{C}(B) \cap \mathcal{C}(B'') \neq \emptyset$. First, by [Lemma 7.12](#), t', t'' are weak ancestors of t . Since t' is a weak ancestor of t and $\mathcal{C}(B) \cap \mathcal{C}(B') \neq \emptyset$, we have $t \in \mathcal{C}(B')$. Similarly, $t \in \mathcal{C}(B'')$. Therefore, $\mathcal{C}(B') \cap \mathcal{C}(B'') \neq \emptyset$ which contradicts the validity of the labeling since B', B'' intersect. \square

Next, we show that once a ball of Bag_t becomes a border ball, it remains a border ball till the end of phase ℓ . In the proof we use the following simple fact.

Fact 7.14. *Suppose B, B' have a valid labeling; for any ball $B'' \subseteq B$ such that $\mathcal{C}(B'') \subseteq \mathcal{C}(B)$, $\{B', B''\}$'s labeling is valid as well.*

Lemma 7.15. *Suppose we are processing $\text{Bag}_t \in \text{FBag}_\ell$ at time τ . For any ball $B \in \text{Bag}_t$ if B is an interior ball with respect to (some hollowed ball of) $\mathcal{Z}_{\tau',s}$ for some $\tau \leq \tau' < \tau_\ell$ and $s > 0$, then, it is also in the interior of a ball of $\mathcal{Z}_{\tau',s-1}$.*

This lets us backtrack through $\mathcal{Z}_{\tau',s}$'s until we reach $\mathcal{Z}_{\tau,0}$. So, if B is a border ball at the time we start processing Bag_t it remains a border ball until time τ_ℓ .

³Note that the root has depth 0.

Proof. If B is in the interior of a newly inserted ball $B' \in \mathcal{Z}_{\tau',s}$, by property 3, the conflict set of B' is a subset of a conflict set of a ball $B'' \in \mathcal{Z}_{\tau'-1,s}$ containing B' . So, by Fact 7.14, B is also in the interior of B'' . \square

7.2.4 The Construction

At any time $\tau_{\ell-1} < \tau \leq \tau_\ell$ and $s \geq 0$, we allocate $\text{token}_{\tau,s}(B)$ tokens to any hollowed ball $B = B(x, r_1 || r_2) \in \mathcal{Z}_{\tau,s}$, where

$$\text{token}_{\tau,s}(B) = \begin{cases} \delta_\ell - C_4 \cdot \delta_{\ell+1} & \text{if } B \in \text{FBag}_\ell \\ [r_2 - r_1 - C_4 \cdot \delta_\ell]^+ & \text{if } B \notin \text{FBag}_\ell \text{ is nonavoiding} \\ \lceil \frac{r_2 - r_1 - C_4 \cdot \delta_\ell}{2(2+C_4)} \rceil^+ & \text{otherwise.} \end{cases}$$

Note that we allocate significantly smaller number of tokens to the avoiding hollowed balls; roughly speaking we allocate $1/2C_4$ fraction of what we allocate for a same-sized nonavoiding ball.

Say we are processing Bag_t at time $\tau_{\ell-1} + 1 \leq \tau < \tau_\ell$. We process Bag_t in several steps; we start with $\mathcal{Z} = \mathcal{Z}_\tau$ and in each iteration of the loop we may add/remove several (hollowed) balls to/from \mathcal{Z} . We use $\mathcal{Z}_{\tau,s}$ to denote the set \mathcal{Z} after the s -th iteration of the loop, so, $\mathcal{Z} = \mathcal{Z}_{\tau,0} = \mathcal{Z}_\tau$ before entering the loop and $\mathcal{Z} = \mathcal{Z}_{\tau,\infty} = \mathcal{Z}_{\tau+1}$ after the loop. Before processing Bag_t , we let Bor_t be the set of border balls of Bag_t with respect to $\mathcal{Z}_{\tau,0}$ and Int_t be the set of interior balls. We update these sets in each iteration of the loop. We use $\text{Bor}_{t,s}, \text{Int}_{t,s}$ to denote the sets $\text{Bor}_t, \text{Int}_t$ after the s -th iteration of the loop, respectively. In addition, we use $\text{Bor}_{t,\infty}, \text{Int}_{t,\infty}$ to denote these sets after the execution of the loop. We will process the balls in $\text{Bor}_{t,\infty}$ at the end of phase ℓ . The details of our construction are described in Algorithm 5.

The following is the main result of this part.

Lemma 7.16. *For any $\tau, s \geq 0$ the following holds. The set $\mathcal{Z}_{\tau,s}$'s labeling is valid. If we allocate $\text{token}_{\tau,s}(B)$ tokens to any hollowed ball $B(x, r_1 || r_2) \in \mathcal{Z}_{\tau,s}$, then we can distribute these tokens among nodes whose bags we have processed by time τ such that for any $i < \ell$, any $t' \in T_i$ receives at least $\frac{C_4}{12C_3} \cdot |\text{Bag}_{t'}| \cdot \delta_i$ tokens, and any $t' \in T_\ell$ that is processed by time τ receives at least*

$$\frac{C_4}{6C_3} \cdot (|\text{Bag}_{t'}| - |\text{Bor}_{t',\infty}| - |\text{Int}_{t',\infty}|) \cdot \delta_\ell$$

tokens, and the node t that we are processing at time τ receives at least

$$\frac{C_4}{6C_3} \cdot (|\text{Bag}_t| - |\text{Bor}_{t,s}| - |\text{Int}_{t,s}|) \cdot \delta_\ell$$

tokens.

Later, in the post processing phase we show that any node t receives at least $\frac{C_4}{6C_3} |\text{Bor}_{t,\infty}| \cdot \delta_\ell$ new tokens. This implies Proposition 7.9 as by the stopping condition of the main loop of Algorithm 5, for any $t \in T_\ell$, $|\text{Int}_{t,\infty}| < |\text{Bag}_t|/2$.

We prove the above lemma by an induction on τ, s . From now on, we assume that all conclusions of the lemma hold for τ, s and we prove the same holds for $\tau, s+1$. We construct $\mathcal{Z}_{\tau,s+1}$ (from $\mathcal{Z}_{\tau,s}$) in one of the three steps of the loop, i.e., steps 5, 14, 16. We analyze these steps in the following three cases.

Algorithm 5 Construction of $\mathcal{Z}_{\tau+1}$ by processing Bag_t .

Input: \mathcal{Z}_τ and $\text{Bag}_t \in \text{FBag}_\ell$.

Output: $\mathcal{Z}_{\tau+1}$

- 1: Let $\mathcal{Z} = \mathcal{Z}_\tau$, t^* be parent of t and $\text{Bor}_t, \text{Int}_t$ be the border balls and interior balls of Bag_t respectively. Also, let $\mathcal{O}'(t) = \{\{u, v\} \in \mathcal{O}(t) : \|X_u - X_v\|_1 < \delta_\ell\}$.
- 2: **while** $|\text{Int}_t| \geq |\text{Bag}_t|/2$ **do**
- 3: **if** $\exists B' \in \text{Int}_t$ s.t. B' is in the interior of an *avoiding* hollowed ball $B \in \mathcal{Z}$, **then**
- 4: Suppose $B' = B(X_u, \delta_\ell)$ and $B = B(x, r_1 \|r_2)$.
- 5: **Update** \mathcal{Z} : Remove B and add $B_1 = B(x, r_1 \| \|X_u - x\|_1 - \delta_\ell)$ and $B_2 = B(x, \|X_u - x\|_1 + \delta_\ell \|r_2)$ with the same labels as B . Add B' (to \mathcal{Z}) and remove it from Int_t . **Goto** step 19.
- 6: **else**
- 7: Let S_1, \dots, S_j be a natural decomposition of $G[V(t^*) - V(t)]$ into $k/4$ -edge-connected subgraphs as defined in [Definition 2.9](#). \triangleright In [Lemma 7.17](#) we will show that $j \leq 2|\mathcal{O}(t)|/k$.
- 8: Let $U \subseteq V(t)$ be the centers of balls of Int_t ,

$$\begin{aligned} V_i &:= \{v \in S_i : \exists u \in U, \{u, v\} \in \mathcal{O}'(t)\}, \\ U_i &:= \{u \in U : \exists v \in S_i, \{u, v\} \in \mathcal{O}'(t)\} \end{aligned}$$

\triangleright By [Definition 6.10](#), every vertex of U is incident to an edge of $\mathcal{O}'(t)$, so $\cup_{i=1}^j U_i = U$.

Also, since Bag_t is a $12C_3/k$ -assigned bag, $|U| = |\text{Int}_t| \geq |\text{Bag}_t|/2 \geq \frac{6C_3|\mathcal{O}(t)|}{k}$.

- 9: Let $i = \text{argmax}_{1 \leq i \leq j} |U_i|$. \triangleright So, $|U_i| \geq |U|/j \geq 3C_3$.
 - 10: Let $B = B(x, r_1 \|r_2) \in \mathcal{Z}$ be a nonavoiding ball such that a ball of Int_t with its center in U_i is in the interior of B . \triangleright We will show that $t(B)$ is an ancestor of t .
 - 11: We define $r'_1 = \max\{r_1, \min_{v \in V_i} \|x - X_v\|_1\}$ and $r'_2 := \min\{r_2, \max_{v \in V_i} \|x - X_v\|_1\}$.
 - 12: Let $\text{Int}_{B'}$ be the balls of Int_t whose centers are in the hollowed ball $B' = B(x, r'_1 - \delta_\ell \|r'_2 + \delta_\ell)$ and $U_{B'}$ be the centers of balls of $\text{Int}_{B'}$. \triangleright We may have $U_i \not\subseteq U_{B'}$ as some vertices of U_i may not even be in B , but all vertices of $U_{B'}$ are in B .
 - 13: **if** $|\text{Int}_{B'}| \cdot \delta_\ell > 3(r'_2 - r'_1)$ **then** \triangleright We treat $\text{Int}_{B'}$ as if it was a 3-compact bag of balls.
 - 14: **Update** \mathcal{Z} : Remove B and add $B_1 = B(x, r_1 \|r'_1 - 2\delta_\ell)$ and $B_2 = B(x, r'_2 + 2\delta_\ell \|r_2)$ with the same labels as B . Add all balls of $\text{Int}_{B'}$ to \mathcal{Z} and remove them from Int_t .
 - 15: **else**
 - 16: **Update** \mathcal{Z} : Remove B and add $B_1 = B(x, r_1 \|r'_1)$ and $B_2 = B(x, r'_2 \|r_2)$ to \mathcal{Z} , with the same labels as B . Add a new (nonavoiding) hollowed ball $B_3 = B(x, r'_1 + \delta_\ell \|r'_2 - \delta_\ell)$ with $t(B_3) = t$ and $t_P(B_3)$ consisting of nodes $t' \in t_P(B)$ such that t' is a descendant of t . Add an avoiding hollowed ball $B_4 = B(x, r'_1 \|r'_2)$ with $t(B_4) = t(B)$, $t_d(B_4) = t$ and $t_P(B_4) = t_P(B)$. Remove all balls of $\text{Int}_{B'}$ from Int_t . See [Figure 15](#) for an example. \triangleright Note that no ball of $\text{Int}_t - \text{Int}_{B'}$ is in the interior of B_1 or B_2 .
 - 17: **end if**
 - 18: **end if**
 - 19: Move all balls of Int_t that become border balls w.r.t. \mathcal{Z} into Bor_t .
 - 20: **end while**
- return** \mathcal{Z} .
-

Case 1: A ball $B' \in \text{Int}_{t,s}$ is in the interior of an avoiding hollowed ball $B = B(x, r_1 || r_2) \in \mathcal{Z}_{\tau,s}$. In this case by [Lemma 7.13](#), for any ball $B'' \in \mathcal{Z}_{\tau,s}$ such that $B \neq B''$, $\{B', B''\}$'s labeling is valid. Since, by definition, B' intersects neither of B_1, B_2 , $\mathcal{Z}_{\tau,s+1}$'s labeling is valid. We send all tokens of B_1 and B_2 and $\delta_\ell/2$ of the tokens of B' to B and we redistribute them by the induction hypothesis. We send the rest of the tokens of B' to t . Then, B receives,

$$\text{token}_{\tau,s+1}(B_1) + \text{token}_{\tau,s+1}(B_2) + \frac{\delta_\ell}{2} \geq \frac{(r_1 - r_2 - 2\delta_\ell) - 2C_4 \cdot \delta_\ell + \delta_\ell(2 + C_4)}{2(2 + C_4)} = \text{token}_{\tau,s}(B).$$

In the above equation, we crucially use that, roughly speaking, $\text{token}_{\tau,s}(B)$ is only a constant fraction of the width of B when B is an avoiding ball. This is not the case when we deal with nonavoiding balls in cases 2,3.

On the other hand, t receives

$$\text{token}_{\tau,s+1}(B') - \delta_\ell/2 \geq \delta_\ell - C_4 \cdot \delta_{\ell+1} - \delta_\ell/2 \geq \delta_\ell/4.$$

new tokens, where we used $\delta_{\ell+1} \leq \lambda \cdot \delta_\ell$ and $\lambda \leq 1/4C_4$. Since $|\text{Bor}_{t,s+1}| + |\text{Int}_{t,s+1}| = |\text{Bor}_{t,s}| + |\text{Int}_{t,s}| - 1$ we are done by induction.

Now suppose that the above does not happen. Consider the induced graph $G[V(t^*) - V(t)]$. Note that this graph may be disconnected. Let S_1, S_2, \dots, S_j be a natural decomposition of this graph as defined in [Definition 2.9](#). In the following lemma we show that $j \leq 2|\mathcal{O}(t)|/k$.

Lemma 7.17. $j \leq \frac{2|\mathcal{O}(t)|}{k}$.

Proof. By the definition of \mathcal{T} , $G(t^*)$ is k -edge-connected. Therefore, for any $1 \leq i \leq j$,

$$\partial_{G(t^*)}(S_i) \geq k.$$

Therefore,

$$j \cdot k \leq \sum_{i=1}^j \partial_{G(t^*)}(S_i) = \partial_{G(t^*)}(V(t)) + \sum_{i=1}^j \partial_{G[V(t^*)-V(t)]}(S_i) = |\mathcal{O}(t)| + \sum_{i=1}^j \partial_{G[V(t^*)-V(t)]}(S_i).$$

But, by [Lemma 2.10](#), the second term on the RHS is at most $2(j-1)(k/4-1)$. Therefore, $j \leq 2|\mathcal{O}(t)|/k$. \square

As we mentioned in the comments of the algorithm, by the assumption that Bag_t is $12C_3/k$ -assigned, the above lemma implies that

$$|U_i| \geq 3C_3. \tag{56}$$

Next, we prove a technical lemma which will be used in both of cases 2 and 3. In case 2 we use this lemma together with the above inequality to show that $|\text{Int}_{B'}| \geq 3(C_3 - 1)$; we will use this in our charging argument to compensate for the tokens lost by splitting B . In case 3, we use the following lemma to show that $r'_2 - r'_1 \geq (C_3 - 1) \cdot \delta_\ell$. Similarly, we use this inequality to compensate for the tokens lost by splitting B .

Lemma 7.18. *Let U, U_i, V_i be defined as in step 8. If $U_i \not\subseteq U_{B'}$, then $r'_2 - r'_1 \geq (C_3 - 1) \cdot \delta_\ell$.*

Proof. First, we show that there is a vertex $v \in V_i$ such that $X_v \notin B$. For the sake of contradiction assume $V_i \subset B$. We show that any vertex $u \in U_i$ is in $U_{B'}$ which is a contradiction. Fix a vertex $u \in U_i$. By [Definition 6.10](#), there is a vertex $v \in V_i$ such that $\{u, v\} \in \mathcal{O}'(t)$. Since $X_v \in B$, by the definition of r'_1, r'_2 , we have $r'_1 \leq \|X_v - x\|_1 \leq r'_2$. So, $X_u \in B(x, r'_1 - \delta_\ell \|r'_2 + \delta_\ell)$, i.e., $u \in U_{B'}$. This is a contradiction.

Now, let $v \in V_i$ be such that either $\|X_v - x\|_1 \geq r_2$ or $\|X_v - x\|_1 \leq r_1$. Here, we assume the former; the other case can be analyzed similarly. Then, we have $r'_2 = r_2$. But by definition of B , there is a ball $B(X_u, \delta_\ell) \in \text{Int}_{t,s}$ in the interior of B such that $u \in U_i$. Since $u \in U_i$, there is a vertex $w \in V_i$ such that $\|X_u - X_w\|_1 < \delta_\ell$. Therefore,

$$r'_1 \leq \|x - X_w\|_1 \leq \|x - X_u\|_1 + \delta_\ell \leq r_2 - C_3\delta_\ell + \delta_\ell.$$

where the last inequality uses that $B(X_u, \delta_\ell)$ is in the interior of B . So, $r'_2 - r'_1 \geq (C_3 - 1)\delta_\ell$. \square

Case 2: $|\text{Int}_{B'}| \cdot \delta_\ell > 3(r'_2 - r'_1)$.

First, we show $\mathcal{Z}_{t,s+1}$'s labeling is valid. Then, we distribute the tokens. To show that $\mathcal{Z}_{t,s+1}$'s labeling is valid, first we argue that all balls of $\text{Int}_{B'}$ are in the interior of B . Fix a ball $A \in \text{Int}_{B'}$, we show A is in the interior of B . First, $\{A, B\}$'s labeling is *invalid*. Because i) A, B intersect by the definition of $\text{Int}_{B'}$ and ii) a ball of Bag_t is in the interior of B and all balls of Bag_t have the same labels. Secondly, since $\text{Int}_{B'} \subseteq \text{Int}_{t,s}$, A is an interior ball. Therefore, by [Lemma 7.13](#), A is in the interior of B . Now, by [Lemma 7.13](#), for any $B'' \in \mathcal{Z}_{\tau,s}$ where $B'' \neq B$, $\{A, B''\}$'s labeling is valid. Furthermore, by construction, B_1, B_2 do not intersect any balls of $\text{Int}_{B'}$. Hence, $\mathcal{Z}_{t,s+1}$'s labeling is valid.

Next, we describe the distribution of tokens allocated to the balls of $\mathcal{Z}_{\tau,s+1}$. Before that, we show that $|\text{Int}_{B'}| \geq 3(C_3 - 1)$. We consider two cases. If $U_i \subseteq U_{B'}$. Then, by [\(56\)](#),

$$|\text{Int}_{B'}| = |U_{B'}| \geq |U_i| \geq 3C_3.$$

Otherwise, $U_i \not\subseteq U_{B'}$. Then, by [Lemma 7.18](#),

$$|\text{Int}_{B'}| \geq \frac{3(r'_2 - r'_1)}{\delta_\ell} \geq \frac{3(C_3 - 1) \cdot \delta_\ell}{\delta_\ell} = 3(C_3 - 1).$$

Therefore, $|\text{Int}_{B'}| \geq 3(C_3 - 1)$.

Now, we send all tokens of B_1, B_2 and $3/4$ of the tokens of each ball of $\text{Int}_{B'}$ to B and we redistribute them by the induction hypothesis. B receives,

$$\begin{aligned} & \text{token}_{\tau,s+1}(B_1) + \text{token}_{\tau,s+1}(B_2) + \frac{3}{4}|\text{Int}_{B'}|(\delta_\ell - C_4 \cdot \delta_{\ell+1}) \\ & \geq r_2 - r_1 - 4\delta_\ell - (r'_2 - r'_1) - 2C_4 \cdot \delta_\ell + \frac{3}{4} \cdot |\text{Int}_{B'}| \cdot \frac{5}{6}\delta_\ell \\ & \geq \text{token}_{\tau,s}(B) - (4 + C_4) \cdot \delta_\ell + \frac{7}{24}|\text{Int}_{B'}| \cdot \delta_\ell \\ & \geq \text{token}_{\tau,s}(B) - (4 + C_4) \cdot \delta_\ell + \frac{7}{8}(C_3 - 1) \cdot \delta_\ell \\ & \geq \text{token}_{\tau,s}(B). \end{aligned}$$

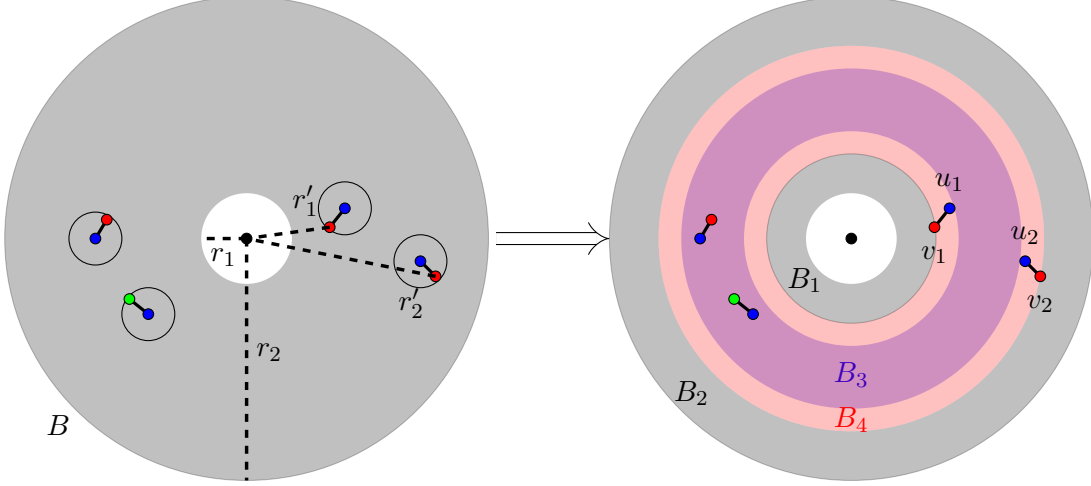


Figure 15: An illustration of Case 3. $U_{B'}$ is the blue vertices. V_i is the set of red vertices. The green vertex belongs to $V_{i'}$ for $i' \neq i$. The edges between the blue vertices and red/green vertices are in $\mathcal{O}'(t)$. We update $\mathcal{Z}_{\tau,s}$ as follows: We split B to balls B_1, B_2 . We also add an avoiding B_4 from the closest red point (r'_1) to the farthest one (r'_2), and a nonavoiding ball, $B_3 = B(\cdot, r'_1 + \delta_\ell \|r'_2 - \delta_\ell)$.

where the first inequality uses $\delta_{\ell+1} < \lambda \cdot \delta_\ell$ and $\lambda < 1/6C_4$, the second inequality uses the assumption $3(r'_2 - r'_1) < |\text{Int}_{B'}| \cdot \delta_\ell$, the third inequality uses $|\text{Int}_{B'}| \geq 3(C_3 - 1)$ and the last inequality uses $C_3 \geq 8(C_4 + 5)/7$. On the other hand, each ball $B' \in \text{Int}_{B'}$ sends

$$\frac{1}{4} \text{token}_\tau(B') \geq \frac{1}{4} \cdot \frac{5}{6} \delta_\ell$$

to t . So, t receives $|\text{Int}_{B'}| \cdot \delta_\ell/5$ new tokens. Since

$$|\text{Bor}_{t,s+1}| + |\text{Int}_{t,s+1}| = |\text{Bor}_{t,s}| + |\text{Int}_{t,s}| - |\text{Int}_{B'}|,$$

and we are done by induction.

Case 3: $|\text{Int}_B| \cdot \delta_\ell \leq 3(r'_2 - r'_1)$.

As usual, first we verify the validity of the labeling, then we show that the tokens assigned to B_3, B_4 compensate the loss of B and the balls of $\text{Int}_{B'}$ that we delete. We emphasize that verifying the validity of labeling is more involved in this case compared to cases 1, 2; this is because case 3 is the only one in which we insert new balls, i.e., B_3, B_4 , that do not exist in the given geometric sequence of bags of balls.

First, we show that property 3 of Figure 14 is satisfied; then we verify properties 4, 2, 3 of Figure 13 in that order. Recall that the labels of B_3 and B_4 are defined as follows:

	$t(\cdot)$	$t_d(\cdot)$	$t_P(\cdot)$	$\mathcal{C}(\cdot)$
B_3	t	NA	$t_P(B) \cap \{\text{descendants of } t\}$	$\mathcal{C}(B) \cap \text{subtree rooted at } t$
B_4	$t(B)$	t	$t_P(B)$	$\mathcal{C}(B) - \text{subtree rooted at } t$

Note that by Lemma 7.12 and that a ball of Bag_t is in the interior of B , $t(B)$ is a weak ancestor of t . Therefore, $\mathcal{C}(B_3), \mathcal{C}(B_4) \subseteq \mathcal{C}(B)$ as required by property 3 of Figure 14. Let us now verify that

$t_d(B_4) = t$ is a proper descendent of $t(B_4) = t(B)$, i.e., B_4 is a valid avoiding ball. Since we showed $t(B)$ is a weak ancestor of t , it is enough to show that $t(B) \neq t$. If $t(B) = t$, then B is constructed in an iteration $s' \leq s$ of the loop. This does not happen because whenever we construct a new ball in step 16 we delete all balls of Int_t that intersect with the new ball; in addition, no new interior balls are added throughout the loop by Lemma 7.15. Therefore $t(B) \neq t$.

Next, we verify property 4 of Figure 13. Since $\mathcal{C}(B_3), \mathcal{C}(B_4) \subseteq \mathcal{C}(B)$, by Fact 7.14, B_3, B_4 do not have a conflict with any ball of $\mathcal{Z}_{\tau, s} - \{B\}$, i.e., for any ball $B'' \in \mathcal{Z}_{\tau, s} - \{B\}$ that intersects one of them,

$$\mathcal{C}(B_3) \cap \mathcal{C}(B'') = \emptyset \text{ and } \mathcal{C}(B_4) \cap \mathcal{C}(B'') = \emptyset.$$

In addition, since $t_d(B_4) = t = t(B_3)$, $\mathcal{C}(B_3) \cap \mathcal{C}(B_4) = \emptyset$. Furthermore, B_3 and B_4 do not intersect B_1, B_2 . So the labelings satisfy property 4 of Figure 13.

It remains to verify that B_3, B_4 satisfy properties 2 and 3 of Figure 13. B_3 and B_4 satisfy property 2 because $t_P(B_3), t_P(B_4) \subseteq t_P(B)$ and they are inside B . Finally, we need to verify property 3. First, we show B_3 satisfies property 3. By the definition of U_i there are vertices $u_1, u_2 \in U_i$ such that $\|x - X_{u_1}\| < r'_1 + \delta_\ell$ and $\|x - X_{u_2}\| > r'_2 - \delta_\ell$ (see Figure 15). Since $G(t)$ is k -edge-connected there are k edge-disjoint paths between u_1 and u_2 supported on $V(t)$. So, we just need to argue that $u_1 \in \mathcal{C}(B_3)$, i.e., for any $t' \in t_P(B_3)$, $u_1 \notin V(t')$. This is because, $u_1 \in U_i$ is incident to an edge e of $\mathcal{O}'(t)$. Since t' is a descendant of t , if $u_1 \in V(t')$ then $e \in \mathcal{P}(t')$ so an endpoint of an edge of $\mathcal{P}(t')$ has distance less than r_2 from the center of B which is contradictory with $t' \in t_P(B_3) \subseteq t_P(B)$.

Lastly, we show B_4 satisfies property 3. By the definition of V_i there are vertices $v_1, v_2 \in V_i$ such that $\|x - X_{v_1}\| \leq r'_1$ and $\|x - X_{v_2}\| \geq r'_2$ (see Figure 15). Since $V_i \subseteq S_i$ and S_i is $k/4$ -edge-connected in $G[V(t^*) - V(t)]$, there are $k/4$ edge-disjoint paths from v_1 to v_2 in $G[V(t(B)) - V(t)]$. We need to argue that $v_1 \in \mathcal{C}(B_4)$, i.e., it is enough to show that for any $t' \in t_P(B_4)$, we have $v_1 \notin V(t')$. This is similar to the argument in the previous paragraph. First, since $v_1 \in V_i$, v_1 is incident to an edge $e \in \mathcal{O}'(t)$. Since $t' \in t_P(B)$ and $\|X_{v_1} - x\|_1 \leq r_2$, we must have $e \notin \mathcal{P}(t')$. Therefore, if $v_1 \in V(t')$, t' must be a weak ancestor of t^* . But, since $t(B)$ is an ancestor of t and a ball of Bag_t is in the interior of B , we must have $t \in \mathcal{C}(B)$, i.e., $t_P(B)$ cannot not contain a weak ancestor of t . So, $v_1 \notin V(t')$.

It remains to distribute the tokens. First, we show that $r'_2 - r'_1 \geq (C_3 - 1) \cdot \delta_\ell$. If $U_i \not\subseteq U_{B'}$, then by Lemma 7.18, $r'_2 - r'_1 \geq (C_3 - 1) \cdot \delta_\ell$. Otherwise, by the assumption of Case 3,

$$r'_2 - r'_1 \geq \frac{1}{3} |\text{Int}_{B'}| \cdot \delta_\ell \geq \frac{1}{3} |U_i| \cdot \delta_\ell \geq C_3 \cdot \delta_\ell,$$

where the last inequality follows by (56). We send all tokens of B_1, B_2, B_3 , and $(2C_4 + 2)\delta_\ell$ tokens of B_4 to B and we redistribute them by the induction hypothesis. We send the rest of the tokens of B_4 to t . Ball B receives

$$\sum_{i=1}^3 \text{token}_{\tau, s+1}(B_i) + (2C_4 + 2) \cdot \delta_\ell \geq r_2 - r_1 - 2\delta_\ell - 3C_4\delta_\ell + (2C_4 + 2)\delta_\ell = \text{token}_{\tau, s}(B).$$

On the other hand, t receives,

$$\begin{aligned}
\text{token}_{\tau, s+1}(B_4) - (2C_4 + 2)\delta_\ell &= \frac{r'_2 - r'_1 - C_4 \cdot \delta_\ell - 4(2 + C_4)^2 \cdot \delta_\ell}{2(2 + C_4)} \\
&\geq \frac{r'_2 - r'_1 - (C_3 - 1)\delta_\ell/2}{2(2 + C_4)} \\
&\geq \frac{r'_2 - r'_1}{4(2 + C_4)} \\
&\geq \frac{|\text{Int}_B| \cdot \delta_\ell}{12(2 + C_4)} \geq \frac{C_4 |\text{Int}_B| \cdot \delta_\ell}{6C_3},
\end{aligned}$$

new tokens. In the first inequality we used $(C_3 - 1) \geq 2(C_4 + 4(C_4 + 2)^2)$, the second inequality uses $r'_2 - r'_1 \geq (C_3 - 1) \cdot \delta_\ell$, and the third inequality uses the assumption $r'_2 - r'_1 \geq \frac{1}{3} \cdot |\text{Int}_B| \cdot \delta_\ell$. This concludes the proof of [Lemma 7.16](#).

7.2.5 Post-processing

Say we have processed all $\text{Bag}_t \in \text{FBag}_\ell$ and we are the end of phase ℓ , i.e., time τ_ℓ . We need to make sure that each node $t \in T_\ell$ receives at least $\frac{C_4}{6C_3} |\text{Bor}_{t, \infty}| \cdot \delta_\ell$ new tokens. Then, by [Lemma 7.16](#), each node t , altogether, receives at least

$$\frac{C_4}{6C_3} (|\text{Bag}_t| - |\text{Int}_{t, \infty}|) \cdot \delta_\ell \geq \frac{C_4}{12C_3} |\text{Bag}_t| \cdot \delta_\ell$$

tokens. The above inequality uses that by the condition of the main loop of [Algorithm 5](#), for any $t \in T_\ell$, $|\text{Int}_{t, \infty}| \leq |\text{Bag}_t|/2$.

We define the shrink operator as follows: For any hollowed ball $B = B(x, r_1 \| r_2) \in \mathcal{Z}_{\tau_\ell}$,

$$\text{shrink}_\ell(B) = \begin{cases} B & \text{if } B \in \text{FBag}_\ell \\ B(x, r_1 + (C_3 + 1)\delta_\ell \| r_2 - (C_3 + 1)\delta_\ell) & \text{if } B \notin \text{FBag}_\ell \text{ and } r_2 - r_1 > 2(C_3 + 1)\delta_\ell \\ B(x, 0) = \emptyset & \text{otherwise.} \end{cases} \tag{57}$$

Let

$$\begin{aligned}
b &:= \sum_{t \in T_\ell} |\text{Bor}_{t, \infty}|, \\
\text{excess} &:= \sum_{B \in \mathcal{Z}_{\tau_\ell}} (\text{token}_{\tau_{\ell+1}}(B) - \text{token}_{\tau_\ell}(B)).
\end{aligned}$$

Think of excess as the additional number of tokens that we gain for all hollowed balls $B \in \mathcal{Z}_{\tau_\ell}$ when we go to the new phase $\ell + 1$. Our idea is simple. If excess is very large then we do not add any of the border balls and we just distribute excess between all nodes of T_ℓ . Otherwise, we shrink balls of \mathcal{Z}_{τ_ℓ} and we add the border balls.

Case 1: $\text{excess} \geq \frac{C_4}{6C_3} \cdot b \cdot \delta_\ell$.

In this case, we do not add any of the border balls and we simply let $\mathcal{Z}_{\tau_\ell+1} = \mathcal{Z}_{\tau_\ell}$.

Now, observe that for any hollowed ball $B \in \mathcal{Z}_{\tau_\ell}$, we have $\text{token}_{\tau_\ell+1}(B) - \text{token}_{\tau_\ell}(B)$ additional tokens that B has not used. We distribute these tokens between the nodes of T_ℓ proportional to their number of border balls. More precisely, for any ball $B \in \mathcal{Z}_{\tau_\ell}$ and $t \in T_\ell$, we send

$$\frac{|\text{Bor}_{t,\infty}|}{b} \cdot (\text{token}_{\tau_\ell+1}(B) - \text{token}_{\tau_\ell}(B))$$

tokens to t . Therefore, t receives

$$\begin{aligned} \sum_{B \in \mathcal{Z}_{\tau_\ell}} \frac{|\text{Bor}_{t,\infty}|}{b} \cdot (\text{token}_{\tau_\ell+1}(B) - \text{token}_{\tau_\ell}(B)) &= \frac{|\text{Bor}_{t,\infty}| \cdot \text{excess}}{b} \\ &\geq \frac{C_4}{6C_3} \cdot |\text{Bor}_{t,\infty}| \cdot \delta_\ell, \end{aligned}$$

and we are done.

Case 2: $\text{excess} < \frac{C_4}{6C_3} \cdot b \cdot \delta_\ell$.

For each hollowed ball $B \in \mathcal{Z}_{\tau_\ell}$ we replace B by $\text{shrink}_\ell(B)$ in $\mathcal{Z}_{\tau_\ell+1}$. We also add all balls of $\text{Bor}_{t,\infty}$ for all $t \in T_\ell$ to $\mathcal{Z}_{\tau_\ell+1}$. By [Lemma 7.15](#) any border ball $B \in \text{Bor}_{t,\infty}$ is not in the interior of any ball of \mathcal{Z}_{τ_ℓ} . By the definition of the shrink operator, and using the fact that balls of FBag_ℓ do not intersect, any ball of $\cup_{t \in T_\ell} \text{Bor}_{t,\infty}$ does not intersect any ball of $\mathcal{Z}_{\tau_\ell+1}$. So, $\mathcal{Z}_{\tau_\ell+1}$'s labeling is valid.

It remains to distribute the tokens. First, we prove a technical lemma.

Lemma 7.19. *If $\text{excess} < \frac{C_4}{6C_3} \cdot b \cdot \delta_\ell$, then*

$$b \cdot \delta_\ell \geq 2 \sum_{B \in \mathcal{Z}_{\tau_\ell}} (\text{token}_{\tau_\ell}(B) - \text{token}_{\tau_\ell+1}(\text{shrink}_\ell(B))).$$

Proof. It is sufficient to show that for any hollowed ball $B = B(x, r_1 || r_2) \in \mathcal{Z}_{\tau_\ell}$

$$\text{token}_{\tau_\ell+1}(B) - \text{token}_{\tau_\ell}(B) \geq \frac{C_4}{3C_3} \cdot (\text{token}_{\tau_\ell}(B) - \text{token}_{\tau_\ell+1}(\text{shrink}_\ell(B))). \quad (58)$$

Because, then

$$\begin{aligned} \sum_{B \in \mathcal{Z}_{\tau_\ell}} \text{token}_{\tau_\ell}(B) - \text{token}_{\tau_\ell+1}(\text{shrink}_\ell(B)) &\leq \frac{3C_3}{C_4} \sum_{B \in \mathcal{Z}_{\tau_\ell}} \text{token}_{\tau_\ell+1}(B) - \text{token}_{\tau_\ell}(B) \\ &= \frac{3C_3}{C_4} \text{excess} \leq \frac{b \cdot \delta}{2}, \end{aligned}$$

as desired. The last inequality follows by the lemma's assumption.

It remains to prove (58). First, note that if $\text{token}_{\tau_\ell}(B) = 0$ then the above holds trivially. So assume $\text{token}_{\tau_\ell}(B) > 0$. We consider three cases. i) $B \in \text{FBag}_\ell$. In this case both sides of the

above inequality is zero. This is because $\text{shrink}_\ell(B) = B$ and $\text{token}_{\tau_\ell}(B) = \text{token}_{\tau_{\ell+1}}(B)$. ii) B is a nonavoiding hollowed ball. Since $\text{token}_{\tau_\ell}(B) > 0$, $r_2 - r_1 > C_4 \cdot \delta_\ell$. Therefore,

$$\begin{aligned} \text{token}_{\tau_{\ell+1}}(B) - \text{token}_{\tau_\ell}(B) &= C_4 \cdot (\delta_\ell - \delta_{\ell+1}) \geq \frac{2}{3} \cdot C_4 \cdot \delta_\ell \\ \text{token}_{\tau_\ell}(B) - \text{token}_{\tau_{\ell+1}}(\text{shrink}_\ell(B)) &\leq 2(C_3 + 1)\delta_\ell + C_4 \cdot (\delta_{\ell+1} - \delta_\ell) \leq 2C_3 \cdot \delta_\ell. \end{aligned}$$

using $\delta_{\ell+1} \leq \delta_\ell/3$ and $C_4 \geq 3$. So, (58) is correct. iii) B is an avoiding hollowed ball. Equation (58) is equivalent to case (ii) up to a $2(2 + C_4)$ factor in both sides of the inequality. \square

For any ball $B \in \text{Bor}_{t,\infty}$ and any ball $B' \in \mathcal{Z}_{\tau_\ell}$, we send

$$\frac{\delta_\ell}{2} \cdot \frac{\text{token}_{\tau_\ell}(B') - \text{token}_{\tau_{\ell+1}}(\text{shrink}_\ell(B'))}{\sum_{B'' \in \mathcal{Z}_{\tau_\ell}} \text{token}_{\tau_\ell}(B'') - \text{token}_{\tau_{\ell+1}}(\text{shrink}_\ell(B''))}$$

tokens to B' and we send the remaining tokens to t . For any ball $B \in \mathcal{Z}_{\tau_\ell}$, also send all of the tokens of $\text{shrink}_\ell(B)$ to B .

Therefore, by Lemma 7.19, any ball $B \in \mathcal{Z}_{\tau_\ell}$ receives at least

$$\begin{aligned} \text{token}_{\tau_{\ell+1}}(\text{shrink}_\ell(B)) + b \cdot \frac{\delta_\ell}{2} \cdot \frac{\text{token}_{\tau_\ell}(B) - \text{token}_{\tau_{\ell+1}}(\text{shrink}_\ell(B))}{\sum_{B' \in \mathcal{Z}_{\tau_\ell}} \text{token}_{\tau_\ell}(B') - \text{token}_{\tau_{\ell+1}}(\text{shrink}_\ell(B'))} \\ \geq \text{token}_{\tau_{\ell+1}}(\text{shrink}_\ell(B)) + (\text{token}_{\tau_\ell}(B) - \text{token}_{\tau_{\ell+1}}(\text{shrink}_\ell(B))) \\ = \text{token}_{\tau_\ell}(B), \end{aligned}$$

that we redistribute by the induction hypothesis. On the other hand, any $t \in T_\ell$ receives

$$|\text{Bor}_{t,\infty}| \cdot (\delta_\ell - \delta_\ell/2 - C_4 \cdot \delta_{\ell+1}) \geq |\text{Bor}_{t,\infty}| \cdot \delta_\ell/4$$

new tokens, and we are done with the induction. This completes the proof of Proposition 7.9.

Acknowledgment.

We would like to thank James R Lee, Satish Rao, Amin Saberi, Luca Trevisan, and Umesh Vazirani for enlightening and stimulating discussions. We also would like to specially thank Lap Chi Lau for proofreading and extensive comments on earlier versions of this manuscript.

References

- [AGM⁺10] Arash Asadpour, Michel X. Goemans, Aleksander Madry, Shayan Oveis Gharan, and Amin Saberi. An $O(\log n / \log \log n)$ -approximation Algorithm for the Asymmetric Traveling Salesman Problem. In *SODA*, pages 379–389, 2010. [1](#), [2](#), [31](#), [81](#)
- [Alo86] N Alon. Eigenvalues and expanders. *Combinatorica*, 6:83–96, January 1986. [33](#)
- [AM85] N. Alon and V. Milman. Isoperimetric inequalities for graphs, and superconcentrators. *Journal of Combinatorial Theory, Series B*, 38(1):73–88, feb 1985. [33](#)

- [AO14] Nima Anari and Shayan Oveis Gharan. The Kadison-Singer Problem for Strongly Rayleigh Measures and Applications to Asymmetric TSP. 2014. [1](#), [3](#), [4](#), [7](#), [9](#), [10](#)
- [AW02] R. Ahlswede and A. Winter. Strong converse for identification via quantum channels. *Information Theory, IEEE Transactions on*, 48(3):569–579, 2002. [3](#)
- [AW13] Charles Akemann and Nik Weaver. A Lyapunov type theorem from Kadison-Singer. 2013. [7](#), [8](#)
- [BBL09] Julius Borcea, Petter Brändén, and Thomas M. Liggett. Negative dependence and the geometry of polynomials. *Journal of American Mathematical Society*, 22:521–567, 2009. [4](#)
- [Blä02] M. Bläser. A new approximation algorithm for the asymmetric tsp with triangle inequality. In *SODA*, pages 638–645, 2002. [1](#)
- [BSS14] Joshua D. Batson, Daniel A. Spielman, and Nikhil Srivastava. Twice-ramanujan sparsifiers. *SIAM Review*, 56(2):315–334, 2014. [5](#)
- [BV06] S. Boyd and L. Vandenberghe. *Convex Optimization*. Cambridge University Press, 2006. [15](#), [35](#)
- [CGK06] Moses Charikar, Michel X. Goemans, and Howard Karloff. On the integrality ratio for the asymmetric traveling salesman problem. *MOR*, 31(2):245–252, 2006. [1](#)
- [Chr76] Nicos Christofides. Worst case analysis of a new heuristic for the traveling salesman problem. Report 388, Graduate School of Industrial Administration, Carnegie-Mellon University, Pittsburgh, PA, 1976. [1](#)
- [ES14] Jeff Erickson and Anastasios Sidiropoulos. A near-optimal approximation algorithm for asymmetric TSP on embedded graphs. In *SOCG*, page 130, 2014. [1](#), [3](#)
- [FGM82] A. M. Frieze, G. Galbiati, and F. Maffioli. On the worst-case performance of some algorithms for the asymmetric traveling salesman problem. *Networks*, 12:23–39, 1982. [1](#)
- [FHHP11] Wai Shing Fung, Ramesh Hariharan, Nicholas J. A. Harvey, and Debmalya Panigrahi. A general framework for graph sparsification. In *STOC*, pages 71–80, 2011. [5](#)
- [FS07] U. Feige and M. Singh. Improved approximation ratios for traveling salesman tours and path in directed graphs. In *APPROX*, pages 104–118, 2007. [1](#)
- [GBS08] Arpita Ghosh, Stephen Boyd, and Amin Saberi. Minimizing effective resistance of a graph. *SIAM Rev.*, 50(1):37–66, February 2008. [11](#)
- [GHJS09] Michel X. Goemans, Nicholas J. A. Harvey, Kamal Jain, and Mohit Singh. A randomized rounding algorithm for the asymmetric traveling salesman problem. 2009. [2](#)
- [God04] Luis A. Goddyn. Some open problems i like. available at <http://www.math.sfu.ca/goddyn/Problems/problems.html>, 2004. [3](#)

- [HK70] M. Held and R.M. Karp. The traveling salesman problem and minimum spanning trees. *Operations Research*, 18:1138–1162, 1970. [1](#)
- [HO14] Nicholas J. A. Harvey and Neil Olver. Pipe rounding, pessimistic estimators and matrix concentration. In *SODA*, pages 926–945, 2014. [3](#), [5](#), [6](#), [7](#)
- [Jae84] F. Jaeger. On circular flows in graphs, finite and infinite sets. *Colloquia Mathematica Societatis Janos Bolyai 37*, pages 391–402, 1984. [3](#)
- [Kar99] David R. Karger. Random sampling in cut, flow, and network design problems. *MOR*, 24(2):383–413, May 1999. [81](#)
- [KLSS05] H. Kaplan, M. Lewenstein, N. Shafir, and M. Sviridenko. Approximation algorithms for asymmetric TSP by decomposing directed regular multigraphs. *J. ACM*, pages 602–626, 2005. [1](#)
- [LP13] Russell Lyons and Yuval Peres. *Probability on Trees and Networks*. Cambridge University Press, 2013. To appear. [5](#)
- [LTWZ13] László Miklós Lovász, Carsten Thomassen, Yezhou Wu, and Cun-Quan Zhang. Nowhere-zero 3-flows and modulo k-orientations. *J. Comb. Theory, Ser. B*, 103(5):587–598, 2013. [3](#)
- [Mir75] L. Mirsky. A trace inequality of john von neumann. *Monatshefte für Mathematik*, 79(4):303–306, 1975. [16](#)
- [MSS13] Adam Marcus, Daniel A Spielman, and Nikhil Srivastava. Interlacing families ii: Mixed characteristic polynomials and the kadison-singer problem. 2013. [1](#), [3](#), [6](#), [7](#), [8](#), [10](#)
- [NW61] C. St. J. A. Nash-Williams. Edge disjoint spanning trees of finite graphs. *J. London Math. Soc.*, 36:445–45, 1961. [17](#)
- [OS11] Shayan Oveis Gharan and Amin Saberi. The asymmetric traveling salesman problem on graphs with bounded genus. In *SODA*, pages 967–975, 2011. [1](#), [2](#), [3](#)
- [OSS11] Shayan Oveis Gharan, Amin Saberi, and Mohit Singh. A randomized rounding approach to the traveling salesman problem. In *FOCS*, pages 550–559, 2011. [4](#)
- [RT87] Prabhakar Raghavan and Clark D. Tompson. Randomized rounding: a technique for provably good algorithms and algorithmic proofs. *Combinatorica*, 7(4):365–374, December 1987. [2](#)
- [Rud99] M. Rudelson. Random vectors in the isotropic position. *Journal of Functional Analysis*, 164(1):60–72, 1999. [3](#)
- [SLB74] G. L. Shurbet, T. O. Lewis, and T. L. Boullion. Quadratic matrix equations. *Ohio Journal of Science*, 74:273–277, 1974. [36](#)
- [SS11] Daniel A. Spielman and Nikhil Srivastava. Graph sparsification by effective resistances. *SIAM J. Comput.*, 40(6):1913–1926, 2011. [5](#)

- [ST04] Daniel A. Spielman and Shang-Hua Teng. Nearly-linear time algorithms for graph partitioning, graph sparsification, and solving linear systems. In *STOC*, pages 81–90, 2004. 5
- [Sve15] Ola Svensson. Approximating atsp by relaxing connectivity. to appear in FOCS, 2015. 4
- [Tho12] Carsten Thomassen. The weak 3-flow conjecture and the weak circular flow conjecture. *Journal of Combinatorial Theory, Series B*, 102(2):521–529, 2012. 3
- [Wea04] Nik Weaver. The kadison-singer problem in discrepancy theory. *Discrete Mathematics*, 278(1-3):227–239, 2004. 3

A Missing proofs of Section 1

Theorem 1.2. *For any $\alpha > 0$ (which can be a function of n), and $k \geq \log n$, a polynomial-time construction of an α/k -thin tree in any k -edge-connected graph gives an $O(\alpha)$ -approximation algorithm for ATSP. In addition, even an existential proof gives an $O(\alpha)$ upper bound on the integrality gap of the LP relaxation.*

Proof. For a feasible vector x of LP (1), let $c(x) = \sum_{u,v} c(u,v) \cdot x_{u,v}$. For two disjoint sets A, B and a set of arcs T let

$$\vec{T}(A, B) := \{(u, v) : u \in A, v \in B\},$$

be the set of arcs from A to B . We use the following theorem that is proved in [AGM⁺10].

Theorem A.1. *For a feasible solution x of LP (1) and a spanning tree T such that for any $S \subseteq V$,*

$$|\vec{T}(S, \bar{S})| - |\vec{T}(\bar{S}, S)| \leq \alpha \cdot \sum_{u \notin S, v \in S} x_{u,v} + x_{v,u} =: \alpha \cdot x(S, \bar{S}), \quad (59)$$

and $\sum_{(u,v) \in T} c(u,v) \leq \beta \cdot c(x)$, there is a polynomial time algorithm that finds a tour of length $O(\alpha + \beta) \cdot c(x)$.

Given a feasible solution x of LP (1), for a constant $C \geq 4$, we sample $Ck \cdot n$ arcs where the probability of choosing each arc (u, v) is proportional to $x_{u,v}$. We drop the direction of the arcs and we call the sampled graph $G = (V, E)$. Since $x(S, \bar{S}) \geq 2$ for all $S \subseteq V$, and $k \geq \log n$, it follows by the seminal work of Karger [Kar99] that for a sufficiently large C , with high probability, for any $S \subseteq V$, $|E(S, \bar{S})|$ is between $1/2$ and 2 times $Ck \cdot x(S, \bar{S})$. Since this happens with high probability, by Markov’s inequality we can also assume that

$$c(E) \leq 2C \cdot k \cdot c(x),$$

where for a set $F \subseteq E$,

$$c(F) := \sum_{\{u,v\} \in F} \min\{c(u,v), c(v,u)\}.$$

Since $x(S, \bar{S}) \geq 2$ and $C \geq 4$, G is $2k$ -edge-connected. Let $\beta = \alpha/k$. By the assumption of the theorem, G has a β -thin tree, say T_1 . Because of the thinness of T_1 , $G(V, E - T_1)$ is $2k(1 - \beta) \geq k$ -edge-connected. Therefore, it also has a β -thin tree. By repeating this argument, we can find $j = \frac{1}{2\beta}$ edge-disjoint β -thin spanning trees in G , T_1, \dots, T_j .

Without loss of generality, assume that $c(T_1) = \min_{1 \leq i \leq j} c(T_i)$. We show that T_1 satisfies the conditions of the above theorem. First, since $c(T_1) = \min_{1 \leq i \leq j} c(T_i)$,

$$c(T_1) \leq \frac{c(E)}{j} \leq \frac{2C \cdot k \cdot c(x)}{j} = 4C \cdot \alpha \cdot c(x).$$

On the other hand, since T_1 is β -thin with respect to G , for any set $S \subseteq V$,

$$|T_1(S, \overline{S})| \leq \beta \cdot |E(S, \overline{S})| \leq 2C \cdot k \cdot \beta \cdot x(S, \overline{S}) = 2C \cdot \alpha \cdot x(S, \overline{S}).$$

Therefore, the theorem follows from an application of [Theorem A.1](#). □