

The chemical signature of surviving Population III stars in the Milky Way

Jarrett L. Johnson*

X Theoretical Design, Los Alamos National Laboratory, Los Alamos, NM 87545, USA

6 August 2015

ABSTRACT

Cosmological simulations of Population (Pop) III star formation suggest that the primordial initial mass function may have extended to sub-solar masses. If Pop III stars with masses $\leq 0.8 M_{\odot}$ did form, then they should still be present in the Galaxy today as either main sequence or red giant stars. Despite broad searches, however, no primordial stars have yet been identified. It has long been recognized that the initial metal-free nature of primordial stars could be masked due to accretion of metal-enriched material from the interstellar medium (ISM). Here we point out that while gas accretion from the ISM may readily occur, the accretion of dust from the ISM can be prevented due to the pressure of the radiation emitted from low-mass stars. This implies a possible unique chemical signature for stars polluted only via accretion, namely an enhancement in gas phase elements relative to those in the dust phase. Using Pop III stellar models, we outline the conditions in which this signature could be exhibited, and we derive the expected signature for the case of accretion from the local ISM. Intriguingly, due to the large fraction of iron depleted into dust relative to that of carbon and other elements, this signature is similar to that observed in many of the so-called carbon-enhanced metal-poor (CEMP) stars. We therefore suggest that some fraction of the observed CEMP stars may, in fact, be accretion-polluted Pop III stars.

Key words: early universe — cosmology: theory — ISM: dust — stars: low-mass — abundances

1 INTRODUCTION

For decades it has been a critical open question what were the first stars, and what was their fate (e.g. Bond 1981). Increasingly broad and sensitive surveys have been carried out in the halo (e.g. Cayrel et al. 2004; Caffau et al. 2011; Keller et al. 2014) and bulge (e.g. Schlafman & Casey 2014) of the Galaxy, as well as in nearby dwarf galaxies (e.g. Kirby et al. 2011; Frebel et al. 2014) in search of the most primitive stars (see e.g. Beers & Christlieb 2005; Frebel 2010 for reviews). While these surveys have uncovered a trove of extremely metal-poor stars that provide invaluable clues to the nature of the first stars, as of yet there have been found no stars with a truly primordial composition (i.e. no metals).

This null result in the hunt for Population (Pop) III stars is increasingly in tension with state-of-the-art cosmological simulations suggesting that low-mass Pop III stars may have formed in the early universe (e.g. Clark et al. 2011; Greif et al. 2011; Dopcke et al. 2013; Bromm 2013; Susa et al. 2014; Stacy & Bromm 2014; Greif 2014; Hirano

et al. 2014; Machida & Nakamura 2015) and that they may still reside in the Galaxy today (e.g. Madau et al. 2008; Gao et al. 2010; Tumlinson et al. 2010; Karlsson et al. 2013; Hartwig et al. 2014). One clear resolution to this tension between theory and observation emerges if low-mass Pop III stars accrete metals from the interstellar medium (ISM) during their long lives traversing the Galaxy (Yoshii 1981; Iben 1983; Frebel et al. 2009; Komiya et al. 2010, 2015; Johnson & Khochfar 2011). Such accretion events would result in the pollution of the stellar surface with heavy elements and mask the primordial nature of a Pop III star.

Here we consider the expected chemical signature produced by such accretion events. In particular, we show that a clear signature could be imprinted due to the fact that, owing to the force of the radiation emitted from low-mass stars, dust is often not accreted onto such stars even while gas is readily accreted. In Section 2, we estimate the impact of stellar radiation on the dynamics of dust grains. In Sections 3 and 4, we describe the conditions under which dust and gas are segregated in accretion flows due to the influence of stellar radiation. In Section 5, we estimate the expected chemical signatures of first and second generation stars that

* Email: jjj@lanl.gov

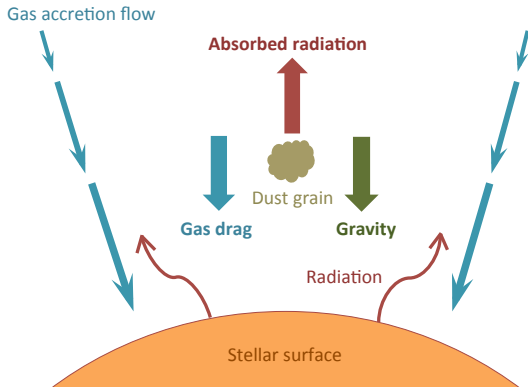


Figure 1. The forces acting on a dust grain in an accretion flow onto a low-mass star: the inward gravitational pull of the star (green), the outward force due to absorption of stellar radiation (red), and the inward drag on the grain due to collisions and Coulomb interactions (see Section 3) with the accreting gas particles (blue). If a sufficient amount of radiation is absorbed by the grain, it will be repelled from the star, even as gas particles are readily accreted.

are enriched via accretion of gas and dust from an ISM with heavy element abundance ratios and dust depletion properties similar to those of the local ISM. Finally, we give our conclusions and offer a brief discussion in Section 6.

2 THE EDDINGTON LIMIT FOR DUST

Here we consider the forces at play during the accretion of dust-enriched material from the ISM onto a star, as illustrated in Figure 1. In particular, we shall concern ourselves with accretion onto low-mass ($\leq 0.8 M_{\odot}$) Pop III stars and low-mass, low-metallicity Pop II protostars. While the radiation emitted from these objects couples weakly to gas, it can be readily absorbed by dust grains. In turn, this implies that the dynamics of dust grains can be quite different from that of the gas, as has been discussed previously in the context of various types of metal-enriched stars (e.g. Voshchinnikov & Il'in 1983; Ivezić & Elitzur 1995; 2010; Netzer 2007) and in pre-stellar cores (Whitworth & Bate 2002) and diffuse clouds (Weingartner & Draine 2001b) exposed to the radiation field in the diffuse ISM.

We shall define the Eddington ratio for dust as the ratio of the outward radiative force on a grain to the inward gravitational force on the grain. As shown in Figure 1, if a sufficient amount of radiation is absorbed by a grain, the Eddington ratio can exceed unity, in which case the grain may be repelled from the star even as gas is accreted onto it. This is, however, provided that the inward drag force due to collisions and Coulomb interactions with gas particles is sufficiently small, as we discuss in the next Section.

The Eddington ratio for a given dust grain depends on its size, density and the efficiency with which it absorbs radiation. Here we consider a range of dust grain densities between 1 and 3 g cm^{-3} , roughly bracketing the densities

of porous and compact interstellar dust grains, respectively (e.g. Ossenkopf 1993; Mathis 1996; Iati et al. 2001; Weingartner & Draine 2001a; Dullemond & Dominik 2005; Voshchinnikov et al. 2005; Shen et al. 2008; Heng & Draine 2009), and we adopt the wavelength-dependent absorption efficiencies for both graphite and silicate grains presented in Draine & Lee (1984).

We note that the absorption efficiencies of porous grains may be somewhat different than those of the compact grains that we adopt here (e.g. Mukai et al. 1992; Tazaki & Nomura 2015), although it has been shown that porous (aggregate) grains composed of silicates and graphite have absorption efficiencies that differ by less than a factor of ~ 2 over the range of porosities that we consider for interstellar grains (for effective radii of $\sim 0.1 \mu\text{m}$; see Shen et al. 2008). For simplicity and given the other large uncertainties in our calculations (e.g. ISM properties, dust properties and depletion factors over the history of the Galaxy) we adopt the same absorption efficiencies for porous and compact grains.

These radiation absorption efficiencies are dependent on the wavelength of the radiation and so on the spectrum of the radiation emitted by the star. For the stellar radiation we adopt simple black body spectra. We use effective temperatures and luminosities appropriate for a $0.8 M_{\odot}$ Pop III star, as presented in Siess et al. (2002). Specifically, we choose a temperature of 6500 K and a luminosity of $5 L_{\odot}$ for the main sequence (MS) stage, and a temperature of 5500 K and a luminosity of $50 L_{\odot}$ for the red giant (RG) stage.¹ For Pop II protostellar radiation, we adopt values for the temperature and luminosity in the range of values derived from observations as presented in Dunham et al. (2014). We choose a temperature of 1000 K, near the upper end of the distribution of protostellar temperatures observed in the Galaxy, as we expect sub-solar metallicity protostars to be hotter, on average, than solar metallicity protostars in the Galaxy today, due to the lower opacity of metal-poor stellar envelopes (see e.g. Marigo et al. 2001; Schaerer 2002; Suda et al. 2007). Consistent with this temperature, we choose a luminosity of $100 L_{\odot}$.²

The Eddington ratios for dust grains, as functions of their radii (referred to as size in the Figures), are shown in Figures 2, 3 and 4, for Pop III MS stars, Pop III RGs and Pop II protostars, respectively. In each Figure, we present the Eddington ratios for compact and porous grains, for both graphite and silicates. In each Figure, it is clear that less dense (more porous) grains have higher Eddington ratios. This follows from the fact that, for a given size, denser grains are more massive and so experience a stronger gravitational pull toward the star.

Comparing the Figures, it is also clear that the Eddington ratios are much higher for the more luminous Pop III RG and Pop II protostellar cases, than for the less luminous Pop III MS case. We note, in particular, that the Eddington ratio is ~ 10 times higher in the Pop III RG case than in the Pop III MS case; this is expected, given that the luminosities

¹ Other low-mass Pop III stellar models give similar values (Marigo et al. 2001; Picardi et al. 2004; Suda et al. 2007).

² In principle, at these luminosities it is possible for dust grains to be sublimated in the accretion flows that we consider, although in Appendix A we show that this is may be unlikely to occur.

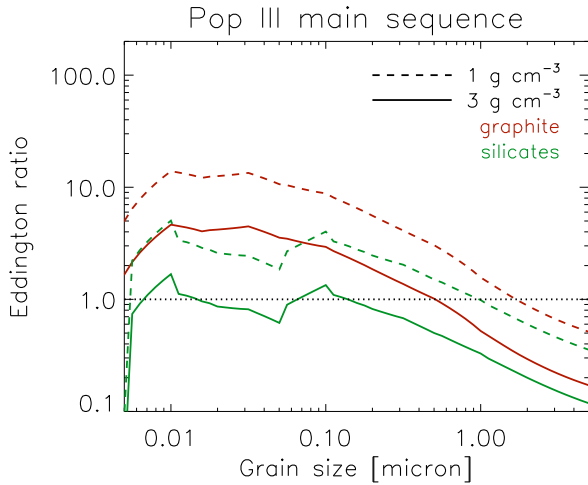


Figure 2. The Eddington ratio for dust grains in an accretion flow onto a $0.8 M_{\odot}$ MS Pop III star with a surface temperature of 6500 K and a luminosity of $5 L_{\odot}$, shown as a function of grain size. The dotted lines correspond to relatively porous grains with a density of 1 g cm^{-3} , while the solid lines correspond to more compact grains with a density of 3 g cm^{-3} . An Eddington ratio greater than unity implies that the outward radiative force exceeds the inward gravitational force, and that the grains can be repelled from the star instead of being accreted along with the gas. For a given grain size, more porous grains experience a weaker gravitational pull toward the star, leading to higher Eddington ratios.

we have adopted for these cases differ by just this factor and that the effective temperatures are similar in both cases.

Finally, we note that the Eddington ratios are higher for graphite than for silicates. This follows directly from the fact that the absorption efficiencies for graphite grains are significantly higher than those for silicates, in the wavelength range in which the stars are most strongly emitting. For the black body spectra we adopt, the emission peaks at 0.44, 0.52 and $2.89 \mu\text{m}$ for the Pop III MS (6500 K), Pop III RG (5500 K) and Pop II protostellar (1000 K) cases, respectively. It is at these and larger wavelengths that the absorption efficiency of graphite is especially higher than that of silicates (see Figures 4 and 5 of Draine & Lee 1984).

A large fraction of the dust grains shown in the Figures have Eddington ratios exceeding unity, implying that they may not be accreted onto the low-mass stars and protostars that we consider.³ However, as shown in Figure 1, the force of gas drag must also be overcome in order for grains to avoid accretion; we consider this effect in the next Section.

³ For extremely high Eddington ratios, in particular those exceeding the gas to dust mass ratio (which may be, e.g., ~ 100), it is possible that the radiatively-accelerated dust grains may sweep up the gas as they are expelled from the star. In such cases, neither gas nor dust would be accreted. As we find, in general, much lower Eddington ratios, our calculations suggest this is uncommon.

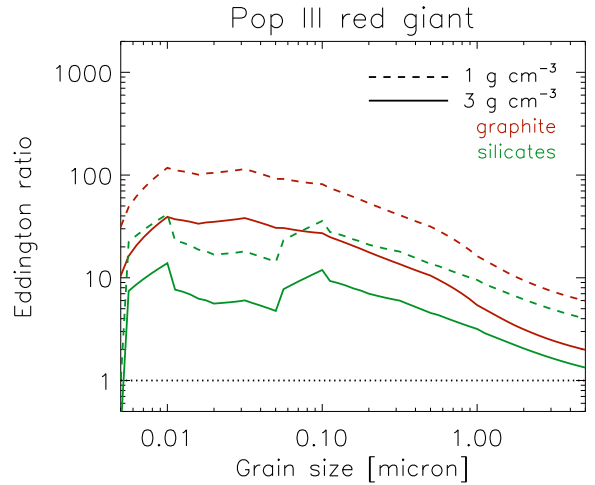


Figure 3. The same as Figure 2 but for the case of accretion onto a $0.8 M_{\odot}$ Pop III RG star with a surface temperature of 5500 K and a luminosity of $50 L_{\odot}$. The larger luminosity of the RG, as compared to the MS star shown in Figure 2, implies larger radiative forces on the grains, and thus larger Eddington ratios.

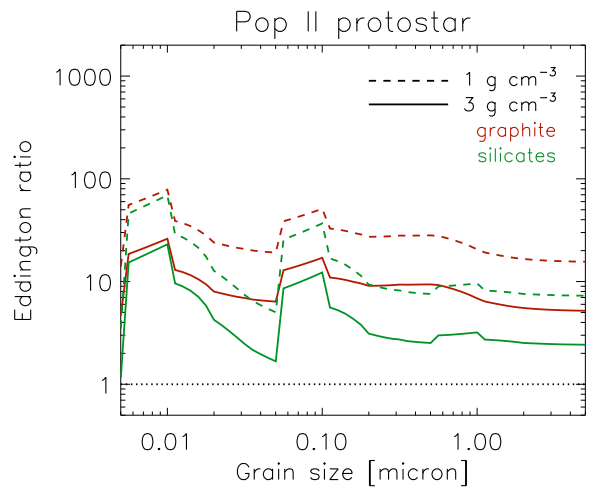


Figure 4. The same as Figures 2 and 3 but for the case of accretion onto a $0.8 M_{\odot}$ Pop II protostar with a temperature of 1000 K and a luminosity of $100 L_{\odot}$.

3 THE EFFECT OF GAS DRAG

Here we consider the effects of particle collisions and Coulomb drag on the dynamics of dust grains in accretion flows. We include these forces in the overall force balance shown in Figure 1, and determine the conditions under which dust grains will not be accreted along with the gas.

To estimate the force due to collisional gas drag $F_{\text{collision}}$ and Coulomb drag F_{Coulomb} we adopt the equation below from Draine & Salpeter (1979)⁴:

⁴ We note that other authors have also described similarly the effect of gas drag on radiation-driven gas and dust segregation (e.g. Baines et al. 1965; Simpson et al. 1980).

$$\begin{aligned}
F_{\text{drag}} &= F_{\text{collision}} + F_{\text{Coulomb}} \\
&= 2\pi r_{\text{grain}}^2 k_{\text{B}} T \\
&\times n_{\text{H}} [G_0(s) + f_e \psi^2 \ln(\Lambda) G_2(s)] \\
&= 2\pi r_{\text{grain}}^2 k_{\text{B}} T n_{\text{H}} G_3,
\end{aligned} \tag{1}$$

where T is the gas temperature, k_{B} is Boltzmann's constant, r_{grain} is the radius of dust grains, and n_{H} is the number density of hydrogen nuclei. For our calculations (see Figure 5) we assume a hydrogen gas with a free electron (or ionized fraction) fractions of $f_e = 10^{-2}$ and 10^{-4} , bracketing values that are appropriate for the cold, dense ISM (e.g. Weingartner & Draine 2001c; Draine 2003). As reflected in equation (1), for our calculations we assume that grains are spherical, although there are significant uncertainties related to departures from spherical symmetry. We have also adopted here, again following Draine & Salpeter (1979), the following formulae:

$$\psi = \frac{eU}{k_{\text{B}}T}, \tag{2}$$

$$\Lambda = \frac{3}{2r_{\text{grain}} e \psi} (k_{\text{B}}T / \pi n_e)^{\frac{1}{2}}, \tag{3}$$

$$s = (m_{\text{grain}} c_s^2 / 2k_{\text{B}}T)^{\frac{1}{2}}, \tag{4}$$

where n_e is the number density of free electrons, m_{grain} is the mass of the dust grain, c_s is the sound speed in the gas, and T is the ISM temperature. The functions appearing in equation (1) are defined as follows:

$$G_0(s) = \frac{8s}{3\pi^{\frac{1}{2}}} \left(1 + \frac{9\pi}{64}s^2\right)^{\frac{1}{2}}, \tag{5}$$

$$G_2(s) = s \left(\frac{3}{4}\pi^{\frac{1}{2}} + s^3\right)^{-1}. \tag{6}$$

Finally, for the electrostatic potential U appearing in equation (2), which depends on the grain charge and dictates the magnitude of the Coulomb force, we adopt a wide range of values corresponding to various grain charges. While the grain charge is in part set by the photoionization rate of grains due to radiation emitted from the star undergoing an accretion event, it is also a function of the interstellar radiation field, which can be either more or less intense than the stellar radiation field, depending on the environment in which an accretion event occur. It also depends strongly on the number density of free electrons and ions in the ISM, which accrete onto grains and alter their charge (see e.g. Weingartner & Draine 2001c; Akimkin et al. 2015). Given that the radiation field and ionization state of the ISM during accretion events, which may have occurred at any point in the ~ 13 Gyr history of a typical low-mass Pop III star, are unknown and very uncertain, we consider a range of possible grain charges and ISM ionization states in evaluating F_{drag} , as shown in Figure 5. This Figure shows the value of the quantity G_3 defined below and appearing in the right side of equation (1):

$$G_3 = G_0(s) + f_e \psi^2 \ln(\Lambda) G_2(s). \tag{7}$$

We show the value of G_3 for a large range of these values in Figure 5. For this plot, we have assumed an ISM

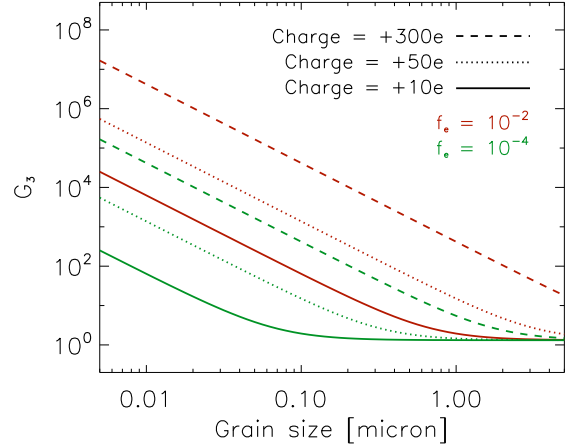


Figure 5. The factor G_3 appearing in equation (1) which encapsulates the impact of collisional gas drag and Coulomb drag on the the critical densities $n_{\text{H,crit}}$ shown in Figures 6, 7 and 8. For values of G_3 close to unity, the force due to collisional gas drag dominates that due to Coulomb drag. Given the large uncertainties associated with the environments in which accretion may occur onto low-mass Pop III stars, here we show G_3 for a variety of grain charges and ISM free electron fractions, as labelled. For large grain charge and/or large free electron fraction f_e , likely associated with intense radiation fields, its value is large, implying low values of the critical densities shown in Figures 6, 7 and 8.

temperature of $T = 50$ K and a free electron number density of $n_e = 1 \text{ cm}^{-3}$, with the value of G_3 depending only relatively weakly on these values. Large values of G_3 , corresponding to large grain charge and/or free electron fraction, reflect a strong drag force (equation 1). This, in turn, can dramatically decrease the likelihood of dust segregation, as we discuss next.

4 THE CRITICAL DENSITY FOR DUST SEGREGATION

From the definition we have adopted for the Eddington ratio f_{Edd} for dust, the net outward force F_{rad} on a dust grain due to radiation from the star is given by

$$F_{\text{rad}} = (f_{\text{Edd}} - 1) \frac{GM_* m_{\text{grain}}}{r^2}, \tag{8}$$

where m_{grain} is the mass of the grain, M_* is the mass of the star, and r is the distance from the star; the last term on the right side is simply the definition of the gravitational force on the grain. If the magnitude of the radiation force (equation 8) exceeds that of the drag force (equation 1), then a dust outflow will be set up at the Bondi radius of the star. If this condition is satisfied, then the dust grains will not be accreted, even while the gas is freely accreting onto the star. In particular, we define the critical density of hydrogen atoms n_{H} in equation (1) as that above which the gas drag force exceeds the outward radiative force, in which case the dust grains are entrained in the accretion flow.

Figures 6, 7 and 8 show the grain size-dependent values we find for this critical density, for the Pop III MS,

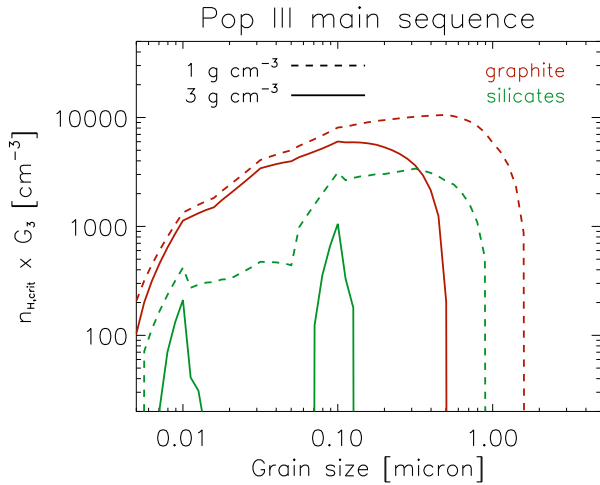


Figure 6. The critical ISM density above which gas drag entrains dust in an accretion flow, for the case of Bondi-Hoyle accretion with an ISM sound speed of $c_s = 0.7 \text{ km s}^{-1}$, shown as a function of grain size (following from equations 1 and 7), for the case of a Pop III MS star. For a given grain size, less dense grains (*dashed lines*) experience a smaller gravitational force than more dense grains (*solid lines*), resulting in larger Eddington ratios and larger critical densities. The dependence of the critical density on the ISM ionized fraction and grain charge, which dictate the strength of the Coulomb drag force, is shown in Figure 5.

Pop III RG and Pop II protostellar cases, respectively. In each Figure, a fiducial ISM sound speed of $c_s = 0.7 \text{ km s}^{-1}$ is assumed. The Eddington ratios shown in Figures 2, 3 and 4 are also adopted.

For cases in which the Eddington ratio is less than unity, there is no well-defined critical density, since the grains are accreted regardless of the effect of gas drag. This is the case, in particular, for compact (high density) grains in the Pop III MS case shown in Figure 5. Following the trends described in Section 2 for the Eddington ratios, less dense grains are less susceptible to gas drag entraining them in accretion flows, due to their higher surface area-to-mass ratios.

For cases of relatively low grain charge and/or ISM free electron fraction, the critical densities shown in the Figures are, in general, much larger than the densities of the gas clouds filling the vast majority of the Galaxy (see e.g. Talbot & Newman 1977; Rosolowsky 2010). Therefore, it is likely that dust segregation would occur during accretion onto low-mass Pop III stars in regions with relatively weak radiation fields and/or weak ionization. However, the elevated grain-ionizing photon flux in the vicinity of massive stars can lead to large grain charges of up to $\sim 200 e+$, as shown recently by Akimkin et al. (2015; see also Gail & Sedlmayr 1979); such a large grain charge could lead to critical densities as low as $n_{\text{H,crit}} < 1 \text{ cm}^{-3}$ for relatively small grains, depending on the ionization state of the ISM. If subjected to a weaker interstellar radiation field (e.g. Weingartner & Draine 2001c) the grain charge is likely to be much lower, leading to smaller values of $G_3 \lesssim 10^2$ and critical densities $n_{\text{H,crit}} \gtrsim 10^2 \text{ cm}^{-3}$. If the grains are charged predominantly due to photoionization by accreting low-mass Pop III stars themselves, the grain charge is likely to be intermediate be-

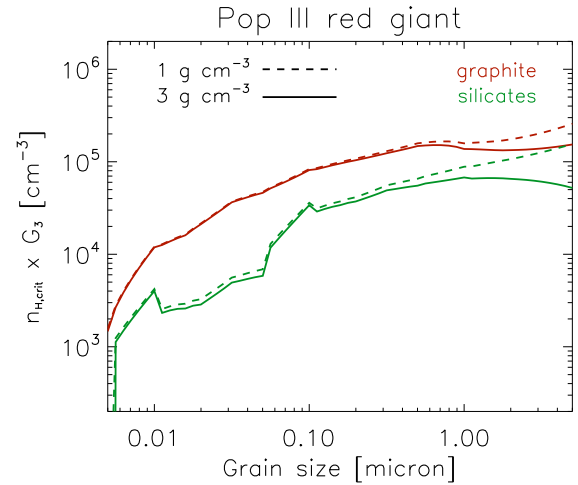


Figure 7. Just as Figure 6, but for the case of a Pop III RG.

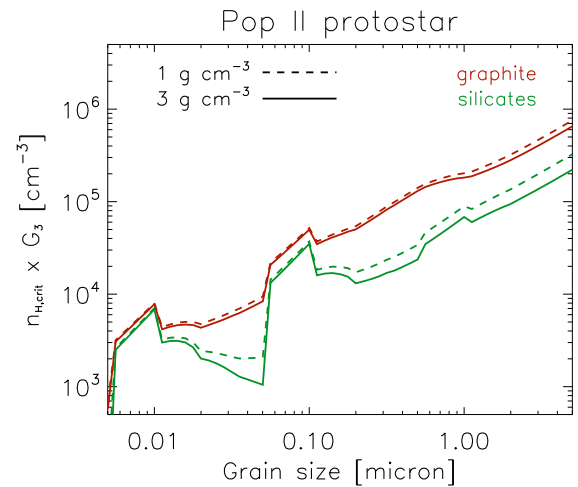


Figure 8. Just as Figures 6 and 7, but for the case of a Pop II protostar.

tween these two cases, the exact value depending on grain size and composition, as well as on the ISM density, temperature and ionization state.

For simplicity, in the next Section we shall estimate the chemical signatures of stars polluted via accretion under the assumption that the ISM density is lower than the critical values shown in the Figures. This will suffice to outline the qualitative trends that we expect dust segregation to imprint on the chemical signatures of accretion-polluted low-mass stars. We emphasize, however, that especially in regions with intense radiation fields and/or strong ISM ionization, the critical density may be lower than the ISM density, making dust segregation unlikely to occur.

5 THE EXPECTED CHEMICAL SIGNATURE

To derive the expected chemical signatures of stars polluted with metals via accretion of gas and/or dust from the ISM, we must take into account the size distribution of dust grains

	[C/Fe]	[N/Fe]	[O/Fe]	[Mg/Fe]	[Si/Fe]	[Ti/Fe]	[Cr/Fe]	[Mn/Fe]	[Ni/Fe]	[Zn/Fe]
$\rho_{\text{grain}} = 3 \text{ g cm}^{-3}$										
Pop III MS	-0.03	0.15	0.12	0.01	0.009	-0.001	-0.0001	0.003	-0.0005	0.06
Pop III RG	2.02	2.13	2.0	0.97	0.87	-0.89	-0.04	0.47	-0.19	1.69
Pop II protostar	2.02	2.13	2.0	0.97	0.87	-0.89	-0.04	0.47	-0.19	1.69
$\rho_{\text{grain}} = 1 \text{ g cm}^{-3}$										
Pop III MS	2.02	2.13	2.0	0.97	0.87	-0.89	-0.04	0.47	-0.19	1.69
Pop III RG	2.02	2.13	2.0	0.97	0.87	-0.89	-0.04	0.47	-0.19	1.69
Pop II protostar	2.02	2.13	2.0	0.97	0.87	-0.89	-0.04	0.47	-0.19	1.69

Table 1. The expected chemical signatures of $0.8 M_{\odot}$ Pop III MS and RG stars, and of $0.8 M_{\odot}$ Pop II protostars, due to accretion of material from the ISM having a solar abundance pattern and dust depletion properties as observed in the solar neighborhood. The abundance ratios are given for dust densities of $\rho_{\text{grain}} = 1$ and 3 g cm^{-3} , in the bottom and top rows, respectively. The same distinct chemical signature, directly imprinted from the dust depletion properties of the local ISM, is predicted in nearly all cases. It is only the Pop III MS star in the case of compact (high density) grains, for which the Eddington ratio drops below unity (see Figure 2), that does not display this signature.

and the depletion factors of the various elements onto dust grains. Here we consider grain sizes (for both graphite and silicates) defined by the commonly used, power law size distribution presented in Mathis, Rumpl & Nordsieck (1977; MRN), in which the number of grains N with a given size r_{grain} is given by $dN/dr_{\text{grain}} \propto r_{\text{grain}}^{-3.5}$ and the minimum and maximum grain sizes are 5 nm and 250 nm, respectively.⁵ We use the element-dependent depletion factors derived for the local ISM, as presented in Jenkins (2009).⁶ For simplicity, and consistent with previous work (e.g. Field 1974; Draine 2003a; Chiaki et al. 2014), we assume all depleted carbon to be in graphite and silicates to comprise all other depleted elements.

To obtain the chemical signatures, we sum up all of the elements that would be accreted in the form of gas and those that reside in dust grains which have Eddington ratios below unity. We do not include the elements residing in dust grains with Eddington ratios greater than unity, as these are assumed to not be accreted. Finally, for simplicity we assume that the chemical signature is due solely to the accretion of material from an ISM with solar abundance ratios of heavy elements (i.e. those heavier than hydrogen and helium) and dust depletion properties as observed in the solar neighborhood. While this allows for concrete predictions, since these are observed quantities, it is also likely that accretion onto low-mass Pop III stars and onto the earliest Pop II protostars could have occurred from an ISM with somewhat dif-

ferent heavy element abundance ratios and dust depletion properties (see e.g. Chiaki et al. 2014; Ritter et al. 2014).

We present the expected chemical signatures in Table 1, for dust grain densities of 1 and 3 g cm^{-3} . For each grain density, we present the results that we find for the cases of $0.8 M_{\odot}$ MS Pop III stars, Pop III RGs, and Pop II protostars. For the Pop III cases, accretion is assumed to occur from the ISM, while for the Pop II protostar case it is assumed to take place during the growth of the protostar itself via accretion from a molecular cloud. We consider the abundances of ten elements relative to iron, as labeled in the Table.

For cases in which the Eddington ratios of all dust grains are below unity (as shown in Figures 2, 3 and 4), all dust and gas are accreted onto the star and the abundance ratios are solar (i.e. for an element X, $[X/\text{Fe}] = 0$). This is nearly the case for the Pop III MS star we consider, for dense grains (i.e. $\rho_{\text{grain}} \simeq 3 \text{ g cm}^{-3}$), and hence the abundance ratios are all near solar values. The more luminous Pop III RGs and Pop II protostars, however, tend to have higher Eddington ratios, which result in a distinctive abundance pattern. In these cases, where the Eddington ratio is greater than unity for all grains, no dust is accreted onto the star and the abundance ratios follow directly from the dust depletion properties. This distinctive abundance pattern emerges for the cases of Pop II protostars and Pop III RGs, as well as for Pop III MS stars given sufficiently low grain densities. We note that this distinct signature predicted for Pop II protostars would likely be complicated by the fact that some amount of dust will have gone into the protostar at its initial collapse, before it begins radiating appreciably. Also, as noted in the last Section, such protostars may accrete from molecular clouds that may have densities higher than the critical densities shown in Figure 8.

We emphasize that the abundance ratios listed in Table 1 are for the specific case of an ISM with heavy element abundance ratios similar to those observed in the Sun and

⁵ This is a simple choice, which is suitable owing to the large uncertainties elsewhere in our calculations, which include the uncertainties in the dust fraction, composition and density of the accreting ISM. More refined grain size distributions for the local ISM include those presented by Draine & Lee (1984) and Weingartner & Draine (2001a).

⁶ We have adopted values that have been inferred for the cold, neutral ISM. Lower depletion factors have also been inferred for the more diffuse ISM (see e.g. Jenkins 2009).

for dust depletion properties as observed in the local ISM. In reality, it is very likely that accretion onto low-mass Pop III stars could occur from an ISM that is different than this. Likewise, the earliest Pop II protostars likely accrete gas from an ISM that is different than this. That said, it is a robust conclusion that due to dust segregation in accretion flows elements that are heavily depleted onto dust grains are not as readily accreted as elements which are in the gas phase. In turn, this implies a robust chemical signature with elements largely in the gas phase being more abundant than elements that are largely depleted.

As mentioned above, the most clear signatures of dust-segregated accretion are present in cases in which the Edington ratio exceeds unity for all grains, and no dust is accreted onto the star. In this case, since iron is almost completely depleted onto dust grains in the local ISM and carbon and oxygen are much less depleted (see e.g. Table 4 of Jenkins 2009), this implies large characteristic values of $[C/Fe] = 2.02$, $[N/Fe] = 2.13$, and $[O/Fe] = 2.0$. In turn, as magnesium and silicon are more depleted than carbon and oxygen, but still less depleted than iron, characteristic values for these elements are somewhat lower: $[Mg/Fe] = 0.97$ and $[Si/Fe] = 0.87$. Also, due to the high depletion factor of titanium, its expected abundance ratio is quite low, $[Ti/Fe] = -0.89$. Finally, the low depletion of zinc leads to a high expected abundance ratio of $[Zn/Fe] = 1.69$.

Many of these predicted abundance ratios are, in fact, similar to the abundance ratios that have been inferred for a large range of metal-poor stars. In particular, the carbon-enhanced metal-poor (CEMP) stars represent a large fraction of the most metal-poor stars known (e.g. Aoki et al. 2013; Lee et al. 2013; Yong et al. 2013; Carollo et al. 2014; Placco et al. 2014, 2015; Schlaufman & Casey 2014; Bonafacio et al. 2015; Frebel et al. 2015), and in many cases exhibit large carbon abundances relative to iron such as those shown in Table 1. There have been reported stars in the literature with abundances that are similar to those we find for other elements shown, as well.

In Figure 9, we compare our predicted chemical signature (for the case of no dust accretion) with the data on a selection of CEMP stars from the literature (Aoki et al. 2007; Norris et al. 2013; Spite et al. 2013). As the Figure shows, for many elements the data qualitatively match the expected chemical signature, although there are outliers. In particular, the predicted low value for $[Ti/Fe]$ is not found in the data, nor is the predicted high value for $[Zn/Fe]$. Nonetheless, based on the broad agreement with the data that we find over the full range of elements, we tentatively conclude that some fraction of observed CEMP stars could, in fact, be Pop III stars that have been polluted due to accretion of material from the ISM of the Galaxy. We emphasize that any star that matches well all the abundance ratios shown in Figure 9, including those for titanium and zinc, would be a very strong candidate polluted Pop III star. That said, given the large uncertainties in the ISM and dust properties over the history and spatial extent (e.g. Ochsendorf & Tielens 2015) of the Galaxy and its lower-metallicity progenitors (see e.g. Tchernyshyov et al. 2015), it is also difficult to rule out this possibility for any of the stars shown in Figure 9 solely on the basis of the quality of match to this specific predicted chemical signature.

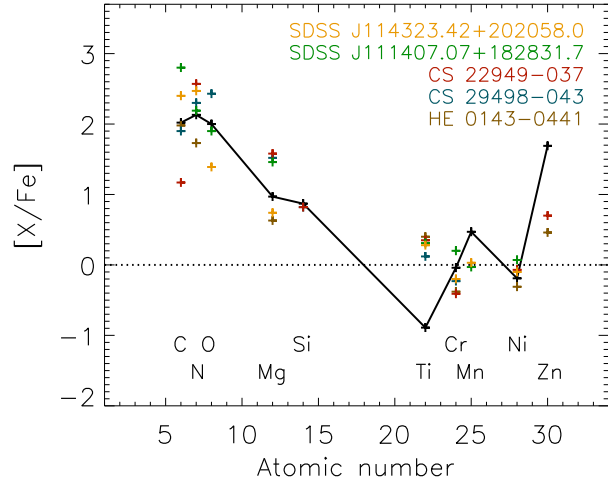


Figure 9. The expected chemical signature of accretion from the local ISM, for the case of no dust accretion, for the same ten elements shown in Table 1 (black points and lines), and the data for these elemental abundances for five CEMP stars reported in the literature, each color-coded separately as labeled. While the data cluster around the expected chemical abundances for most elements, in particular those with low atomic numbers, there are heavier elements which are outliers. The weak and strong depletion of zinc and titanium, respectively, lead to distinctive signatures which are not particularly well fit by the data.

6 CONCLUSIONS AND DISCUSSION

We have estimated the impact of the dynamics of dust grains in accretion flows on the chemical abundances of low-mass Pop III stars and Pop II protostars, and we have outlined the conditions in which distinct chemical signatures could be left due to the segregation of dust from the accreting gas. Based on these results, we have predicted the expected abundance patterns for low-mass Pop III stars and Pop II protostars that accrete gas from an ISM with heavy element abundance ratios similar to those of the Sun and with dust depletion properties similar to those observed in the local ISM. Our main conclusions are as follows:

- Due to the pressure of the radiation emitted from low-mass stars, dust grains can be segregated from the gas in accretion flows and can therefore be prevented from accreting onto such objects.
- Dust segregation is more likely to occur for grains with lower densities (more porous grains) and in accretion flows onto relatively luminous low-mass stars, such as Pop III red giants and Pop II protostars in particular.
- Dust segregation is less likely to occur in dense accretion flows, however, due to the larger rate of collisions with accreting gas particles. It is also less likely to occur in strongly ionized regions of the ISM or in regions subject to intense radiation fields, due to the Coulomb drag on charged dust grains.
- As the distinct abundance ratios that we predict to result from dust-segregated accretion from the ISM are in broad agreement with those found for many observed CEMP stars, it appears possible that some fraction of observed

CEMP stars may be Pop III stars that have been polluted by accretion from the ISM of the Galaxy.

- Two distinct chemical signatures that may particularly strongly indicate a Pop III origin for CEMP stars are a low titanium abundance relative to iron, and a large zinc abundance relative to iron, as shown in Figure 9.

We emphasize that there are other possible explanations for the origin of CEMP stars. Among these are fall-back in the first supernovae resulting in the preferential ejection of carbon over iron (e.g. Iwamoto 2005; see also Sluder et al. 2015), mass transfer from companion stars (e.g. Lee et al. 2014), atomic line cooling by carbon and oxygen as the critical process leading to the first low-mass stars (Bromm & Loeb 2003), iron depletion in the formation of a circumstellar disk (e.g. Venn et al. 2014), stellar winds from fast-rotating massive stars (Maeder et al. 2014), and the preferential ejection of iron from the low-mass dark matter haloes in which the first stars formed (Cooke & Madau 2014). Conversely, we also note that low-mass Pop III stars may not exhibit the chemical signatures of accretion from the ISM at all, if they are able to repel interstellar material by launching solar-like winds (Johnson & Khochfar 2011), as observations suggest many low-mass stars may do (e.g. Torres et al. 2015). In this case, the primordial nature of such stars would be readily apparent.

ACKNOWLEDGEMENTS

Work at LANL was done under the auspices of the National Nuclear Security Administration of the US Department of Energy at Los Alamos National Laboratory under Contract No. DE-AC52-06NA25396. J.L.J. would like to thank George Becker, Joe Smidt and Joyce Guzik for helpful discussion, as well as Thomas Greif and Volker Bromm for valuable feedback on an early version of this work. The author is thankful to an anonymous reviewer for helpful comments on the role of Coulomb drag in coupling gas and dust grains, as well as to another anonymous reviewer for insightful comments and suggestions.

REFERENCES

- Akimkin, V. V., Kirsanova, M. S., Pavlyuchenkov, Y. N., Wiebe, D. S. 2015, *MNRAS*, 449, 440
- Aoki, W., et al. 2007, *ApJ*, 655, 492
- Aoki, W., et al. 2013, *AJ*, 145, 13
- Baines, M. J., Williams, I. P., Asebiomo, A. S. 1965, *MNRAS*, 130, 63
- Beers, T. C., Christlieb, N. 2005, *ARA&A*, 43, 531
- Bonafacio, P., et al. 2015, *A&A*, in press (arXiv:1504.05963)
- Bond, H. E. 1981, *ApJ*, 248, 606
- Bromm, V. 2013, *RPPh*, 76, 2901
- Bromm, V., Loeb, A. 2003, *Nat*, 425, 812
- Caffau, E., et al. 2011, *Nat*, 477, 67
- Carollo, D., et al. 2014, *ApJ*, 788, 180
- Cayrel, R., et al. 2004, *A&A*, 416, 1117
- Chiaki, G., et al. 2014, *MNRAS*, submitted (arXiv:1410.8384)
- Clark, P. C., Glover, S. C. O., Klessen, R. S., Bromm, V. 2011, *ApJ*, 727, 110
- Cooke, R. J., Madau, P. 2014, *ApJ*, submitted (arXiv:1405.7369)
- Dopcke, G., Glover, S. C. O., Clark, P. C., Klessen, R. S. 2013, *ApJ*, 766, 103
- Draine, B. T., Lee, M. L. 1984, *ApJ*, 285, 89
- Draine, B. T. 2003a, *ARA&A*, 41, 241
- Draine, B. T. 2003b, arXiv:0304488
- Draine, B. T., Salpeter, E. E. 1979, *ApJ*, 231, 77
- Draine, B. T. 2004, 'Astrophysics of Dust in Cold Clouds', arXiv:0304488
- Dullemond, C. P., Dominik, C. 2005, *A&A*, 434, 971
- Dunham, M. M., et al. 2014, *PRPL*, accepted (arXiv:1401.1809)
- Dwek, E. 1998, *ApJ*, 501, 643
- Field, G. B. 1974, *ApJ*, 187, 453
- Frebel, A. 2010, *AN*, 331, 474
- Frebel, A., Simon, J. D., Kirby, E. N. 2014, *ApJ*, 786, 74
- Frebel, A., Chiti, A., Ji, A. P., Jacobson, H. R., Placco, V. M. 2015, *ApJ*, submitted (arXiv:1507.01973)
- Frebel, A., Johnson, J. L., Bromm, V. 2009, *MNRAS*, 392, L50
- Gail, H.-P., Sedlmayr, E. 1979, *A&A*, 77, 165
- Gao, L., Theuns, T., Frenk, C. S., Jenkins, A., Helly, J. C., Navarro, J., Springel, V., White, S. D. M. 2010, *MNRAS*, 403, 1283
- Greif, T., et al. 2011, *ApJ*, 737, 75
- Greif, T. 2014, arXiv:1410.3482
- Hartwig, T., Bromm, V., Klessen, R. S., Glover, S. C. O. 2014, *MNRAS*, submitted (arXiv:1411.1238)
- Heng, K., Draine, B. T. 2009, arXiv:0906.0773
- Henry, R. J. W. 1970, *ApJ*, 161, 1153
- Hirano, S., et al. 2014, *ApJ* 781, 60
- Iatí, M. A., et al. 2001, *MNRAS*, 322, 749
- Iben, I. 1983, *MmSAI*, 54, 321
- Ivezic, Z., Elitzur, M. 1995, *ApJ*, 445, 415
- Ivezic, Z., Elitzur, M. 2010, *MNRAS*, 404, 1415
- Iwamoto, N., et al. 2005, *Sci*, 309, 4511
- Jenkins, E. B. 2009, *ApJ*, 700, 1299
- Johnson, J. L., Khochfar, S. 2011, *MNRAS*, 413, 1184
- Karlsson, T., Bromm, V., Bland-Hawthorn, J. 2013, *ReMP*, 85, 809
- Keller, S. C., et al. 2014, *Nat*, 506, 463
- Kirby, E. N., et al. 2011, *ApJ*, 727, 78
- Kobayashi, H., et al. 2011, *Earth Planet. Space*, accepted (arXiv:1104.5627)
- Komiya, Y., Habe, A., Suda, T., Fujimoto, M. Y. 2010, *ApJ*, 717, 542
- Komiya, Y., Suda, T., Fujimoto, M. Y. 2015, *ApJ*, submitted (arXiv:1507.01664)
- Laor, A., Draine, B. T. 1993, *ApJ*, 402, 441L
- Lee, Y. S., et al. 2013, *AJ*, 146, 132
- Lee, Y. S., et al. 2014, *ApJ*, 788, 131
- Machida, M. N., Nakamura, T. 2015, *MNRAS*, 448, 1405
- Madau, P., Kuhlen, M., Diemand, J., Moore, B., Zemp, M., Potter, D., Stadel, J. 2008, *ApJ*, 689, L41
- Maeder, A., Meynet, G., Chiappini, C. 2014, *A&A*, in press (arXiv:1412.5754)
- Marigo, P., Girardi, L., Chiosi, C., Wood, P. R. 2001, *A&A*, 371, 152
- Mathis, J. S., Rimpl, W., Nordsieck, K. H. 1977, *ApJ*, 217, 425
- Mathis, J. S. 1996, *ApJ*, 472, 643
- Mukai, T., Ishimoto, H., Kozasa, T., Blum, J., Greenberg, J. M. 1992, *A&A*, 262, 315
- Netzer, N. 2007, *BaltA*, 16, 120
- Norris, J. E. 2013, *ApJ*, 762, 28
- Ochsendorf, B. B., Tielens, A. G. G. M. 2015, *A&A*, submitted (arXiv:1501.02256)
- Ossenkopf, V. 1993, *A&A*, 280, 617
- Picardi, I., Chieffi, A., Limongi, M., Pisanti, O., Miele, G., Mangano, G., Imbriani, G. 2004, *ApJ*, 609, 1035
- Placco, V. M., Frebel, A., Beers, T. C., Stancliffe, R. J. 2014, *ApJ*, submitted (arXiv:1410.2223)
- Placco, V. M., et al. 2015, *ApJ*, accepted (arXiv:1507.03656)

- Ritter, J. S., Sluder, A., Safranek-Shrader, C., Milosavljević, M., Bromm, V. 2014, MNRAS, submitted (arXiv:1408.0319)
- Rosolowsky, E., et al. 2010, ApJS, 188, 123
- Schaerer, D. 2002, A&A, 382, 28
- Schlaufman, K. C., Casey, A. R. 2014, ApJ, accepted (arXiv:1409.4775)
- Shen, Y., Draine, B. T., Johnson, E. T. 2008, ApJ, 689, 260
- Siess, L., Livio, M., Lattanzio, J. 2002, ApJ, 570, 329
- Simpson, I. C., Simons, S., Williams, I. P. 1980, Ap&SS, 71, 3
- Sluder, A., Ritter, J. S., Safranek-Shrader, C., Milosavljević, M., Bromm, V. 2015, MNRAS, submitted (arXiv:1505.07126)
- Spite, M., Caffau, E., Bonifacio, P., Spite, F., Ludwig, H.-G., Plez, B., Christlieb, N. 2013, A&A, 552, 107
- Stacy, A., Bromm, V. 2014, ApJ, 785, 73
- Suda, T., Fujimoto, M. Y., Itoh, N. 2007, ApJ, 667, 1206
- Susa, H., Hasegawa, K., Tominaga, N. 2014, ApJ, submitted (arXiv:1407.1374)
- Draine, B. T., Sutin, B. 1987, ApJ, 320, 803
- Talbot, R. J., Newman, M. J. 1977, ApJS, 34, 295
- Tazaki, R., Nomura, H. 2015, ApJ, 799, 119
- Torres, G., et al. 2015, arXiv:1503.06310
- Tumlinson, J. 2010, ApJ, 708, 1398
- Tchernyshyov, K., et al. 2015, ApJ, submitted (arXiv:1503.08852)
- Venn, K. A., et al. 2014, ApJ, 791, 98
- Voshchninnikov, N. V., Il'in 1983, SvA, 27, 650
- Voshchninnikov, N. V., Il'in, V. B., Henning, T. 2005, A&A, 429, 371
- Weingartner, J. C., Draine, B. T. 2001a, ApJ, 548, 296
- Weingartner, J. C., Draine, B. T. 2001b, ApJ, 553, 581
- Weingartner, J. C., Draine, B. T. 2001c, ApJS, 134, 263
- Whitworth, A. P., Bate, M. R. 2002, MNRAS, 333, 679
- Yong, D., et al. 2013, ApJ, 762, 28
- Yoshii, Y. 1981, A&A, 97, 280

APPENDIX A: THE POSSIBILITY OF DUST SUBLIMATION

It is possible that dust grains could be sublimated in the accretion processes that we consider, in which case their constituent elements would enter the gas phase and could be accreted. In particular, sublimation is expected to occur for most grains at temperatures $\gtrsim 10^3$ K (e.g. Kobayashi et al. 2011). We can estimate the temperature of dust grains in an accretion flow, by assuming that they are in thermal equilibrium, i.e., that the grains radiate thermal energy at the same rate that they absorb radiative energy from the star. Taking it that all radiation incident on the grain is absorbed, which provides an upper limit to the heating rate of the grain, we find that the equilibrium dust temperature is

$$T_{\text{dust}} \simeq 3 \times 10^2 \text{ K} \left(\frac{L_*}{L_\odot} \right)^{\frac{1}{4}} \left(\frac{r}{1 \text{ AU}} \right)^{-\frac{1}{2}}, \quad (\text{A1})$$

where L_* is the luminosity of the star and r is the distance from the star. While the low-mass Pop III stars and Pop II protostars of interest here may have luminosities up to ~ 100 times larger than that of the Sun, dust is likely to be sublimated only once it comes within ~ 1 AU of the star. As this is orders of magnitude closer than the Bondi radius r_{Bondi} of the star, within which the dust would be segregated from the gas if the Eddington ratio for dust exceeds unity, it appears unlikely that dust grains that would not accrete onto the star could be destroyed due to sublimation.