

Magnetic orbits, Luttinger volume and cyclotron masses in the charge-density-wave fluctuating pseudogap phase in underdoped cuprates

Long Zhang¹ and Jia-Wei Mei²

¹Institute for Advanced Study, Tsinghua University, Beijing, 100084, China

²Perimeter Institute for Theoretical Physics, Waterloo, Ontario, N2L 2Y5 Canada

(Dated: March 30, 2022)

We study the temperature and the charge density wave (CDW) order dependences of quantum oscillations (QO) in the pseudogap state of cuprates, where a reconstruction of the Fermi surface in high magnetic fields is due to a superposition of CDW order and the Yang-Rice-Zhang (YRZ) truncated Fermi surface. We find three primary magnetic orbits in the QO spectrum, the CDW-induced closed electron-like α and hole-like β orbits and the γ orbit enclosing the initial nodal YRZ hole pockets due to magnetic breakdown. Their combinations naturally explain the multi-component QO pattern observed in experiments. The γ orbit encloses an area with the Luttinger volume satisfying the generalized Luttinger theorem. The cyclotron mass of the γ orbit, m_H^γ , increases monotonically with doping concentration in agreement with the optical Hall angle measurements, while that of the dominant α orbit is enhanced as the CDW order vanishes on approaching two critical dopings. However, we find that the enhancement of m_H^α is overestimated in QO experiments since the impact of the CDW order suppression with increasing temperature is ignored.

PACS numbers: 74.72.-h, 74.72.Kf, 71.45.Lr

Introduction.—In recent years, the experimental observation of quantum oscillations (QO) in $\text{YBa}_2\text{Cu}_3\text{O}_{6+\delta}$ [1–3], $\text{YBa}_2\text{Cu}_4\text{O}_8$ [4, 5] and $\text{HgBa}_2\text{CuO}_{4+\delta}$ [6] has revealed the presence of small closed Fermi pockets in the low-temperature pseudogap state in high magnetic fields. In the same doping range in high fields, the Hall and the Seebeck coefficients turn from positive at high temperature to negative at low temperature [7–10]. The sign change has been attributed to emergence of an electron-like Fermi pocket at low temperature due to Fermi surface reconstruction [7–10]. Taking into account the charge density wave (CDW) fluctuations observed in this regime [11–14], the CDW order has been proposed to reconstruct the Fermi surface and to give rise to an electron pocket [15–18]. A closer examination of the QO data finds a multi-component oscillation pattern. The dominant oscillation peak is always flanked by two satellite peaks residing equally spaced to its either side [19–26]. While this triple-peak feature is usually attributed to the CuO_2 bilayer-splitting in $\text{YBa}_2\text{Cu}_3\text{O}_{6+\delta}$ [24, 25, 27], it is also discernible in the QO frequency spectrum of the single-layered $\text{HgBa}_2\text{CuO}_{4+\delta}$, i.e., the dominant QO peak exhibits some subdominant structures in its flanks [6], which, if are further confirmed, will pose a great challenge to the bilayer-splitting scenario. Moreover, a large-frequency peak [3, 20, 23, 28] and a small-frequency peak [26] are also reported, yet their relationship to the dominant peak remains largely unclear.

More recent experiments have unveiled two critical doping concentrations in the pseudogap regime in $\text{YBa}_2\text{Cu}_3\text{O}_{6+\delta}$, $x_{c1} \approx 0.08$ and $x_{c2} \approx 0.18$. QO, CDW and the sign change of the Hall and the Seebeck coefficients are detectable only within this doping range, $x_{c1} < x < x_{c2}$ [10, 28–31]. The CDW fluctuations vanish beyond these critical dopings [30, 31]. Out of this doping range, the sign change of the Hall and the Seebeck coefficients is not observed, either [10]. These observations suggest a dramatic change of the elec-

tronic structure at these critical dopings. On approaching these critical points, the cyclotron mass m_H deduced from the temperature dependence of the QO amplitude and fitting the semiclassical Lifshitz-Kosevich (LK) formula is enhanced significantly [28, 29]. Brinkman-Rice scenario for metal-insulator transition [32] is suggested for the m_H enhancement when approaching the smaller critical doping x_{c1} [28]. In Ref. [33], Senthil proposed that m_H enhancement around the larger critical doping x_{c2} is due to a large dynamic critical exponent, $z > 2$, for the Fermi surface corner coupled to CDW fluctuations. On the other hand, the non-monotonic doping dependence of the cyclotron mass apparently contradicts the monotonic increasing cyclotron mass deduced from the infrared magneto-optical Hall angle measurements in the pseudogap regime [34–36].

Motivated by the above issues, we extend our previous theoretical proposal of Fermi surface reconstruction in the pseudogap state [17], in which a reconstruction of the Fermi surface in high magnetic fields is due to a superposition of CDW order and the Yang-Rice-Zhang (YRZ) truncated Fermi surface [37]. In the presence of well-developed CDW order, we have shown that the nodal hole-like Fermi pockets in the YRZ ansatz are joined up due to the CDW scattering to form an electron-like α orbit and a larger hole-like β orbit [17]. For moderate CDW order magnitude, the magnetic orbit enclosing the YRZ pocket, denoted as γ orbit, also shows up in the density of states (DoS) oscillation in spite of a small spectral gap, thanks to the magnetic breakdown (MB) mechanism. Therefore, the coexistence of α , β and γ orbits gives rise to a rich multi-component oscillation pattern, consisting of these orbits, the higher harmonics as well as their combinations (see Fig. 1). The multi-component QO observed in experiments can be fully accounted for in this model. We find that the aforementioned triple peaks in QO experiments can be assigned to the dominant α orbit, the γ orbit to its left side and

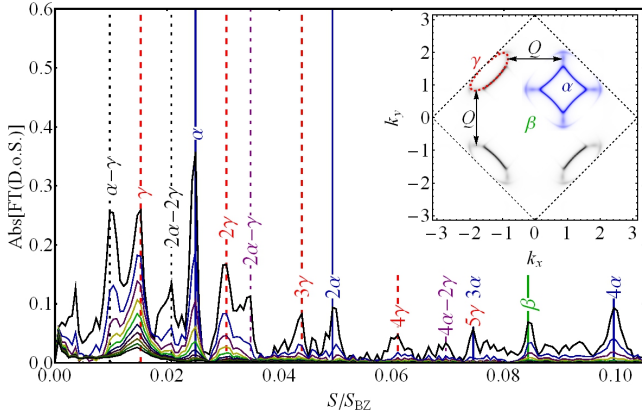


FIG. 1. (Color online) Fourier transform of DoS in magnetic field on a lattice of 400×80 sites with CDW order $P_0 = 0.2$ shows multi-component oscillation pattern. Curves from top to bottom correspond to the effective temperature η/t varying from 0.001 to 0.01. The abscissa is converted into the Fermi pocket area via the Onsager relation. The peaks corresponding to the three primary orbits, α , β and γ and their combinations are labeled above them. The overlap of 3α and 5γ peaks is accidental. Inset: CDW reconstructed spectral function at the Fermi energy with three primary orbits labeled. In the first quadrant of the Brillouin zone, four Fermi surface patches are joined up by shifting by the CDW wavevectors \vec{Q}_i 's to illustrate the reconstructed α and β orbits.

the MB-induced orbit with a QO frequency $2F_\alpha - F_\gamma$. The frequency difference, $F_\alpha - F_\gamma$, also corresponds to an MB-induced orbit, which has been observed in experiments recently [26]. The γ orbit, descending from the YRZ pockets, satisfies the generalized Luttinger theorem in the pseudogap state [37–39], as shown in Fig. 2.

The cyclotron mass of the γ orbit, m_H^γ , is nearly independent of the CDW order, but it increases with doping, in agreement with the optical Hall measurements [34–36]. The cyclotron mass of the dominant α orbit, m_H^α , depends on the CDW order magnitude and is enhanced as the CDW order vanishes. However, it should be pointed out that the m_H^α enhancement near the critical dopings, $x_{c1,2}$, is overestimated in experiments. The reason is that by directly fitting the semiclassical LK formula to the T -dependence of the QO amplitude, the suppression of the CDW order with increasing T is not taken into account, but this is more significant near the critical points and reduces the α orbit peak amplitude aside from the finite- T smearing effect.

CDW-reconstructed Fermi surface and magnetic orbits.— We adopt the Green's function ansatz of the doped RVB state proposed by Yang *et al* [37],

$$G_0(\omega, \vec{k}) = \frac{g_t(x)}{\omega - \xi(\vec{k}) - \Delta(\vec{k})^2/(\omega + \xi_0(\vec{k}))} \quad (1)$$

and introduce a bidirectional incommensurate d -form CDW order into the Hamiltonian to model the electronic structure in

the pseudogap regime [17],

$$H_{\text{CDW}} = P_0 \sum_{\vec{k}, \sigma} (\cos k_x - \cos k_y) \sum_{i=1,2} c_{\vec{k}+\vec{Q}_i/2, \sigma}^\dagger c_{\vec{k}-\vec{Q}_i/2, \sigma} \quad (2)$$

In Eq. (1), $\xi_0(\vec{k}) = -2t(x)(\cos k_x + \cos k_y)$, $\xi(\vec{k}) = \xi_0(\vec{k}) - 4t'(x) \cos k_x \cos k_y - 2t''(x)(\cos 2k_x + \cos 2k_y) - \mu(x)$, $\Delta(\vec{k}) = \Delta_0(x)(\cos k_x - \cos k_y)$ and $g_t(x) = 2x/(1+x)$. The choice of parameters follows our previous work [17]. The CDW wavevectors $\vec{Q}_1 = (Q, 0)$ and $\vec{Q}_2 = (0, Q)$, taken as the local maxima of the static CDW susceptibility, connect the CDW hotspots at the tips of the Fermi arcs [see Fig. 1, Inset]. P_0 is the CDW order magnitude.

The CDW order reconstructs the YRZ hole pockets into two magnetic orbits, an electron-like α orbit and a hole-like β orbit, as illustrated in Fig. 1, Inset. An electron in magnetic field moves along the Fermi surface and is subject to the semiclassical equation of motion, $\dot{\vec{k}} = \frac{e}{\hbar} \vec{B} \times \vec{r}$. In the presence of a closed magnetic orbit, as the electron completes winding around the orbit once, the phase action accumulated is given by $S_{\text{ph}} = \oint (\vec{k} - \frac{e}{\hbar} \vec{A}) \cdot d\vec{r} = \frac{\hbar S}{eB}$, in which S is the area enclosed by the orbit. Therefore, the DoS at the Fermi energy in magnetic field can be expanded in terms of the winding number l ,

$$D(\epsilon) = D_0(\epsilon) \sum_{l=-\infty}^{\infty} e^{ilS_{\text{ph}}} = D_0(\epsilon) \sum_{l=-\infty}^{\infty} e^{il \frac{\hbar S}{eB}}, \quad (3)$$

in which $D_0(\epsilon) = \frac{1}{2\pi^2} \frac{\partial S}{\partial \epsilon}$ is the zero-field DoS. It leads to periodic oscillation of the low-energy physical observables with respect to the inverse magnetic field B^{-1} and the frequency F satisfies the Onsager relation,

$$F = \frac{\hbar S}{2\pi e}. \quad (4)$$

The semiclassical analysis is corroborated by directly calculating the DoS at the Fermi energy in magnetic field,

$$D_\eta(B) = \frac{1}{\pi} \text{ImTr} \frac{1}{H_{\text{eff}}(B) - i\eta} \quad (5)$$

in which an effective Hamiltonian H_{eff} that exactly reproduces the YRZ Green's function [17] and a proper Lorentzian broadening η are adopted. $D_\eta(B)$ oscillates with B^{-1} . The Fermi pocket areas enclosed by the α and β orbits deduced from the Onsager relation quantitatively agree with the semiclassical analysis. Besides the α and β orbits, the γ orbit enclosing the original YRZ hole pocket also shows up in the DoS oscillation spectrum for moderate P_0 despite a small spectral gap on the YRZ pockets opened by the CDW order thanks to magnetic breakdown, as shown in Fig.1. The coexistence of the three primary orbits, α , β and γ , together with the higher harmonics and their combinations result in the multi-component DoS oscillation pattern as labeled in Fig. 1. These orbits naturally reproduce the multi-component quantum oscillation observed in experiments [3, 6, 19–26, 28]. In particular, we

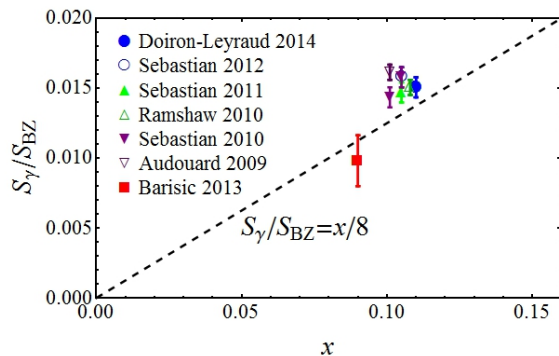


FIG. 2. (Color online) γ orbit areas extracted from reported experiment data [6, 19–26] and comparison with the generalized Luttinger theorem.

assign the observed evenly spaced triple peaks to the dominant F_α peak, the subdominant F_γ peak in its left flank and the MB-induced $2F_\alpha - F_\gamma$ peak to its right. The triple-peak feature is usually attributed to the CuO_2 bilayer-splitting in $\text{YBa}_2\text{Cu}_3\text{O}_{6+\delta}$ [24, 25, 27]. However, it is also discernible in the single-layered $\text{HgBa}_2\text{CuO}_{4+\delta}$, in which the dominant QO peak exhibits some subdominant structures in its flanks [6]. As for the small-frequency QO peak observed recently [26], it comes from the MB-induced orbit from α and γ orbits with its frequency equal to $F_\alpha - F_\gamma$.

Luttinger Volume.—The YRZ Green’s function satisfies the Luttinger theorem [37],

$$\frac{2}{4\pi^2} \int_{G_0(0, \vec{k}) > 0} d^2\vec{k} = 1 - x, \quad (6)$$

in which the area enclosed by the Green’s function zero surface contributes 1 and the total area of the YRZ hole pockets, i.e., the Luttinger volume, satisfies the generalized Luttinger theorem in the pseudogap state [38, 39]

$$\frac{2}{4\pi^2} V_L = 2 \sum_{i=1}^4 S_i/S_{\text{BZ}} = x, \quad (7)$$

implying that $S_\gamma/S_{\text{BZ}} = x/8$ with $S_{\text{BZ}} = 4\pi^2/a_0^2$ the area of the first Brillouin zone.

In the presence of the CDW order, the YRZ hole pockets are reconstructed into the electron-like α and the hole-like β orbits, and the Luttinger volume is given by their difference, so we have $(S_\beta - S_\alpha)/S_{\text{BZ}} = x/2$, as addressed in our previous work [17]. Nevertheless, the γ orbit is also observable thanks to magnetic breakdown and has been identified in the QO spectra, so the Luttinger theorem in Eq. (7) can be directly tested, which should be valid irrespective of material. In Fig. 2, the γ orbit areas are extracted from the reported QO spectra data [6, 19–26] and plotted with the nominal doping determined by the empirical relation [40][41]. Although a single peak in the QO frequency spectrum of the single-layered $\text{HgBa}_2\text{CuO}_{4+\delta}$ was claimed[6], the dominant QO peak exhibits some subdominant structures in its flanks in the experimental data. We suggest further experiments to confirm

this which will pose a great challenge to the bilayer-splitting scenario [24, 25, 27].

Cyclotron masses.—We focus on the cyclotron masses of the primary α and γ orbits. From the semiclassical equation of motion, an electron in magnetic field makes cyclotron motion. If not scattered, its period is given by $\frac{2\pi}{\omega_H} = \frac{\hbar}{eB} \oint \frac{dk}{v_\perp}$, in which $v_\perp = \frac{\partial \epsilon}{\partial k_\perp}$ is the Fermi velocity. We can define the cyclotron mass as

$$m_H = \frac{eB}{\omega_H} = \frac{\hbar}{2\pi} \oint \frac{dk}{v_\perp} = \frac{\hbar^2}{2\pi} \frac{\partial S}{\partial \epsilon}. \quad (8)$$

In our calculations for DoS in magnetic fields, the Lorentzian broadening η in Eq. (5) plays a similar role as the temperature in smearing the quantum oscillation of $D_\eta(B)$, so it is an effective temperature. The η -reduction factor is given by [41]

$$R_\eta = e^{-2\pi\eta m_H / \hbar e B}, \quad (9)$$

so we can deduce the cyclotron mass of each magnetic orbit from the exponential decay of the oscillation amplitude with η , as shown in Fig. 3. The inverse of the field strength B^{-1} in Eq. (9) is simply taken as the mean value of B^{-1} in the chosen Fourier transform window [41].

For γ orbit, the cyclotron mass m_H^γ is nearly independent of the CDW order P_0 , as shown in Fig. 4, Inset. Therefore, we can unambiguously deduce m_H^γ both from the DoS calculations and from the semiclassical Eq. (8), which turn out to closely track each other as shown in Fig. 4. m_H^γ increases monotonically with doping in agreement with the optical Hall angle measurements [34–36]. A more direct comparison with the cyclotron mass deduced from the QO γ orbit peak is expected in future experiments.

As for the dominant α orbit, its oscillation amplitude (for fixed η) drops with diminishing CDW order P_0 as shown in Fig. 5 (a) and gives way to the γ orbit. Moreover, we find that the cyclotron mass m_H^α obtained by fitting Eq. (9) is enhanced with decreasing P_0 , as shown in Fig. 5 (b). The semiclassical

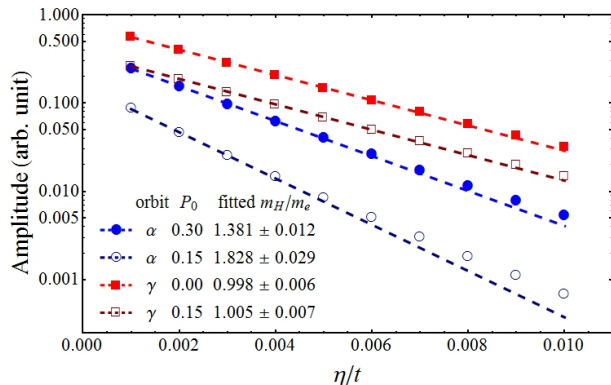


FIG. 3. (Color online) η dependence of the DoS oscillation amplitudes from which cyclotron masses are extracted by fitting Eq. (9). The hopping parameter t is taken to be 0.3eV .

result is also plotted for comparison, which is only slightly enhanced when P_0 decreases.

The m_H^α enhancement qualitatively agrees with the experiments near the critical dopings $x_{c1} \approx 0.08$ and $x_{c2} \approx 0.18$, yet it seems that the enhancement in our calculations is milder than the apparent divergence observed in experiments [28, 29]. This discrepancy is resolved by noting that on approaching the critical points, the CDW order magnitude and its ordering temperature are greatly reduced [30, 31]; therefore, near the critical points, as the temperature is increased, the CDW order can be reduced substantially, which coordinates with the thermal smearing effect in suppressing the QO amplitude as shown in Fig. 5 (a).

At finite temperature T , the QO of physical observables is smeared and the oscillation amplitude is suppressed according to the Lifshitz-Kosevich (LK) formula [42],

$$R_T = \frac{2\pi^2 k_B T m_H / e\hbar B}{\sinh(2\pi^2 k_B T m_H / e\hbar B)}. \quad (10)$$

In experiments, the cyclotron mass of the dominant α orbit m_H^α is extracted by fitting the LK formula to the temperature variation of the QO amplitude [1, 28, 29]. Based on the above arguments, the temperature reduction factor of the α orbit oscillation amplitude should be modified as

$$\tilde{R}_T = R_{P_0(T)} R_T, \quad (11)$$

in which the extra factor $R_{P_0(T)}$ reflects the impact of the P_0 suppression with increasing T . If one simply fits the LK formula to the QO amplitude suppression without taking the CDW order downfall into consideration, one would overestimate the m_H^α enhancement near the critical points compared with our P_0 -fixed calculations. In other words, the divergence of m_H^α reported in Refs. [28, 29] is partly endowed by the vanishing CDW order. However, as it is generally difficult to quantify the $R_{P_0(T)}$ factor in experiments, to avoid overestimating the m_H^α enhancement, we suggest extracting the cyclotron

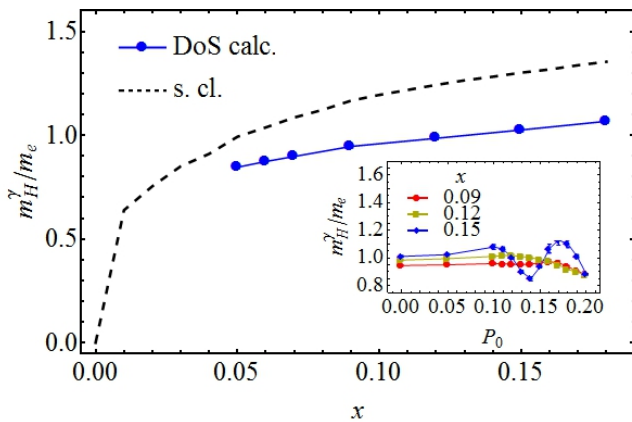


FIG. 4. (Color online) Monotonic increase of m_H^γ with doping deduced from both DoS calculations and semiclassical analysis. Inset: m_H^γ is nearly independent of the CDW order P_0 .

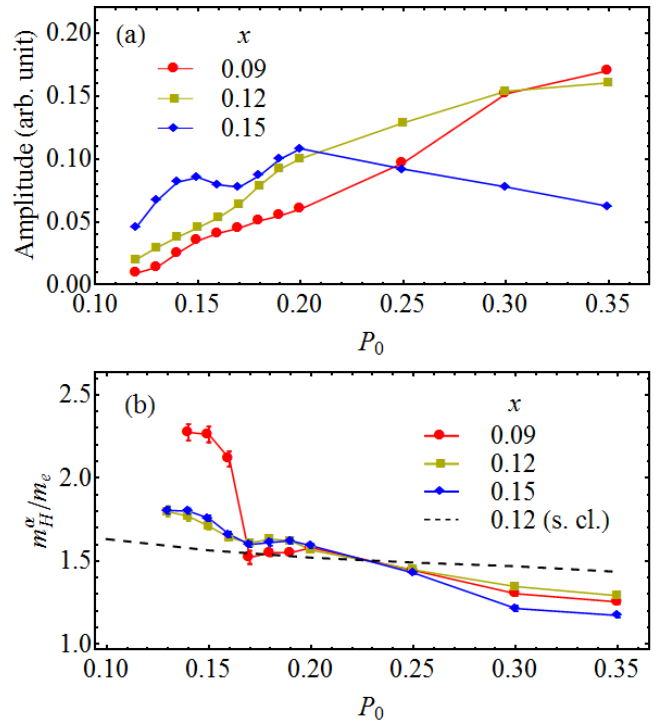


FIG. 5. (Color online) (a) Sharp drop of the α orbit oscillation amplitude with diminishing CDW order P_0 for $\eta/t = 0.002$. (b) Enhancement of m_H^α with decreasing P_0 . Error bars come from the fitting procedure to Eq. (9).

mass from the spin-splitting reduction factor in experiments [42],

$$R_S = \cos\left(\frac{\pi g m_H}{2m_e \cos \theta}\right), \quad (12)$$

in which θ is the angle between the magnetic field and the c -axis of the CuO_2 plane.

Discussion.—After decades of intensive research on high- T_c cuprate superconductors, we have gradually agreed that the key issue for solving the high- T_c problem is not to find a pairing mechanism, but first, is to understand the metallic pseudogap normal state above the superconducting transition temperature T_c . The pseudogap state is generally believed to be a doped resonating-valence-bond (RVB) state [43, 44]. Quantum oscillations in high fields eliminate any doubt on the existence of closed Fermi surface in the pseudogap state in experiments. Theoretically, Fermi surface is able to survive on top of a RVB state [37–39, 45–47].

For simplicity, we start from the Yang-Rice-Zhang (YRZ) truncated Fermi surface in a doped RVB state. We study the Fermi surface reconstruction in high magnetic fields as a superposition of CDW order and YRZ Fermi surface. The magnetic orbits, Luttinger volume and cyclotron masses are examined and the results are in good agreement with experiments in details. Our results are based on the mean-field treatment of the CDW order. The Brinkman-Rice scenario [32] and Senthil's results [33] on approaching the quantum critical

points are beyond our calculations.

The CDW order in underdoped cuprates is stabilized at low temperatures by high magnetic fields. It breaks translational symmetry and reconstructs the Fermi surface. This provides opportunities to study the critical states with Fermi surfaces coupled to CDW fluctuations in experiments.

Acknowledgement.— We are grateful to T. M. Rice, S.-S. Lee and Z.-Y. Weng for helpful discussions. L.Z. is supported by the National Basic Research Program of China (973 Program, No. 2010CB923003). Research at Perimeter Institute is supported by the Government of Canada through Industry Canada and by the Province of Ontario through the Ministry of Research (J.W.M.).

-
- [1] N. Doiron-Leyraud, C. Proust, D. LeBoeuf, J. Levallois, J.-B. Bonnemaïson, R. Liang, D. A. Bonn, W. N. Hardy, and L. Taillefer, *Nature* **447**, 565 (2007).
- [2] C. Jaudet, D. Vignolles, A. Audouard, J. Levallois, D. LeBoeuf, N. Doiron-Leyraud, B. Vignolle, M. Nardone, A. Zitouni, R. Liang, D. A. Bonn, W. N. Hardy, L. Taillefer, and C. Proust, *Phys. Rev. Lett.* **100**, 187005 (2008).
- [3] S. E. Sebastian, N. Harrison, E. Palm, T. P. Murphy, C. H. Mielke, R. Liang, D. A. Bonn, W. N. Hardy, and G. G. Lonzarich, *Nature* **454**, 200 (2008).
- [4] A. F. Bangura, J. D. Fletcher, A. Carrington, J. Levallois, M. Nardone, B. Vignolle, P. J. Heard, N. Doiron-Leyraud, D. LeBoeuf, L. Taillefer, S. Adachi, C. Proust, and N. E. Hussey, *Phys. Rev. Lett.* **100**, 047004 (2008).
- [5] E. A. Yelland, J. Singleton, C. H. Mielke, N. Harrison, F. F. Balakirev, B. Dabrowski, and J. R. Cooper, *Phys. Rev. Lett.* **100**, 047003 (2008).
- [6] N. Barišić, S. Badoux, M. K. Chan, C. Dorow, W. Tabis, B. Vignolle, G. Yu, J. Béard, X. Zhao, C. Proust, and M. Greven, *Nat. Phys.* **9**, 761 (2013).
- [7] D. LeBoeuf, N. Doiron-Leyraud, J. Levallois, R. Daou, J.-B. Bonnemaïson, N. E. Hussey, L. Balicas, B. J. Ramshaw, R. Liang, D. A. Bonn, W. N. Hardy, S. Adachi, C. Proust, and L. Taillefer, *Nature* **450**, 533 (2007).
- [8] J. Chang, R. Daou, C. Proust, D. LeBoeuf, N. Doiron-Leyraud, F. Laliberté, B. Pingault, B. J. Ramshaw, R. Liang, D. A. Bonn, W. N. Hardy, H. Takagi, A. B. Antunes, I. Sheikin, K. Behnia, and L. Taillefer, *Phys. Rev. Lett.* **104**, 057005 (2010).
- [9] N. Doiron-Leyraud, S. Lepault, O. Cyr-Choinière, B. Vignolle, G. Grissonnanche, F. Laliberté, J. Chang, N. Barišić, M. K. Chan, L. Ji, X. Zhao, Y. Li, M. Greven, C. Proust, and L. Taillefer, *Phys. Rev. X* **3**, 021019 (2013).
- [10] D. LeBoeuf, N. Doiron-Leyraud, B. Vignolle, M. Sutherland, B. J. Ramshaw, J. Levallois, R. Daou, F. Laliberté, O. Cyr-Choinière, J. Chang, Y. J. Jo, L. Balicas, R. Liang, D. A. Bonn, W. N. Hardy, C. Proust, and L. Taillefer, *Phys. Rev. B* **83**, 054506 (2011).
- [11] T. Wu, H. Mayaffre, S. Krämer, M. Horvatić, C. Berthier, W. N. Hardy, R. Liang, D. A. Bonn, and M.-H. Julien, *Nature* **477**, 191 (2011).
- [12] J. Chang, E. Blackburn, A. T. Holmes, N. B. Christensen, J. Larsen, J. Mesot, R. Liang, D. A. Bonn, W. N. Hardy, A. Watenphul, M. v. Zimmermann, E. M. Forgan, and S. M. Hayden, *Nat. Phys.* **8**, 871 (2012).
- [13] G. Ghiringhelli, M. Le Tacon, M. Minola, S. Blanco-Canosa, C. Mazzoli, N. B. Brookes, G. M. De Luca, A. Frano, D. G. Hawthorn, F. He, T. Loew, M. Moretti Sala, D. C. Peets, M. Salluzzo, E. Schierle, R. Sutarto, G. A. Sawatzky, E. Weschke, B. Keimer, and L. Braicovich, *Science* **337**, 821 (2012).
- [14] W. Tabis, Y. Li, M. L. Tacon, L. Braicovich, A. Kreyssig, M. Minola, G. Dellea, E. Weschke, M. J. Veit, M. Ramazanoglu, A. I. Goldman, T. Schmitt, G. Ghiringhelli, N. Barišić, M. K. Chan, C. J. Dorow, G. Yu, X. Zhao, B. Keimer, and M. Greven, (2014), arXiv:1404.7658.
- [15] N. Harrison and S. E. Sebastian, *Phys. Rev. Lett.* **106**, 226402 (2011).
- [16] A. Allais, D. Chowdhury, and S. Sachdev, (2014), arXiv:1406.0503.
- [17] L. Zhang and J.-W. Mei, (2014), arXiv:1408.6592.
- [18] D. Chowdhury and S. Sachdev, (2014), arXiv:1409.5430.
- [19] A. Audouard, C. Jaudet, D. Vignolles, R. Liang, D. A. Bonn, W. N. Hardy, L. Taillefer, and C. Proust, *Phys. Rev. Lett.* **103**, 157003 (2009).
- [20] S. E. Sebastian, N. Harrison, P. A. Goddard, M. M. Altarawneh, C. H. Mielke, R. Liang, D. A. Bonn, W. N. Hardy, O. K. Andersen, and G. G. Lonzarich, *Phys. Rev. B* **81**, 214524 (2010).
- [21] B. J. Ramshaw, B. Vignolle, J. Day, R. Liang, W. N. Hardy, C. Proust, and D. A. Bonn, *Nat. Phys.* **7**, 234 (2010).
- [22] B. Vignolle, D. Vignolles, M.-H. Julien, and C. Proust, *Comptes Rendus Phys.* **14**, 39 (2013).
- [23] S. E. Sebastian, N. Harrison, M. M. Altarawneh, R. Liang, D. A. Bonn, W. N. Hardy, and G. G. Lonzarich, *Nat. Commun.* **2**, 471 (2011).
- [24] S. E. Sebastian, N. Harrison, R. Liang, D. A. Bonn, W. N. Hardy, C. H. Mielke, and G. G. Lonzarich, *Phys. Rev. Lett.* **108**, 196403 (2012).
- [25] S. E. Sebastian, N. Harrison, F. F. Balakirev, M. M. Altarawneh, P. A. Goddard, R. Liang, D. A. Bonn, W. N. Hardy, and G. G. Lonzarich, *Nature* **511**, 61 (2014).
- [26] N. Doiron-Leyraud, S. Badoux, S. R. de Cotret, S. Lepault, D. LeBoeuf, F. Laliberté, E. Hassinger, B. J. Ramshaw, D. A. Bonn, W. N. Hardy, R. Liang, J. H. Park, D. Vignolles, B. Vignolle, L. Taillefer, and C. Proust, (2014), arXiv:1409.2788.
- [27] D. Garcia-Aldea and S. Chakravarty, *New J. Phys.* **12**, 105005 (2010).
- [28] S. E. Sebastian, N. Harrison, M. M. Altarawneh, C. H. Mielke, R. Liang, D. A. Bonn, W. N. Hardy, and G. G. Lonzarich, *Proc. Natl. Acad. Sci. U. S. A.* **107**, 6175 (2010).
- [29] B. J. Ramshaw, S. E. Sebastian, R. D. McDonald, J. Day, B. Tam, Z. Zhu, J. B. Betts, R. Liang, D. A. Bonn, W. N. Hardy, and N. Harrison, (2014), arXiv:1409.3990.
- [30] S. Blanco-Canosa, A. Frano, E. Schierle, J. Porras, T. Loew, M. Minola, M. Bluschke, E. Weschke, B. Keimer, and M. Le Tacon, *Phys. Rev. B* **90**, 054513 (2014).
- [31] M. Hücker, N. B. Christensen, A. T. Holmes, E. Blackburn, E. M. Forgan, R. Liang, D. A. Bonn, W. N. Hardy, O. Gutowski, M. v. Zimmermann, S. M. Hayden, and J. Chang, *Phys. Rev. B* **90**, 054514 (2014).
- [32] W. F. Brinkman and T. M. Rice, *Phys. Rev. B* **2**, 4302 (1970).
- [33] T. Senthil, (2014), arXiv:1410.2096.
- [34] L. Rigal, D. Schmadel, H. Drew, B. Maïorov, E. Osquiguil, J. Preston, R. Hughes, and G. Gu, *Phys. Rev. Lett.* **93**, 137002 (2004).
- [35] L. Shi, D. Schmadel, H. D. Drew, I. Tsukada, and Y. Ando, (2005), arXiv:0510794 [cond-mat].
- [36] H. D. Drew, (2007), arXiv:0708.3117.
- [37] K.-Y. Yang, T. M. Rice, and F.-C. Zhang, *Phys. Rev. B* **73**, 174501 (2006).
- [38] E. G. Moon and S. Sachdev, *Phys. Rev. B* **83**, 224508 (2011).

- [39] J.-W. Mei, S. Kawasaki, G.-Q. Zheng, Z.-Y. Weng, and X.-G. Wen, Phys. Rev. B **85**, 134519 (2012).
- [40] R. Liang, D. A. Bonn, and W. N. Hardy, Phys. Rev. B **73**, 180505 (2006).
- [41] Details are given in the Supplementary Materials.
- [42] D. Shoenberg, *Magnetic oscillations in metals* (Cambridge University Press, 1984).
- [43] P. W. Anderson, Science **235**, 1196 (1987).
- [44] P. A. Lee, N. Nagaosa, and X.-G. Wen, Rev. Mod. Phys. **78**, 17 (2006).
- [45] Y. Qi and S. Sachdev, Phys. Rev. B **81**, 115129 (2010).
- [46] J.-W. Mei, Phys. Rev. Lett. **108**, 227207 (2012).
- [47] Y. Ma, P. Ye, and Z.-Y. Weng, New J. Phys. **16**, 083039 (2014).

Magnetic orbits, Luttinger volume and cyclotron masses in the charge-density-wave fluctuating pseudogap phase in underdoped cuprates: supplementary materials

Long Zhang¹ and Jia-Wei Mei²

¹Institute for Advanced Study, Tsinghua University, Beijing, 100084, China

²Perimeter Institute for Theoretical Physics, Waterloo, Ontario, N2L 2Y5 Canada

(Dated: March 30, 2022)

I. γ ORBIT AREAS IN EXPERIMENTS

The areas of the γ orbit are extracted from the quantum oscillation frequency spectra reported in Refs. 1–8 and collected in Table I. Several remarks are in line.

II. DERIVATION OF η -REDUCTION FACTOR

The calculated density of states (DoS) $D_\eta(B)$ can be cast into the following form,

$$\begin{aligned}
 D_\eta(B) &= \frac{1}{\pi} \text{ImTr} \frac{1}{H - i\eta} \\
 &= \frac{1}{\pi} \text{Im} \sum_n \frac{1}{E_n - i\eta} \\
 &= \frac{1}{\pi} \sum_n \frac{\eta}{E_n^2 + \eta^2} \\
 &= \frac{1}{\pi} \sum_n \int_{-\infty}^{+\infty} d\epsilon \delta(\epsilon - E_n) \frac{\eta}{\epsilon^2 + \eta^2} \\
 &= \frac{1}{\pi} \int_{-\infty}^{+\infty} d\epsilon D(\epsilon) \frac{\eta}{\epsilon^2 + \eta^2},
 \end{aligned} \tag{1}$$

in which E_n denotes the eigenvalues of the Hamiltonian and $D(\epsilon) = \sum_n \delta(\epsilon - E_n)$ is the DoS without the η -broadening. As $D(\epsilon)$ oscillates in magnetic field, the Lorentzian factor $\eta/(\epsilon^2 + \eta^2)$ smears the oscillation, similar to the finite temperature effect in

Material	Doping	F_γ (T)
Y123 ⁸	0.11	420 \pm 20 ^b
Y123 ⁶	0.105 ^a	440 \pm 10 ^b
Y123 ⁵	0.105 ^a	410 \pm 20 ^b
Y123 ^{3,4}	0.108 ^a	420 \pm 15 ^b
Y123 ²	0.105 ^a	440 \pm 20 ^b
	0.101 ^a	400 \pm 20 ^b
Y123 ¹	0.101 ^a	450 \pm 15 ^c
Hg1201 ⁹	0.09	300 \pm 50 ^d

a: These doping concentrations are obtained by fitting the empirical relation between the oxygen concentration and the hole density reported in Ref. 10.

b: These γ orbit peak frequencies are extracted directly from the reported Fourier transform curves of the quantum oscillations. The error bars are estimated according to the peak widths.

c: In this early measurement, the frequency resolution was poor due to the limited range of magnetic field, so an iterative fitting procedure was adopted in Ref. 1 to extract the multi-component oscillation peaks, which is difficult to estimate its error. So we simply take the fitted results reported in Ref. 1 at face value.

d: In Ref. 9, a single peak is reported. However, we find the triple-peak feature also discernible from the displayed Fourier transform curve, so we extract the frequency of the lowest peak and estimate a relatively large error.

TABLE I: The doping dependence of the γ orbit frequencies extracted from the quantum oscillation spectra in experiments.

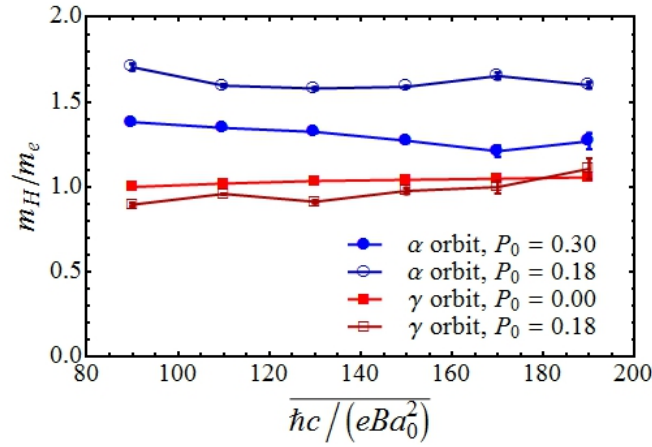


FIG. 1: (Color online) The fitted cyclotron masses are roughly independent of the choice of B^{-1} windows. The abscissa is the central values of the B^{-1} windows.

physical observables. Substituting the expression of $D(\epsilon)$ derived from the semiclassical theory¹¹, we find

$$\begin{aligned}
 D_\eta(B) &= \frac{1}{4\pi^3} \sum_{k=-\infty}^{+\infty} (-1)^k \frac{eB}{\hbar} \int_{-\infty}^{+\infty} d\epsilon \frac{\eta}{\epsilon^2 + \eta^2} \frac{d}{d\epsilon} \sin\left(\frac{\hbar k}{eB} S(\epsilon)\right) \\
 &\simeq \frac{1}{4\pi^3} \sum_{k=-\infty}^{+\infty} (-1)^k \frac{eB}{\hbar} \int_{-\infty}^{+\infty} d\epsilon \frac{2\epsilon\eta}{(\epsilon^2 + \eta^2)^2} \sin\left(\frac{\hbar k}{eB} \left(S(\epsilon_F) + \epsilon \frac{\partial S}{\partial \epsilon}\right)\right) \\
 &= \frac{1}{4\pi^2} \sum_{k=-\infty}^{+\infty} (-1)^k \frac{\partial S}{\partial \epsilon} e^{-\frac{\hbar k}{eB} \frac{\partial S}{\partial \epsilon} \eta} \cos\left(\frac{\hbar k}{eB} S(\epsilon_F)\right).
 \end{aligned} \tag{2}$$

Therefore, we find that the oscillation amplitudes decrease exponentially with increasing η -broadening, and the decreasing rate is proportional to the cyclotron mass $m_H = \frac{\hbar^2}{2\pi} \frac{\partial S}{\partial \epsilon}$,

$$R_\eta^k = e^{-2\pi|k|m_H\eta/ehB}. \tag{3}$$

III. FITTED m_H IS INDEPENDENT OF B^{-1} WINDOWING

The oscillation amplitude in Eq. (3) has a magnetic field B dependence. In order to extract the cyclotron mass from $D_\eta(B)$, we chop the calculated B^{-1} range into small windows adopting the standard Hann windowing technique. With each window containing several oscillation periods, we take Fourier transform of the $D_\eta(B)$ data and fit Eq. (3) to the η -dependent peak amplitudes. The central value $\overline{B^{-1}}$ in each window is used in the fitting procedure. In Fig. 1, we show that the fitted cyclotron masses are roughly independent of the choice of B^{-1} windows, which confirms the validity of our fitting procedure.

-
- ¹ A. Audouard, C. Jaudet, D. Vignolles, R. Liang, D. A. Bonn, W. N. Hardy, L. Taillefer, and C. Proust, Phys. Rev. Lett. **103**, 157003 (2009).
² S. E. Sebastian, N. Harrison, P. A. Goddard, M. M. Altarawneh, C. H. Mielke, R. Liang, D. A. Bonn, W. N. Hardy, O. K. Andersen, and G. G. Lonzarich, Phys. Rev. B **81**, 214524 (2010).
³ B. J. Ramshaw, B. Vignolle, J. Day, R. Liang, W. N. Hardy, C. Proust, and D. A. Bonn, Nat. Phys. **7**, 234 (2010).
⁴ B. Vignolle, D. Vignolles, M.-H. Julien, and C. Proust, Comptes Rendus Phys. **14**, 39 (2013).
⁵ S. E. Sebastian, N. Harrison, M. M. Altarawneh, R. Liang, D. A. Bonn, W. N. Hardy, and G. G. Lonzarich, Nat. Commun. **2**, 471 (2011).
⁶ S. E. Sebastian, N. Harrison, R. Liang, D. A. Bonn, W. N. Hardy, C. H. Mielke, and G. G. Lonzarich, Phys. Rev. Lett. **108**, 196403 (2012).
⁷ S. E. Sebastian, N. Harrison, F. F. Balakirev, M. M. Altarawneh, P. A. Goddard, R. Liang, D. A. Bonn, W. N. Hardy, and G. G. Lonzarich, Nature **511**, 61 (2014).
⁸ N. Doiron-Leyraud, S. Badoux, S. R. de Cotret, S. Lepault, D. LeBoeuf, F. Laliberte, E. Hassinger, B. J. Ramshaw, D. A. Bonn, W. N. Hardy, et al. (2014), 1409.2788.
⁹ N. Barišić, S. Badoux, M. K. Chan, C. Dorow, W. Tabis, B. Vignolle, G. Yu, J. Béard, X. Zhao, C. Proust, et al., Nat. Phys. **9**, 761 (2013).

¹⁰ R. Liang, D. A. Bonn, and W. N. Hardy, Phys. Rev. B **73**, 180505 (2006).

¹¹ D. Shoenberg, *Magnetic oscillations in metals* (Cambridge University Press, 1984).