

Double Lynden-Bell Structure of Low-Energy Quasi-Stationary Distributions in the Hamiltonian Mean-Field Model

Eiji Konishi* and Masa-aki Sakagami†

Graduate School of Human and Environment Studies, Kyoto University, Kyoto 606-8501, Japan

(Dated: December 7, 2024)

In the Hamiltonian mean-field model, we study the core-halo structure of low-energy quasi-stationary states under unsteady water-bag type initial conditions. The core-halo structure results in the superposition of two independent Lynden-Bell distributions. We examine the completeness of the Lynden-Bell relaxation and the relaxation between these two Lynden-Bell distributions.

Introduction.— One of the most interesting features of long-range systems is the existence of a non-equilibrium and long-lived quasi-stationary state (QSS).[1] The life time of this QSS diverges with the number of particles, and the QSS temporally separates the Vlasov collisionless regime from the collisional regime of the system. There have been many investigations revealing the various type structures of QSSs appearing in self-gravitating systems, non-neutral plasma systems and other simplified models in diverse dimensions.[1, 2] Recently, it has been a great challenge to understand the non-equilibrium core-halo structure in QSSs beyond the paradigmatic Lynden-Bell model of QSSs in such long-range systems.[2, 3]

The Hamiltonian mean-field (HMF) model is a widely studied toy model of long-range systems.[1, 4] In the one-dimensional HMF model, Pakter and Levin explained the origin of their proposed uniform core-halo structure of QSSs at low energies per particle by the parametric resonance of the initial (first one or two periods of) strong oscillation of magnetization.[5] The resonant particles form the high-energy *halo* and, at the same time, rest particles condense into the low-energy dense *core*. The latter Fermi degeneration-like phenomenon is due to the Vlasov incompressibility. The resultant distribution is obviously different from the Lynden-Bell equilibrium one[3, 6]. Benetti et al.[7] advanced Pakter and Levin’s argument to global ergodicity breaking and introduced the generalized virial condition (GVC) on the HMF model, deviation from which reflects the deviation from the Lynden-Bell equilibrium.

Pakter and Levin modeled the core-halo structure in QSSs in the HMF model as the *attachment* of two energy water-bag distributions.[5] In contrast, we investigate the possibility of describing the core-halo structure in QSSs as a *superposition* of two independent Lynden-Bell energy distributions, that is, a *double Lynden-Bell structure*. The halo matches the deviation from the Lynden-Bell equilibrium in general cases and, remarkably, this structure conserves ergodicity independently for the core and the halo. In this paper, we intend to corroborate this

scenario in the HMF model at low energies and examine the completeness of the relaxation[8, 9] in two ways: by using the Lynden-Bell entropy and by using the double Lynden-Bell entropy.

The model.— The N -body HMF model treats N -identical particles with unit mass interacting on a circle. Their dynamics is governed by the Hamiltonian

$$H = \sum_{j=1}^N \frac{p_j^2}{2} + \frac{1}{2N} \sum_{j,k=1}^N [1 - \cos(\theta_j - \theta_k)], \quad (1)$$

where angle θ_j is the orientation of the j -th particle and p_j is its conjugate momentum.[1, 4] Throughout this paper, both the particle number N and the simulation time t are assumed to be 10^4 , and the initial distributions are the water-bag type. We choose the phase constant of the one-body mean-field potential to be $\Phi(\theta, M) = 1 - M \cos \theta$, where M denotes the magnetization of the system. The one-particle energy function is $\varepsilon(\theta, p, M) = p^2/2 + \Phi(\theta, M)$, and the self-consistency condition on the energy distribution $f(\varepsilon)$ is

$$M = \frac{1}{N} \int d\theta dp \cos \theta f(\varepsilon(\theta, p, M)). \quad (2)$$

Now, we describe the formation process of the core-halo structure of an HMF system at low total energy. The formation process consists of four steps. First, as the result of a trigger, which will create a chemical potential gap between the core and the halo, by the parametric resonance of the system with the initial strong oscillation of the magnetization, the core-halo structure starts forming[5]. Second, after a *dynamical* process facilitated by particle and energy exchanges between the core and the halo, the distribution relaxes to a *steady* superposition of two components: that is, the core and the halo. (Note that due to its long-range nature, the potential $\Phi(\theta, M)$ is common to the core and halo distributions.) Here, we denote the fine-grained core and halo distributions by f_c and f_h , respectively. The dynamical relaxation between the core and the halo

$$df_a/dt \rightarrow 0, \quad a = c, h \quad (3)$$

plays the role of the Vlasov fluid property of incompressibility for each component $a = c, h$. This relaxation converges the total mass N_a and the diluted phase-space

*Corresponding Author.

density η_a for each f_a under the condition $\eta = \eta_c + \eta_h$, where η denotes the fine-grained phase-space density of the system. Thirdly, the magnetization stabilizes, and the system enters the QSS regime. Finally, the system completes phase-mixing. Namely, f and f_a become functions of ε only. Then, due to Eq.(3), $\partial f_a(\varepsilon)/\partial t \rightarrow 0$ holds. Consequently, the total energy E_a of each f_a converges. At this time, the core-halo formation is complete.

Based on this process, we derive the core-halo QSS distribution and its corresponding entropy, by following the discussion of collisionless ergodic relaxation by Lynden-Bell.[3] The phase space is divided into macro-cells, that is, assemblies of micro-cells that are occupied by incompressible Vlasov elements. From now on, while η denotes the fine-grained phase-space density, we consistently denote the *coarse-grained* (macro-cell level) core and halo distributions by

$$f_c(\theta_i, p_i) = f_{c,i} = \frac{\eta m_i \omega}{\nu \omega} = \frac{\eta_c m_i}{\nu_c}, \quad \eta_c = \frac{\eta}{\nu} \nu_c, \quad (4)$$

$$f_h(\theta_i, p_i) = f_{h,i} = \frac{\eta n_i \omega}{\nu \omega} = \frac{\eta_h n_i}{\nu_h}, \quad \eta_h = \frac{\eta}{\nu} \nu_h, \quad (5)$$

where i labels macro-cells ($i = 1, 2, \dots, P$), m_i and n_i are the numbers of Vlasov elements occupying the i -th macro-cell, ν is the number of micro-cells in each macro-cell, and ω is the area of each micro-cell. In the process described above, the following partitions are fixed:

$$N = N_c + N_h, \quad E = E_c + E_h, \quad \nu = \nu_c + \nu_h. \quad (6)$$

The third partition in Eq.(6) is kept for the ratios in the continuum limit $\nu \rightarrow 0$. The total partition number of the configurations of Vlasov elements in the phase space is

$$W = W_{mix} W_{lb}^{(c)} W_{lb}^{(h)}, \quad (7)$$

$$W_{mix} = \frac{N!}{N_c! N_h!} \prod_{i=1}^P \frac{\nu!}{\nu_c! \nu_h!}, \quad (8)$$

$$W_{lb}^{(c)} = \frac{N_c!}{\prod_{i=1}^P m_i!} \prod_{i=1}^P \frac{\nu_c!}{(\nu_c - m_i)!}, \quad (9)$$

$$W_{lb}^{(h)} = \frac{N_h!}{\prod_{i=1}^P n_i!} \prod_{i=1}^P \frac{\nu_h!}{(\nu_h - n_i)!}, \quad (10)$$

where W_{mix} is the partition number of mixing the core and the halo and $W_{lb}^{(a)}$ are the Lynden-Bell partition numbers for the core and the halo. Using Eqs.(4) and (5), the total partition number W can be expressed as a functional of coarse-grained distributions $f_{c,i}$ and $f_{h,i}$. The procedure for the maximization of the entropy in terms of these distributions is

$$\delta_{f_{c,i}} \ln W = 0, \quad \delta_{f_{h,i}} \ln W = 0 \quad (11)$$

under the constraints in Eq.(6). We introduce two kinds of Lagrange multiplier, α_a and β_a , where $a = c, h$, for

fixed particle number N_a and energy E_a , respectively. Under the continuum limit ($\nu \rightarrow 0$), the total entropy reduces to

$$S = S^{(c)} + S^{(h)}, \quad (12)$$

where each $S^{(a)}$ is the Lynden-Bell entropy[3]

$$S^{(a)} = - \int d\theta dp \left(\frac{f_a}{\eta_a} \ln \frac{f_a}{\eta_a} + \left(1 - \frac{f_a}{\eta_a} \right) \ln \left(1 - \frac{f_a}{\eta_a} \right) \right) \quad (13)$$

for $a = c, h$. The maximization solution of Eq.(12) is the double Lynden-Bell distribution

$$f(\theta, p) = \sum_{a=c,h} \frac{\eta_a}{\exp(\beta_a(\varepsilon(\theta, p, M) - \mu_a)) + 1}, \quad (14)$$

where $\mu_a = -\alpha_a/\beta_a$ is the chemical potential of the core or the halo. Here, readers may think that since the partition number W is the product in Eq.(7), the distribution function Eq.(14) would also be a product. However, the fine grains of the distribution functions f_c and f_h do not share any micro-cells. Thus, f is a superposition, that is, $f = f_c + f_h$.

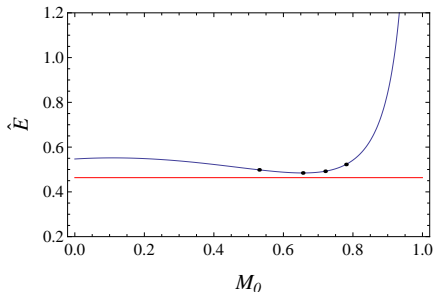
Simulation results and discussion.— In the N -body simulation described in this paper, the initial phase-space distribution function $\hat{f}_0(\theta, p)$ [10] was the uniform water-bag type distribution over the rectangle $[-\theta_0, \theta_0] \times [-p_0, p_0]$, namely

$$\hat{f}_0(\theta, p) = \hat{\eta} \Theta(\theta_0 - |\theta|) \Theta(p_0 - |p|), \quad (15)$$

where Θ is the Heaviside unit one-step function. The parameters θ_0 and p_0 of Eq.(15) satisfy the relations $\sin \theta_0/\theta_0 = M_0$, $p_0 = \sqrt{6\hat{E} - 3(1 - M_0^2)}$, and $\hat{\eta} = 1/(4\theta_0 p_0)$ for initial magnetization M_0 and energy per particle \hat{E} . Using these relations, when we fix $\hat{\eta}$, we can deduce \hat{E} from M_0 . In order to take advantage of the Vlasov incompressibility, that is, the dynamical conservation of $\hat{\eta}$, we classify simulation data by the common value of $\hat{\eta}$. In this paper, we consider $\hat{\eta} = 0.15$.

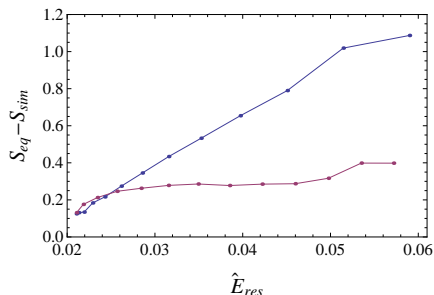
Figure 1 shows that $M_0 = M_{\min}$ gives the global minimum of the function $E(M_0)$ and in the neighborhood of this point, the function is convex. This also holds for other values of $\hat{\eta}$. Thus, it is natural to express some properties of the system in terms of its total energy E . Accordingly, we introduce the residual total energy E_{res} which is equal to the total energy E of the system minus the total energy E_{ε_F} (the red line in Fig.1) of the Vlasov stationary water-bag state $f_{\varepsilon_F}(\varepsilon) = \eta \Theta(\varepsilon_F - \varepsilon)$ for $\eta = 1500$ (i.e., $E_{\text{res}} = E - E_{\varepsilon_F}$).[11] The purpose of the introduction of f_{ε_F} relies on its role in E_{res} . To see it, we note that f_{ε_F} has the total energy lower than that of any f_0 with the common value of η and cannot be accessible by Vlasov dynamics starting from f_0 due to energy conservation. To clarify the meaning of E_{res} , we consider the dynamics of the system on the phase space. When

FIG. 1: The $\hat{\eta} = 0.15$ configuration of four data $M_0 = 0.53, M_{\min}, 0.72, 0.78$ on the (M_0, \hat{E}) plane to be used in Figs.3 and 4. Here, $M_{\min} \sim 0.6556$ is the magnetization of the initial water-bag distribution Eq.(15) at the minimum \hat{E} . The blue and red curves represent the initial water-bag states and the energy per particle of the Vlasov stationary water-bag state f_{ε_F} for $\eta = 1500$, respectively.



the dynamics start from f_0 , its center f_{ε_F} is Vlasov stationary, and there is a total energy gap $E_{\text{res}} > 0$ between them. So, by using E_{res} the system creates the halo of high-energy particles in the outer site, then, the inner part approaches the Vlasov stationary water-bag state due to energy conservation. Thus, E_{res} measures the degree of the creation of the high-energy tail of the halo, which causes the system to deviate from the Lynden-Bell equilibrium. That is, we argue that E_{res} is a measure of the deviation of the system from the Lynden-Bell equilibrium. For $M_0 \leq M_{\min}$, the Vlasov stationary water-bag distributions that inscribe and circumscribe the initial distribution Eq.(15) are close to each other. So, in these cases, the validity of this argument weakens. In Fig.2, we illustrate this argument by the almost monotone correspondence between the residual total energy and the residue of the Lynden-Bell entropy of the Lynden-Bell equilibrium against that of the system. As easily con-

FIG. 2: This figure shows the residue of the Lynden-Bell entropy of the Lynden-Bell equilibrium S_{eq} for given E and $\eta = 1500$ against that of the simulation result S_{sim} as a function of the residual energy per particle \hat{E}_{res} . Blue and purple plotted dots represent, respectively, the cases of $M_0 = 0.66 \sim 0.78$ (with 0.01 increments) and $M_0 = 0.41 \sim 0.65$ (with 0.02 increments) using the distributions averaged over 10 runs.

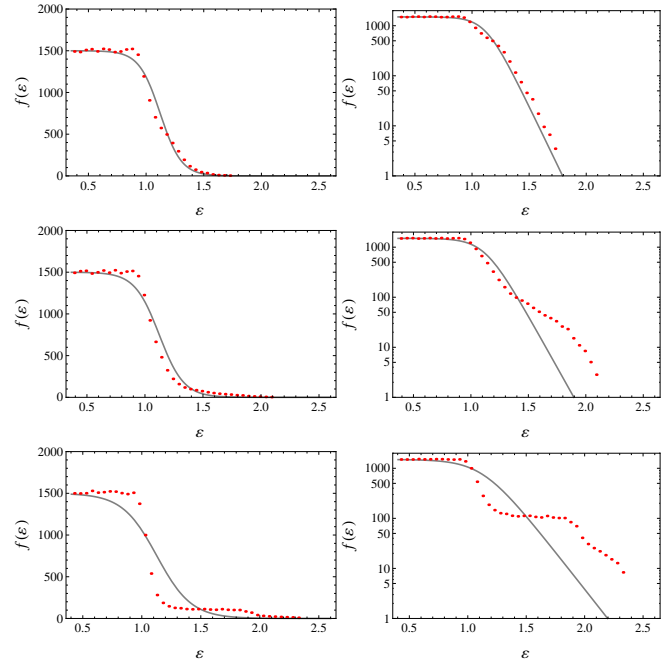


firmed, the minimization condition on the residual total energy $(\partial E_{\text{res}}/\partial M_0)_\eta = 0$ matches the GVC for the HMF

model discussed in Ref.[7]. So, our argument has an advantage over the GVC formulation.

As illustrated in Fig.3, as the residual total energy E_{res} increases, the high-energy tail of the simulation resultant $f(\varepsilon)$ grows. This high-energy tail causes the simulation resultant $f(\varepsilon)$ to deviate from the Lynden-Bell equilibrium. In the double Lynden-Bell scenario, we argue

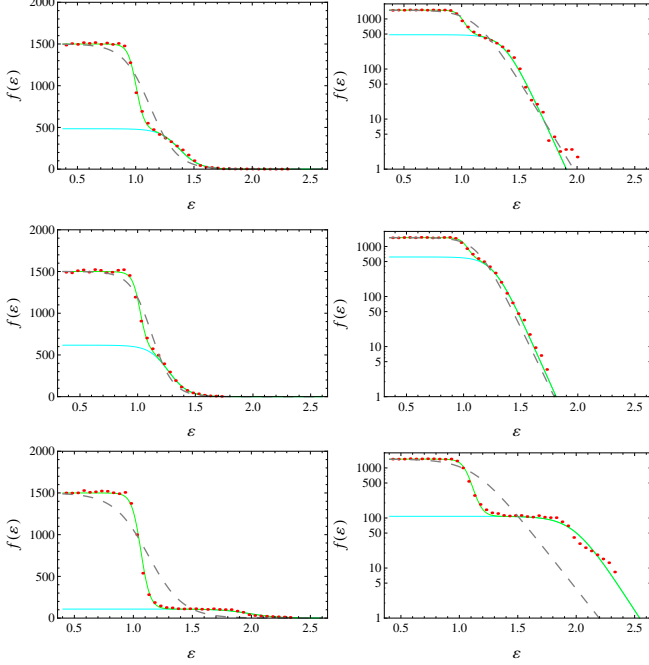
FIG. 3: These figures show the deviation of the simulation resultant $f(\varepsilon)$ (red dots) averaged over 20 runs from the single Lynden-Bell equilibrium (gray curve) for $M_0 = M_{\min}, 0.72, 0.78$ (from top to bottom).



that this deviation part is fitted by the halo part of the distribution, f_h . As an illustration of this argument, in Fig.4 we show the *theoretical semi-predictions* using the double Lynden-Bell distributions for the three initial magnetizations $M_0 = 0.53, M_{\min}$ and 0.78 . (Note that a double Lynden-Bell distribution has seven degrees of freedom. In Fig.4, by adjusting three parameters by hand, we solve the four conditions, that is, three conservation laws for mass, energy and phase-space density, and the self-consistency condition Eq.(2), and derive the double Lynden-Bell distributions. So, Fig.4 is not just a fitting but is also a theoretical result.) The three parameters adjusted by hand to produce Fig.4 include the Lynden-Bell entropy. By setting the Lynden-Bell entropy to be lower than that of the Lynden-Bell equilibrium, we accurately reproduce the N -body simulation results. These accurate reproductions corroborate the double Lynden-Bell scenario.

Structure of the model.— From here, we examine whether or not the simulation resultant QSSs complete the relaxation between the core and halo Lynden-Bell distributions, which is a weaker criterion than Lynden-

FIG. 4: These figures show the $M_0 = 0.53, M_{\min}, 0.78$ (from top to bottom) double Lynden-Bell theoretical semi-predictions of simulation resultant $f(\varepsilon)$ (red dots) averaged over 20 runs. Green and cyan curves represent the full and halo part of the double Lynden-Bell distribution, respectively. The former is constrained to satisfy the three conservation laws and the self-consistency condition Eq.(2) and by adjusting values of the Lynden-Bell entropy, stationary magnetization M_s and η_c by hand. Gray dashed curves represent the Lynden-Bell equilibrium for given E and $\eta = 1500$.



Bell relaxation. The relaxation criterion to be considered can be expressed in terms of the *on-shell* maximization of the double Lynden-Bell entropy Eq.(12):

$$\left. \frac{\partial(S - \lambda(M - M_s))}{\partial \hat{X}_c} \right|_{M=M_s} = 0, \quad X = N, E, \eta \quad (16)$$

for Lagrange multiplier λ , where the stationary magnetization M_s is fixed by hand. Eq.(16) leads to

$$\frac{\partial S}{\partial \hat{N}_c} / \frac{\partial M}{\partial \hat{N}_c} = \frac{\partial S}{\partial \hat{E}_c} / \frac{\partial M}{\partial \hat{E}_c} = \frac{\partial S}{\partial \hat{\eta}_c} / \frac{\partial M}{\partial \hat{\eta}_c} \quad (17)$$

at $M = M_s$.

First, we explain Eq.(17). Due to the relation $S = S^{(c)} + S^{(h)}$, to calculate $\partial S / \partial \hat{X}_c$, it is sufficient to calculate $\partial S^{(a)} / \partial \hat{X}_a$:

$$\frac{\partial S^{(a)}}{\partial \hat{N}_a} = \frac{\beta_a}{\hat{\eta}_a} \left(-\mu_a + \frac{\hat{V}_a}{\hat{N}_a} - \frac{\hat{N}_a}{2} \frac{\partial M_a}{\partial \hat{N}_a} M_s \right), \quad (18)$$

$$\frac{\partial S^{(a)}}{\partial \hat{E}_a} = \frac{\beta_a}{\hat{\eta}_a} \left(1 - \frac{\hat{N}_a}{2} \frac{\partial M_a}{\partial \hat{E}_a} M_s \right), \quad (19)$$

$$\frac{\partial S^{(a)}}{\partial \hat{\eta}_a} = - \left(\frac{\partial S^{(a)}}{\partial \hat{N}_a} \frac{\hat{N}_a}{\hat{\eta}_a} + \frac{\partial S^{(a)}}{\partial \hat{E}_a} \frac{\hat{E}_a}{\hat{\eta}_a} \right), \quad (20)$$

where we introduce

$$V_a = \int d\theta dp \frac{\Phi(\theta, M_s)}{2} f_a(\varepsilon(\theta, p, M_s)), \quad (21)$$

$$M_a = \frac{1}{N_a} \int d\theta dp \cos \theta f_a(\varepsilon(\theta, p, M_s)). \quad (22)$$

Of course, $a = c, h$. Note that these calculations are off-shell with respect to Eq.(2). By noting that $M = \hat{N}_c M_c + \hat{N}_h M_h$, calculations of the derivatives of the magnetization M by the core's macro-variables \hat{N}_c, \hat{E}_c and $\hat{\eta}_c$ are straightforward. So, we omit these here.

Next, to discuss this criterion in the core's macro-variable space, we need to note that the off-shell existence region of the double Lynden-Bell distributions in $(\hat{N}_c, \hat{E}_c, \hat{\eta}_c)$ space at given M_s , which we will call the *double Lynden-Bell region*, is not dense. More precisely, on the (\hat{N}_c, \hat{E}_c) and $(\hat{N}_c, \hat{\eta}_c)$ planes for fixed $\hat{\eta}_c$ and \hat{E}_c , respectively, the double Lynden-Bell region is restricted to a thin, spindle-shaped region and has the following two main structures. First, it has two edges where the energy-distribution is the superposition of two Vlasov stationary water-bag distributions. Its boundaries connecting edges represent states in which a part of the components has a Vlasov stationary water-bag distribution. That is, at the edges and boundaries of the double Lynden-Bell region, the temperature of the corresponding component becomes zero (i.e., $\beta_a \rightarrow \infty$), so $\hat{f}_a(\varepsilon)$ reduces to $\hat{\eta}_a \Theta(\mu_a - \varepsilon)$. Second, on the (\hat{N}_c, \hat{E}_c) plane, the center of this spindle-shaped double Lynden-Bell region is the off-shell maximization point of the double Lynden-Bell entropy Eq.(12) for fixed $\hat{\eta}_c$, namely $\partial S / \partial \hat{N}_c = \partial S / \partial \hat{E}_c = 0$ holds. Using Eqs.(18) and (19), it can be shown numerically that the corresponding energy-distribution satisfies $\beta_c / \hat{\eta}_c \sim \beta_h / \hat{\eta}_h$ and $\mu_c \sim \mu_h$ and thus is almost a single Lynden-Bell one.

From Eq.(17), we find that the on-shell entropy maximization criterion can be expressed geometrically as the tangency of contour surfaces of S and M in $(\hat{N}_c, \hat{E}_c, \hat{\eta}_c)$ space. The case $M_0 = 0.72$ fulfills this criterion for $M_s = 0.6345$, which is within the oscillation range of the stationary magnetization (see Figs.5 and 6).

FIG. 5: These figures show the $M_0 = 0.72$ theoretical result for $f(\varepsilon)$ obtained by solving the on-shell entropy maximization condition for $M_s = 0.6345$ (the full and halo part are drawn as green and cyan curves, respectively), and the simulation resultant $f(\varepsilon)$ averaged over 20 runs (red dots).

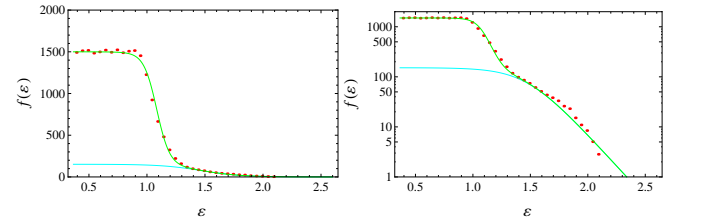
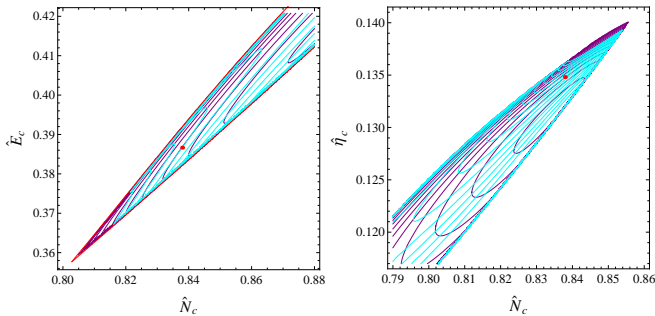


FIG. 6: These figures show $M_0 = 0.72$ contour curves of S (purple) and M (cyan) on the (\hat{N}_c, \hat{E}_c) and $(\hat{N}_c, \hat{\eta}_c)$ planes for $M_s = 0.6345$ at the simulation resultants $\hat{\eta}_c$ and \hat{E}_c , respectively. The red dot is the simulation resultant point.



However, in other values of M_0 , the simulation results do not fulfill the on-shell entropy maximization criterion and are regarded as cases of incomplete relaxation of Eq.(12). This can be seen from the fact that the contours of M on (\hat{N}_c, \hat{E}_c) plane, that is, slices of contour surfaces of M at the simulation resultant $\hat{\eta}_c$, change from convex curves for $M_0 = 0.72$ to almost straight lines for other values of M_0 , while the contour of S is always convex. In these cases, the tangent point between contours of S and M on this plane recedes, and the simulation results do not fulfil the on-shell entropy maximization criterion.

Summary and outlook.— In the HMF model, we have systematically studied the core-halo structure of the QSSs for the unsteady initial rectangle water-bag distributions with $\hat{\eta} = 0.15$ and corroborated the double Lynden-Bell scenario at low total energies. We also examined the completeness of relaxation by considering two entropies. By using the Lynden-Bell entropy, we found that the systems being considered do not reach equilibrium and for higher total energy the degree of incompleteness increases. By using the double Lynden-Bell entropy, in the case of $M_0 = 0.72$, the system completes the relaxation; however, for other values of M_0 this does not

happen.

We now indicate some open issues. First a measure of the deviation from complete relaxation between the core and halo Lynden-Bell distributions needs to be found. Second, it is important to apply the double Lynden-Bell scenario to unsteady systems at high energies per particle and determine the limits of the application of this scenario. The effect of varying the total mass from 10^4 should also be investigated.

We are grateful to T. Tashiro and T. Tatekawa for valuable discussions, especially to T. Tatekawa for providing the Fortran code for the HMF simulation.

[†] konishi.eiji.27c@st.kyoto-u.ac.jp;
sakagami.masaaki.6x@kyoto-u.ac.jp

- [1] A. Campa, T. Dauxois and S. Ruffo, Phys. Rep. 480, 57 (2009) [arXiv:0907.0323].
- [2] Y. Levin, R. Pakter, F. B. Rizzato, T. N. Teles and F. P. C. Benetti, Phys. Rep. 535, 1 (2014) [arXiv:1310.1078].
- [3] D. Lynden-Bell, Mon. Not. R. astr. Soc. 136, 101 (1967).
- [4] M. Antoni and S. Ruffo, Phys. Rev. E 52, 2361 (1995).
- [5] R. Pakter and Y. Levin, Phys. Rev. Lett. 106, 200603 (2011) [arXiv:1012.0035].
- [6] A. Antoniazzi, D. Fanelli, J. Barre, P. H. Chavanis, T. Dauxois and S. Ruffo, Phys. Rev. E 75, 011112 (2007) [arXiv:cond-mat/0603813].
- [7] F. P. da C. Benetti, T. N. Teles, R. Pakter and Y. Levin, Phys. Rev. Lett. 108, 140601 (2012) [arXiv:1202.1810].
- [8] P. H. Chavanis, in: N. Antonic et al. (Eds.) *Multiscale Problems in Science and Technology*, (Springer-Verlag, Berlin Heidelberg 2002).
- [9] P. H. Chavanis, Physica. A 365, 102 (2006) [arXiv:cond-mat/0509726].
- [10] In this paper, we use a hat to denote normalization by the factor $1/N$.
- [11] In this context, the Vlasov stationary water-bag state f_{ε_F} depends on three parameters, that is, the Fermi energy ε_F , the magnetization and the total energy E_{ε_F} . These are determined by the two conservation laws and the self-consistency condition Eq.(2).