

Logic gates and complex dynamics in a hexagonal cellular automaton: the Spiral rule

Rogelio Basurto^{1,2}, Paulina A. León^{1,2}
Genaro J. Martínez^{1,3}, Juan C. Seck-Tuoh-Mora³

¹ Escuela Superior de Cómputo, Instituto Politécnico Nacional, México.

² Centro de Investigación y de Estudios Avanzados del Instituto Politécnico Nacional, México.

Email: {larckov, pauanana}@gmail.com

³ Unconventional Computing Group, Computer Science Department,
University of the West of England, United Kingdom.

Email: genaro.martinez@uwe.ac.uk

⁴ Área Académica de Ingeniería, Universidad Autónoma del Estado de Hidalgo, Pachuca, Hidalgo, México.

Email: jseck@uaeh.edu.mx

Abstract. In previous works, hexagonal cellular automata (CA) have been studied as a variation of the famous Game of Life CA, mainly for spiral phenomena simulations; where the most interesting constructions are related to the Belousov-Zhabotinsky reaction. In this paper, we analyse a special kind of hexagonal CA, *Spiral rule*. Such automaton shows a non-trivial complex behaviour related to discrete models of reaction-diffusion chemical media, dominated by spiral guns which easily emerge from random initial conditions. The computing capabilities of this automaton are shown by means of logic gates. These are defined by collisions between mobile localizations. Also, an extended classification of complex self-localisation patterns is presented, including some self-organised patterns.

Keywords: hexagonal cellular automata, Spiral rule, logic gates, localizations, collisions

Published in *Journal of Cellular Automata*, vol. 8, num. 1-2, p. 53-71, 2013.

URL: <http://www.oldcitypublishing.com/journals/jca-home/jca-issue-contents/jca-volume-8-number-1-2-2013/jca-8-1-2-p-53-71/>

1 Antecedents

Spiral rule is a synchronous totalistic three-state, two-dimensional hexagonal CA introduced by Adamatzky and Wuensche in 2005 [14]. This automaton has a complex behaviour dominated by mobile and stationary localizations (gliders or particles), including the emergence of *spiral guns* that periodically produce mobile localizations.

Some computing capacities and the fundamental complex activity of the Spiral rule are introduced in [6]. Besides, a summary of complex structures, collisions, and basic properties of the Spiral rule can be found on Wuensche's home page (published as well in [7]).⁵

Previous results have discussed the universality of hexagonal CA. Morita *et al.* [12] developed a Fredkin gate in a reversible hexagonal partitioned CA characterised by the conservation of particles and elastic collisions. Adachi *et al.* [5] implemented delay-insensitive circuits on asynchronous totalistic CA working with additive functions as well. Maydwell [11] presented interesting variations of this kind of systems known as hexagonal Life-like rules.

Therefore, the study of hexagonal CA is a work in progress. The contribution of this paper is the implementation of universal logic gates in the Spiral rule through collisions among mobile localizations produced by spiral guns. In addition, an improved classification of complex structures is given, reporting new complex patterns.

The paper is organised as follow: Section 2 describes the Spiral rule automaton. Section 3 presents an extended analysis of the complex patterns in the Spiral rule. Finally, Sec. 4 discusses the implementation of collision-based logic gates.

2 The Spiral rule CA

The Spiral rule is a two-dimensional, three-state CA evolving on a hexagonal lattice (Fig. 1a). The hexagonal local function f is a variation of Moore's function as an isotropic $\mathcal{V} = 7$ -neighbourhood [15] (Fig. 1b):

$$f(\mathcal{V})^t \rightarrow x_{i,j}^{t+1} \quad (1)$$

Let $\Sigma = \{0, 1, 2\}$ be the alphabet, so the local function $f : \Sigma^{\mathcal{V}} \rightarrow \Sigma$ takes into account $k^{\mathcal{V}} = 2187$ neighbourhoods, where $k = |\Sigma|$. However, the Spiral rule is a totalistic CA which compresses the number of neighbourhoods by the sum of their states [13]. Thus the Spiral rule is coded by the number of cells in Σ_i on \mathcal{V} as shows Table 1.

⁵ Spiral rule home page: http://www.sussex.ac.uk/Users/andywu/multi_value/spiral_rule.html

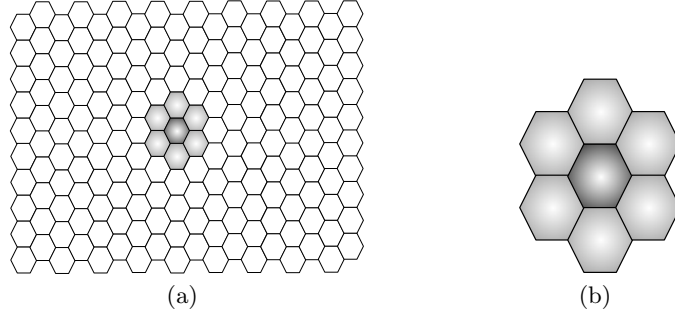


Fig. 1. Hexagonal lattice and a 7-neighbourhood respectively.

Table 1. Totalistic function for Spiral rule

766555444433332222211111100000000	Σ_2
010210321043210543210654321076543210	Σ_1
001012012301234012345012345601234567	Σ_0
000200120021220221200222122022221210	

This means; for example, that given a neighbourhood with seven cells in state 2 and none in state 1 or 0, it evolves into 0 in the next generation. For simplicity, we can represent the totalistic code in hexadecimal notation as 020609a2982a68aa64; although looking for a more transparent representation, the totalistic evolution rule can be represented as a triangular matrix (Table 2).

Table 2. Matrix representation of Spiral rule function

	$ \Sigma_1 $
	0 1 2 3 4 5 6 7
0	0 1 2 1 2 2 2 2
1	0 2 2 1 2 2 2
2	0 0 2 1 2 2
$ \Sigma_2 $ 3	0 2 2 1 2
4	0 0 2 1
5	0 0 2
6	0 0
7	0

This matrix describes the number of cells in state 1 as columns, the number of cells in state 2 as rows and, the number of cells in state 0 is

deduced by $7 - (|\Sigma_1| + |\Sigma_2|)$. For example, whether we have three cells in state 2 and two cells in state 1, there are two cells in state 0 and the neighbourhood evolves into state 2.

3 Complex dynamics in the Spiral rule

The Spiral rule brings a new universe of complex patterns raising in a hexagonal evolution space. In this section, it is presented a number of new structures on the Spiral rule CA. Eventually, such complex patterns become very useful to develop computing devices, or potentially for other engineering devices indeed.

3.1 Mobile localizations: *gliders*

The Spiral rule has a great diversity of gliders travelling in the evolution space. These mobile localizations (known as gliders in CA literature), can be described by a number of particular properties as: mass, volume, period, translation, and speed.

Up to now, we have enumerated 50 gliders, several of them are new with regard to previous results. Figure 2 displays all the known gliders in the Spiral rule starting from basic or primitive gliders up to large and composed ones (including those which can be extended). Experimentally we have observed that several of them do not have a high probability to emerge from random initial conditions and only survive for few generations, because they are very sensitive to small perturbations.

Table 3 depicts general properties for every glider in the Spiral rule; where *mass* represents the number of cells in state 1 and 2 inside each glider volume. If it has more than one form during its period, the mass is the biggest number of cells. *Period* is the number of evolutions needed for each glider to return to the same shape, *translation* is the movement measured in cells of a glider during its period; and finally, *speed* is calculated as the rate of a glider translation between its period.

With such a diversity of gliders, we can refine a classification taking species of them. Table 4 presents three main branches of species in the Spiral rule. In particular, *extended* gliders can be configured and connected as mobile *polymers* over their six possible directions.

3.2 Stationary localizations: *Still-life configurations*

Spiral rule has basically a pair of basic or primitives stationary localizations known as still-life configurations in CA. Such patterns can live on the evolution space without alteration; of course, in the lack of any




Fig. 2. Gliders in Spiral rule; state 2 is represented in black, state 1 in red, and the stable background (state 0) in white.



Fig. 3. Still-life configurations in the Spiral rule

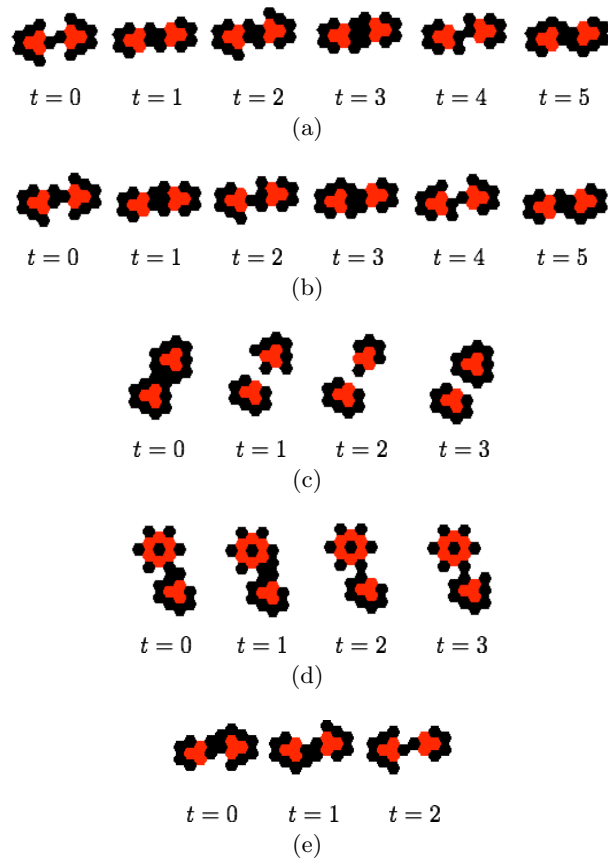


Fig. 4. Oscillating configurations in the Spiral rule.

Table 3. Glider properties in Spiral rule. State substrate (state 2), activator (state 1), and inhibitor (state 0).

glider	mass	period	translation	speed	glider	mass	period	translation	speed
g_1	5	1	1	1	g_{26}	16	2	2	1
g_2	4	2	2	1	g_{27}	17	2	2	1
g_3	5	2	2	1	g_{28}	17	4	4	1
g_4	5	2	2	1	g_{29}	17	4	4	1
g_5	6	1	1	1	g_{30}	18	4	4	1
g_6	8	1	1	1	g_{31}	18	4	4	1
g_7	9	1	1	1	g_{32}	19	4	4	1
g_8	10	1	1	1	g_{33}	19	8	8	1
g_9	10	1	1	1	g_{34}	20	8	8	1
g_{10}	10	4	4	1	g_{35}	22	4	4	1
g_{11}	11	1	1	1	g_{36}	23	4	4	1
g_{12}	11	4	4	1	g_{37}	24	4	4	1
g_{13}	11	4	4	1	g_{38}	25	4	4	1
g_{14}	11	4	4	1	g_{39}	25	8	8	1
g_{15}	11	4	4	1	g_{40}	26	8	8	1
g_{16}	11	4	4	1	g_{41}	29	4	4	1
g_{17}	12	1	1	1	g_{42}	29	8	8	1
g_{18}	12	2	2	1	g_{43}	31	4	4	1
g_{19}	12	4	4	1	g_{44}	31	4	8	1
g_{20}	14	2	2	1	g_{45}	32	4	4	1
g_{21}	14	2	2	1	g_{46}	32	4	4	1
g_{22}	14	2	2	1	g_{47}	36	4	4	1
g_{23}	15	2	2	1	g_{48}	36	4	4	1
g_{24}	16	2	2	1	g_{49}	43	4	4	1
g_{25}	16	2	2	1	g_{50}	47	4	4	1

perturbation. Figure 3 displays these still-life patterns that can be connected as polymers as well to produce extensions of such patterns.

Firstly, the still life ‘e1’ (Fig. 3a) has a mass of 12 active cells while the second still life ‘e2’ (Fig. 3b) has a mass of 13 active cells. The last still life can be used as a counter of binary strings for a memory device [4,17], producing a family of still-life configurations.

A remarkable characteristic (similar to Life) is that both still-life configurations work as “eaters.” An eater is a configuration which generally deletes gliders coming from a given direction. This structure eventually becomes very useful to control a number of signals or values in a specific process. For example, deleting values in a computation, where some bits are not needed anymore.

Table 4. Species of gliders in the Spiral rule.

specie	glider
primitive	$g_1, g_2, g_3, g_4, g_5, g_{29}$
compound	$g_6, g_7, g_9, g_{10}, g_{12}, g_{13}, g_{14}, g_{15}, g_{16}, g_{17}, g_{19}, g_{27}, g_{35}$
extendible	$g_8, g_{11}, g_{18}, g_{20}, g_{21}, g_{22}, g_{23}, g_{24}, g_{25}, g_{26}, g_{28}, g_{30},$ $g_{31}, g_{32}, g_{33}, g_{34}, g_{36}, g_{37}, g_{38}, g_{39}, g_{40}, g_{41}, g_{42}, g_{43},$ $g_{44}, g_{45}, g_{46}, g_{47}, g_{48}, g_{49}, g_{50}$

3.3 Periodic stationary localizations: *Oscillators*

Oscillating patterns are able to emerge in the Spiral rule as well; we can see here an interesting diversity of stationary oscillating patterns. They are frequently a composition of still-life configurations turning ON and OFF bits periodically.

Figure 4 presents five kinds of oscillators in the Spiral rule. They are composed by connected still-life configurations, all of them oscillating and changing few values in their structures. Thus, it is not complicated to develop more extended and complex oscillators in the Spiral rule.

Table 5. Oscillator properties in the Spiral rule: o1 (a), o2 (b), o3 (c), o4 (d), and o5 (e).

oscillator	mass	period
o_1	20	6
o_2	20	6
o_3	24	4
o_4	24	4
o_5	20	3

Table 5 shows general properties for each oscillator in Fig. 4. Additionally these oscillators are capable to work as eater configurations as well. However, no simple blinkers or flip-flop configurations are still reported.

3.4 Glider guns

One of the most notable features in the Spiral rule CA is the diversity of glider guns that may appear. A *glider gun* is a complex configuration generating gliders periodically. In the CA literature, the existence of a glider gun also represents the solution of the unlimited-growth problem [8].




Fig. 5. Stationary glider guns in the Spiral rule. A number of non-natural guns are presented too.




Fig. 6. Mobile glider guns in the Spiral rule (first set).




Fig. 7. Mobile glider guns in the Spiral rule (second set).

The Spiral rule has two types of glider guns: stationary and mobile. A stationary gun cannot change of place and position, while a mobile gun can travel along some direction emitting gliders in its path.

Table 6 and Fig. 5 show general properties and dynamics of stationary guns evolving in the Spiral rule respectively. The most frequent glider guns produced by the Spiral rule from random initial conditions are gun6 and gun7. They have a high and slow frequency emitting six g_2 and g_1 gliders respectively. While gun6 produces six g_2 gliders every six generations, gun7 yields six g_1 gliders every 22 generations (see Tab. 6). Other gun variations are obtained adding still life or oscillators, affecting the production of gliders or changing their identity and number. Of course, they are not “natural” guns but they can be modified to yield a different number or kind of gliders and its frequency as well, see guns gun1–gun5, gun8–gun11 to look modified guns.

Table 6. Stationary glider guns properties in the Spiral rule.

gun	production	frequency	period	volume	gliders emitted
gun1	g_1	1	6	15×15	1
gun2	g_1, g_3	2	6	15×15	2
gun3	g_1, g_2, g_3	3	6	14×15	3
gun4	$3g_1, 2g_2$	5	12	16×17	3
gun5	$5g_1$	5	12	19×17	3
gun6	$6g_2$	6	6	8×9	6
gun7	$6g_1$	6	22	12×12	6
gun8	$3g_1, 4g_2$	7	12	14×14	4
gun9	$3g_1, 2g_2, 2g_4$	7	12	15×17	4
gun10	$5g_1, 2g_5$	7	12	15×15	4
gun11	$13g_1, 4g_5$	17	30	15×17	4

Particularly, stationary glider guns *gun6* and *gun7* (natural guns in Spiral rule) describe characteristic “spiral guns” in chemical reactions, as we can see in Belousov-Zhabotinsky phenomena [3,2,9], gliders are CA analogies to wave-fragments (localised excitations) propagating in sub-excitable reaction.

Also, the Spiral rule has a wide number of mobile glider guns, generally they are formed by complex structures generating more than two gliders. However, the guns are very sensitive to any perturbation, consequently destroying the gun configuration. While natural spiral guns (gun6 and gun7) are very robust to defend their structures from many collisions, there are few of them that are able to destroy these structures

as well. Figures 6 and 7 present the broad diversity of mobile glider guns in the Spiral rule, having up to 38 different types.

Thus, there is always a way to yield basic gliders in the Spiral rule from some glider gun.

4 Logic gates and beyond

This section describes constructions to simulate computing devices in the Spiral rule by glider collisions, implementing universal logic gates and other useful computing devices. They are inspired by previous works in the Game of Life CA [8]. Thus, the presence of gliders represents bits in state 1 and its complement (absence) represents bits in state 0.

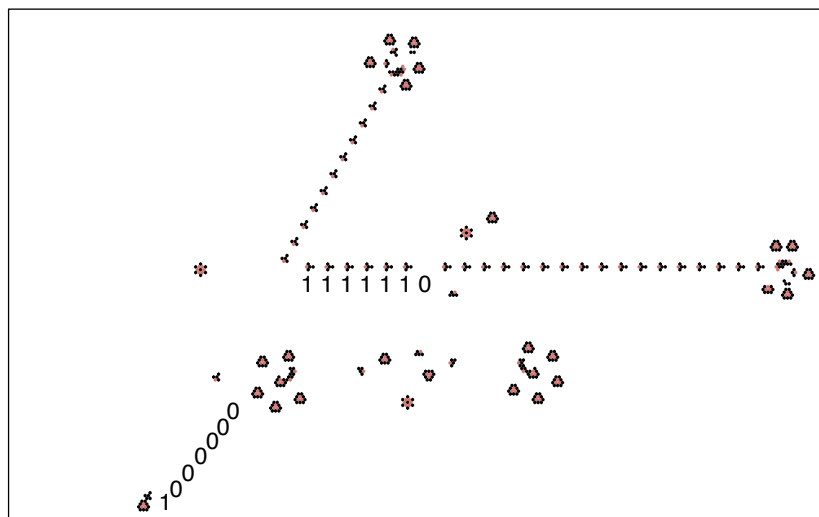


Fig. 8. NOT gate implementation in the Spiral rule.

The first construction implements a NOT gate.⁶ This one presents a NOT gate processing the string $\neg(1111110)$. Here a high frequency spiral gun gun6 produces six gliders where five localizations are suppressed by eaters to preserve only one. Thus, the first spiral gun (east

⁶ You can see an animation in http://www.youtube.com/watch?v=_bC5ucq_sKc. The construction was prepared using DDLab software; the file 'notGt.sr.eed' can be download from <http://uncomp.uwe.ac.uk/genaro/Papers/Thesis.html>.

position) yields periodically the sequence 1111... Then, other two low frequency spiral guns gun7 generate additional eaters to delete a bit of such sequence, given the string (111110)*. Finally a fourth spiral gun gun6 (north position) produces the NOT operation obtaining the string (000001)* by annihilation reactions. Gaps amongst spiral guns can be manipulated to get a desired string.

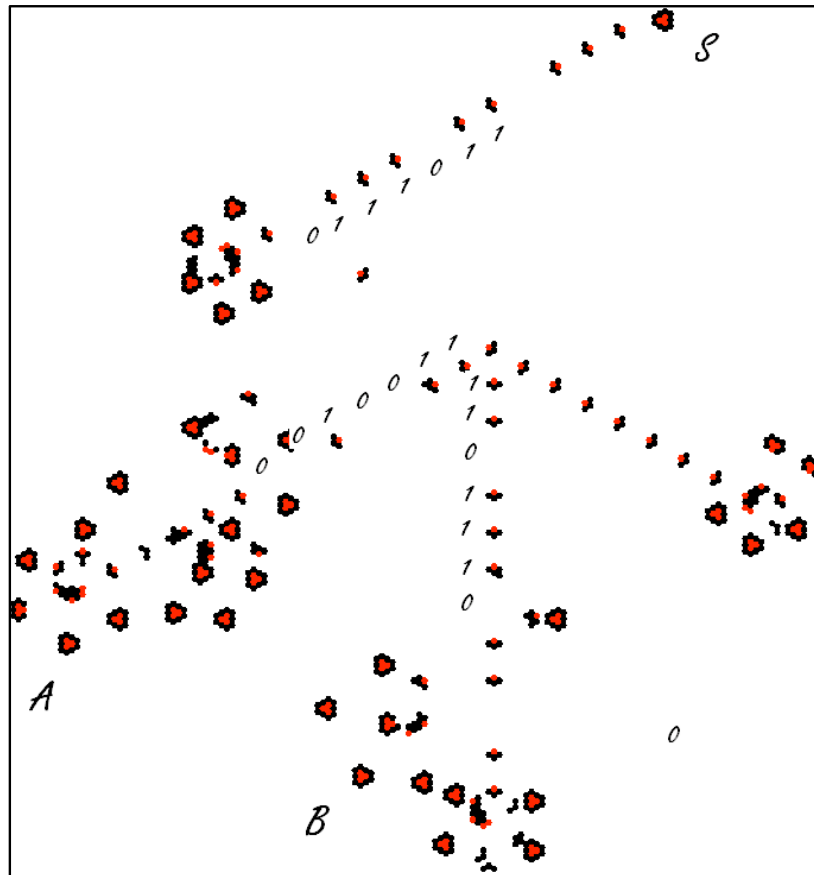


Fig. 9. OR gate implemented in the Spiral rule. $S = A \text{ OR } B$.

In this sense, specific initial conditions have been specified to simulate: OR (Fig. 9) and AND (Fig. 10) logic gates. Complicated designs are also developed to implement XOR (Fig. 11) and XNOR (Fig. 12) gates

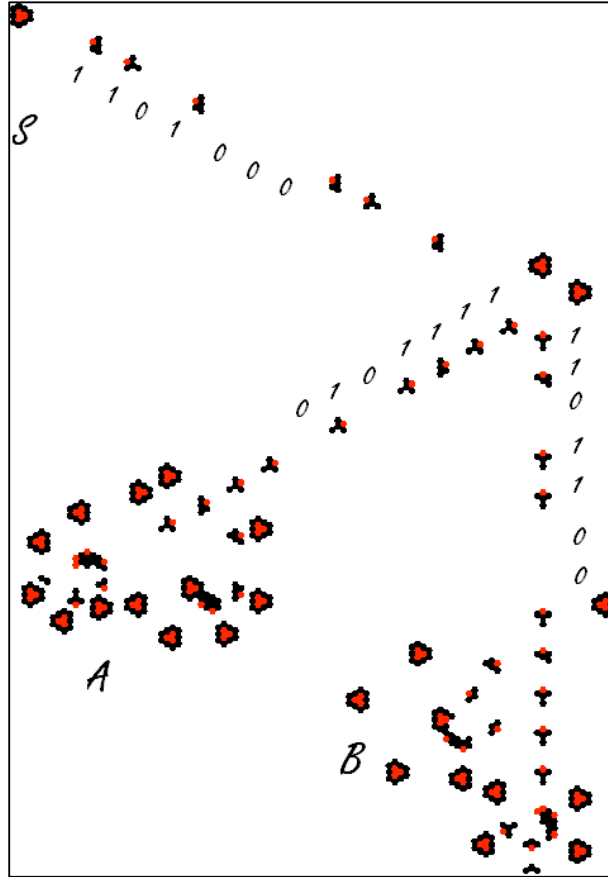


Fig. 10. AND gate implemented in the Spiral rule. $S = A \text{ AND } B$.

respectively. In these cases, additional still life patterns and spiral guns are needed to synchronise multiple collisions, and controlling sequences of bits.

Additionally, Fig. 13 displays two FANOUT gates. The first FANOUT gate (Fig. 13a) is implemented using a new high frequency spiral gun, the gun1 (producing a glider every six times) modified to generate g_1 gliders. Then, another gun1 is put at 90 degrees to obtain a multiplication of the original localisation, splitting the first g_1 glider in two g_1 gliders. The second design depicts a high frequency FANOUT gate (Fig. 13b) inspired from the spiral gun gun1.

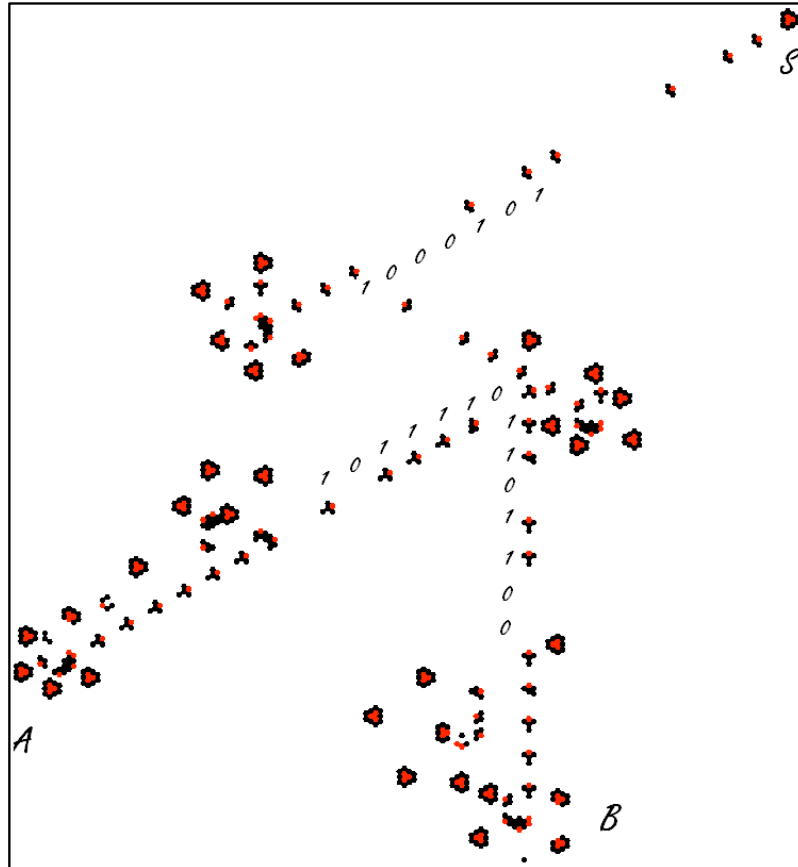


Fig. 11. XOR gate implemented in the Spiral rule. $S = A \text{ XOR } B$.

A low frequency DELAY device (see Fig. 14) has been designed as well, using a spiral gun gun1. The goal is to reflect the original input by three reflection reactions which preserve the same sequence. The delay time can be manipulated increasing the gap between each reflection. Such device could be useful to synchronise multiple signals and generate sophisticated computations in further works.

5 Final remarks

Universal logic gates and other computing devices in the Spiral rule have been implemented, showing the potential of this hexagonal CA


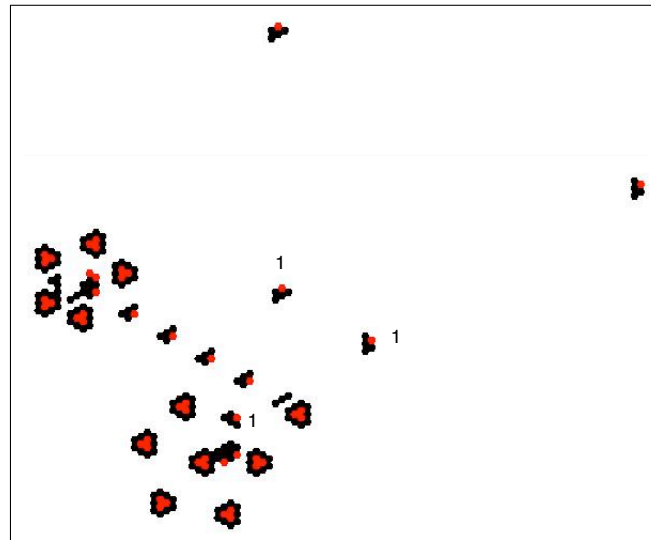


Fig. 12. XNOR gate implemented in the Spiral rule. $S = A \text{ XNOR } B$.

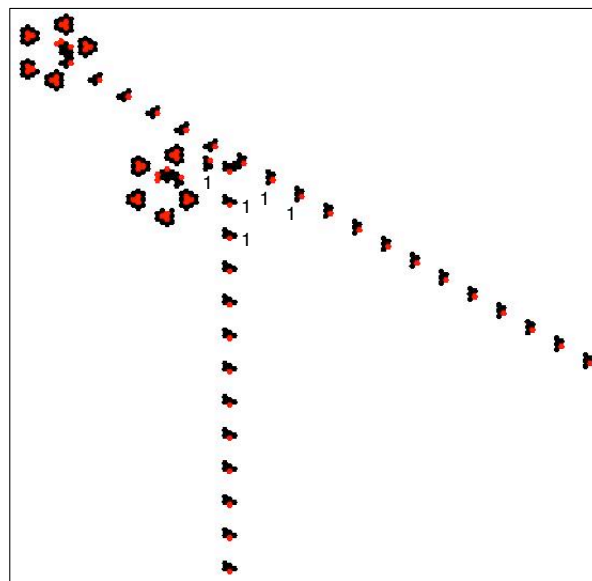
to organise complex patterns and synchronise multiple collisions.⁷ The next step will be the design of full logic circuits working together to get a complete computable function. To reach such constructions, we will develop a more extended engineering based-collision of gliders in the Spiral rule, to get a full universality employing similar constructions specified in other hexagonal CA models [12,5].

About unconventional computing, these results may be useful as a guide to implement reaction-diffusion computers on Belousov-Zhabotinsky systems [3]. Here, mobile localizations are represented as a fragment of

⁷ Implementations of capacitor and reflection devices in the Spiral rule can be watched in <http://www.youtube.com/watch?v=Cx5QYxvfF9g>, <http://www.youtube.com/watch?v=Cx5QYxvfF9g>, and <http://www.youtube.com/watch?v=H2xvG-UHM9o>.



(a)



(b)

Fig. 13. FANOUT gates implemented in the Spiral rule.




Fig. 14. DELAY device implemented in the Spiral rule.

waves and their interactions are a scheme for three states: substrate (state 2), activator (state 1), and inhibitor (state 0). The spiral guns represent a discrete version of a classical spiral wave in an excitable medium. An interesting study determining spiral forms in CA can be consulted in [10]. The spiral guns can also be related to crystallisation computers [1] where a crystallised way will be precisely a glider travelling on such direction. Experimental laboratory tests are working in this direction at the ICUC.⁸

All simulations were done with SpiralSimulator⁹, and DDLab¹⁰ free software [16].

Acknowledgement

We thanks useful discussions to Wuensche and Adamatzky that help us to improve this paper. Rogelio B. and Paulina A. L. thanks to support given for ESCOM-IPN, CINVESTAV-IPN and CONACYT. Genaro J. M. thanks to support given by EPSRC grant EP/F054343/1. Juan C. S.-T.-M. thanks to support given by CONACYT through project number CB-2007-83554.

⁸ International Centre of Unconventional Computing, University of the West of England, Bristol, United Kingdom. Home page <http://uncomp.uwe.ac.uk/>.

⁹ Here you can download SpiralSimulator software and source files to reproduce every logic gate designed in this paper <http://uncomp.uwe.ac.uk/genaro/Papers/Thesis.html>.

¹⁰ Here you can download DDLab software <http://www.ddlab.org/>.

References

1. Adamatzky, A. (2009) Hot ice computer, *Physics Letters A* **374**(2) 264–271.
2. Adamatzky, A. (2004) Computing with Waves in Chemical Media: Massively Parallel Reaction-Diffusion Processors, in *IEICE Trans Special Issue on New Systems Paradigms for Integrated Electronics* **E87-C(11)** 1748–1756.
3. Adamatzky, A., Costello, B. L., & Asai, T. (2005) *Reaction-Diffusion Computers*, Elsevier.
4. Adamatzky, A., Martínez, G. J., Zhang, L., & Wuensche, A. (2010) Operating binary strings using gliders and eaters in reaction-diffusion cellular automaton, *Mathematical and Computer Modeling* **52** 177–190.
5. Adachi, S., Peper, F., & Lee, J. (2004) Universality of hexagonal asynchronous totalistic cellular automata, *Lecture Notes in Computer Science* **3305** 91–100.
6. Adamatzky, A. & Wuensche, A. (2006) Computing in spiral rule reaction-diffusion cellular automaton, *Complex Systems* **16**(4) 277–297.
7. Adamatzky, A., Wuensche, A. & Costello, B. L. (2006) Glider-based computing in reaction-diffusion hexagonal cellular automata, *Chaos, Solitons & Fractals* **27**(2) 287–295.
8. Berlekamp, E. R., Conway, J. H., & Guy, R. K. (1982) *Winning Ways for your Mathematical Plays*, Academic Press, (vol. 2, chapter 25).
9. Costello, B. L. & Adamatzky, A. (2005) Experimental Implementation of Collision-Based Gates in Belousov-Zhabotinsky Medium, *Chaos, Solitons & Fractals* **25**(3) 535–544.
10. Gordon, R. (1966) On Stochastic Growth and Form, *Proceedings of the National Academy of Sciences of the United States of America* **56**(5) 1497–1504.
11. Maydwell, G. (2007) Hexagonal Life Like Rules, <http://www.collidoscope.com/modernca/hexlifelikerules.html>.
12. Morita, K., Margenstern, M., & Imai, K. (1999) Universality of reversible hexagonal cellular automata, *Theoret. Informatics Appl.* **33** 535–550.
13. Wolfram, S. (1983) Statistical mechanics of cellular automata, *Rev. Modern Physics* **55** 601–644.
14. Wuensche, A. & Adamatzky, A. (2006) On spiral glider-guns in hexagonal cellular automata: activator-inhibitor paradigm, *International Journal of Modern Physics C* **17**(7) 1009–1026.
15. Wainwright, R. (Ed.) (1971) Lifeline - A Quaterly Newsletter for Enthusiasts of John Conway's Game of Life, Issue 2, 14–15.
16. Wuensche, A. (2011) *Exploring Discrete Dynamics*, Luniver Press. (PDF file available from <http://www.ddlab.org/>)
17. Zhang, L. (2010) The extended glider-eater machine in the Spiral rule, *Lecture Notes in Computer Science* **6079** 175–186.