

Double Aztec Rectangles.

Tri Lai*

Institute for Mathematics and Its Applications
University of Minnesota
Minneapolis, MN 55455

Email: tmlai@ima.umn.edu

Website: <http://www.ima.umn.edu/~tmlai>

Mathematics Subject Classifications: 05A15, 05C70

Abstract

We investigate the connection between lozenge tilings and domino tilings by introducing a new family of regions obtained by attaching two different Aztec rectangles. We prove a simple product formula for the generating functions of the tilings of the new regions, which involves the statistics as in the Aztec diamond theorem (Elkies, Kuperberg, Larsen, and Propp, J. Algebraic Combin. 1992). Moreover, we consider the connection between the generating function and MacMahon's q -enumeration of plane partitions fitting in a given box.

Keywords: Aztec diamond, domino tiling, lozenge tiling, perfect matching, plane partition

1 Introduction

A *plane partition* is a rectangular array of non-negative integers so that all columns are weakly decreasing from top to bottom and all rows are weakly decreasing from left to right. A plane partition having a rows and b columns with entries at most c is identified with its 3-D interpretation — a stack of unit cubes fitting in an $a \times b \times c$ box. The later stack in turn corresponds to a lozenge tiling of a centrally symmetric hexagon of side-lengths a, b, c, a, b, c (in clockwise order, starting from the northwest side) on the triangular lattice. We denote this hexagon by $H_{a,b,c}$ (see Figure 1(a) for an example). Here, a *lozenge* (or *unit rhombus*) is union of any two unit equilateral triangles sharing an edge; and a *lozenge tiling* of a region (on the triangular lattice) is a covering of the region by lozenges so that there are no gaps or overlaps.

Let q be an indeterminate. The q -integer $[n]_q$ is defined as $[n]_q := 1 + q + \dots + q^{n-1}$. MacMahon [4] proved that

$$\sum_{\mu} q^{|\mu|} = \prod_{i=1}^a \prod_{j=1}^b \prod_{k=1}^c \frac{[i+j+k-1]_q}{[i+j+t-2]_q}, \quad (1)$$

*This research was supported in part by the Institute for Mathematics and its Applications with funds provided by the National Science Foundation (grant no. DMS-0931945).

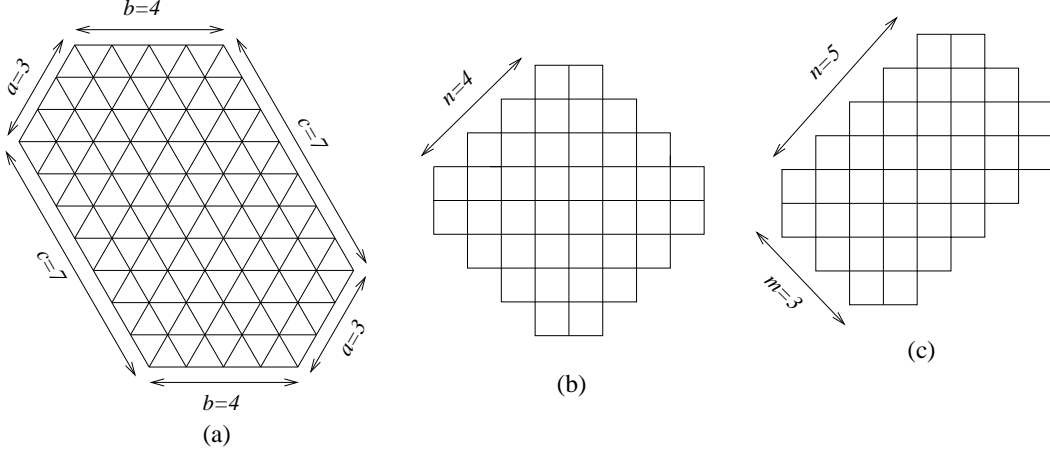


Figure 1: (a) The hexagon $H_{3,4,7}$. (b) The Aztec diamond \mathcal{AD}_4 . (c) The Aztec rectangle $\mathcal{AR}_{4,6}$.

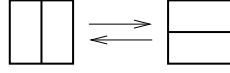


Figure 2: The elementary moves: rotation of a 2×2 block consisting of two vertical or horizontal dominoes.

where the sum is taken over all plane partitions π fitting in an $a \times b \times c$ box and where $|\pi|$ is the number of unit cubes in π (i.e. the *volume* of π). By letting $q = 1$, this deduces that

$$M(H_{a,b,c}) = \prod_{i=1}^a \prod_{j=1}^b \prod_{t=1}^c \frac{i+j+t-1}{i+j+t-2}, \quad (2)$$

where we use the notation $M(R)$ for the number of tilings of a region R .

We now consider regions on a different lattice, the square lattice. On this lattice, we are interested in *domino tilings*—coverings of a region by dominoes so that there are no gap or overlaps. Here, a *domino* is union of any two unit square sharing an edge. Two of the central objects of enumeration of domino tilings are Aztec diamond (see Figure 1(b) for the Aztec diamond of order 4) and its variant Aztec rectangle (see Figure 1(c) for an Aztec rectangle of order 3×5). We denote by \mathcal{AD}_n the Aztec diamond of order n , and $\mathcal{AR}_{m,n}$ the Aztec rectangle of order $m \times n$. One of the crucial results in enumeration of domino tilings is Aztec diamond theorem by Elkies, Kuperberg, Larsen and Propp [1], which will be stated in the next paragraph.

Let T be a domino tiling of \mathcal{AD}_n . We denote by $r(T)$ is the smallest number of elementary moves (90° rotation of a 2×2 block consisting of two vertical or horizontal dominoes as in Figure 2) to obtain the tiling T from the *minimal* tiling T_0 —the tiling consisting of all horizontal dominoes. We call $r(T)$ the *rank* of the tiling T . For example, the tiling in Figures 3 (b), (c), (d) have rank 1,2,5, respectively. We are also interested in half number of vertical dominoes in T , denoted by $v(T)$. The Aztec diamond theorem says that the generating function of domino tilings of an Aztec diamond with two statistics $r(T)$ and $v(T)$ is given by a simple product formula.

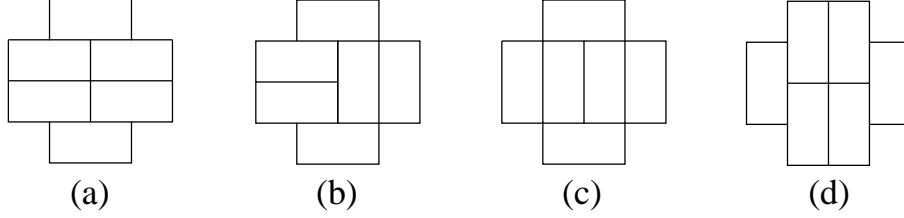


Figure 3: Obtaining the other tilings of \mathcal{AD}_2 from the minimal tiling on the left by using the elementary moves.

Theorem 1 (Aztec Diamond Theorem [1]). *For any positive integer n and indeterminates t and q*

$$\sum_T t^{v(T)} q^{r(T)} = \prod_{k=0}^{n-1} (1 + tq^{2k+1})^{n-k}, \quad (3)$$

where the sum is taken over all tilings T of the Aztec diamond of order n .

The $q = t = 0$ specialization of Theorem 1 implies that the number of domino tilings of the Aztec diamond of order n is equal to $2^{n(n+1)/2}$.

It seems that the enumeration of domino tilings and the enumeration of lozenge tilings are two isolated topics. There is not many connections between these two subfields. In the effort to find the connection between these two tiling enumerations, we introduce a new family of regions on the square lattice, which are obtained by attaching two different Aztec rectangles (see Figure 4 for an example). We call the new regions *double Aztec rectangles* (we will present the precise definition of a double Aztec rectangle in the next section).

We also investigate the generating function of the domino tilings of the double Aztec rectangles involving the two statistics $r(T)$ and $v(T)$ as in the case of the Aztec diamonds. We prove that the generating function is given by a simple product formula (see Theorem 2). More surprisingly, the latter formula is roughly the product of an instant of the formula on the right-hand side of (3) in Aztec diamond Theorem and an instant of the formula on the right-hand side of (1) in MacMahon Theorem. This means that one can view our family of double Aztec rectangles as a “bridge” connecting the enumerations of domino tilings and lozenge tilings.

2 Rank of the tiling, minimal tiling and the statement of main result

First, we give a precise definition of a double Aztec diamond as follows.

Consider two Aztec rectangles \mathcal{AR}_{m_1, n_1} and \mathcal{AR}_{m_2, n_2} with $m_1 \leq n_2$ and $m_2 \leq n_1$. We match the southeast side of \mathcal{AR}_{m_1, n_1} to the northwest side of \mathcal{AR}_{m_2, n_2} so that the first square on the southeast side of \mathcal{AR}_{m_1, n_1} stays immediately on the right of the $(k+1)$ -th square of the northwest side of \mathcal{AR}_{m_2, n_2} . We denote by $\mathcal{DR}_{m_1, n_1, k}^{m_2, n_2}$ the resulting region (see Figure 4; the white Aztec rectangle indicates \mathcal{AR}_{m_1, n_1} and the shaded one indicates \mathcal{AR}_{m_2, n_2}). In addition, we call \mathcal{AR}_{m_1, n_1} and \mathcal{AR}_{m_2, n_2} the *upper* and *lower parts* of the double Aztec rectangle, respectively.

We note that, in general, the double Aztec rectangle $D := \mathcal{DR}_{m_1, n_1, k}^{m_2, n_2}$ does not admit a tiling consisting of all horizontal dominoes. This means that we need another candidate for the minimal tiling of the double Aztec rectangle as follows.

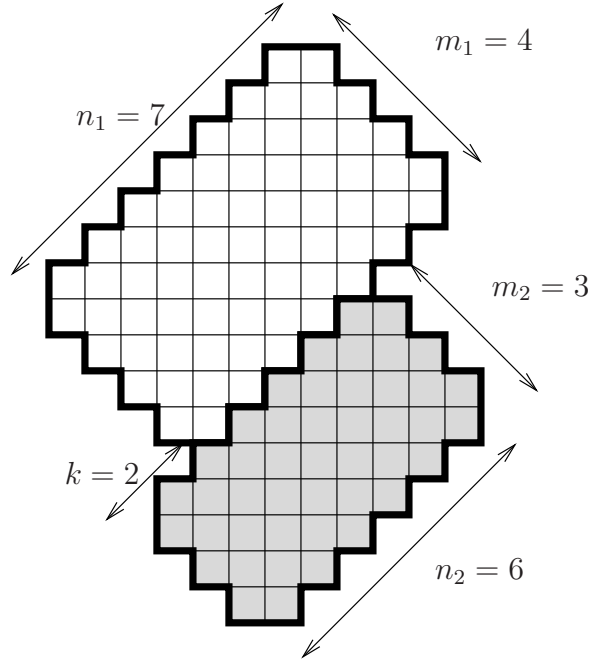


Figure 4: The double rectangle $\mathcal{DR}_{3,6,2}^{4,7}$ is obtained by matching two Aztec rectangles $\mathcal{AR}_{4,7}$ (white) and $\mathcal{AR}_{3,6}$ (shaded).

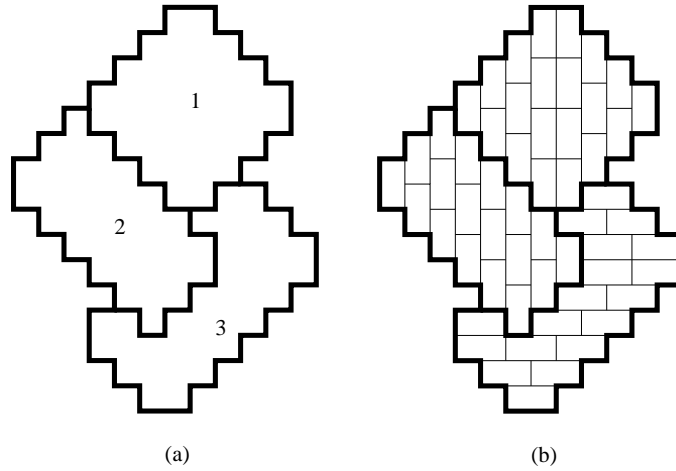


Figure 5: The minimal tiling of the double Aztec rectangle $\mathcal{DR}_{3,6,2}^{4,7}$.

We divide the region D into 3 disjoint parts (labelled by 1, 2, 3) as in Figure 5(a). In precise, part 1 is an Aztec diamond of order m_1 on the top of the region; part 2 is an Aztec rectangle $\mathcal{AR}_{m_1+k, n_1-m_1}$, where the top and bottom are shrunk to size 1; and part 3 is the remaining. Next, we cover the parts 1 and 2 by vertical dominoes, and the part 3 by horizontal dominoes (see Figure 5(b)). We call the resulting tiling T_0 the *minimal tiling* of the double Aztec rectangle. Similar to the case of Aztec diamonds, we now define the *rank* $r(T)$ of a tiling T of the region D to be the smallest number of elementary moves to obtain T from T_0 . We also use the notation $v(T)$ for half of the number of vertical dominoes in T . Then the generating function of tilings of the double Aztec rectangle with the two statistic r and v is given by the theorem stated below.

Theorem 2. *Assume that m_1, m_2, n_1, n_2 are positive integers, and k is a non-negative integer so that $m_1 \leq n_1$, $m_2 \leq n_2$, $k \leq \min(m_2, n_2 - 1)$, and $n_1 - m_1 = m_2 - n_2$. Then*

$$\sum_T t^{r(T)} q^{v(T)} = t^{\binom{m_1+1}{2} + \binom{m_2+1}{2} + (n_1-m_1)(m_1+k)/2} q^{N + (n_1-m_1)(m_1+k) + A} \times \prod_{i=0}^{m_1-1} (\star'_i)^{m_1-i} \prod_{i=0}^{m_2-1} (\star_i)^{m_2-i} \prod_{i=1}^{n_1-m_1} \prod_{j=1}^{m_2-k+1} \prod_{t=1}^{m_1+k} \frac{[i+j+t-1]_{q^2}}{[i+j+t-2]_{q^2}}, \quad (4)$$

where the sum is taken over all tilings T of the double Aztec rectangle $\mathcal{DR}_{m_1, n_1, k}^{m_2, n_2}$, where

$$N = m_1(m_1+1)(n_1-1) - m_2(m_2+1)(n_2-1) + (n_1-m_1)(2m_2^2 + m_2m_1 + m_2n_1 + k^2 + 2km_1 + m_1n_1 + k - m_2),$$

and

$$A = \frac{2m_2(m_2-1)(m_2+1)}{3} + (m_2-k+1)(m_2+n_2-1)(n_1-m_1) + \frac{m_1(m_1+1)(2k+2m_1+2n_2-1)}{2},$$

and where $\star_i = q^{2m_2+2n_2-3}(1+t^{-1}q^{-2i-1})$ and $\star'_i = q^{2m_2+2k+1}(1+t^{-1}q^{2i+1})$.

3 Subgraph replacements

In this section, we introduce a powerful method in enumerating of tilings, the subgraph replacement method.

A general lattice divides the plane into disjoint fundamental regions (which are unit squares on the square lattice, and are unit equilateral triangles on the triangular lattice). We define a *tile* to be the union of any two fundamental regions sharing an edge (which is a domino on the square lattice, and a lozenge on the triangular lattice); and the *tiling* of a region in a covering of the region by tiles so that there are no gaps and overlaps (as usual). In this section we allow tiles of a region carry weights. $M(R)$ is now the sum of weights of all tilings in R , where the *weight* a tiling is the product of weights of its tiles. We call $M(R)$ the *tiling generating function* of R .

A *perfect matching* of a graph G is a collection of disjoint edges covering all vertices of G . The tilings of a region R can be identified with the perfect matchings of its *dual graph* (the graph whose vertices are fundamental regions in R and whose edges connect precisely two fundamental sharing an edge). If R is a weighted region, we assume that each edge of its dual graph carries the same weight as the corresponding tile. In the view of this, we use notation $M(G)$ for the sum

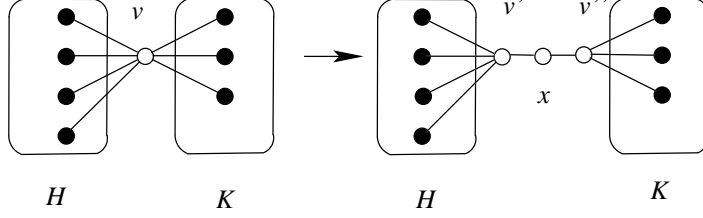


Figure 6: Vertex splitting rule

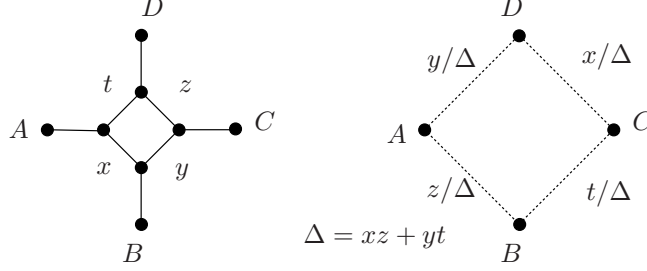


Figure 7: Urban renewal.

of weight of all perfect matchings of the weighted graph G , where the weight a perfect matching is the product of weights of its edges. $M(G)$ is called the *matching generating function* of G .

Next, we present several fundamental replacement rules, which allow us replace a subgraph of a graph G by a new subgraph, so that $M(G)$ does not change or changes in a predictable way.

A *forced edge* of a (weighted) graph G is an edge contained in any perfect matchings of G . If we remove several forced edges e_1, e_2, \dots, e_k from G , then we get a new graph G' and

$$M(G) = M(G') \prod_{i=1}^k wt(e_i), \quad (5)$$

where $wt(e_i)$ is the weight of edge e_i .

Lemma 3 (Vertex-Splitting Lemma). *Let G be a graph, v be a vertex of it, and denote the set of neighbors of v by $N(v)$. For any disjoint union $N(v) = H \cup K$, let G' be the graph obtained from $G \setminus v$ by including three new vertices v' , v'' and x so that $N(v') = H \cup \{x\}$, $N(v'') = K \cup \{x\}$, and $N(x) = \{v', v''\}$ (see Figure 6). Then $M(G) = M(G')$.*

Lemma 4 (Star Lemma; Lemma 3.2 in [3]). *Let G be a weighted graph, and let v be a vertex of G . Let G' be the graph obtained from G by multiplying the weights of all edges incident to v by $t > 0$. Then $M(G') = t M(G)$.*

The following result is a generalization (due to Propp) of the “urban renewal” trick first observed by Kuperberg.

Lemma 5 (Spider Lemma). *Let G be a weighted graph containing the subgraph K shown on the left in Figure 7 (the labels indicate weights, unlabeled edges have weight 1). Suppose in addition that the four inner black vertices in the subgraph K , different from A, B, C, D , have no neighbors outside K . Let G' be the graph obtained from G by replacing K by the graph \overline{K}*

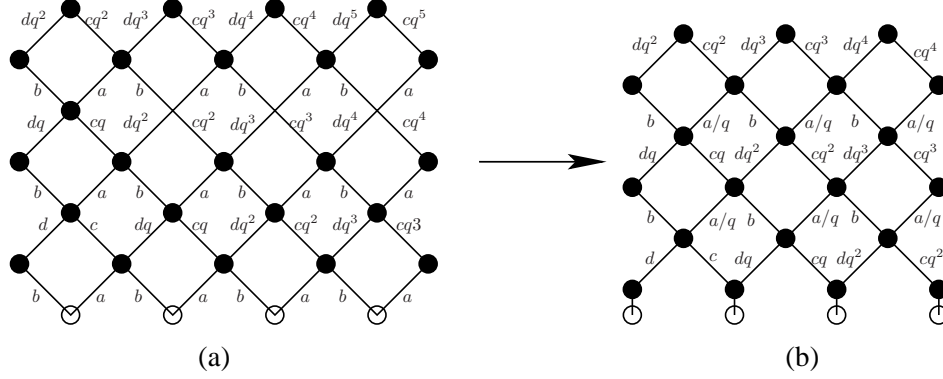


Figure 8: The transformation in Lemma 6.

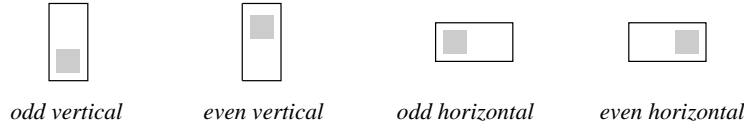


Figure 9: Four types of colored dominoes.

shown on right in Figure 7, where the dashed lines indicate new edges, weighted as shown. Then $M(G) = (xz + yt) M(G')$.

Next, we color the double Aztec rectangle $\mathcal{DR}_{m_1, n_1, k}^{m_2, n_2}$ by black and white so that two neighbour unit squares have opposite colors and that the unit squares along the southwest side of \mathcal{AR}_{m_1, n_1} are white (see Figure 16 for an example). We assign weights to the (colored) dominoes of a double Aztec rectangle as follows. Assume that a, b, c, d, q are five positive numbers. We assign each *odd horizontal domino* (see Figure 9 for four types of dominoes) a weight b , each *even vertical domino* a weight a , each *even horizontal domino* on the k level a weight cq^{k-1} (the bottom of the region is on the level 0), and each *odd vertical domino* a weight dq^k . Denote by $wt := wt_{a,b}^{c,d}(q)$ the resulting weight assignment.

If an Aztec rectangle $\mathcal{AR}_{m,n}$ is assigned the weights as above, then we denote by $AR_{m,n} = AR_{m,n}(a, b, c, d, q)$ its dual graph rotated 45° clockwise (see Figure 8(a) for an example).

Using the above fundamental subgraph replacement rules, one can create new rules. In particular, we get the following new replacement rule, which will be employed in our proof in the next section.

Lemma 6. *Let G be a weighted graph, and $\{v_1, v_2, \dots, v_n\}$ an ordered set of its vertices. Then*

$$M(G \# AR_{m,n}(a, b, c, d, q)) = (ad + bc)^m q^{m(n-1) + \binom{m}{2}} M\left(G \# \downarrow AR_{m-\frac{1}{2}, n-1}(a/q, b, c, d, q)\right), \quad (6)$$

where $\downarrow AR_{m-\frac{1}{2}, n-1}(a/q, b, c, d, q)$ is obtained from the graph $AR_{m, n-1}(a/q, b, cq, dq, q)$ by removing the bottommost vertices, and appending vertical edges to the bottom of the resulting graph; and where the connected sum acts on G along the ordered set $\{v_1, v_2, \dots, v_n\}$, and on $AR_{m,n}(a, b, c, d, q)$ and $\downarrow AR_{m-\frac{1}{2}, n-1}(a/q, b, c, d, q)$ along their bottommost vertices ordered from left to right (see Figure 8).

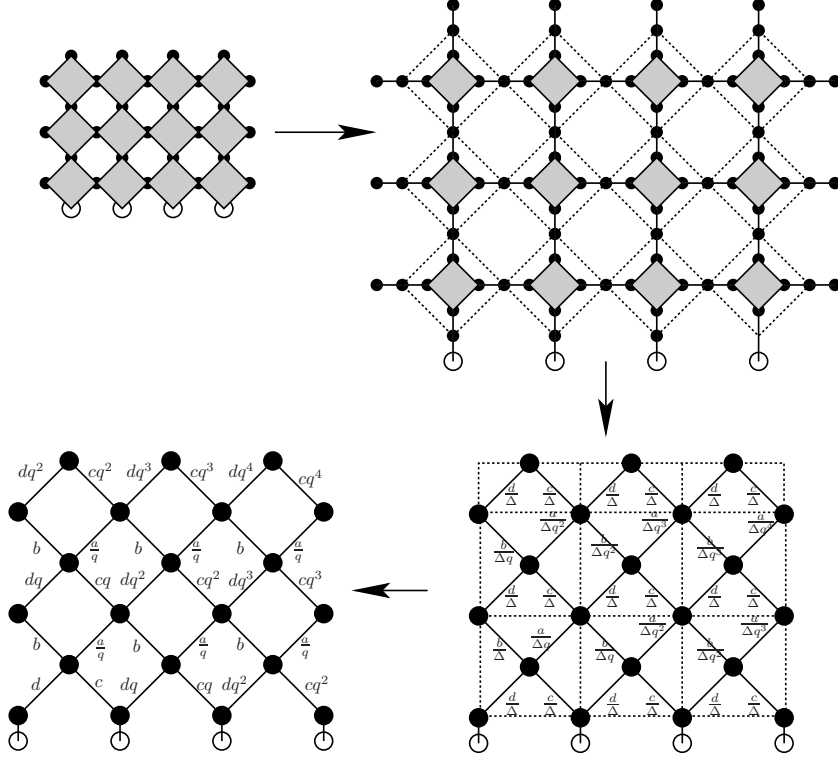


Figure 10: Illustrating the proof of Lemma 6, where $\Delta := ad + bc$.

Proof. The proof is illustrated in the Figure 10, for $m = 3$ and $n = 4$. First, we apply Vertex-splitting Lemma to all vertices of $AR_{m,n}(a, b, c, d, q)$ as in Figures 10(a) and (b). Apply the Spider Lemma around mn shaded cells, and remove all edges incident to a vertex of degree 1, which is forced edges (see Figure 10(b)). This way, $G\#AR_{m,n}(a, b, c, d, q)$ is transformed into $G\#\overline{AR}_{m-\frac{1}{2},n-1}$, where $\overline{AR}_{m-\frac{1}{2},n-1}$ is the weighted version of the graph $|AR_{m-\frac{1}{2},n-1}$ illustrated in Figure 10(c). Next, we divide the graph $|AR_{m-\frac{1}{2},n-1}$, except for its vertical edges, into $m(n-1)$ subgraphs restricted in dotted squares as in Figure 10(c). Apply Star Lemma with factor $t = \Delta q^{i+j-2}$ to the center vertex of the dotted square in row i (from bottom to top) and column j (from left to right). Finally, we get the graph $G\#|AR_{m-\frac{1}{2},n-1}(a/q, b, c, d)$. By Spider, Graph Splitting, and Star Lemmas, we get

$$M(G\#AR_{m,n}(a, b, c, d, q)) = \prod_{1 \leq i \leq m} \prod_{1 \leq j \leq n} \Delta q^{i+j-2} \cdot M(G\#\overline{AR}_{m-\frac{1}{2},n-1}) \quad (7)$$

$$= \prod_{1 \leq i \leq m} \prod_{1 \leq j \leq n} \Delta q^{i+j-2} \quad (8)$$

$$\times \prod_{1 \leq i \leq m} \prod_{1 \leq j \leq n-1} (\Delta q^{i+j-2})^{-1} \cdot M(G\#|AR_{m-\frac{1}{2},n-1}(a/q, b, c, d)), \quad (9)$$

and the lemma follows. \square

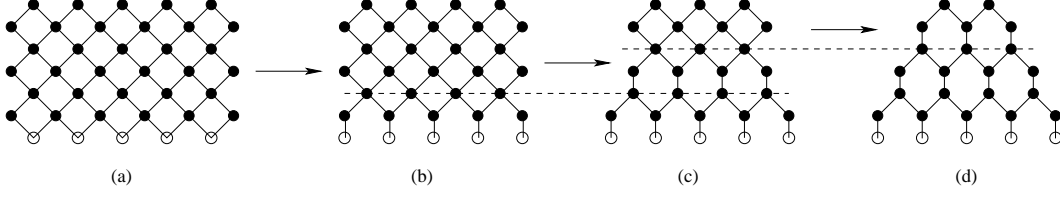


Figure 11: Apply the replacement in Lemma 6 repeatedly to transform the upper part of G into the dual graph of the upper half of weighted hexagon.

4 Weighted Double Aztec rectangles

Consider the double Aztec rectangle $\mathcal{DR}_{m_1, n_1, k}^{m_2, n_2}$, where its dominoes are weighted by the weight assignment $wt := wt_{a, b}^{c, d}(q)$ (defined in the previous section). To specify the weight assignment, we denote by $\mathcal{DR}_{m_1, n_1, k}^{m_2, n_2}(a, b, c, d, q)$ the weighted double Aztec rectangle. The generating function of its tilings is given by the theorem stated below.

Theorem 7. *Assume that a, b, c, d, q are positive numbers. Assume in addition that m_1, m_2, n_1, n_2, k are positive integers so that $m_1 \leq n_1$, $m_2 \leq n_2$, $k \leq \min(m_2, n_2 - 1)$, and $n_1 - m_1 = n_2 - m_2$. Then*

$$\begin{aligned} M\left(\mathcal{DR}_{m_1, n_1, k}^{m_2, n_2}(a, b, c, d, q)\right) &= c^{(m_2 - k + 1)(n_1 - m_1)} d^{(m_1 + k)(n_1 - m_1)} \prod_{i=0}^{m_1 - 1} (\Delta'_i)^{m_1 - i} \prod_{i=0}^{m_2 - 1} (\Delta_i)^{m_2 - i} q^{N/2} \\ &\quad \times \prod_{i=1}^{n_1 - m_1} \prod_{j=1}^{m_2 - k + 1} \prod_{t=1}^{m_1 + k} \frac{1 - q^{i+j+t-1}}{1 - q^{i+j+t-2}}, \end{aligned} \quad (10)$$

where N is defined as in Theorem 2, and where $\Delta'_i = q^{k+m_2+i}(adq^{-i} + bcq)$ and $\Delta_i = q^{m_2+n_2-2-i}(adq^i + bc)$.

Proof. Consider the dual graph G of $\mathcal{DR}_{m_1, n_1, k}^{m_2, n_2}(a, b, c, d, q)$. Divide the graph G into three parts by two dotted horizontal lines as in Figure 12 (a).

Apply the replacement in Lemma 6 to the top part of G , which is isomorphic to $AR_{m_1, n_1}(a, b, cq^{k+m_2+1}, dq^{k+m_2}, q)$. In particular, we replace this portion of G by the graph $|AR_{m_1 - \frac{1}{2}, n_1 - 1}(a/q, b, cq^{k+m_2+1}, dq^{k+m_2}, q)$. Viewing $m_1 - 1$ rows of diamond in the later graphs as the weighted Aztec rectangle graph $AR_{m_1 - 1, n_1 - 1}(a/q, b, cq^{k+m_2+2}, dq^{k+m_2+1}, q)$, we can apply the replacement in Lemma 6 again. Keep applying this process as in the Figure 11 (where the weights are not shown). This way we transform the upper part into a dual graph of the upper half of a weighted hexagon (see the replacement above the dotted line in Figure 12 for the case $m_1 = 3$, $n_1 = 5$, $m_2 = 4$, $n_2 = 6$, $k = 3$; the dual graph G is illustrated by the graph restricted by the bold contour in Figure 12(a)).

Similarly, we transform the bottom part of G , which is isomorphic to the weighted Aztec rectangle graph $AR_{m_2, n_2}(a, b, cq^{m_2+n_2-2}, dq^{m_2+n_2-2}, q^{-1})$ rotated by 180° , into the dual graph of the lower half of some weighted hexagon (see the replacement below the dotted line in Figure 12. Finally, we remove forced vertical edges in the resulting graph.

This way, the dual graph G of the region is transformed into the dual graph of a weighted lozenge hexagon $\mathcal{H} := H_{n_1 - m_1, m_2 - k + 1, m_1 + k}$ (see the graph restricted by the bold contour in

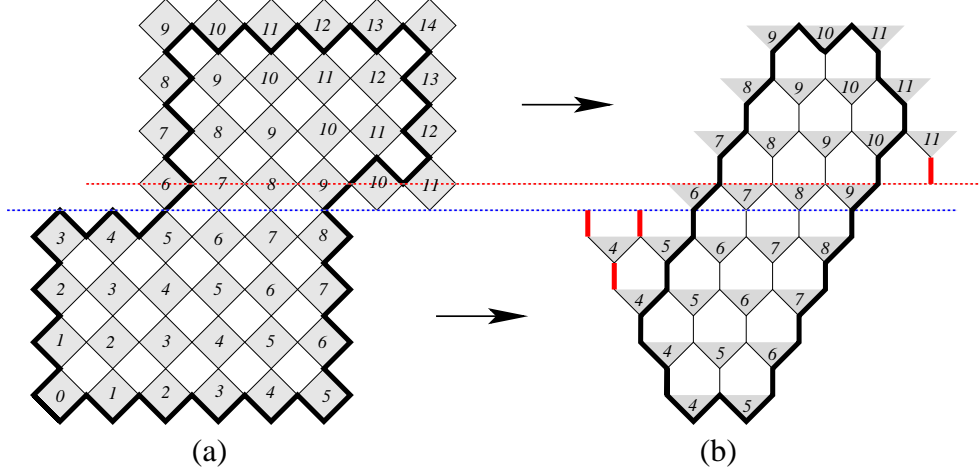


Figure 12: Illustrating the proof of Theorem 2. The shaded diamond with label x have edge-weight a, b, dq^x, cq^x (in cyclic order, start from the northwest side); and the baseless triangle with label y have the left and right edge-weights cq^y and dq^y , respectively.

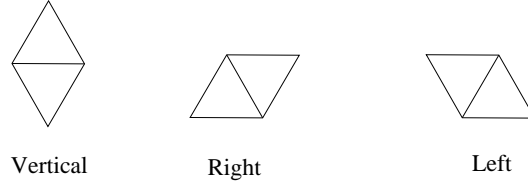


Figure 13: Three types of lozenges.

Figure 12(b)). In particular, the lozenges in \mathcal{H} are weighted as follows. All vertical lozenges are weighted by 1. A left lozenge is weighted by cq^{m_2+i} , where the Euclidian distance between the left side of the lozenge and the southwest side of the hexagon is $i\sqrt{3}/2$. Finally, a right lozenge has weight cq^{m_2+i} , where the distance from the lower-left vertex of the lozenge to the southwest side of the hexagon is $i\sqrt{3}/2$. Figure 14(c) shows a weight assignment for the lozenges in a sample tiling of \mathcal{H} for the case $k = 2$, $m_1 = 3$, $m_2 = 4$, $n_1 = 7$, $n_2 = 8$, in which each left lozenge with label x is weighted by cq^x ; and each right lozenge with label y is weighted by dq^y , and all vertical lozenges are weighted by 1. By the above replacement process and Lemma 6, we have

$$M(G) = \prod_{i=0}^{m_1-1} (\Delta'_i)^{m_1-i} q^{(m_1-i)(n_1-i-1) + \binom{m_1-i}{2}} \cdot \prod_{i=0}^{m_2-1} (\Delta_i)^{m_2-i} q^{-(m_2-i)(n_2-i-1) - \binom{m_2-i}{2}} \cdot M(\mathcal{H}), \quad (11)$$

where $\Delta'_i = q^{k+m_2+i}(adq^{-i} + bcq)$ and $\Delta_i = q^{m_2+n_2-2-i}(adq^i + bc)$.

Now, each lozenge tiling T of the hexagon \mathcal{H} corresponds to family of $n_1 - m_1$ disjoint paths of *left* and *right lozenge* $\mathbf{P} = (P_1, P_2, \dots, P_{n-m})$ (see Figure 13 for three orientations of a lozenge), where P_i starts from the lozenges containing the i -th triangle on the north side and ends at the lozenges containing the i -th triangle on the south side (see Figure 14(b)).

We notice that all lozenges, which are not on the paths P_i 's, are vertical and have weight 1. Thus, the weight of the tiling T equals $wt(P) = \prod_{i=1}^{n_1-m_1} wt(P_i)$, where $wt(P_i)$ is the product of weights of its lozenges.

Each path P_i has $m_2 - k$ left lozenges and $m_1 + k$ right lozenges. Moreover, if one moves from the bottom of the path P_i , the j -th right lozenge has weight $dq^{m_2+i+j-1}$ (i.e. has label $m_2 + i + j - 1$ Figure 14(c)). Next, we re-assign all right lozenges a weight 1, and divide weights of left lozenges in P_i by cq^{m_2+i-1} . We get a new weight assignment wt' and

$$wt(P_i) = wt'(P_i) c^{m_2-k} q^{(m_2+i-1)(m_2-k)} d^{m_1+k} \prod_{j=1}^{m_1+k} q^{m_1+m_2+k+i-j}, \quad (12)$$

where $wt'(P_i)$ is the new weight of P_i . Multiplying the above equations, for $i = 1, 2, \dots, n_1 - m_1$, we obtain

$$wt(\mathbf{P}) = wt'(\mathbf{P}) c^{(n_1-m_1)(m_2-k)} q^{(n_1-m_1)m_2(m_2-k) + (m_2-k)\binom{n_1-m_1}{2}} d^{(m_1+k)(n_1-m_1)} \times \prod_{i=1}^{n_1-m_1} \prod_{j=1}^{m_1+k} q^{m_1+m_2+k+i-j}. \quad (13)$$

We can see that in the weight assignment wt' , all right and vertical lozenges are weighted by 1; and a left lozenge is weighted by i , where $i\sqrt{3}/2$ is the distance between the left side of the lozenge and the southwest side of the hexagon (see Figure 14(d) in which each left lozenge with label x is weighted by q^x).

Since only left lozenges have weights different from 1 in the new weight assignment wt' , $wt'(\mathbf{P}) = q^s$, where s is the sum of all labels of left lozenges as in Figure 14(d).

Each lozenge tiling T of the lozenge hexagon \mathcal{H} corresponds to plane partition μ (a stack of unit cubes) fitting in a $(n_1 - m_1) \times (m_2 - k + 1) \times (m_1 + k)$ box (see Figure 14(a)). However, one readily sees that the sum of labels s gives us the number of unit cubes in the complement

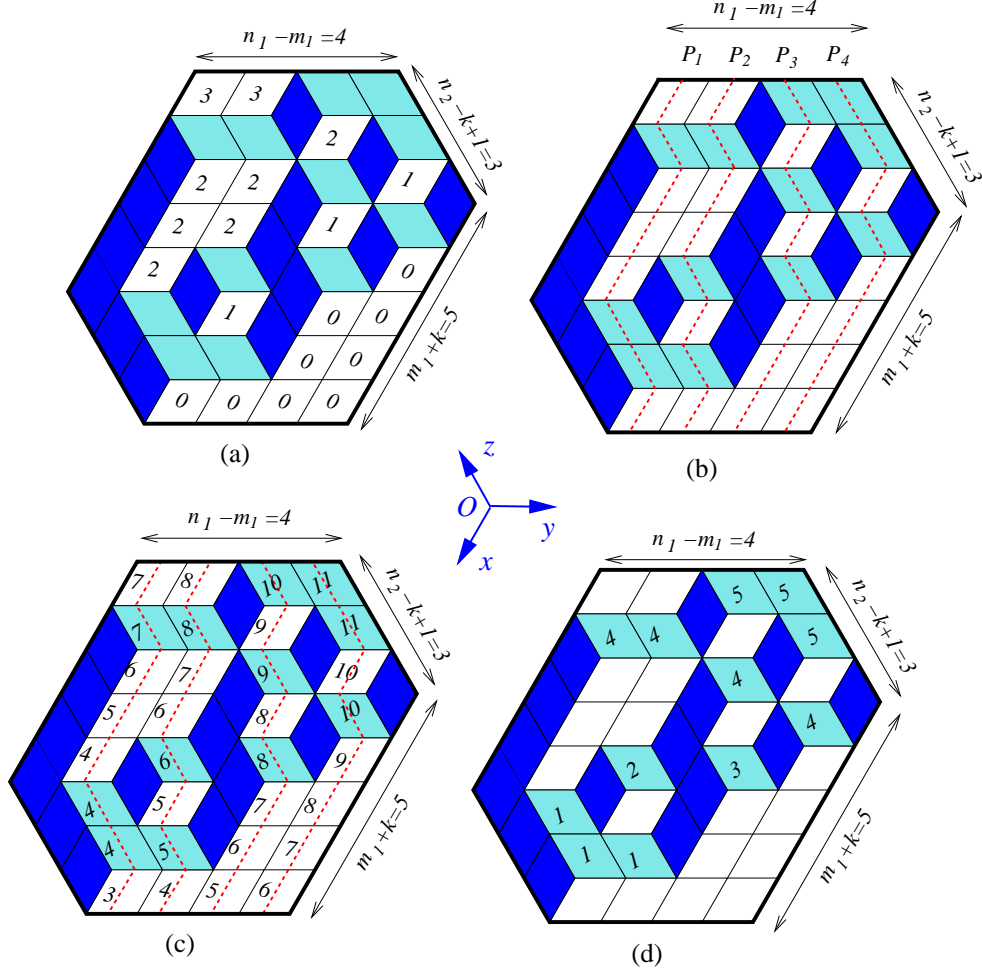


Figure 14: (a) Each lozenge tiling T of the lozenge hexagon \mathcal{H} corresponds to stack of unit cubes fitting in a $(n_1 - m_1) \times (m_2 - k + 1) \times (m_1 + k)$ box. A white lozenge indicates the upper face of a unit cubes, and its label shows the number of unit cubes in the column. (b) Each lozenge in a tiling T of \mathcal{H} corresponds to a family of $n_1 - m_1$ distinct lozenge paths P_i 's. (c) The weight assignments of lozenges in the tiling T (d) The weights of lozenges in the tiling T after weight changing (the lozenges with no label is weighted by 1).

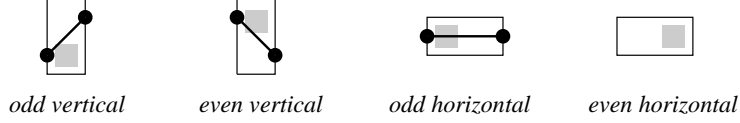


Figure 15: Decorating the dominoes by steps of Schröder paths.

μ^c of the plane partition μ . Taking sum over all tilings T , by (13), we get

$$\sum_T wt(T) = \sum_{\mathbf{P}} wt(\mathbf{P}) = K \sum_{\mathbf{P}} wt'(\mathbf{P}) \quad (14)$$

$$= K \prod_{\mu} q^{|\mu^c|} = K \prod_{\mu} q^{|\mu|}, \quad (15)$$

where the products are taken over all plane partitions μ fitting in a $(n_1 - m_1) \times (m_2 - k + 1) \times (m_1 + k)$ box, and where

$$K = c^{(m_2-k+1)(n_1-m_1)} d^{(m_1+k)(n_1-m_1)} q^{\frac{(n_1-m_1)}{2}(2m_2^2+m_2m_1+m_2n_1+k^2+2km_1+m_1n_1+k-m_2)}.$$

By MacMahon's theorem, we have

$$\sum_T wt(T) = K \prod_{i=1}^{n_1-m_1} \prod_{j=1}^{m_2-k+1} \prod_{t=1}^{m_1+k} \frac{[i+j+t-1]_q}{[i+j+t-2]_q}. \quad (16)$$

Then the theorem follows from (11). \square

5 Proof of Theorem 2

Similar to the case of lozenge tilings of a hexagon, the domino tilings of a double Aztec rectangle $\mathcal{DR}_{m_1, n_1, k}^{m_2, m, n_2}$ correspond to families of non-intersecting paths as follows.

Label the centers of vertical steps on the lower south-western boundary of the region by u_1, u_2, \dots, u_{m_2} , and the centers of vertical steps on the upper north-western boundary by $u_{m_2+1}, u_{m_2+2}, \dots, u_{m_2+n_1}$. Next, we label the centers of vertical steps on the lower south-eastern boundary by v_1, v_2, \dots, v_{n_2} , and the centers of vertical steps on the upper north-eastern boundary by $v_{n_2+1}, v_{n_2+2}, \dots, v_{n_2+m_1}$ (see Figure 5 for the case $m_1 = 4, n_1 = 8, m_2 = 3, n_2 = 7, k = 2$).

We color the region black and white so that two squares sharing an edge have opposite colors and that the unit squares along the southwest side \mathcal{AR}_{m_1, n_1} are white. Given a tiling T of the double Aztec rectangle, we decorate its dominoes as in Figure 15. Then the tiling T corresponds to a family of non-intersecting paths $\mathbf{P} = (P_1, P_2, \dots, P_{m_1+n_2})$, where P_i connects u_i and v_i (see Figure 16).

We notice that the paths P_i is a part of a *Schröder path* (a lattice path on the square lattice starting and finishing on the x -axis, and using only $(1, 1)$, $(1, -1)$ and $(0, 2)$ steps so that it never go below x -axis).

As shown in Figure 17, each elementary move rising the rank of the tiling T by one gives a deformation of some path in \mathbf{P} increasing the underneath area by one (here, the “ground” is the horizontal line passing u_1 and v_1). Thus, the difference between the rank of a tiling T and the total underneath area of its corresponding path family \mathbf{P} does *not* depend on the choice of

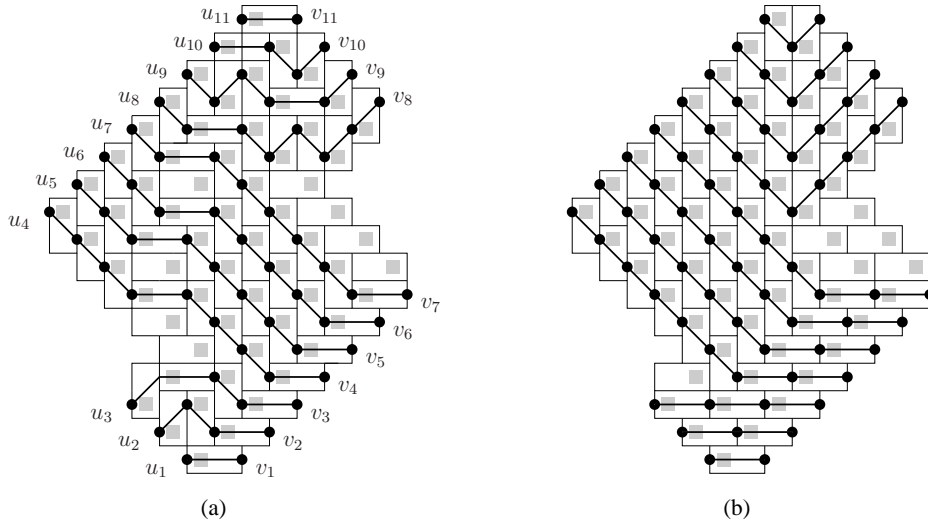


Figure 16: (a) A tiling of a double Aztec rectangle corresponds to a family of non-intersecting (partial) Schröder paths. (b) The correspondence for the minimal tiling T_0 .



Figure 17: An elementary move raises the rank of the tiling T by one (left-to-right, respectively) if and only if the corresponding family \mathbf{P} of non-intersecting Schröder paths increases the underneath area by one.

T . It is easy to see the path family \mathbf{P}_0 corresponding to T_0 has the smallest total underneath area (see Figure 16(b)). That also explains the choice of T_0 as the *minimal* tiling of the region in Section 2.

Proof of Theorem 2. We assign the weight assignment $wt_{1,1}^{t,q}(q^2)$ to the dominoes of the double Aztec rectangle $\mathcal{DR}_{m_1, n_1, k}^{m_2, n_2}$. Consider a family of non-interesting (partial) Schröder paths \mathbf{P} corresponding to a tiling T of the region. Denote by $\alpha(T)$ we exponent of q in the expression of the weight $wt(\mathbf{P})$. We have $r(T) - \alpha(T)$ is a constant that does not depend on T . Thus,

$$r(T) - \alpha(T) = r(T_0) - \alpha(T_0) = -\alpha(T_0). \quad (17)$$

By an explicit evaluation, one gets

$$\begin{aligned} \alpha(T_0) &= \frac{2m_2(m_2-1)(m_2+1)}{3} + (m_2-k+1)(m_2+n_2-1)(n_2-m_2) \\ &\quad + \sum_{i=0}^{m_1-1} (2(m_1-i)(k+n_2+2i) + (m_1-i)^2) \\ &= \frac{2m_2(m_2-1)(m_2+1)}{3} + (m_2-k+1)(m_2+n_2-1)(n_1-m_1) \\ &\quad + \frac{m_1(m_1+1)(2k+2m_1+2n_2-1)}{2}. \end{aligned} \quad (18)$$

Considering the numbers of up, down and level steps in the family of lattice paths \mathbf{P} (denoted by $\text{up}(\mathbf{P})$, $\text{down}(\mathbf{P})$, and $\text{level}(\mathbf{P})$, respectively), we have

$$\text{up}(\mathbf{P}) + \text{down}(\mathbf{P}) + 2 \text{level}(\mathbf{P}) = m_2(m_2+1) + 2(n_1-m_1)(m_2-k+1) + (n_1-m_1)(m_1+k) + m_1(m_1+1), \quad (19)$$

so

$$\begin{aligned} v(T) &= \text{up}(\mathbf{P}) + \text{down}(\mathbf{P}) \\ &= m_2(m_2+1)/2 + (n_1-m_1)(m_2-k+1) + (n_1-m_1)(m_1+k)/2 + m_1(m_1+1)/2 - \text{level}(\mathbf{P}). \end{aligned} \quad (20)$$

Thus,

$$\begin{aligned} \sum_T t^{v(T)} q^{r(T)} &= t^{m_2(m_2+1)/2 + (n_1-m_1)(m_2-k+1) + (n_1-m_1)(m_1+k)/2 + m_1(m_1+1)/2} q^{\alpha(T_0)} \sum_P t^{-\text{level}(\mathbf{P})} q^{\alpha(T)} \\ &= t^{m_2(m_2+1)/2 + (n_1-m_1)(m_2-k+1) + (n_1-m_1)(m_1+k)/2 + m_1(m_1+1)/2} q^{\alpha(T_0)} \\ &\quad \times M\left(\mathcal{DR}_{m_1, n_1, k}^{m_2, n_2}(1, 1, t^{-1}, q, q^2)\right), \end{aligned} \quad (21)$$

and the theorem follows from Theorem 7. \square

References

- [1] N. Elkies, G. Kuperberg, M. Larsen, and J. Propp. Alternating-sign matrices and domino tilings. *J. Algebraic Combin.* **1**: 111–132, 219–234, 1992.
- [2] S. Kamioka. Laurent biorthogonal polynomials, q -Naryana polynomials and domino tilings of the Aztec diamonds, *J. Combin. Theory Ser. A* **123**, 2004, 14–29.

- [3] T. Lai. Enumeration of hybrid domino-lozenge tilings. *J. Combin. Theory Ser. A* **122**: 53–81, 2014.
- [4] P. A. MacMahon. Combinatory Analysis. *Cambridge Univ. Press, 1916, reprinted by Chelsea, New York, 1960.*