

Amplification of Acoustic Waves in Armchair Graphene Nanoribbon in the Presence of External Electric and Magnetic Field

K. A. Dompseh^{a,1,*}, S. Y. Mensah^a, S. S. Abukari^a, F. Sam^a, N. G. Mensah^b

^a*Department of Physics, College of Agriculture and Natural Sciences, U.C.C, Ghana.*

^b*Department of Mathematics, College of Agriculture and Natural Sciences, U.C.C, Ghana*

Abstract

Amplification of Acoustic Waves in Armchair Graphene Nanoribbon (AGNR) in the presence of an external Electric and Magnetic field was studied using the Boltzmann's kinetic equation. The general expression for the Amplification (Γ_{\perp}/Γ_0) was obtained in the region $ql \gg 1$ for the energy dispersion $\varepsilon(\vec{p})$ near the Fermi point. For various parameters of the quantized wave vector (β), the analysis of Γ_{\perp}/Γ_0 against the sub-bands index (p_i); width of AGNR; and magnetic strength (ϕ), were numerically analyzed. The results showed a linear relation for Γ_{\perp}/Γ_0 with constant electric field (\vec{E}) but non-linear for Γ_{\perp}/Γ_0 with q or ϕ . Sound Amplification by Stimulated Emission of Radiation (SASER) in AGNR is reported where an increase in Acoustic wave number (\vec{q}) causes intraband transition which modulates the Amplification.

*Corresponding author
Email: kwadwo.dompseh@ucc.edu.gh

Introduction

In low-dimensional materials, particularly Superlattices [1, 2], Quantum Wires [3], and Carbon Nanotubes [4], it is well known that interaction of acoustic phonons with conducting electrons leads to effects such as absorption or amplification of acoustic phonons. In such materials, the study of acoustic wave amplification has attracted much attention due to their use for studying the electronic and other vital properties of thin layers of solids [5]. Graphenes are the latest low-dimensional materials recently discovered [6]. These are single-atom sheet of graphite which shows promising and novel applications in electronic systems. However, charge transport in Graphenes differ from other 2D systems due to lack of an electronic band gap which makes graphenes unsuitable for electronic devices [7]. To overcome this problem, strips of Graphenes called Graphene Nanoribbons (GNRs) whose characteristics are dominated by the nature of their edges are proposed [8, 9]. The Armchair Graphene Nanoribbon (AGNR) and Zigzag Graphene Nanoribbon (ZGNR) with well-defined width have being extensively studied using the tight-binding approach [10] and Edge-functionalization method in Density Functional Theory (DFT)[11]. The -H, -F, -Cl, -Br, -S, -SH and -OH are used to engineer the band gap so as to utilised the various properties of GNRs for electronic applications.

In this paper, the quantum kinetic equation for electron-phonon interactions is used to study the Acoustic Wave Amplification in AGNR. This is achieved by applying a sound flux to the AGNR in the presence of external electric and magnetic fields. When the sound flux (\vec{W}), electric current (\vec{j}) and magnetic

field (\vec{H}) are mutually perpendicular, the amplification of sound occurs. In this work, it is noted that increasing the acoustic wave number (\vec{q}), can lead to intraband transition where Sound Amplification by Stimulated Emission of Radiation (SASER) is seen to occur in AGNR. Varying other parameters such as the sub-band index (p_i), the width of AGNR, the energy gap (E_g) and the magnetic strength (ϕ) also modulate the Amplification. This paper is organised as follows: section 1 deals with the introduction; section 2, the theory of the acoustic wave amplification; section 3 is the numerical results and discussions; whilst section 4 is the conclusion.

Theory

The general formula for the electronic sound absorption coefficient ($\Gamma_{\vec{q}}$) in the presence of external fields has the form [12]

$$\Gamma(\vec{q}) = \Gamma_0 \left[1 - \frac{1}{V_s \vec{q} f_0(\varepsilon_0)} \int_{\varepsilon}^{\infty} \vec{q} f_1(\varepsilon) d\varepsilon \right] \quad (1)$$

where Γ_0 is the absorption coefficient in the absence of external fields, V_s is the speed of sound, $f_0(\varepsilon_0)$ is the equilibrium function of the electron distribution and \vec{q} is the wave vector of the sound. The distribution function ($f_{\vec{p}}$) is independent of the acoustic flux, thus

$$f_{\vec{p}} = f_0(\varepsilon) + f_1(\varepsilon) \quad (2)$$

with $f_1(\varepsilon) = \vec{\chi}(\varepsilon) \frac{\partial f_0}{\partial \varepsilon}$, the $\vec{\chi}(\varepsilon)$ characterises the deviation of the distribution function from its equilibrium function and is determined from the Boltzmann kinetic equation. By averaging, Eqn.(1) yields

$$\Gamma(\vec{q}) = \Gamma_0 \left[1 - \frac{(\vec{q}, \langle \langle \vec{\chi}(\varepsilon) \rangle \rangle)}{\vec{q} V_s} \right] \quad (3)$$

The Boltzmann transport kinetic equation is given as

$$- \left(e \vec{E} \frac{\partial f_{\vec{p}}}{\partial \vec{p}} + \Omega[\vec{p}, \vec{h}], \frac{\partial f_{\vec{p}}}{\partial \vec{p}} \right) = - \frac{f_{\vec{p}} - f_0(\varepsilon_{\vec{p}})}{\tau(\varepsilon_{\vec{p}})} + \frac{\pi \xi^2 \vec{W}}{\rho V_s^3} \{ [f_{\vec{p}+\vec{q}} - f_{\vec{p}}] \delta(\varepsilon_{\vec{p}+\vec{q}} - \varepsilon_{\vec{p}} - \hbar \omega_{\vec{q}}) + [f_{\vec{p}-\vec{q}} - f_{\vec{p}}] \delta(\varepsilon_{\vec{p}-\vec{q}} - \varepsilon_{\vec{p}} + \hbar \omega_{\vec{q}}) \} \quad (4)$$

where \vec{E} is the constant electric field produced by the acoustic wave in the open-circuited field, $\omega_{\vec{q}} = \vec{q} V_s$, \vec{W} is the density of the acoustic flux, and \vec{p} the characteristic quasi-momentum of the electron. The relaxation time on energy is $\tau(\varepsilon_{\vec{p}})$ and the cyclotron frequency, $\Omega = \frac{\mu H}{c}$. The energy dispersion relation $\varepsilon(\vec{p})$ for GNRs band near the Fermi point is expressed [13] as

$$\varepsilon(\vec{p}) = \frac{E_g}{2} \sqrt{[(1 + \frac{\vec{p}^2}{\hbar^2 \beta^2})]} \quad (5)$$

where the energy gap $E_g = 3ta_{c-c}\beta$ with β being the quantized wave vector, p_i the subband index, and N being the number of dimmer lines which determine the width of the GNR. Multiplying the Eqn.(4) by $\vec{p} \delta(\varepsilon - \varepsilon_{\vec{p}})$ and summing over \vec{p} gives the quantum kinetic equation as

$$\frac{\vec{R}(\varepsilon)}{\tau(\varepsilon)} + \Omega [\vec{h}, \vec{R}(\varepsilon)] = \vec{\Lambda}(\varepsilon) + \vec{S}(\varepsilon) \quad (6)$$

where

$$\vec{R}(\varepsilon) \equiv e \sum_{\vec{p}} \vec{p} f_{\vec{p}} \delta(\varepsilon - \varepsilon_{\vec{p}}) \quad (7)$$

$$\vec{\Lambda}(\varepsilon) = -e \sum_{\vec{p}} \left(\vec{E}, \frac{\partial f_{\vec{p}}}{\partial \vec{p}} \right) \vec{p} \delta(\varepsilon - \varepsilon_{\vec{p}}) \quad (8)$$

$$\vec{S}(\varepsilon) = \frac{\pi \xi^2 \vec{W}}{\rho V_s^3} \delta(\varepsilon - \varepsilon_{\vec{p}}) \{ [f_{\vec{p}+\vec{q}} - f_{\vec{p}}] \delta(\varepsilon_{\vec{p}+\vec{q}} - \varepsilon_{\vec{p}} - \hbar \omega_{\vec{q}}) + [f_{\vec{p}-\vec{q}} - f_{\vec{p}}] \delta(\varepsilon_{\vec{p}-\vec{q}} - \varepsilon_{\vec{p}} + \hbar \omega_{\vec{q}}) \} \quad (9)$$

In the linear approximation of \vec{W} , $f_{\vec{p}} \rightarrow f_0(\varepsilon_{\vec{p}})$ with $\vec{p} \rightarrow -\vec{p}$, $f_{\vec{p}} \equiv f_0(\varepsilon_{\vec{p}}) = f_0(\varepsilon_{-\vec{p}})$, Eqns.(8) and (9) expresses to

$$\vec{\Lambda}(\varepsilon) = \vec{E} \left(\frac{2\hbar^2\beta^2}{\hbar\vec{q}}\alpha - \frac{\hbar\vec{q}}{2} \right) \frac{\partial f_0}{\partial \varepsilon} \delta(\varepsilon - \varepsilon_{\vec{p}}) \quad (10)$$

$$\vec{S}(\varepsilon) = \frac{2\pi\vec{W}}{\rho V_s \alpha} \Gamma_0 \left(\frac{2\hbar^2\beta^2}{\hbar q}\alpha - \frac{\hbar q}{2} \right) \frac{\Theta(1 - \alpha^2)}{\sqrt{1 - \alpha^2}} \frac{1}{f_0(\varepsilon)} \frac{\partial f_0}{\partial \varepsilon} \delta(\varepsilon - \varepsilon_{\vec{p}}) \quad (11)$$

where $\alpha = \frac{\hbar\omega_q}{E_g}$, $\Gamma_0 = \frac{E_g^2\alpha^2}{2V_s^2} f_0(\varepsilon)$ and Θ is the Heaviside step function where

$$\Theta(1 - \alpha^2) = \begin{cases} 1 & \text{if } (1 - \alpha^2) > 0 \\ 0 & \text{if } (1 - \alpha^2) < 0 \end{cases}$$

Substituting Eqn.(10) and (11) into Eqn.(6) and solving for $\vec{R}(\varepsilon)$ gives

$$\begin{aligned} \vec{R}(\varepsilon) = & \left\{ \frac{2\pi}{\rho V_s \alpha} \Gamma_0 \left(\frac{2\hbar^2\beta^2}{\hbar q}\alpha - \frac{\hbar q}{2} \right) \frac{\Theta(1 - \alpha^2)}{\sqrt{1 - \alpha^2}} \frac{1}{f_0(\varepsilon)} \frac{\partial f_0}{\partial \varepsilon} \delta(\varepsilon - \varepsilon_{\vec{p}}) \right. \\ & \left\{ \vec{W}\tau(\varepsilon) + \vec{\Omega}[\vec{h}, \vec{W}]\tau^2(\varepsilon) + \Omega^2\vec{h}(\vec{h}, \vec{W})\tau^3(\varepsilon) \right\} + \left(\frac{2\hbar^2\beta^2}{\hbar q}\alpha - \frac{\hbar q}{2} \right) \frac{\partial f_0}{\partial \varepsilon} \\ & \left. \left\{ \vec{E}\tau(\varepsilon) + \Omega[\vec{h}, \vec{E}]\tau^2(\varepsilon) + \Omega^2\tau^3\vec{h}(\vec{h}, \vec{E}) \right\} \right\} \{1 + \Omega^2\tau^2(\varepsilon)\}^{-1} \delta(\varepsilon - \varepsilon_{\vec{p}}) \quad (12) \end{aligned}$$

Eqn.(12) can be written as $\vec{R}(\varepsilon) = \vec{\chi}(\varepsilon) \frac{\partial f_0}{\partial \varepsilon}$. For arbitrary orientation of fields, the $\vec{\chi}(\varepsilon)$ yields

$$\begin{aligned} \vec{\chi}(\varepsilon) = & \left\{ \left\{ \vec{E}\tau(\varepsilon) + \Omega[\vec{h}, \vec{E}]\tau^2(\varepsilon) + \Omega^2\vec{h}(\vec{h}, \vec{E})\tau^3(\varepsilon) \right\} \right. \\ & \left. \left(\frac{2\hbar^2\beta^2}{\hbar q}\alpha - \frac{\hbar q}{2} \right) \right\} \{1 + \Omega^2\tau^2(\varepsilon)\}^{-1} \quad (13) \end{aligned}$$

From Eqn.(2), $f_1(\varepsilon) = \vec{\chi}(\varepsilon) \frac{\partial f_0}{\partial \varepsilon}$ and the current density is given as $\vec{j} = -\int_0^\infty \vec{R}(\varepsilon) d\varepsilon$ [14]. Ignoring term $\Omega^2\vec{h}(\vec{h}, \vec{E})\tau^3(\varepsilon)$ in Eqn.(13) and averaging over energy, the current density yields

$$\vec{j} = \left\{ \left\langle \frac{\tau(\varepsilon)}{1 + \Omega\tau^2(\varepsilon)} \right\rangle \vec{E}_y - \left\langle \frac{\tau^2(\varepsilon)}{1 + \Omega\tau^2(\varepsilon)} \right\rangle [\Omega, \vec{E}]_y \right\} \quad (14)$$

In Eqn.(14) the following averages were used

$$\langle\langle \dots \rangle\rangle = -\frac{2\pi}{f_0(\varepsilon)} \int_0^\infty (\dots) \frac{\partial f_0}{\partial \varepsilon} d\varepsilon$$

$$\langle \dots \rangle = -\int_0^\infty (\dots) \frac{\partial f_0}{\partial \varepsilon} d\varepsilon$$

where $f_0 = [1 - \exp(\frac{-1}{k_B T}(\varepsilon - \varepsilon_F))]^{-1}$ is the Fermi-Dirac distribution function. Solving for \vec{E}_y in Eqn.(14) in an open circuit system ($\vec{j}_y = 0$), and substituting into Eqn.(13) for $\langle\langle \vec{\chi}(\varepsilon) \rangle\rangle_y$ gives

$$\langle\langle \vec{\chi}(\varepsilon) \rangle\rangle_y = [\langle\langle \frac{\tau(\varepsilon)}{1 + \Omega^2 \tau^2(\varepsilon)} \rangle\rangle \frac{\langle \frac{\tau^2(\varepsilon)}{1 + \Omega^2 \tau^2(\varepsilon)} \rangle}{\langle \frac{\tau(\varepsilon)}{1 + \Omega^2 \tau^2(\varepsilon)} \rangle} - \langle\langle \frac{\tau^2(\varepsilon)}{1 + \Omega^2 \tau^2(\varepsilon)} \rangle\rangle] \quad (15)$$

Inserting Eqn.(15) into Eqn.(3) gives the sound amplification (Γ_\perp) perpendicular to the electric current (\vec{j}) as

$$\Gamma_\perp = \Gamma_0 \{1 - \frac{\Omega \vec{E}_x}{V_s} [\langle\langle \frac{\tau(\varepsilon)}{1 + \Omega^2 \tau^2(\varepsilon)} \rangle\rangle \frac{\langle \frac{\tau^2(\varepsilon)}{1 + \Omega^2 \tau^2(\varepsilon)} \rangle}{\langle \frac{\tau(\varepsilon)}{1 + \Omega^2 \tau^2(\varepsilon)} \rangle} - \langle\langle \frac{\tau^2(\varepsilon)}{1 + \Omega^2 \tau^2(\varepsilon)} \rangle\rangle] \} \quad (16)$$

Results

The final equation for AGNR in the presence an external magnetic and electric fields is simplified as

$$\Gamma_\perp / \Gamma_0 = [1 - \frac{9\pi^2}{8V_s} \Omega E_x \tau^2 \exp(\phi^2) \{ \frac{3\pi}{16} \frac{F_{(-3/2, \phi^2)} F_{(-1/2, \phi^2)}}{F_{(-2, \phi^2)}} - F_{(0, \phi^2)} \} \left(\frac{2\hbar^2 \beta^2}{\hbar q} \alpha - \frac{\hbar q}{2} \right)] \quad (17)$$

with $\phi = \frac{3\sqrt{\pi}}{4} \Omega \tau$, $F_{m,n} = \int_0^\infty \frac{x^m}{1 + \phi^2 x^n} \frac{\partial f_0(\varepsilon)}{\partial x} dx$, $x = \frac{\varepsilon}{kT}$ and $\beta = \frac{2\pi}{a_{c-c}\sqrt{3}} \left(\frac{p_i}{N+1} - \frac{2}{3} \right)$.

The parameters used in the numerical calculations are as follows: $\tau = 10^{-12}$ s, $\omega_q = 10^{10} s^{-1}$, $V_s = 5 * 10^3 \text{ms}^{-1}$, $H = 2 * 10^3 \text{ Am}^{-1}$, $q = 2.23 * 10^6 \text{cm}$.

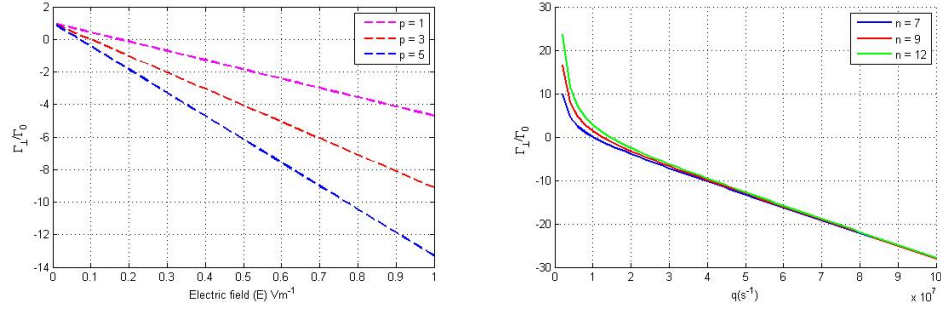


Figure 1: (a) Dependence of Γ/Γ_0 on E_0 for 7-AGNR ($p = 1, 3, 5$), and (b) for q at widths of AGNR = 7, 9, 12

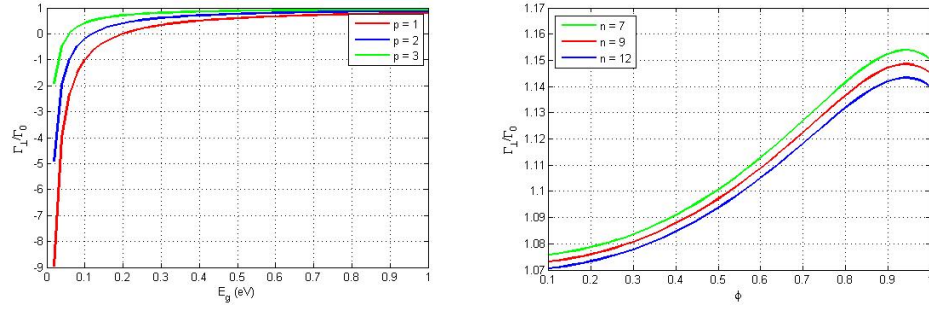


Figure 2: (a) Dependence of Γ/Γ_0 on the 7-AGNR energy gap (E_g) at $p_i = 1, 2, 3$ (b) ϕ for the width of AGNR = 7, 9, 12

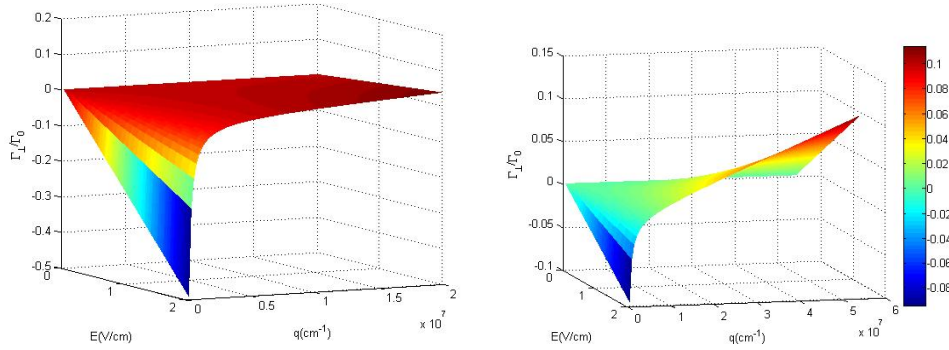


Figure 3: A 3D graph of Γ/Γ_0 on E_0 and q for $p = 1$ (a) 7-AGNR at $q = 2.0 * 10^6 \text{ cm}^{-1}$, (b) 7-AGNR, $q = 2.5 * 10^6 \text{ cm}^{-1}$

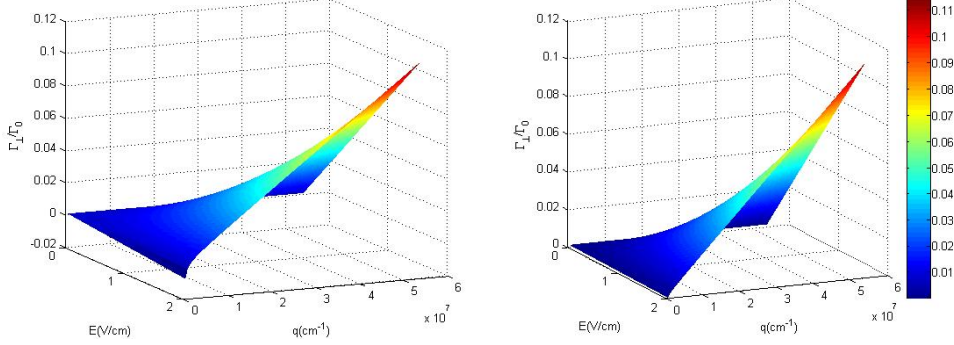


Figure 4: A 3D graph of Γ/Γ_0 on E_0 and q for (a) 7-AGNR at $p = 6$ (b) 8-AGNR, at $p = 6$

Figure 1a shows the Amplification of the acoustic wave in 7-AGNR by varying the sub-band index $p_i = 2, 4, 5$ at specified electric field. The maximum amplification was obtained at $p = 5$ whilst Figure 1b, showed the non-linear relation for different widths of AGNR (7, 9, 12). A graph of Γ/Γ_0 against the Energy gap E_g E is presented in Figure 2a. The Γ/Γ_0 varies for values of E_g between 0 – 0.5 for 7-AGNR at $p_i = 1, 2, 3$. The graph of the magnetic strength (ϕ) presented in Figure 2b. From the graph, (ϕ) steadily to a maximum at 0.92 then decrease again. In 3D representation, the dependance of Γ/Γ_0 on q and E are shown in Figure 3. There is amplification for 7-AGNR at $q = 2.0 \times 10^6$ but increasing $q = 2.5 \times 10^6$ modulates the graph. Studies of the transitions in sub-band in the AGNR by tight-binding energy dispersions agrees quantitatively to that of acoustic wave amplification using quantum kinetic equation. In tight-binding approximation, the electronic structure of AGNR strongly depends on its width [9]. This is verified by using 7-AGNR and 8-AGNR at $p = 6$ and an energy gap of $0.3eV$ (see Figure 4). The 8-AGNR is purely absorbing but 7-AGNR is partially amplifying.

Conclusions

The amplification of the acoustic wave in an external electric and magnetic field is studied using quantum kinetic equation for electron-phonon interactions in AGNR. Analytical expressions for the Amplification under different conditions are numerically analysed. The dependence of Γ/Γ_0 on E_0 and q are determined at different values of ϕ , p_i and the width where the maximum value of the magnetic strength occurs at 0.93. That of Γ/Γ_0 against q is also analysed. In particular, when q is increased from 2.0×10^6 to 2.5×10^6 , the amplification is modulated. This indicates intraband transition of SASER in AGNR.

Bibliography

- [1] Mensah, S. Y. and F. K. A. Allotey, *AE effect in semiconductor SL*, J. Phys: Condens.Matter., Vol. 6, 6783, (1994).
- [2] Mensah, S. Y. and F. K. A. Allotey, *Nonlinear AE effect in semiconductor SL*, J. Phys.: Condens. Matter. Vol. 12, 5225, (2000).
- [3] Nghia, N. V., Bau, N. Q., Vuong, D. Q. *Calculation of the Acoustomagnetolectric Field in Rectangular Quantum Wire with an Infinite Potential in the Presence of an External Magnetic Field*, PIERS Proceedings, Kuala Lumpur, MALAYSIA 772 - 777, (2012).
- [4] Reulet, B., Kasumov, A. Yu., Kociak, M., Deblock, R., Khodos I. I., Gorbatov, Yu. B., Volkov, V. T., Journet, C., Bouchiat, H., *Acoustoelectric effect in carbon nanotubes*, Phys. Review Letters, Vol. 85, No. 13, (2000).

- [5] Mensah, S. Y., Allotey, F. K. A., and Adjepong, S. K., *Acoustomagneto-electric effect in a superlattice*, J. Phys. Condens. Matter 8 1235-1239, (1996).
- [6] Novoselov, K. S., Geim, A. K., Morozov, S. V., Jiang, D., Zhang, Y., Dubonos, S. V., Grigorieva, I. V., and Firsov, A. A., Science 306, 666, (2004).
- [7] Son Y. W., Cohen M. L., and Louie S. G. *Energy Gaps in Graphene Nanoribbons*. Physical Review Letters 97 (21), (2006).
- [8] Huaixiu Z., Zhengfei W., Tao L., Qinwei S., and Jie C., *Analytical study of electronic structure in Armchair Graphene Nanoribbons*, arXiv.cond-mat.0612378v2, (2006).
- [9] Mahdi M., Hamed N., Mahdi P., Morteza F., and Hans K., *Analytical models of approximate for wave functions and energy dispersion in zigzag graphene nanoribbons*, J. Applied Physics 111, 074318, (2012).
- [10] Brey, L., and Fertig, H. A., Phys. Rev. B (73), 235411(2006).
- [11] Wagner, P., Ewels, C., Adjizian J., Magaud, L., Pochet, P., Roche S., Lopez-Bezanilla, A., Ivanovskaya, V., Abu Yaya, Rayson, M., Briddon, P., and Humbert, B., *Band gap Engineering via Edge-Functionalization of Graphene Nanoribbons*, J. Physical Chemistry C, 26790, (2013).
- [12] Shmelev, G. M., Nguyen Quoc Anh, Tsurkan, G. I., and Mensah S. Y., *currentless Amplification of hypersound in a planar configuration by inelastic scattering of electrons*, phys. stat. sol. (b) 121, K209, (1984).

- [13] Ahmadi, M. T., Johari, Z., Amin, A. N., Fallapour, A. H., Ismail, R., *Graphene Nanoribbon Conductance Model in Parabolic Band Structure*, J. of Nanomaterials, 753738, (2010).
- [14] Mensah, N. G. *Acoustomagnetolectric effect in degenerate Semiconductor with non-parabolic energy dispersion law*, arXiv.cond-mat.1002.3351, (2006)