

Amplification of Acoustic Waves in Armchair Graphene Nanoribbon in the Presence of External Electric and Magnetic Field

K. A. Dompheh¹, S. Y. Mensah¹, S. S. Abukari¹, F. Sam¹, and N. G. Mensah²

¹Department of Physics, College of Agriculture and Natural Science, U.C.C, Ghana.

²Department of Mathematics, College of Agriculture and natural Science, U.C.C, Ghana

Abstract

Amplification of Acoustic Waves in Armchair Graphene Nanoribbon (AGNR) in the presence of an external magnetic field was studied using the quantum kinetic equation. The general expression for the amplification (Γ_{\perp}/Γ_0) was obtained in the region $ql \gg 1$ for the energy dispersion $\varepsilon(p)$ near the fermi point. For various parameters of the quantized wave vector (β), the analysis of Γ_{\perp}/Γ_0 against the sub-bands index (p_i); width of AGNR; and magnetic strength (ϕ), were numerically analysed. The results showed a linear relation for Γ_{\perp}/Γ_0 with constant electric field (\vec{E}) but non-linear for Γ_{\perp}/Γ_0 with q or ϕ . Increases in Acoustic wave number (q) modulates the Amplification causing intraband transition. This shows the occurrence of Sound Amplification by Stimulated Emission of Radiation (SASER) in AGNR.

1 Introduction

In low-dimensional, particularly, 1 & 2-dimensional systems such as Superlattices [1, 2], quantum wires [3], and Carbon Nanotubes [4], it is well known that interaction of acoustic phonons with conducting electrons leads to effects such as absorption or amplification of acoustic phonons [3]. In such materials, the study of acoustic wave amplification has attracted much attention due to their use for studying the electronic and other vital properties of thin layers of solids [5]. Graphenes are the latest low-dimensional materials recently discovered [6]. These are single-atom sheet of graphite which shows promising and novel applications in electronic systems. However, charge transport in it differs from other 2D systems due to lack of an electronic band gap which makes graphenes unsuitable for electronic devices [7]. To overcome this problem, strips of Graphenes called Graphene Nanoribbons (GNRs) whose characteristics are dominated by the nature of their edges are proposed [8], [9]. The Armchair GNRs (AGNR) and Zigzag GNRs (ZAGNR) with well-defined width have being extensively studied

using the tight-binding approach [10] and Edge-functionalization method [11] in Density Function Theory (DFT). The H , $-F$, $-Cl$, $-Br$, $-S$, $-SH$ and OH are used to engineer the Band gap so as to utilised the various properties of GNRs for electronic applications.

2 Theory

The general formula for the electronic sound absorption coefficient (Γ_q) in the presence of external fields has the form [12]

$$\Gamma(q) = \Gamma_0 \left[1 - \frac{1}{V_s q f_0(\varepsilon_0)} \int_{\varepsilon}^{\infty} q f_1(\varepsilon) d\varepsilon \right] \quad (1)$$

where Γ_0 is the absorption coefficient in the absence of external fields, V_s is the speed of sound, $f_0(\varepsilon_0)$ is the equilibrium function of the electron distribution and q is the wave vector of the sound. The distribution function ($f_{\vec{p}}$) is independent of the acoustic flux, thus

$$f_{\vec{p}} = f_0(\varepsilon) + \vec{\chi}(\varepsilon) \frac{\partial f_0(\varepsilon)}{\partial \varepsilon} \quad (2)$$

with $\vec{f}_1(\varepsilon) = \vec{\chi}(\varepsilon) \frac{\partial f_0}{\partial \varepsilon}$, the $\vec{\chi}(\varepsilon)$ characterises the deviation of the distribution function from its equilibrium function and is determined from the Boltzmann kinetic equations. By averaging, Eqn.(11) yields

$$\Gamma(q) = \Gamma_0 \left[1 - \frac{(q, \langle \chi(\varepsilon) \rangle)}{q V_s} \right] \quad (3)$$

The Boltzmann transport kinetic equation is given as

$$- \left(e \vec{E} \frac{\partial f_{\vec{p}}}{\partial \vec{p}} + \Omega [\vec{p}, \vec{h}], \frac{\partial f_{\vec{p}}}{\partial \vec{p}} \right) = - \frac{f_{\vec{p}} - f_0(\varepsilon_{\vec{p}})}{\tau(\varepsilon_{\vec{p}})} + \frac{\pi \xi^2 W}{\rho V_s^3} \{ [f_{\vec{p}+\vec{q}} - f_{\vec{p}}] \delta(\varepsilon_{\vec{p}+\vec{q}} - \varepsilon_{\vec{p}} - \omega_{\vec{q}}) + [f_{\vec{p}-\vec{q}} - f_{\vec{p}}] \delta(\varepsilon_{\vec{p}-\vec{q}} - \varepsilon_{\vec{p}} + \omega_{\vec{q}}) \} \quad (4)$$

where \vec{E} is the constant electric field produced by the acoustic wave in the open-circuited fields, $\omega_{\vec{q}} = q V_s$, \vec{W} is the density of the acoustic flux, and \vec{p} the characteristic quasi-momentum of the electron. The relaxation time on energy is $\tau(\varepsilon_{\vec{p}})$ and the cyclotron frequency, $\Omega = \frac{\mu H}{c}$. The energy dispersion relation $\varepsilon(\vec{p})$ for GNRs band near the Fermi point is expressed [13] as

$$\varepsilon(p) = \frac{E_g}{2} \sqrt{\left[\left(1 + \frac{p^2}{\hbar^2 \beta^2} \right) \right]} \quad (5)$$

where the energy gap $E_g = 3 t a_{c-c} \beta$ with β being the quantized wave vector, p_i the subband index, and N being the number of dimmer lines which determine the width of the GNR. Multiplying the Eqn.(4) by $\vec{p} \delta(\varepsilon - \varepsilon_{\vec{p}})$ and summing over \vec{p} gives the quantum kinetic equations as

$$\frac{\vec{R}(\varepsilon)}{\tau(\varepsilon)} + \Omega [\vec{h}, \vec{R}(\varepsilon)] = \vec{A}(\varepsilon) + \vec{S}(\varepsilon) \quad (6)$$

where

$$\vec{R}(\varepsilon) \equiv e \sum_{\vec{p}} p f_{\vec{p}} \delta(\varepsilon - \varepsilon_{\vec{p}}) \quad (7)$$

$$\vec{\Lambda}(\varepsilon) = -e \sum_{\vec{p}} \left(\vec{E}, \frac{\partial f_{\vec{p}}}{\partial \vec{p}} \right) \vec{p} \delta(\varepsilon - \varepsilon_{\vec{p}}) \quad (8)$$

$$\vec{S}(\varepsilon) = \frac{\pi \xi^2 W}{\rho V_s^3} \{ [f_{\vec{p}+\vec{q}} - f_{\vec{p}}] \delta(\varepsilon_{\vec{p}+\vec{q}} - \varepsilon_{\vec{p}} - \omega_{\vec{q}}) + [f_{\vec{p}-\vec{q}} - f_{\vec{p}}] \delta(\varepsilon_{\vec{p}-\vec{q}} - \varepsilon_{\vec{p}} + \omega_{\vec{q}}) \} \quad (9)$$

In the linear approximation of \vec{W} , $f_{\vec{p}} \rightarrow f_0(\varepsilon_{\vec{p}})$ with $\vec{p} \rightarrow -\vec{p}$, $f_{\vec{p}} \equiv f_0(\varepsilon_{\vec{p}}) = f_0(\varepsilon_{-\vec{p}}) \equiv f_{\vec{p}}$, Eqns.(8) and (9) expresses to

$$\vec{\Lambda} = \vec{E} \left(\frac{2\hbar^2 \beta^2}{\hbar q} \alpha - \frac{\hbar q}{2} \right) \frac{\partial f_0}{\partial \varepsilon} \quad (10)$$

$$\vec{S}(\varepsilon) = \frac{2\pi \vec{W}}{\rho S \alpha} \Gamma_0 \left(\frac{2\hbar^2 \beta^2}{\hbar q} \alpha - \frac{\hbar q}{2} \right) \frac{\Theta(1 - \alpha^2)}{\sqrt{1 - \alpha^2}} \frac{1}{f_0(\varepsilon)} \frac{\partial f_0}{\partial \varepsilon} \quad (11)$$

where $\alpha = \frac{\hbar \omega_q}{E_g}$, $\Gamma_0 = \frac{E_g^2 \alpha^2}{2S^2} f_0(\varepsilon)$ and Θ is the Heaviside step function. Substituting into Eqn.(6) and solving for $\vec{R}(\varepsilon)$ gives

$$\begin{aligned} \vec{R}(\varepsilon) = & \left\{ \frac{2\pi}{\rho S \alpha} \Gamma_0 \left(\frac{2\hbar^2 \beta^2}{\hbar q} \alpha - \frac{\hbar q}{2} \right) \frac{\Theta(1 - \alpha^2)}{\sqrt{1 - \alpha^2}} \frac{1}{f_0(\varepsilon)} \frac{\partial f_0}{\partial \varepsilon} \{ \vec{W} \tau(\varepsilon) + \right. \\ & \vec{\Omega}[\vec{h}, \vec{W}] \tau^2(\varepsilon) + \Omega^2 \vec{h}(\vec{h}, \vec{W}) \tau^3(\varepsilon) \} + \left(\frac{2\hbar^2 \beta^2}{\hbar q} \alpha - \frac{\hbar q}{2} \right) \frac{\partial f_0}{\partial \varepsilon} \{ \vec{E} \tau(\varepsilon) + \\ & \left. \Omega[\vec{h}, \vec{E}] \tau^2(\varepsilon) + \Omega^2 \tau^3 \vec{h}(\vec{h}, \vec{E}) \} \} \{ 1 + \Omega^2 \tau^2(\varepsilon) \}^{-1} \end{aligned} \quad (12)$$

In a degenerate system,

$$\delta(\varepsilon - \varepsilon_{\vec{p}}) = \begin{cases} 0 & \text{if } \varepsilon_{\vec{p}} > \varepsilon \\ 1 & \text{if } \varepsilon_{\vec{p}} \leq \varepsilon \end{cases}$$

From Eqn.(7), for arbitrary orientation of fields with $\varepsilon_{\vec{p}} \leq \varepsilon$ the $\vec{\chi}(\varepsilon)$ in Eqn.(2) becomes

$$\begin{aligned} \vec{\chi}(\varepsilon) = & \{ \vec{E} \tau(\varepsilon) + \Omega[\vec{h}, \vec{E}] \tau^2(\varepsilon) + \Omega^2 \vec{h}(\vec{h}, \vec{E}) \tau^3(\varepsilon) \} \\ & \left(\frac{2\hbar^2 \beta^2}{\hbar q} \alpha - \frac{\hbar q}{2} \right) \frac{\partial f_0}{\partial \varepsilon} \{ 1 + \Omega^2 \tau^2(\varepsilon) \}^{-1} \end{aligned} \quad (13)$$

The current density is given as $\vec{j} = \frac{2en}{2\pi} \int \vec{p} f_{\vec{p}} d\vec{p}$. n is the carrier density. In an open circuit system ($\vec{j}_y = 0$), averaging Eqn.(11) over energy yields the following

$$= \frac{2en}{2\pi} \left\{ \left\langle \frac{\tau(\varepsilon)}{1 + \Omega\tau^2(\varepsilon)} \right\rangle \vec{E}_y - \left\langle \frac{\tau(\varepsilon)}{1 + \Omega\tau^2(\varepsilon)} \right\rangle [\Omega, \vec{E}]_y \right\} \quad (14)$$

where the term $\Omega^2 \vec{h}(\vec{h}, \vec{E}) \tau^3(\varepsilon)$ in Eqn.(12) was ignored. In Eqn.(12), the following averages were used

$$\begin{aligned} \langle \langle \dots \rangle \rangle - \frac{2\pi}{f_0 \varepsilon} \int_{\varepsilon=0}^{\infty} (\dots) \frac{\partial f_0}{\partial \varepsilon} \left(\frac{2\hbar^2 \beta^2}{\hbar q} \alpha - \frac{\hbar q}{2} \right) d\varepsilon &= 0 \\ \langle \dots \rangle &= \int_{\varepsilon=0}^{\infty} (\dots) \frac{\partial f_0}{\partial \varepsilon} \left(\frac{2\hbar^2 \beta^2}{\hbar q} \alpha - \frac{\hbar q}{2} \right) d\varepsilon \end{aligned}$$

solving for \vec{E}_y in Eqn.(13) and substituting into Eqn.(12) for $\langle \langle \vec{\chi}(\varepsilon) \rangle \rangle_y$ gives

$$\langle \langle \vec{\chi}(\varepsilon) \rangle \rangle_y = \left[\left\langle \frac{\tau(\varepsilon)}{1 + \Omega^2 \tau^2(\varepsilon)} \right\rangle \frac{\left\langle \frac{\tau^2(\varepsilon)}{1 + \Omega^2 \tau^2(\varepsilon)} \right\rangle}{\left\langle \frac{\tau(\varepsilon)}{1 + \Omega^2 \tau^2(\varepsilon)} \right\rangle} - \left\langle \frac{\tau^2(\varepsilon)}{1 + \Omega^2 \tau^2(\varepsilon)} \right\rangle \right] \quad (15)$$

substituting Eqn.(14) into Eqn.(3) gives the sound amplification (Γ_{\perp}) perpendicular to the electric current (\vec{j}) as

$$\Gamma_{\perp} = \Gamma_0 \left\{ 1 - \frac{\Omega \vec{E}_x}{V_s} \left[\left\langle \frac{\tau(\varepsilon)}{1 + \Omega^2 \tau^2(\varepsilon)} \right\rangle \frac{\left\langle \frac{\tau^2(\varepsilon)}{1 + \Omega^2 \tau^2(\varepsilon)} \right\rangle}{\left\langle \frac{\tau(\varepsilon)}{1 + \Omega^2 \tau^2(\varepsilon)} \right\rangle} - \left\langle \frac{\tau^2(\varepsilon)}{1 + \Omega^2 \tau^2(\varepsilon)} \right\rangle \right] \right\} \quad (16)$$

3 Results

The final equation for Graphene Nanoribbon (AGNR) in the presence of an external magnetic and electric field is simplified as

$$\Gamma_{\perp}/\Gamma_0 = \left[1 - \frac{9\pi^2}{8V_s} \Omega E_x \tau^2 \exp(\phi^2) \left\{ \frac{3\pi}{16} \frac{F_{(-3/2, \phi^2)} F_{(-1/2, \phi^2)}}{F_{(-2, \phi^2)}} - F_{(0, \phi^2)} \right\} \left(\frac{2\hbar^2 \beta^2}{\hbar q} \alpha - \frac{\hbar q}{2} \right) \right] \quad (17)$$

$$\text{with } \phi = \frac{3\sqrt{\pi}}{4} \Omega \tau, F_{m,n} = \int_0^{\infty} \frac{x^m}{1 + \phi^2 x^n} dx, x = \frac{\varepsilon}{kT} \text{ and } \beta = \frac{2\pi}{a_{c-c}\sqrt{3}} \left(\frac{p_i}{N+1} - \frac{2}{3} \right).$$

The parameters used in the numerical calculations are as follows: $\tau = 10^{-12} \text{s}$, $\omega_q = 10^{10} \text{s}^{-1}$, $V_s = 5 * 10^3 \text{ms}^{-1}$, $H = 2 * 10^3 \text{Am}^{-1}$, $q = 2.23 * 10^6 \text{cm}$.

Figure 1a shows the Amplification of the acoustic wave in 7-AGNR by varying the sub-band index $p_i = 2, 4, 5$ at specified electric field. The maximum amplification was obtained at $p = 5$ whilst Figure 1b, showed the non-linear relation for different widths of AGNR (7, 9, 12). The graph of Γ/Γ_0 against magnetic strength (ϕ) presented in Figure 2. It rises steadily to a maximum at 0.92 then decrease again. In 3D representation, the dependance of Γ/Γ_0 on q and E are shown in Figure 3. There is amplification for 7-AGNR at $q = 2.0 * 10^6$ but increasing $q = 2.5 * 10^6$ modulates the graph. In tight-binding approximation, the electronic structure of AGNR strongly depends on its width [9]. Width of 7-AGNR is generally insulating therefore energy gap of 0.3eV is utilised in analysing Eqn.(14) (see Figure 1–3). This corresponds to edge functionalization of hydrogen (-H) in 7-AGNR [12]. Graphenes Nanoribbon of width 8-AGNR

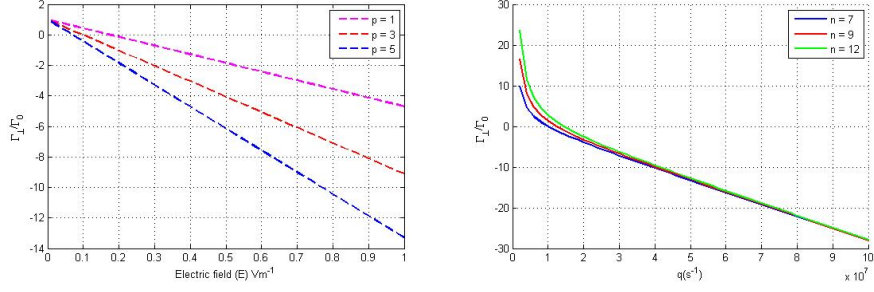


Figure 1: (a) Dependence of Γ/Γ_0 on E_0 for 7-AGNR ($p = 1, 3, 5$), and (b) for q at widths of AGNR = 7, 9, 12

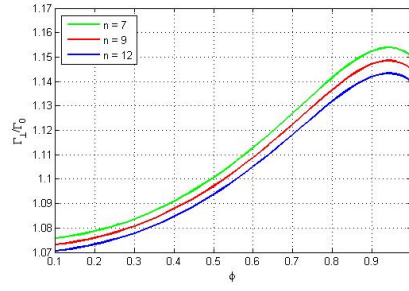


Figure 2: (a) Dependence of Γ/Γ_0 on ϕ for the width of AGNR = 7, 9, 12

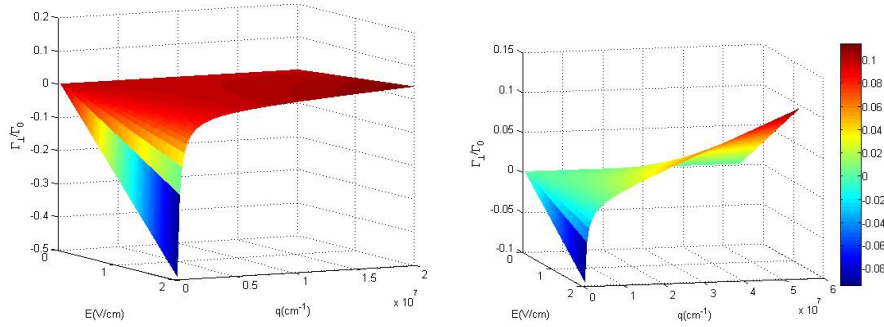


Figure 3: A 3D graph of Γ/Γ_0 on E_0 and q for $p = 1$ (a) 7-AGNR at $q = 2.0 \times 10^6 \text{ cm}^{-1}$, (b) 7-AGNR, $q = 2.5 \times 10^6 \text{ cm}^{-1}$

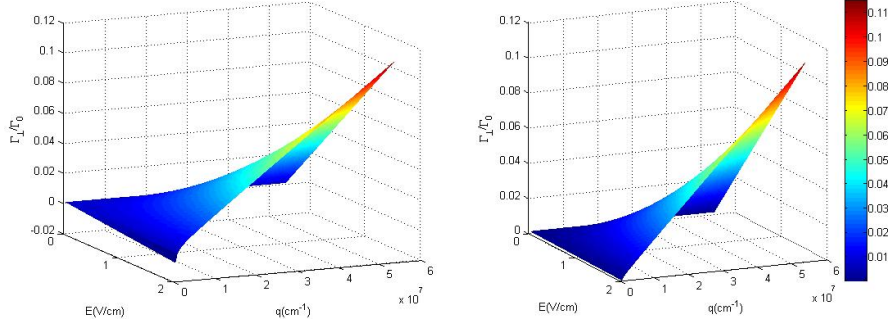


Figure 4: A 3D graph of Γ/Γ_0 on E_0 and q for (a) 7-AGNR at $p = 6$ (b) 8-AGNR, at $p = 6$

are generally metallic. Using energy gap of 0.76eV corresponds to edge functionalization of hydroxyl (-OH) in 8-AGNR.

Fig.4 (a and b) shows the Γ/Γ_0 on E_0 and q for 7-AGNR and 8-AGNR at $p = 6$. 8-AGNR is purely absorbing whilst 7-AGNR is partially amplifying. Studies of the transitions in sub-band in the AGNR by tight-binding energy dispersions agrees quantitatively to that of acoustic wave amplification using quantum kinetic equation.

4 Conclusions

The amplification of the acoustic wave in AGNR is studied using quantum kinetic equation. Analytical expressions for the Amplification under different conditions are numerically analysed. The dependence of Γ/Γ_0 on E_0 and q are determined at different values of ϕ , p_i and the width. where the maximum value of the magnetic strength occurs at 0.93. That of Γ/Γ_0 against q is also analysed. In particular, when q is increased from 2.0×10^6 to 2.5×10^6 , the amplification is modulated. This indicates intraband transition in AGNR which shows the occurrence of SASER in AGNR.

Bibliography

- [1] Mensah, S. Y. and F. K. A. Allotey, *AE effect in semiconductor SL*, J. Phys: Condens.Matter., Vol. **6**, 6783, (1994).
- [2] Mensah, S. Y. and F. K. A. Allotey, *Nonlinear AE effect in semiconductor SL*, J. Phys.: Condens. Matter. Vol. **12**, 5225, (2000).
- [3] Astley, M. R., M. Kataoka, and C. J. B. Ford, *Acoustoelectric effect in carbon nanotubes*, J. Appl. Phys., Vol. **103**, 096102, (2008).
- [4] Nghia, N. V., Bau, N. Q., Vuong, D. Q. *Calculation of the Acoustomagnetolectric Field in Rectangular Quantum Wire with an Infinite Potential in the Presence of an External Magnetic Field*, PIERS Proceedings, Kuala Lumpur, MALAYSIA 772 - 777, (2012).

- [5] Mensah, S. Y., Allotey, F. K. A., and Adjepong, S. K., *Acoustomagnetolectric effect in a superlattice*, J. Phys. Condens. Matter **8** 1235-1239, (1996).
- [6] Bau, N. Q. and Hieu, N. V., *The Influence of the Electromagnetic Wave on the Quantum Acoustomagnetolectric Field in a Quantum Well with a Parabolic Potential*, PIERS Proceedings, Guangzhou, China, Aug. (2014).
- [7] Novoselov, K. S., Geim, A. K., Morozov, S. V., Jiang, D., Zhang, Y., Dubonos, S. V., Grigorieva, I. V., and Firsov, A. A., Science **306**, 666, (2004).
- [8] Son Y. W., Cohen M. L., and Louie S. G. *Energy Gaps in Graphene Nanoribbons*. Physical Review Letters **97** (21), (2006).
- [9] Huaixiu Z., Zhengfei W., Tao L., Qinwei S., and Jie C., *Analytical study of electronic structure in Armchair Graphene Nanoribbons*, arXiv.cond-mat.0612378v2, (2006).
- [10] Mahdi M., Hamed N., Mahdi P., Morteza F., and Hans K., *Analytical models of approximate for wave functions and energy dispersion in zigzag graphene nanoribbons*, J. Applied Physics **111**, 074318, (2012).
- [11] Brey, L., and Fertig, H. A., Phys. Rev. B (73), 235411(2006).
- [12] Wagner, P., Ewels, C., Adjizian J., Magaud, L., Pochet, P., Roche S., Lopez-Bezanilla, A., Ivanovskaya, V., Abu Yaya, Rayson, M., Briddon, P., and Humbert, B., *Band gap Engineering via Edge-Functionalization of Graphene Nanoribbons*, J. Physical Chemistry C, **26790**, (2013).
- [13] Shmelev, G. M., Nguyen Quoc Anh, Tsurkan, G. I., and Mensah S. Y., *currentless Amplification of hypersound in a planar configuration by inelastic scattering of electrons*, phys. stat. sol. (b) **121**, K209, (1984).
- [14] Ahmadi, M. T., Johari, Z., Amin, A. N., Fallapour, A. H., Ismail, R., *Graphene Nanoribbon Conductance Model in Parabolic Band Structure*, J. Of Nanomaterials, **753738**, (2010).