

# Tracking Advanced Planetary Systems with HARPS-N (TAPAS). I. A multiple planetary system around the red giant star TYC 1422-614-1. <sup>\*†</sup>

A. Niedzielski<sup>1</sup>, E. Villaver<sup>2</sup>, A. Wolszczan<sup>3,4</sup>, M. Adamów<sup>1</sup>, K. Kowalik<sup>1</sup>,  
G. Maciejewski<sup>1</sup>, G. Nowak<sup>5,6,1</sup>, D. A. García-Hernández<sup>5,6</sup>,  
B. Deka<sup>1</sup>, M. Adamczyk<sup>1</sup>

Received ; accepted

## Abstract

**Context.** Stars that have evolved-off the Main Sequence are crucial in expanding the frontiers of knowledge on exoplanets towards higher stellar masses, and to constrain star-planet interaction mechanisms. These stars, however suffer from intrinsic activity that complicates the interpretation of precise radial velocity measurement and are often avoided in planet searches. We have, over the last 10 years, monitored about 1000 evolved stars for radial velocity variations in search for low-mass companions under the Penn State - Toruń Centre for Astronomy Planet Search program with the Hobby-Eberly Telescope. Selected prospective candidates that required higher RV precision measurements have been followed with HARPS-N at the 3.6 m Telescopio Nazionale Galileo.

**Aims.** To detect planetary systems around evolved stars, to be able to build sound statistics on the frequency and intrinsic nature of these systems, and to deliver in-depth studies of selected planetary systems with evidences of star-planet interaction processes.

**Methods.** We have obtained for TYC 1422-614-1 69 epochs of precise radial velocity measurements collected over 3651 days with the Hobby-Eberly Telescope, and 17 epochs

---

<sup>1</sup>Toruń Centre for Astronomy, Faculty of Physics, Astronomy and Applied Informatics, Nicolaus Copernicus University in Toruń, Grudziadzka 5, 87-100 Toruń, Poland, e-mail: Andrzej.Niedzielski@umk.pl

<sup>2</sup>Departamento de Física Teórica, Universidad Autónoma de Madrid, Cantoblanco 28049 Madrid, Spain, e-mail: Eva.Villaver@uam.es

<sup>3</sup>Department of Astronomy and Astrophysics, Pennsylvania State University, 525 Davey Laboratory, University Park, PA 16802, USA.

<sup>4</sup>Center for Exoplanets and Habitable Worlds, Pennsylvania State University, 525 Davey Laboratory, University Park, PA 16802, USA.

<sup>5</sup>Instituto de Astrofísica de Canarias, E-38205 La Laguna, Tenerife, Spain.

<sup>6</sup>Departamento de Astrofísica, Universidad de La Laguna, E-38206 La Laguna, Tenerife, Spain.

<sup>\*</sup>Based on observations obtained with the Hobby-Eberly Telescope, which is a joint project of the University of Texas at Austin, the Pennsylvania State University, Stanford University, Ludwig-Maximilians-Universität München, and Georg-August-Universität Göttingen.

<sup>†</sup>Based on observations made with the Italian Telescopio Nazionale Galileo (TNG) operated on the island of La Palma by the Fundación Galileo Galilei of the INAF (Istituto Nazionale di Astrofisica) at the Spanish Observatorio del Roque de los Muchachos of the Instituto de Astrofísica de Canarias.

of ultra precise HARPS-N data collected over 408 days. We have complemented these RV data with photometric time-series from the All Sky Automatic Survey archive.

**Results.** We report the discovery of a multiple planetary system around the evolved K2 giant star TYC 1422-614-1. The system orbiting the  $1.15 M_{\odot}$  star is composed of a planet with mass  $m_{\text{sin}i}=2.5 M_J$  in a 0.69 AU orbit, and a planet/brown dwarf with  $m_{\text{sin}i}=10 M_J$  in a 1.37 AU orbit. The multiple planetary system orbiting TYC 1422-614-1 is the first finding of the *TAPAS* project, a HARPS-N monitoring of evolved planetary systems identified with the Hobby-Eberly Telescope.

**Keywords.** Planetary systems - Stars: late-type - Stars: fundamental parameters - Stars: atmospheres - Techniques: spectroscopic.

## 1 Introduction

Since Nicolaus Copernicus (Copernicus 1543) proposed for the first time the model of the Solar System, it has taken nearly 450 yr to detect the first planet around stars other than the Sun (Wolszczan & Frail 1992; Mayor & Queloz 1995; Marcy & Butler 1996). The progress has been much faster since, and the first multiple planetary system orbiting a Main Sequence (MS) star was found only a few years later by Butler et al. (1999).

Nowadays, the focus of most planet searches is on MS stars with planets in the stable Habitable Zones (HZ) and from a list of nearly 1 800 exoplanets candidates<sup>1</sup>, 20 are potentially habitable<sup>2</sup>, including the first Earth-like planet (Gliese 581 d - Udry et al. 2007). We have as well found extrasolar systems as complex as our own (e.g. 55 Cnc - Fischer et al. 2008; HD 10180 - Lovis et al. 2011; Kepler 11 - Lissauer et al. 2011).

Stars beyond the MS are frequently avoided in planet searches as they are known to exhibit various types of variability: radial velocity (RV) variations of unknown origin were pointed out to be common in Red Giants (RGs) by Walker et al. (1989); multiple pulsation modes are often present (Hatzes & Cochran 1993; Wood et al. 1999; De Ridder et al. 2009; Kallinger et al. 2010; Mosser et al. 2013). Also rotation of starspots across the stellar disk can affect the spectral line profiles of these stars (Vogt et al. 1987; Walker et al. 1992; Saar & Donahue 1997).

Several authors have collected precise data in order to understand the origin of RV variations in RGs. Some of these RG stars with RV variations ( $\beta$  Gem - Hatzes & Cochran 1993; Reffert et al. 2006; Reffert & Quirrenbach 2011;  $\gamma$  Cep - Campbell et al. 1988; Endl et al. 2011; Reffert & Quirrenbach 2011) are now recognized as having indeed planetary-mass companions (Hatzes et al. 2003, 2006). HD 177830 (Vogt et al. 2000), and  $\epsilon$  Ret (Butler et al. 2001) are interesting cases to illustrate the problems with this type of systems given that both were reported to host a planetary companion as “evolved subgiants” and only much later recognized to be bona fide giants by Mortier et al. (2013). As a consequence,  $\iota$  Dra b (Frink et al. 2002) is usually considered the first deliberate discovery of a planet around a RG star.

Searches for planets around stars beyond the MS have, soon after the first discovery, became recognized as important in building a complete picture of planet formation and evolution for several reasons. First, they allow to extend the reach of the most versatile RV technique—not applicable on the MS due to the high effective temperature of the stars and their fast rotation rates—to objects with masses significantly larger than solar (e.g.  $\alpha$  UMa, a  $3 M_{\odot}$  giant with a planet - Sato et al. 2012). Second, the planetary systems around evolved stars are much older than those around MS stars and therefore suitable for long term dynamical stability considerations (Debes & Sigurdsson 2002; Veras & Mustill 2013;

---

<sup>1</sup><http://exoplanet.eu/>

<sup>2</sup><http://phl.upr.edu/projects/habitable-exoplanets-catalog>

Mustill et al. 2014). Planetary systems around giants are also subject to changes induced by stellar evolution (Villaver & Livio 2007, 2009; Villaver et al. 2014), and therefore suitable to studies of star - planet interactions (e.g. Adamów et al. 2012), and last but not least, evolved planetary systems carry information on the initial population of planetary systems to be found around White Dwarfs (Farihi et al. 2010).

It is no surprise then that several projects devoted to RV planet searches orbiting RGs were launched: McDonald Observatory Planet Search (Cochran & Hatzes 1993; Hatzes & Cochran 1993), Okayama Planet Search (Sato et al. 2003), Tautenberg Planet Search (Hatzes et al. 2005), Lick K-giant Survey (Frink et al. 2002), ESO Ferros planet search (Setiawan et al. 2003a,b), Retired A Stars and Their Companions (Johnson et al. 2007), Coralie & HARPS search (Lovis & Mayor 2007), Boyunsen Planet Search (Lee et al. 2011), and one of the largest, the PennState - Toruń Centre for Astronomy Planet Search (PTPS, Niedzielski et al. 2007; Niedzielski & Wolszczan 2008a,b).

Within PTPS we monitored over 1000 stars for RV variations with the Hobby-Eberly Telescope and its High Resolution Spectrograph since 2004. As part of this effort about 300 planetary/Brown Dwarf (BD) candidates were identified that call for more intense precise RV follow-up. TAPAS (Tracking Advanced Planetary Systems with HARPS-N) is the result of intensifying the monitoring of a selected number of PTPS identified targets, i.e. those with potentially multiple and/or low-mass companions, with expected p-mode oscillations of few  $\text{m s}^{-1}$ , as well as systems with evidence of recent or future star-planet interactions (Li-rich giants, low orbit companions etc.).

TYC 1422-614-1 is a Red Clump Giant star selected as a TAPAS target since the HET observations showed that it was a relatively inactive giant with expected p-mode oscillations of only  $4 \text{ m s}^{-1}$  showing a complex RV variation pattern that called for more epochs of precise data. After several years of PTPS observations our continuously updated model for the rare multi-planetary system around this giant was still not consistent and since the very important and rare RV minimum was expected during the period of HET not being operational due to upgrade we chose to add this star to the TAPAS target list.

In this paper we report the discovery of a multiple planetary system orbiting the giant star TYC 1422-614-1, the first planetary system result of TAPAS, our intensive monitoring with HARPS-N of some of the PTPS selected targets. The paper is organized as follows: in Section 2 we present the observations obtained for this target and we outline the reduction and measurements procedures; Section 3 shows the results of the Keplerian and Newtonian data modeling; in Section 4 we extensively discuss the stellar activity influence on the RV variation measurements; and in Section 5 and 6, we discuss the results of our analysis and present the conclusions.

## 2 Observations and data reduction.

TYC 1422-614-1 (2MASS J10170667+1933304) is a  $V=10.21$  and  $B-V=0.95$  mag (Høg et al. 2000) star in the constellation of Leo. Since a trigonometric parallax is not available for this star, its mass, age, and radius were estimated on the basis of spectroscopically determined atmospheric parameters by Zieliński et al. (2012). To provide a better constraint to the stellar parameters we have constructed a probability distribution function using the algorithm of da Silva et al. (2006), a modified version of the Bayesian estimation method idealized by Jørgensen & Lindegren (2005) and Nordström et al. (2004), and stellar isochrones from PARSEC (PAдова and TRIeste Stellar Evolution Code, Bressan et al. 2012). Even though our results agree very well with those of Zieliński et al. (2012) without a trigonometric parallax they are rather uncertain and model dependent. The amplitude of p-mode oscillations  $V_{osc}$  was estimated from the scaling relation by Kjeldsen & Bedding (1995). The  $v_{rot}^{CCF} \sin i_{\star}$  was obtained by Nowak (2012) from Cross-Correlation

Table 1: Summary of the available data on TYC 1422-614-1.

Parameter	value	reference
V [mag]	10.21	Perryman & ESA (1997)
B-V [mag]	0.95±0.085	Perryman & ESA (1997)
(B-V) <sub>0</sub> [mag]	0.997	Zieliński et al. (2012)
M <sub>V</sub> [mag]	0.81	Zieliński et al. (2012)
T <sub>eff</sub> [K]	4806±45	Zieliński et al. (2012)
logg	2.85±0.18	Zieliński et al. (2012)
[Fe/H]	-0.20±0.08	Zieliński et al. (2012)
RV [kms <sup>-1</sup> ]	37.368±0.027	Zieliński et al. (2012)
v <sub>rot</sub> <sup>CCF</sup> sin i <sub>★</sub> [kms <sup>-1</sup> ]	1.4±0.7	Nowak (2012)
A(Li)	< 1.1	Adamów et al. (2014)
M/M <sub>☉</sub>	1.15±0.18	this work
log(L/L <sub>☉</sub> )	1.35±0.16	this work
R/R <sub>☉</sub>	6.85±1.38	this work
log age [yr]	9.77±0.22	this work
d [pc]	759 ± 181	calculated from M <sub>V</sub>
V <sub>osc</sub> [ms <sup>-1</sup> ]	4.555 <sup>+3.718</sup> <sub>-1.993</sub>	this work
P <sub>osc</sub> [d]	0.141 <sup>+0.102</sup> <sub>-0.064</sub>	this work

Function (CCF) analysis of about 200 spectral lines following the prescription of Carlberg et al. (2011). Adamów et al. (2014), based on abundance calculations via SME (Valenti & Piskunov 1996) modeling of 27 spectral lines for 6 elements, found no chemical anomalies for TYC 1422-614-1 with respect to a full sample of RG stars. A summary of all the available data for TYC 1422-614-1 is given in Table 1.

The spectroscopic observations presented in this paper were made with the 9.2 meter effective aperture (11.1 x 9.8m) Hobby-Eberly Telescope (HET, Ramsey et al. 1998) and its High Resolution Spectrograph (HRS, Tull 1998) in the queue scheduled mode (Shetrone et al. 2007), and with the 3.58 meter Telescopio Nazionale Galileo (TNG) and its High Accuracy Radial velocity Planet Searcher in the North hemisphere (HARPS-N, Cosentino et al. 2012). Time-series of photometric data were obtained from the All Sky Automated Survey (ASAS, Pojmanski 2002).

## 2.1 Hobby-Eberly Telescope data

The HET & HRS spectra used in this paper were gathered with the HRS fed with a 2 arcsec fiber, working in the R=60 000 mode with a gas cell ( $I_2$ ) inserted into the optical path. The spectra consisted of 46 echelle orders recorded on the “blue” CCD chip (407.6-592 nm) and 24 orders on the “red” one (602-783.8 nm). Details of our survey, the observing procedure, and data analysis have been described in detail elsewhere (Niedzielski et al. 2007; Nowak et al. 2013). The configuration and observing procedure employed in our program were, in practice, identical to those described by Cochran et al. (2004). The basic data reduction was

performed using standard IRAF<sup>3</sup> tasks and scripts developed for PTPS. With the precision reached we use the Stumpff (1980) algorithm to refer the measured RVs to the Solar System barycenter.

Table 2: HET & HRS RV and BS measurements of TYC 1422-614-1.

MJD	RV [ms <sup>-1</sup> ]	$\sigma_{RV}$ [ms <sup>-1</sup> ]	BS [ms <sup>-1</sup> ]	$\sigma_{BS}$ [ms <sup>-1</sup> ]
53034.254184	201.61	10.91	7.15	17.79
53341.420903	-277.82	8.86	-40.75	10.281
54060.455116	58.74	7.21	10.89	18.62
54198.278600	174.18	7.12	30.91	19.80
54216.230660	101.99	6.78	-0.41	19.81
54254.129931	-109.79	8.00	7.19	22.56
54516.208681	-109.91	7.30	-19.29	18.88
54575.245828	142.40	8.78	5.31	10.46
54619.123189	212.62	9.21	70.09	26.96
54775.490203	80.91	8.45	-4.51	26.53
54792.437269	78.37	7.70	30.43	21.23
54811.393223	14.82	9.74	6.40	29.30
54837.316163	-115.27	11.67	-0.31	40.95
54837.329063	-107.42	12.38	75.23	39.54
54845.509659	-140.33	9.77	-7.47	27.24
54874.429225	-269.11	7.79	-4.04	19.48
55184.362749	192.26	8.63	30.85	32.19
55184.374468	197.96	8.79	0.83	26.31
55209.303594	207.83	7.12	17.39	23.89
55209.313466	209.53	7.64	4.82	26.16
55218.292894	220.24	9.00	-28.27	27.17
55222.270272	187.358	6.90	0.13	19.40
55268.350168	80.33	7.46	49.10	15.92
55502.500185	-371.49	7.78	-17.98	22.42
55518.451788	-361.94	7.62	-4.79	22.18
55527.439971	-384.03	6.66	16.32	19.70
55566.339595	-213.77	8.89	7.95	28.54
55603.224138	-97.50	6.86	-5.88	17.14
55634.139728	-70.81	6.40	67.60	14.07
55688.206001	-69.46	6.75	38.01	17.86

<sup>3</sup>IRAF is distributed by the National Optical Astronomy Observatories, which are operated by the Association of Universities for Research in Astronomy, Inc., under cooperative agreement with the National Science Foundation.

Table 2: HET & HRS RV and BS measurements of TYC 1422-614-1.

MJD	RV [ms <sup>-1</sup> ]	$\sigma_{RV}$ [ms <sup>-1</sup> ]	BS [ms <sup>-1</sup> ]	$\sigma_{BS}$ [ms <sup>-1</sup> ]
55883.448738	-49.99	8.23	18.67	23.76
55930.323171	-68.38	6.94	28.96	20.55
55956.462627	-114.70	6.25	30.60	17.49
55971.420764	-104.14	6.25	8.96	14.53
55987.377512	-129.70	6.56	66.70	18.15
55997.344537	-149.67	7.57	-28.59	21.90
56009.318727	-189.08	6.06	64.38	16.28
56016.287488	-217.76	6.38	17.15	15.94
56018.286516	-225.42	7.01	-10.45	16.14
56060.165961	-378.08	8.53	36.02	25.98
56063.178310	-379.03	6.59	40.91	18.01
56071.135023	-380.66	8.36	42.97	25.69
56089.113461	-381.59	7.29	10.16	18.20
56232.501065	-47.09	6.41	-6.83	13.74
56243.470914	-19.80	6.80	-2.60	15.24
56255.443970	-24.33	6.71	22.27	16.33
56259.432107	-23.30	5.75	-12.58	13.85
56262.420046	-10.08	6.55	-10.74	16.13
56280.380990	11.011	7.99	46.65	25.03
56313.288785	98.37	5.94	10.91	15.92
56327.437049	137.30	6.89	8.93	16.34
56345.183628	213.16	7.57	53.46	19.54
56354.162980	230.34	6.54	67.84	17.30
56359.138568	207.75	10.23	-49.80	38.27
56360.131946	228.97	11.18	-70.25	42.11
56363.341221	231.11	6.84	-17.48	20.15
56372.132506	226.68	6.96	42.44	17.91
56378.319306	231.26	7.67	16.70	27.31
56379.088264	228.93	6.52	3.81	19.32
56379.289300	209.79	11.91	-20.05	40.86
56381.280081	237.11	6.44	6.18	16.45
56395.262373	220.22	6.89	16.10	16.08
56408.226892	174.33	8.13	37.06	23.73
56410.220920	184.51	6.85	49.91	15.98
56416.205469	160.85	7.12	30.07	21.18
56425.181013	142.44	6.73	22.24	16.01

Table 2: HET & HRS RV and BS measurements of TYC 1422-614-1.

MJD	RV [ms <sup>-1</sup> ]	$\sigma_{RV}$ [ms <sup>-1</sup> ]	BS [ms <sup>-1</sup> ]	$\sigma_{BS}$ [ms <sup>-1</sup> ]
56431.159358	99.29	6.71	36.12	16.48
56444.120550	18.04	6.77	27.00	17.04
56445.128015	23.41	7.16	1.61	18.03

Since HRS is a general purpose spectrograph, neither temperature nor pressure controlled, the precise RV measurements with this instrument are best accomplished with the I2 cell technique. We use a combined gas-cell (Marcy & Butler 1992; Butler et al. 1996), and cross-correlation (Queloz 1995; Pepe et al. 2002) method for this purpose. The implementation of this technique to our data is described in Nowak (2012) and Nowak et al. (2013). The precision of RV and line bisectors velocity span (BS), as well as the long-term stability of our measurements, has been verified by the analysis of data obtained from the monitoring of stars that do not exhibit detectable RV variations and stars with well described RV or BS variations. The results for the K0 giant BD+70 1068 presented in Niedzielski et al. (2009b) show a  $\sigma=12$  m s<sup>-1</sup>, to which contributed an intrinsic RV uncertainty of 7 m s<sup>-1</sup> and, the approximately 10 m s<sup>-1</sup> amplitude of solar-type oscillations (Kjeldsen & Bedding 1995). In Nowak et al. (2013) we performed a more detailed analysis of our RV precision and stability using our own RVs to fit orbital solutions for HD 209458 and HD 88133, while our BS precision was demonstrated for HD 166435. In general, we find that our observing procedure with HET & HRS results in RV precisions of the order of 5-8 m s<sup>-1</sup> depending on the sigma-to-noise ratio (SNR) of the spectra, and the effective temperature of the star, for BS measurements the precision is 2-3 times lower.

This instrumental setup, observing, and reduction techniques and data modeling tools have allowed us to report the discovery of 19 planetary mass companions, mostly to evolved stars (Niedzielski et al. (2007, 2009a,b); Gettel et al. (2012a,b); Adamów et al. (2012); Nowak (2012); Nowak et al. (2013); Niedzielski et al. - in prep.)

## 2.2 HARPS-N data

HARPS-N, a near-twin of the HARPS instrument mounted at the ESO 3.6-m telescope in La Silla (Mayor et al. 2003) is an echelle spectrograph covering the visible wavelength range between 383 and 693 nm with a resolving power of  $R \sim 115\,000$ . The spectra are re-imaged on a 4kx4k CCD, where echelle spectra of 69 orders are formed for each fiber.

The instrument is located in a thermally-controlled environment, within a vacuum-controlled enclosure to ensure the required stability, and is fed by two octagonal fibres at the Nasmyth B focus of the TNG (with an aperture on the sky of 1 arcsec). Both fibers are equipped with an image scrambler to provide a uniform spectrograph pupil illumination, independent of pointing decentering. This instrument is expected to deliver measurements of radial velocities with the highest accuracy currently available, with 1 m s<sup>-1</sup> achievable from SNR=100 spectra.

RV measurements, and their uncertainties, as well as BS were obtained with the standard user pipeline which is based on the weighted CCF method (Fellgett 1955; Griffin 1967; Baranne et al. 1979; Queloz 1995; Baranne et al. 1996; Pepe et al. 2002). For maximum precision of RV we used the simultaneous Th-Ar calibration mode of the spectrograph. TYC 1422-614-1 RVs were obtained with K5 cross-correlation mask.

Table 3: TNG &amp; HARPS-N RV and BS measurements of TYC 1422-614-1.

MJD	RV [kms <sup>-1</sup> ]	$\sigma_{RV}$ [kms <sup>-1</sup> ]	BS [kms <sup>-1</sup> ]
56277.214162	37.76753	0.00120	0.07582
56277.286630	37.76889	0.00160	0.07580
56294.098292	37.77515	0.00094	0.08609
56294.275817	37.79236	0.00108	0.07573
56321.071935	37.87748	0.00153	0.08774
56321.229399	37.88666	0.00128	0.08015
56373.919742	37.96977	0.00122	0.08078
56374.050295	37.98511	0.00168	0.08346
56410.873491	37.93558	0.00143	0.10052
56411.019144	37.91875	0.00146	0.10148
56430.900812	37.81872	0.00179	0.08952
56430.977531	37.84129	0.00146	0.08561
56647.145306	37.41658	0.00257	0.08056
56647.275526	37.43739	0.00175	0.07915
56685.050558	37.43522	0.00169	0.07766
56685.200954	37.45209	0.00197	0.06340
56685.268427	37.43200	0.00280	0.06131

The instrument has already successfully used in the detection of exoplanets by Covino et al. (2013); Desidera et al. (2013); Hébrard et al. (2013) and Pepe et al. (2013).

### 3 Modeling of RV data

TYC 1422-614-1 was observed over 3651 days between MJD= 53034 and 56685. In total, we collected 86 epochs of precise RV and BS, 69 with HET and 17 with HARPS-N.

The data obtained with HET & HRS covers 69 epochs of observations over 3410 days between MJD 53034 and MJD 56445 with typical SNR of 150-250 at 569 nm. The best quality template with SNR of 316 was used for the RV measurements. The resulting RVs show an peak-to-peak amplitude of 621.1 ms<sup>-1</sup> and uncertainties of 7.7 ms<sup>-1</sup> on average. The BS peak-to-peak amplitude is 145 ms<sup>-1</sup>, with a mean value of 14.1 ms<sup>-1</sup> and a precision of 21.3 ms<sup>-1</sup> on average (see Table 2). The observed RV variations are ~4 times higher than the BS variations and are not correlated ( $r=0.005$ ) hence they are most likely due to Doppler shifts.

We also collected 17 epochs of RV with HARPS-N over 408 days between MJD 56277 and MJD 56685 with an average uncertainty of 1.6 ms<sup>-1</sup> (see Table 3). HARPS-N RV measurements show an peak-to-peak amplitude of 568.5 ms<sup>-1</sup>. The BS shows a mean value of 82.5 ms<sup>-1</sup> and peak-to-peak amplitude of 40.1 ms<sup>-1</sup>, i.e 15 times lower than RV. The RV and BS show a correlation of  $r=0.63$  which is marginally significant as the critical value is  $r_{15,0.01}=0.61$ . A closer look at the BS data shows that this is likely a random effect due to small statistics and we assume that at least in the first approximation the RV signal is indeed due to Doppler shifts (we will come back to this issue in Section 4).



Table 4: Keplerian orbital parameters of TYC 1422-614-1 b and c.

Parameter	TYC 1422-614-1 b	TYC 1422-614-1 c
$P$ (days)	$198.40^{+0.42}_{-0.42}$	$559.3^{+1.2}_{-1.2}$
$T_0$ (MJD)	$53236^{+25}_{-22}$	$53190^{+30}_{-30}$
$K$ (m s $^{-1}$ )	$82.0^{+7.0}_{-5.1}$	$233.0^{+4.5}_{-4.0}$
$e$	$0.06^{+0.06}_{-0.02}$	$0.048^{+0.020}_{-0.014}$
$\omega$ (deg)	$50.0^{+50}_{-43}$	$130^{+20}_{-20}$
$m_2 \sin i$ (M $_J$ )	$2.5 \pm 0.4$	$10 \pm 1$
$a$ (AU)	$0.69 \pm 0.03$	$1.37 \pm 0.06$
$V_0$ (m s $^{-1}$ )		$-68.2^{+2.0}_{-2.2}$
offset (m s $^{-1}$ )		$37758^{+6.0}_{-6.0}$
$\sigma_{\text{jitter}}$ (m s $^{-1}$ )		$12.9^{+1.4}_{-1.2}$
$\sqrt{\chi^2_\nu}$		1.64
$\sigma_{\text{RV}}$ (m s $^{-1}$ )		18.94
$N_{\text{obs}}$		86

### 3.1 Keplerian analysis

We modeled Keplerian orbits to the observed RV variations using the hybrid approach proposed by Goździewski et al. (2003); Goździewski & Migaszewski (2006), and Goździewski et al. (2007). The global search for orbital parameters was done with a genetic algorithm (GA). After the range of plausible orbital parameters was narrowed, a non-linear least squares fit to the data quickly converge to the final solution. In particular, with a set of periodic signals in RV time series identified in its Lomb-Scargle (LS) periodogram (Lomb 1976; Scargle 1982), we searched for possible orbital solutions over a wide range of parameters with PIKAIA (Charbonneau 1995). We present the LS periodogram of TYC 1422-614-1 RV in Figure 1 (top panel). The GA semi-global search identified a narrow parameter range in the search space, which was then explored using the MPPFIT algorithm (Markwardt 2009) to locate the best-fit Keplerian solution delivered by RVLIN (Wright & Howard 2009) modified after Johnson et al. (2011a) to allow the stellar jitter to be fitted as a free parameter.

The scrambling of residuals method, or "bootstrapping" (Murdoch et al. 1993; Kuerster et al. 1997; Marcy et al. 2005; Wright et al. 2007) was used to assess the uncertainties of the best-fit orbital parameters. The width of the resulting distribution of  $10^5$  trials between the 15.87th and 84.13th percentile is adopted as a parameter uncertainty.

Results of the Keplerian analysis are presented in Figure 2 and Table 4. As an example, the bootstrapping analysis of orbital parameters for component c is presented in Figure 3 where we present a 2D period-eccentricity distribution.

The false alert probability  $\text{FAP} < 0.0005$  of the final orbital solution was estimated by repeating the whole hybrid Keplerian analysis described above to 20 000 sets of scrambled data.

The resulting "jitter" is larger than our estimate of unresolved p-mode oscillations of 4 m s $^{-1}$  and points to an additional source of RV scatter of unknown nature, to an additional component, or to stellar activity.

The keplerian 2-planetary best fit leaves behind a marginally significant period of 2.9

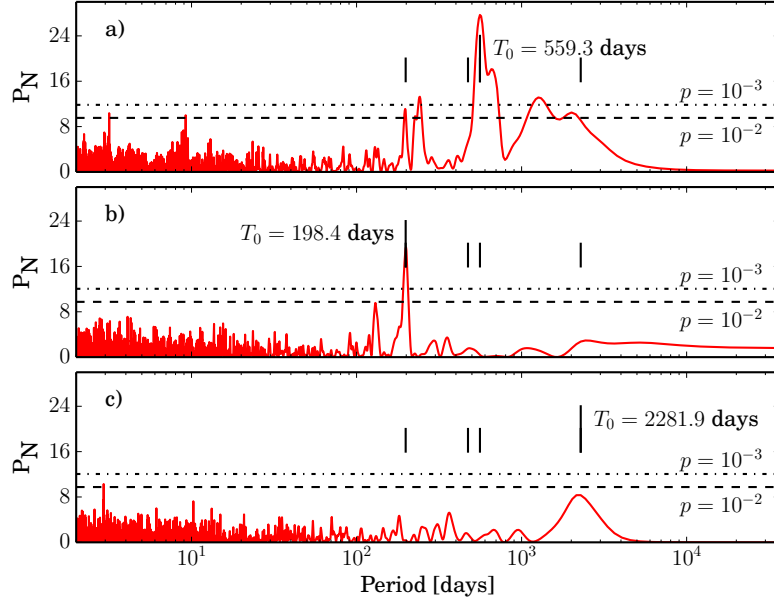


Figure 1: From top to bottom Lomb-Scargle periodograms for the (a) original HET RV data of TYC 1422-614-1, (b) RV residua (HET and TNG) with planet c removed, and (c) RV residua (HET and TNG) after the best Keplerian two-planetary fit. See also Figure 5.

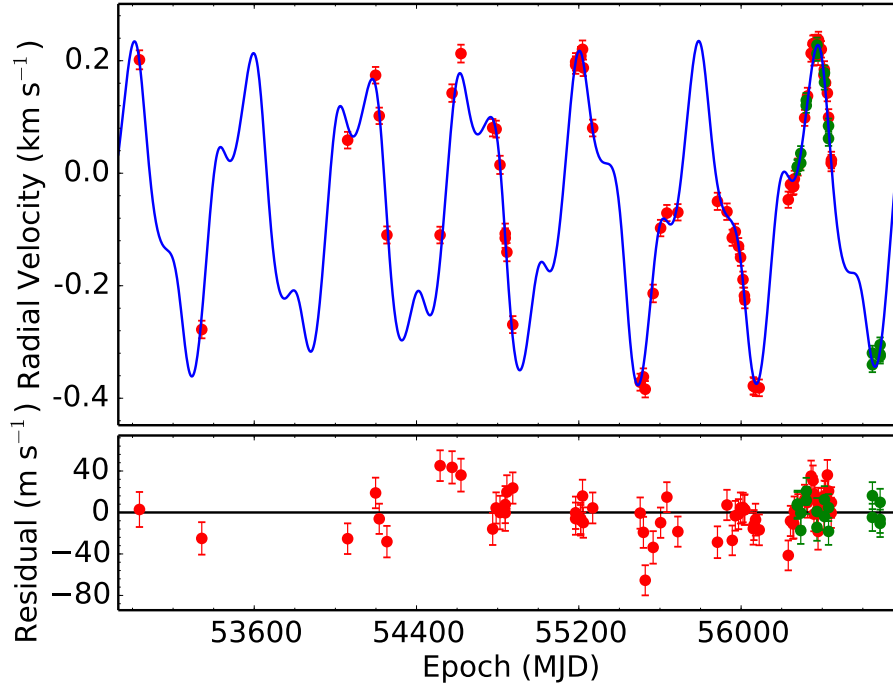


Figure 2: Keplerian best fit of the two-planetary model to the observed RV of TYC 1422-614-1. HET & HRS data are presented in red and TNG & HARPS-N data in green. The estimated jitter due to p-mode oscillations has been added to the uncertainties.

days and a weaker one of  $\sim 2280$  days (Figure 1). The short period is probably an artifact, as the fundamental radial pulsational period which we estimate according to the formalism of Cox et al. (1972) is expected to be much shorter, 0.52 days. The longer period is very uncertain and comparable with the timespan of our observations, if confirmed with future observations may turn out to be due to another, yet unresolved companion or long-term stellar variability.

## 3.2 Newtonian analysis

The ratio between orbital period of both planets is  $P_c/P_b = 0.355$ , close to a 7:20 commensurability, what suggests that the system could be in a mean motion resonance. A Newtonian model of the system was obtained with the Systemic 2.16 software (Meschiari et al. 2009). The Keplerian orbital solution provided the initial parameters for the Bulirsch–Stoer integrator, running with a precision parameter of  $10^{-16}$ . The planetary system was assumed to be co-planar. The differential evolution algorithm with 5000 steps and Lavenberg-Marquardt minimization were used to find the best-fitting model. The bootstrap method with  $10^5$  trials was used to estimate parameter uncertainties, calculated as median absolute deviations. The parameters of the best-fitting dynamical model are given in Table 5. In most cases, they agree with the Keplerian model well within  $1\sigma$ . The only exception is  $P_c$ , for which the dynamical solution gives the value greater by  $\sim 10$  days. The goodness of the fit was found to be similar to that of the Keplerian approach.

The planetary system was found to be stable in a timescale of  $10^6$  yr. The SWIFT’s Regularized Mixed Variable Symplectic (RMVS) integrator was used to trace the behavior of orbital parameters. The simulation shows that  $a_b$  may vary between 0.685 and 0.693 AU and  $e_b$  may oscillate between 0.0 and 0.1 with a period of 190 yr. At the same time,  $a_c$  and  $e_c$  may range from 1.368 to 1.393 AU and from 0.03 to 0.06, respectively. The period ratio based on the Newtonian model is  $P_c/P_b = 0.349$ , so it is even closer to the 7:20 commensurability. The eccentricity-type resonant angles, defined as a linear combination of mean longitudes and arguments of periastron, show no libration. The difference between arguments of periastron, defined as  $\Delta\omega = \omega_c - \omega_b$  demonstrates a lack of apsidal alignment and oscillations. Thus, the system is not in a dynamical resonance. Variations in eccentricities in the first thousand years are shown in Fig. 4.

## 4 Stellar activity

Giants are well known to exhibit all sorts of variations, stellar activity, pulsations and rotation-induced effects should be considered before putting forward a companion hypothesis.

### 4.1 Ca II H&K lines

The flux at the cores of the Ca II H & K lines is a good tracer of chromospheric activity (e.g., Noyes et al. 1984; Duncan et al. 1991) and, therefore, the Ca II H & K line profiles are widely accepted as stellar activity indicators. Both the Ca II H & K lines and the infrared Ca II triplet lines at 849.8-854.2 nm lay outside HET & HRS wavelength range but the Ca II H & K lines are available to us in the TNG HARPS-N spectra. The SNR in the blue spectrum of our red giant star is not very high, ( $\sim 10$ -20), but no trace of reversal, typical for active stars (Eberhard & Schwarzschild 1913) is present, and thus no obvious chromospheric activity can be demonstrated.

To quantify possible activity induced line profile variations we calculated an instrumental  $S_{HK}^{inst}$  index according to the prescription of Duncan et al. (1991) for all 17 epochs of

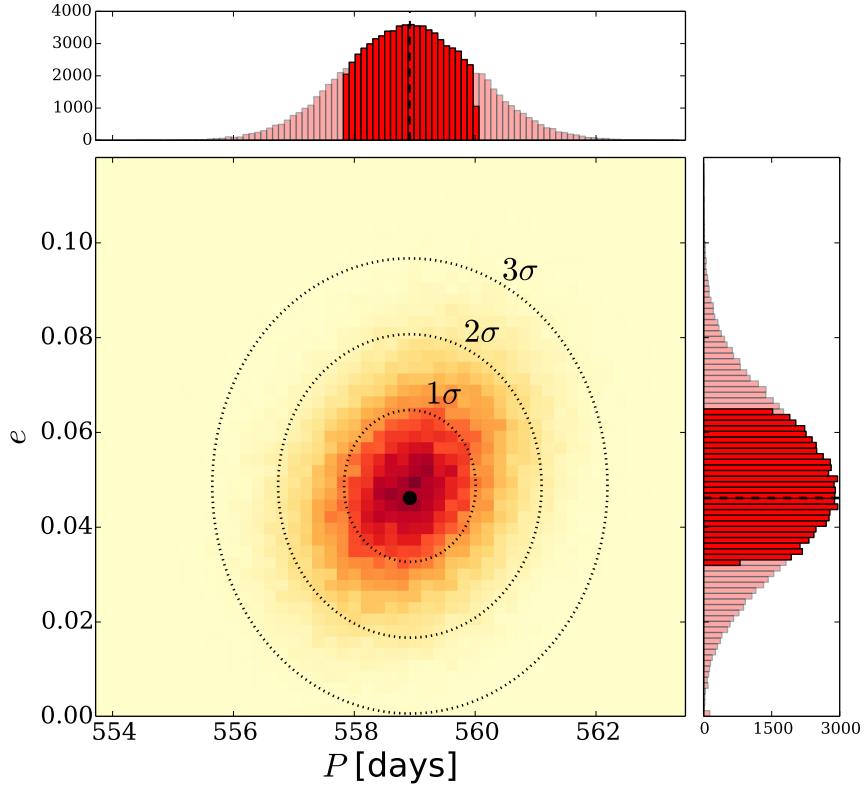


Figure 3: Illustration of the bootstrapping analysis ( $10^5$  realizations) of the Keplerian parameters of TYC 1422-614-1 c uncertainties, a 2D histogram of orbital period and eccentricity. Both 1D histograms are plotted with the 15.87 and 83.13 percentile (i.e.  $1\sigma$ ) ranges shown.

Table 5: Dynamical orbital parameters of TYC 1422-614-1 b and c.

Parameter	TYC 1422-614-1 b	TYC 1422-614-1 c
$P$ (days)	$198.44 \pm 0.64$	$569.2 \pm 2.1$
$T_0$ (MJD)	$52842 \pm 40$	$52616 \pm 30$
$K$ ( $\text{m s}^{-1}$ )	$82.2 \pm 3.7$	$232.8 \pm 3.3$
$e$	$0.07 \pm 0.04$	$0.049 \pm 0.014$
$\omega$ (deg)	$62 \pm 46$	$124 \pm 20$
$m_2 \sin i$ ( $M_J$ )	$2.51 \pm 0.12$	$10.10 \pm 0.14$
$a$ (AU)	$0.6879 \pm 0.0015$	$1.3916 \pm 0.0033$
$V_0$ ( $\text{m s}^{-1}$ )	$-67.6 \pm 3.7$	
$\sqrt{\chi^2_\nu}$	1.59	
$\sigma_{\text{RV}}$ ( $\text{m s}^{-1}$ )	17.17	
$N_{\text{obs}}$	86	

HARPS-N observations and correlated them with RV and BS. The mean value of  $\overline{S_{HK}^{inst}} = 0.25 \pm 0.03$  which places TYC 1422-614-1 rather among non-active subgiants according to Isaacson & Fischer (2010). The correlation coefficient  $r=0.56$  is below the critical value ( $r_{15,0.01}=0.61$ ) and no correlation between  $S_{HK}^{inst}$  and RV can be inferred from our data. There is also no relation between  $S_{HK}^{inst}$  and BS ( $r=0.52$ ). Much better relation exists between our  $S_{HK}^{inst}$  index and the RV uncertainty ( $r=-0.65$ ) which suggests that the observed  $S_{HK}^{inst}$  scatter in our data is actually only noise and that no measurable chromospheric activity is present in TYC 1422-614-1.

## 4.2 $H\alpha$ analysis

In addition to the Ca II H & K lines we use the HET & HRS  $H\alpha$  (656.2808 nm) line data as a chromospheric activity indicator since, as Cincunegui et al. (2007) showed, the calcium and hydrogen lines indices do not always correlate and cannot be used interchangeably as activity indicators.

Following the procedure described in detail in Maciejewski et al. (2013) which is based on the approach presented by Gomes da Silva et al. (2012) and Robertson et al. (2013, and references therein), we measured the  $H\alpha$  index ( $I_{H\alpha}$ ) for the 69 HET & HRS spectra. To take possible instrumental effects into account we also measured the index of the insensitive to stellar activity Fe I 654.6239 nm control line ( $I_{Fe}$ ). Moreover, as the wavelength regime relevant to  $H\alpha$  and Fe I line indices may still contain weak  $I_2$  lines, we also measured  $H\alpha$  and Fe I indices for the iodine flat-field spectra ( $I_{I_2,H\alpha}$  and  $I_{I_2,Fe}$  respectively).

The marginal rms variations of the  $I_{I_2,H\alpha} = 0.11\%$  and  $I_{I_2,Fe} = 0.32\%$  in comparison to the relative scatter of the  $I_{H\alpha} = 2.19\%$  and the  $I_{Fe} = 1.1\%$  index assure us of the negligible contribution of the weak iodine lines to the  $H\alpha$  and Fe line indices in TYC 1422-614-1. The significant relative scatter variation of the Fe line equal to half of the  $H\alpha$  rms variation is driven by two outliers exceeding  $\pm 3\sigma$  level from the mean value and drop to 0.64% after excluding them.

There are no significant signals present in the LS periodograms of the  $I_{Fe}$  index (Figure 5b), in contrast to the  $I_{H\alpha}$  periodogram, where a significant signal with a period of  $\sim 2550$  days (almost 7 years), similar to that observed in the RV residuals, is clearly visible (Figure 5a). Therefore we put forward the hypothesis that this periodicity is driven by long-term chromospheric activity of TYC 1422-614-1 analogue to the eleven-year solar cycle.

No excess fluctuation power in the LS periodogram of the  $I_{H\alpha}$  index is present at the 198.44 and 569.2 day periods detected in the RV data. We therefore conclude that none of the signal present in radial velocity data is driven by chromospheric activity of the parent star.

## 4.3 Photometric variability

From ASAS (Pojmanski 2002) we have available 367 epochs of TYC 1422-614-1 observations covering HJD 2452622 and 2454989 and thus, partly contemporaneous with our HET observations. The photometric observations were compiled from 4 different fields, two of which contain enough data for independent analysis with 135 (Field 1) and 185 (Field 2) epochs, respectively. After iterative  $3\sigma$  filtering 355 epochs can be used for photometric variability analysis. These data show mean brightness of  $m_{ASAS} = 10.186 \pm 0.011$  mag (rms). The scatter in brightness of TYC 1422-614-1 is much larger than the p-mode oscillations amplitude predicted from the scaling relations of Kjeldsen & Bedding (1995), 0.13 mmag (the reason obviously being the limited precision of ASAS photometry for this star). The star was not classified as a variable in ASAS-3.

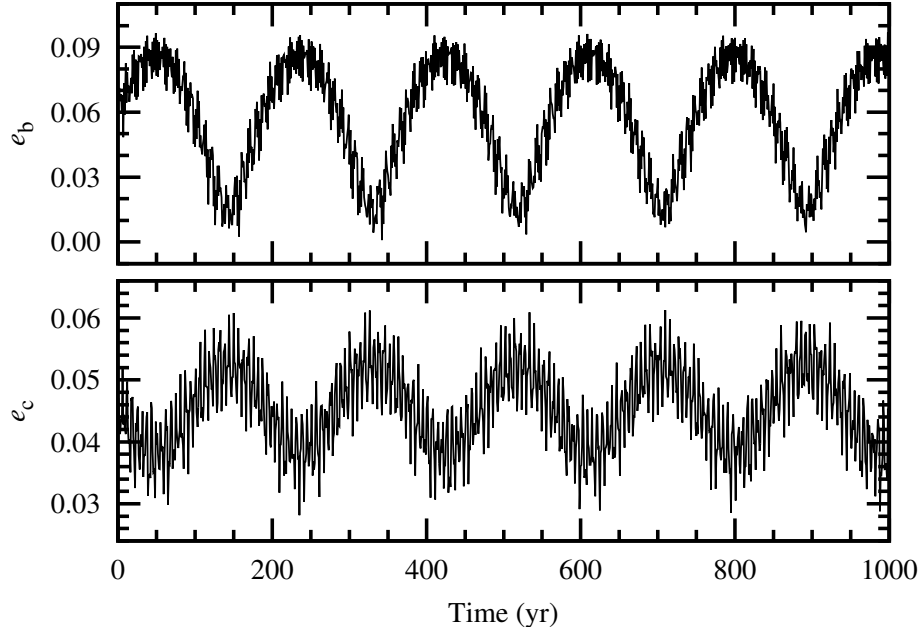


Figure 4: Evolution of planetary eccentricities in the first thousand years, calculated for the orbital solution given in Table 5

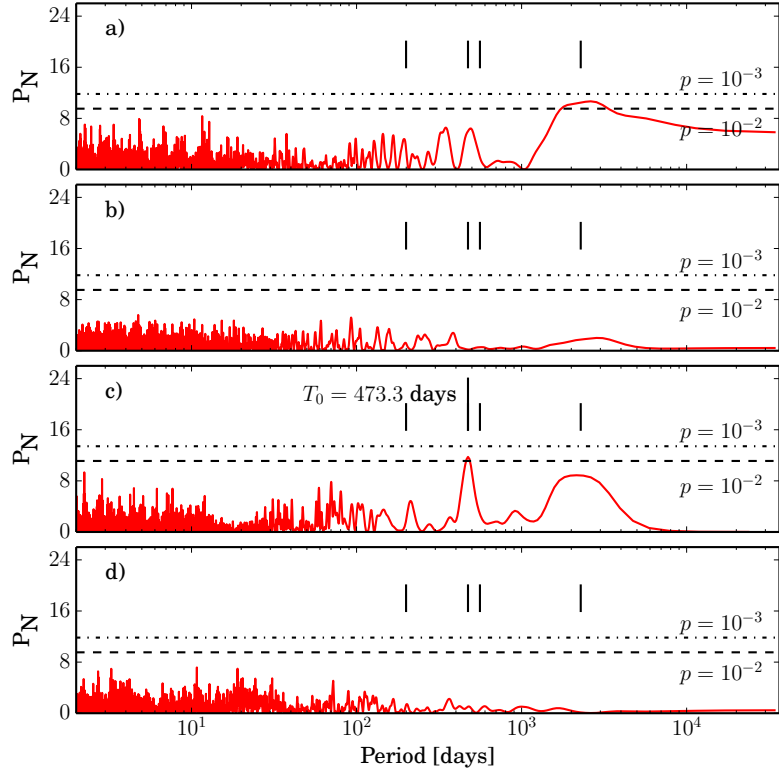


Figure 5: From top to bottom Lomb-Scargle periodograms of (a)  $I_{H\alpha}$  activity index, (b)  $I_{Fe}$  index, (c) ASAS photometry, and (d) HET & HRS BS. See also Figure 1.

The Field 1 data show no significant periodic signal, but both Field 2 and all combined data show a weak periodic signal of 473 days (see Figure 5c). To check whether this periodic signal is real we performed a bootstrap analysis and after 10 000 trials we found  $FAP_{10,000}=0.02$  so although weak, it cannot be ignored. A formal sine fit to combined data with a period of 473 days results in an amplitude of  $0.011 \pm 0.002$  mag, i.e. at the level of the mean brightness uncertainty.

What might be the origin of that periodic signal? It is much longer than those of p-mode oscillations ( $\sim 3$  h) and radial pulsations (0.52d). It is also well outside the uncertainties of the two Keplerian periods found in Sections 3.1 and 3.2.

The only source of such photometric periodicity (if indeed real) may be a spot or a group of spots rotating with the star and therefore it might represent the true stellar rotation period. Using the stellar radius from Table 1 we obtain a  $v_{rot}=0.7$  km s $^{-1}$  suggesting a very slow rotation rate.

The value of the projected rotation velocity obtained by Nowak (2012) (see Table 1) is lower than the average K giant projected rotational velocity of 3 km s $^{-1}$  (Fekel 1997). This suggests that we are dealing with a very slow rotator and as such its measured rotational speed value is expected to be uncertain as the projected rotation velocity is  $\sim 3$  times lower than the instrumental PSF. If we assume that the 473 days photometric period is the stellar rotational period then we find good agreement, within uncertainties, between the photometric rotation period and the value obtained by Nowak (2012) from spectral analysis,  $v_{rot}^{CCF} \sin i_{\star} = 1.4 \pm 0.7$  km s $^{-1}$ . A slow rotational velocity for TYC 1422-614-1 is as well consistent with the star having low chromospheric activity (see e. g. do Nascimento et al. 2003). We therefore assume that the rotation period of TYC 1422-614-1 is 473 days.

We can use the ASAS data on TYC 1422-614-1 to estimate an upper limit to the stellar surface covered by hypothetic spots. Under the assumption that the only source of observed brightness scatter are spots rotating on the surface of TYC 1422-614-1 the fraction,  $f$ , of the star covered is then determined from the mean brightness change (mean brightness uncertainty) and we obtain a  $f \approx 1.5\%$ . With it and the rotational period derived from ASAS photometry, we consider the impact of such spots on the RV and BS as they can alter spectral lines profiles, and mimic doppler shifts (Walker et al. 1992). Using the results of the extensive simulations of Hatzes (2002) we estimate that spots of  $f \approx 1.5\%$  will result in RV and BS variations with an amplitude of 20 m s $^{-1}$  and 27 m s $^{-1}$ , respectively at maximum.

The observed RV variations in TYC 1422-614-1 are 15 times larger, so they cannot originate from spectral line deformations due to spots. Furthermore, any contribution to the observed RV variations from stellar spots is expected to be very small, at the level of  $\sim 7\%$ . Our assumption that the observed RV variations are due to Doppler shifts is therefore fully justified. We note, however, that the ASAS photometric data show a trace of a long period similar to that present in RV residua and  $I_{H\alpha}$ .

The observed BS variations show a similar (HARPS-N) or even larger (HET) amplitude than the estimated one, it is therefore of special importance to study in more detail the BS.

## 4.4 Line bisector analysis

The HET& HRS and HARPS-N BS are calculated from different instruments and sets of spectral lines. They are not directly comparable and so we consider them separately.

The HET& HRS BS LS periodogram shows no significant periodic signal (Figure 1). Although the observed BS variations are larger than the values estimated from photometry there is no correlation between RV and BS. Altogether, in the HET data, there is no observational evidence of spectral line deformation influence on RV. The observed HET BS scatter may reflect either additional stellar activity that we do not resolve in time with our

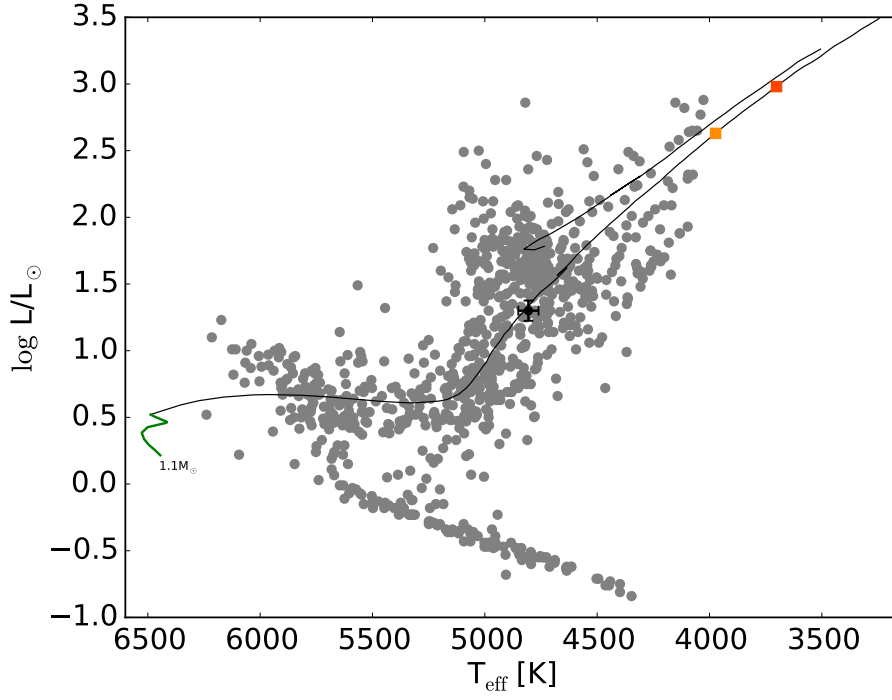


Figure 6: Hertzsprung-Russell diagram for the complete PTPS sample with TYC 1422-614-1 position indicated and  $1.1 M_{\odot}$ ,  $z=0.008$  star evolutionary track from Bertelli et al. (2008) and, in green, the path of the star with planet c being within the optimistic HZ of Kopparapu et al. (2013). The orange and red rectangles indicate the phase of planet b and c ingestion, respectively.

observations, like p-mode oscillations, or be the effect of underestimated uncertainties.

The TNG HARPS-N data is more precise than the HET & HRS but we do not have enough epochs of observations for a conclusive periodogram analysis. The HARPS-N BS amplitude is comparable to the HET & HRS BS standard deviation. The RV and BS show a correlation of  $r=0.63$  which is marginally significant as the critical value is  $r_{15,0.01}=0.61$ . A closer look at the BS data shows however, that the correlation may very well be a random effect due to small statistics, as variations of  $\sim 16 \text{ m s}^{-1}$  were observed over one night. Nevertheless, the amplitude of observed BS variation is consistent with the upper limit estimated from the available photometry.

Fortunately enough the HARPS-N data cover the full observed RV amplitude, and the amplitude of BS variations supports our conclusion from Section 4.3 that the spectral line deformation due to a hypothetical spot, if real, may contribute only to a minor fraction of the observed RV variations.

We conclude, therefore, that although the HET & HRS BS data show no evidence of a stellar activity influence on the measured RV, the HARPS-N BS data prove a lack of chromospheric activity but suggests an additional RV signal from a spectral line distortion of yet unknown period. The RV scatter present in post fit residua is too large for unresolved p-mode oscillations, but it is consistent with our estimates of the RV contamination due to spots.



## 5 Discussion

Both the stellar spectroscopic parameters and the stellar luminosity converge to locate TYC 1422-614-1 in the track of a K2 giant quickly evolving up the Red Giant Branch (RGB). The star is already undergoing the first dredge-up but, within uncertainties, it is most likely located before the luminosity jump (see Figure 6). The radius of the star is estimated to be  $6.85 \pm 1.38 R_{\odot}$ .

Considering angular momentum conservation alone, the innermost planet located at 0.69 AU (and with  $a/R_{*} = 22$ ) is not expected to have experienced orbital decay caused by the stellar tides nor orbital expansion due to mass-loss (see Villaver & Livio 2009 and Villaver et al. 2014). The planet, however, is expected to be engulfed by the star as it ascends to the tip of the RGB. Using the approximate location of TYC 1422-614-1 following a path of a  $M=1.1 M_{\odot}$   $z=0.008$  star from Bertelli et al. (2008) we calculated the evolution of the planet orbit and we find that it is expected to be engulfed in all the possible scenarios considered under several mass-loss prescriptions. Our orbital evolution calculations show that planet *b* is expected to enter the stellar envelope as the planet orbit decays due to tidal forces when the star reaches a radius of  $\approx 43 R_{\odot}$ . An estimated upper limit for the time left for the planet before entering the stellar envelope is  $\approx 120$  mln yr (computed assuming the star follows the Bertelli et al. 2008 track), during its ascend on the RGB.

The outermost planet is expected to reach the stellar surface as well, but a bit later, when the stellar radius reaches a value of  $\approx 75 R_{\odot}$  in about 130 mln yr. While the innermost planet will be most likely destroyed inside the stellar envelope (see Villaver & Livio 2007), the outcome for the outermost planet is more uncertain as, given its large mass, might provide enough angular momentum at the stellar surface to trigger the partial ejection of the envelope (García-Segura et al. 2014) and/or get partially eroded and become a close companion to the star (Bear & Soker 2011, 2012).

The evolution of the stellar radius over the last 100 Myr along the RGB phase is shown in Figure 7 together with the expected orbital evolution of the planets in the TYC 1422-614-1 system. Note, that we have assumed the minimum planet mass for the calculation and we show a star that undergoes Reimers mass-loss prescription with an  $\eta = 0.6$  (for further details see Villaver & Livio 2009; Villaver et al. 2014).

If we consider the evolutionary status of the star in terms of the stellar surface gravity, TYC 1422-614-1 with  $\log g = 2.85$  is the second most evolved multiple planetary system found yet around a giant star (the record holder is BD+20 2457 with its  $\log g = 1.77$ ). In this regard, BD+20 2457 and TYC 1422-614-1 are very similar and interesting systems: both host a multiple planetary system around a very evolved star ( $R/R_{\odot} = 33$  and  $6.85$  respectively) with mass close to solar and including a massive planet/ $BD M_p > 10 M_J$ .

Assuming its current orbital separation, planet *c* was within the "optimistic" Habitable Zone (HZ) defined by Kopparapu et al. (2013) for about 4 billion years after the star reached ZAMS. We have then a solar mass star with a long MS evolution and a giant planet/BD that stayed in the HZ for a reasonable time.

Currently, due to the evolution of the location of the HZ as the star leaves the MS neither planet *b* nor *c* reside within HZ (see i. e. Lopez et al. 2005; Danchi & Lopez 2013).

TYC 1422-614-1 belongs to the very small sample<sup>4</sup> of known multiple planetary systems around giants (i.e., stars with  $\log g < 3.5$ ). Multiple systems around giants include: BD+20 2457 b, c (Niedzielski et al. 2009b); 24 Sex b,c and HD 200694 b, c (Johnson et al. 2011b); HD 4732 b, c (Sato et al. 2013); Kepler 391 b, c (Rowe et al. 2014); and Kepler 56 b, c, d (Huber et al. 2013) and represent  $\approx 16$  % of all the planets orbiting giant stars (including TYC 1422-614-1). This fraction is slightly smaller, but consistent, with that on the MS considering that about  $\approx 20$ % planets orbiting MS stars are in multiple systems.

---

<sup>4</sup>exoplanet.eu, exoplanet.org

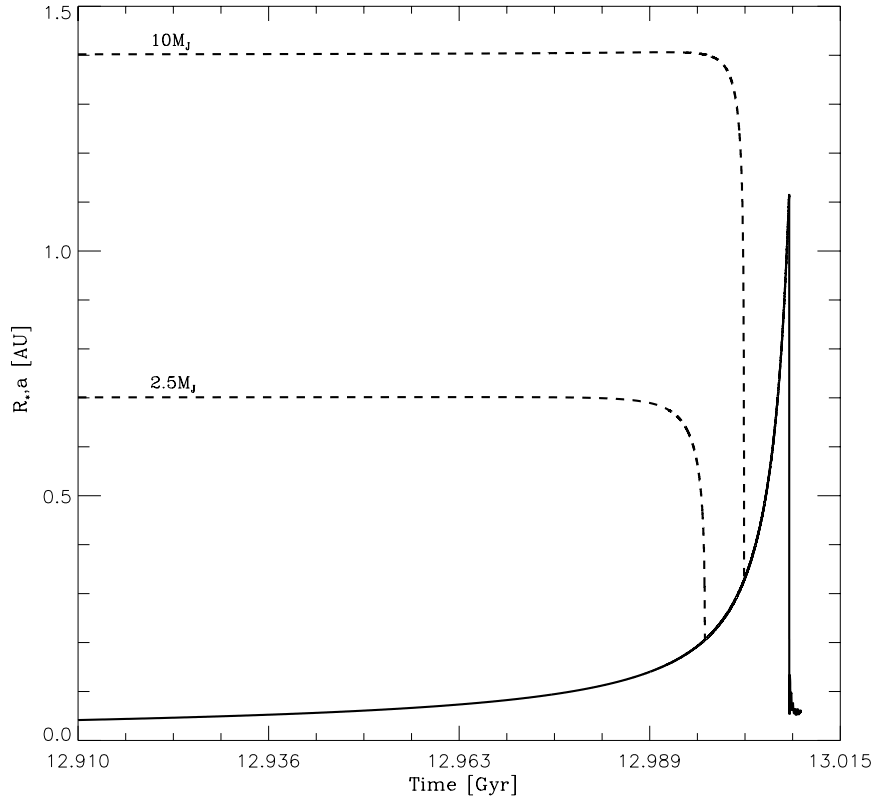


Figure 7: The solid line represents the last 100 Myr in the evolution of the stellar radius as the star evolves to the tip of the RGB. The star is evolving under the Reimers mass-loss prescription with  $\eta = 0.6$ . The evolution of the initial orbits of planets TYC 14221614-1 b and c are shown as dashed lines assuming their  $M_p \sin i$  minimum masses.

The two companions orbiting TYC 1422-614-1 have semimajor axes of 0.69 and 1.37 AU and minimum masses of 2.5 and 10.0  $M_J$ . The outer companion has a mass that is suspiciously close to the upper planet mass limit for planets and as such its plausible formation mechanism justifies further discussion.

There are only five other multiple systems known containing a likely BD-mass companion: HD 168443 b, c - Marcy et al. (2001); HD 38529 b, c - Fischer et al. (2003); HD 202206 b,c - Correia et al. (2005); HAT-P-13 b, c - Bakos et al. (2009); BD+20 2457 b, c (Niedzielski et al. 2009b); and all of them with the exception of BD+20 2457 and HD 202206 have the more massive component in the outermost orbit. Apparently such systems exist very scarcely around solar-mass stars of various metallicity and evolutionary stage but it is important to note that 2 out of the 6 known revolve around giants. Furthermore, the system of TYC 1422-614-1 presents almost circular orbits while in other systems of this group huge eccentricities of up to 0.662 (HAT-P-13 c) are common.

The detection of an object with a minimum mass close to the BD limit in a relatively close orbit to a solar mass star, may offer additional clues to the yet unknown most likely formation mechanism of BD and its relation with star and planet formation. In fact, the existence of the BD desert (Marcy & Butler 2000; Grether & Lineweaver 2006), the observed paucity of BDs companions to solar-mass stars within 3 AU, has been put forward as possible evidence of a differentiation in the formation mechanism according to the object mass.

In TYC 1422-614-1, like in 4 out of the 6 in total systems of the class, the smaller mass planet is in an innermost orbit. Because the outer planet is clearly the more massive, it is unlikely that the inner planet scattered the outer planet to its current orbit. Furthermore, if we assume that the outer planet in these systems formed in the stellar protoplanetary disk it is reasonable to assume that the inner planet also formed there. In fact, theoretically “planets” with masses  $> 10M_J$  can in principle be formed by core-accretion in protoplanetary disks (Mordasini et al. 2009). However, it is interesting to note that the metallicity distribution of BDs companions seems inconsistent with the predictions of the core-accretion formation mechanism (Ma & Ge 2014) and that TYC 1422-614-1 has indeed sub-solar metallicity.

On the other hand, we can consider that the largest planet/BD in these systems is formed via the alternative mechanism: disk fragmentation (see e.g. Stamatellos & Whitworth 2009). Most of the BD formed by this mechanism are expected to be either ejected from the system, or stay bound to the central star at relatively wide orbits. Thus, a closely bound system such as TYC 1422-614-1 is a very unlikely outcome of this process. Furthermore, the formation and location of the innermost planet raises even further questions on the possibility of disk fragmentation as the formation mechanism for the massive companion.

Two other multiple systems with a massive planet/BD orbiting close to the star: HD 202206 (Correia et al. 2005) and BD+20 2457 (Niedzielski et al. 2009b) have architectures in which the innermost companion is the more massive one, suggesting that if it formed as a BD by disk instability the second outermost planet might have formed in the circumbinary disk composed by the main star and the BD (see e.g. Correia et al. 2005).

All together the rare class of objects to which TYC 1422-614-1 belongs might provide important clues into the planet/BD formation mechanism and limits by setting restrictions into the smallest mass clump that the disk fragmentation mechanism allows or the largest mass that core accretion is capable. While disk fragmentation seems to be the most likely mechanism for BD formation in general, the presence of an innermost planet and the close orbit of the massive companion raises some important questions on the viability of this mechanism for the formation of systems like TYC 1422-614-1. The core accretion model, given the low metallicity of the star could be problematic as well unless a much more massive disk than usual is assumed to increase the efficiency of the process.

## 6 Conclusions

Our combined set of observations of TYC 1422-614-1 obtained with HET & HRS and TNG & HARPS-N show high precision RV variations that can be attributed with a high level of confidence to Doppler shifts. Our analysis of the data combined with photometric time-series from ASAS lead us to propose the discovery of two low-mass components orbiting that K2 giant. We find an additional weak, long-term component in the post-fit RV residue,  $I_{H\alpha}$  and ASAS photometry which we argue is most likely due to stellar activity or yet another companion. A stellar rotation period of 473 days is determined from ASAS photometry which is in agreement with results of spectroscopic determination.

The planetary system orbiting TYC 1422-614-1 is one of a very special kind, as the star is a solar mass giant with multiple planets (only other 5 such systems are known), the star is in an advance evolutionary stage up the RGB, and it is hosting a planet with a minimum mass close to the BD limit in a 1.37 AU orbit. The existence of such a massive planet so close to the star can offer important constraints to the planet/BD formation mechanisms and limits as the star has sub-solar abundances and another relative massive planet is orbiting the star in an innermost location. Furthermore, although the HZ is expected to have moved outwards as the star left the MS, it is also interesting to note that TYC 1422-614-1 b could have remained in the HZ for about 4 billion years. Finally, following orbital evolution both planets are expected to reach the stellar surface long before the star finalized its ascend up the RGB due to orbital decay caused by tidal interaction.

## 7 Acknowledgements

We thank the HET and TNG resident astronomers and telescope operators for support.

AN, MoA, KK, GN, BD and MiA were supported in part by the Polish Ministry of Science and Higher Education grant N N203 510938 and by the Polish National Science Centre grant UMO-2012/07/B/ST9/04415. MoA was also supported by the Polish National Science Centre grant no. UMO-2012/05/N/ST9/03836. EV work was supported by the Spanish Ministerio de Ciencia e Innovacion (MICINN), Plan Nacional de Astronomía y Astrofísica, under grant AYA2010-20630 and by the Marie Curie grant FP7-People-RG268111. AW was supported by the NASA grant NNX09AB36G. GM acknowledges the financial support from the Polish Ministry of Science and Higher Education through the Iuventus Plus grant IP2011 031971. D.A.G.H. acknowledges support for this work provided by the Spanish Ministry of Economy and Competitiveness under grant AYA-2011-29060.

The HET is a joint project of the University of Texas at Austin, the Pennsylvania State University, Stanford University, Ludwig-Maximilians-Universität München, and Georg-August-Universität Göttingen. The HET is named in honor of its principal benefactors, William P. Hobby and Robert E. Eberly.

The Center for Exoplanets and Habitable Worlds is supported by the Pennsylvania State University, the Eberly College of Science, and the Pennsylvania Space Grant Consortium.

This research has made use of the SIMBAD database, operated at CDS (Strasbourg, France) and NASA's Astrophysics Data System Bibliographic Services.

This research has made use of the Exoplanet Orbit Database and the Exoplanet Data Explorer at [exoplanets.org](http://exoplanets.org).

## References

Adamów, M., Niedzielski, A., Villaver, E., Nowak, G., & Wolszczan, A. 2012, The Astrophysical Journal Letters, 754, L15

- Adamów, M., Niedzielski, A., Villaver, E., Wolszczan, A., & Nowak, G. 2014, *Astronomy and Astrophysics*, 569, A55
- Bakos, G. Á., Howard, A. W., Noyes, R. W., et al. 2009, *The Astrophysical Journal*, 707, 446
- Baranne, A., Mayor, M., & Poncet, J. L. 1979, *Vistas in Astronomy*, 23, 279
- Baranne, A., Queloz, D., Mayor, M., et al. 1996, *Astronomy and Astrophysics Supplement Series*, 119, 373
- Bear, E. & Soker, N. 2011, *Monthly Notices of the Royal Astronomical Society*, 411, 1792
- Bear, E. & Soker, N. 2012, *The Astrophysical Journal Letters*, 749, L14
- Bertelli, G., Girardi, L., Marigo, P., & Nasi, E. 2008, *Astronomy and Astrophysics*, 484, 815
- Bressan, A., Marigo, P., Girardi, L., et al. 2012, *Monthly Notices of the Royal Astronomical Society*, 427, 127
- Butler, R. P., Marcy, G. W., Fischer, D. A., et al. 1999, *The Astrophysical Journal*, 526, 916
- Butler, R. P., Marcy, G. W., Williams, E., et al. 1996, *Publications of the Astronomical Society of Pacific*, 108, 500
- Butler, R. P., Tinney, C. G., Marcy, G. W., et al. 2001, *The Astrophysical Journal*, 555, 410
- Campbell, B., Walker, G. A. H., & Yang, S. 1988, *The Astrophysical Journal*, 331, 902
- Carlberg, J. K., Majewski, S. R., Patterson, R. J., et al. 2011, *The Astrophysical Journal*, 732, 39
- Charbonneau, P. 1995, *The Astrophysical Journal Supplement Series*, 101, 309
- Cincunegui, C., Díaz, R. F., & Mauas, P. J. D. 2007, *Astronomy and Astrophysics*, 469, 309
- Cochran, W. D., Endl, M., McArthur, B., et al. 2004, *The Astrophysical Journal Letters*, 611, L133
- Cochran, W. D. & Hatzes, A. P. 1993, in *Astronomical Society of the Pacific Conference Series*, Vol. 36, *Planets Around Pulsars*, ed. J. A. Phillips, S. E. Thorsett, & S. R. Kulkarni, 267–273
- Copernicus, N. 1543, *De revolutionibus orbium coelestium*
- Correia, A. C. M., Udry, S., Mayor, M., et al. 2005, *Astronomy and Astrophysics*, 440, 751
- Cosentino, R., Lovis, C., Pepe, F., et al. 2012, in *Society of Photo-Optical Instrumentation Engineers (SPIE) Conference Series*, Vol. 8446, *Society of Photo-Optical Instrumentation Engineers (SPIE) Conference Series*
- Covino, E., Esposito, M., Barbieri, M., et al. 2013, *Astronomy and Astrophysics*, 554, A28
- Cox, J. P., King, D. S., & Stellingwerf, R. F. 1972, *The Astrophysical Journal*, 171, 93
- da Silva, L., Girardi, L., Pasquini, L., et al. 2006, *Astronomy and Astrophysics*, 458, 609

- Danchi, W. C. & Lopez, B. 2013, *The Astrophysical Journal*, 769, 27
- De Ridder, J., Barban, C., Baudin, F., et al. 2009, *Nature*, 459, 398
- Debes, J. H. & Sigurdsson, S. 2002, *The Astrophysical Journal*, 572, 556
- Desidera, S., Sozzetti, A., Bonomo, A. S., et al. 2013, *Astronomy and Astrophysics*, 554, A29
- do Nascimento, Jr., J. D., Canto Martins, B. L., Melo, C. H. F., Porto de Mello, G., & De Medeiros, J. R. 2003, *Astronomy and Astrophysics*, 405, 723
- Duncan, D. K., Vaughan, A. H., Wilson, O. C., et al. 1991, *The Astrophysical Journal Supplement Series*, 76, 383
- Eberhard, G. & Schwarzschild, K. 1913, *The Astrophysical Journal*, 38, 292
- Endl, M., Cochran, W. D., Hatzes, A. P., & Wittenmyer, R. A. 2011, in *American Institute of Physics Conference Series*, Vol. 1331, American Institute of Physics Conference Series, ed. S. Schuh, H. Drechsel, & U. Heber, 88–94
- Farihi, J., Hoard, D. W., & Wachter, S. 2010, *The Astrophysical Journal Supplement Series*, 190, 275
- Fekel, F. C. 1997, *Publications of the Astronomical Society of Pacific*, 109, 514
- Fellgett, P. 1955, *Optica Acta*, 2, 9
- Fischer, D. A., Marcy, G. W., Butler, R. P., et al. 2003, *The Astrophysical Journal*, 586, 1394
- Fischer, D. A., Marcy, G. W., Butler, R. P., et al. 2008, *The Astrophysical Journal*, 675, 790
- Frink, S., Mitchell, D. S., Quirrenbach, A., et al. 2002, *The Astrophysical Journal*, 576, 478
- García-Segura, G., Villaver, E., Langer, N., Yoon, S.-C., & Manchado, A. 2014, *The Astrophysical Journal*, 783, 74
- Gettel, S., Wolszczan, A., Niedzielski, A., et al. 2012a, *The Astrophysical Journal*, 756, 53
- Gettel, S., Wolszczan, A., Niedzielski, A., et al. 2012b, *The Astrophysical Journal*, 745, 28
- Gomes da Silva, J., Santos, N. C., Bonfils, X., et al. 2012, *Astronomy and Astrophysics*, 541, A9
- Goździewski, K., Konacki, M., & Maciejewski, A. J. 2003, *The Astrophysical Journal*, 594, 1019
- Goździewski, K., Maciejewski, A. J., & Migaszewski, C. 2007, *The Astrophysical Journal*, 657, 546
- Goździewski, K. & Migaszewski, C. 2006, *Astronomy and Astrophysics*, 449, 1219
- Grether, D. & Lineweaver, C. H. 2006, *The Astrophysical Journal*, 640, 1051
- Griffin, R. F. 1967, *The Astrophysical Journal*, 148, 465
- Hatzes, A. P. 2002, *Astronomische Nachrichten*, 323, 392

- Hatzes, A. P. & Cochran, W. D. 1993, *The Astrophysical Journal*, 413, 339
- Hatzes, A. P., Cochran, W. D., Endl, M., et al. 2006, *Astronomy and Astrophysics*, 457, 335
- Hatzes, A. P., Cochran, W. D., Endl, M., et al. 2003, *The Astrophysical Journal*, 599, 1383
- Hatzes, A. P., Guenther, E. W., Endl, M., et al. 2005, *Astronomy and Astrophysics*, 437, 743
- Hébrard, G., Almenara, J.-M., Santerne, A., et al. 2013, *Astronomy and Astrophysics*, 554, A114
- Høg, E., Fabricius, C., Makarov, V. V., et al. 2000, *Astronomy and Astrophysics*, 355, L27
- Huber, D., Carter, J. A., Barbieri, M., et al. 2013, *Science*, 342, 331
- Isaacson, H. & Fischer, D. 2010, *The Astrophysical Journal*, 725, 875
- Johnson, J. A., Clanton, C., Howard, A. W., et al. 2011a, *The Astrophysical Journal Supplement Series*, 197, 26
- Johnson, J. A., Fischer, D. A., Marcy, G. W., et al. 2007, *The Astrophysical Journal*, 665, 785
- Johnson, J. A., Payne, M., Howard, A. W., et al. 2011b, *The Astronomical Journal*, 141, 16
- Jørgensen, B. R. & Lindegren, L. 2005, *Astronomy and Astrophysics*, 436, 127
- Kallinger, T., Mosser, B., Hekker, S., et al. 2010, *Astronomy and Astrophysics*, 522, A1
- Kjeldsen, H. & Bedding, T. R. 1995, *Astronomy and Astrophysics*, 293, 87
- Kopparapu, R. K., Ramirez, R., Kasting, J. F., et al. 2013, *The Astrophysical Journal*, 765, 131
- Kuerster, M., Schmitt, J. H. M. M., Cutispoto, G., & Dennerl, K. 1997, *Astronomy and Astrophysics*, 320, 831
- Lee, B.-C., Mkrtichian, D. E., Han, I., Kim, K.-M., & Park, M.-G. 2011, *Astronomy and Astrophysics*, 529, A134
- Lissauer, J. J., Fabrycky, D. C., Ford, E. B., et al. 2011, *Nature*, 470, 53
- Lomb, N. R. 1976, *Astrophysics and Space Sciences*, 39, 447
- Lopez, B., Schneider, J., & Danchi, W. C. 2005, *The Astrophysical Journal*, 627, 974
- Lovis, C. & Mayor, M. 2007, *Astronomy and Astrophysics*, 472, 657
- Lovis, C., Ségransan, D., Mayor, M., et al. 2011, *Astronomy and Astrophysics*, 528, A112
- Ma, B. & Ge, J. 2014, *Monthly Notices of the Royal Astronomical Society*, 439, 2781
- Maciejewski, G., Niedzielski, A., Wolszczan, A., et al. 2013, *The Astronomical Journal*, 146, 147
- Marcy, G. W. & Butler, R. P. 1992, *Publications of the Astronomical Society of Pacific*, 104, 270

- Marcy, G. W. & Butler, R. P. 1996, *The Astrophysical Journal Letters*, 464, L147
- Marcy, G. W. & Butler, R. P. 2000, *Publications of the Astronomical Society of Pacific*, 112, 137
- Marcy, G. W., Butler, R. P., Vogt, S. S., et al. 2005, *The Astrophysical Journal*, 619, 570
- Marcy, G. W., Butler, R. P., Vogt, S. S., et al. 2001, *The Astrophysical Journal*, 555, 418
- Markwardt, C. B. 2009, in *Astronomical Society of the Pacific Conference Series*, Vol. 411, *Astronomical Data Analysis Software and Systems XVIII*, ed. D. A. Bohlender, D. Durand, & P. Dowler, 251
- Mayor, M., Pepe, F., Queloz, D., et al. 2003, *The Messenger*, 114, 20
- Mayor, M. & Queloz, D. 1995, *Nature*, 378, 355
- Meschiari, S., Wolf, A. S., Rivera, E., et al. 2009, *Publications of the Astronomical Society of Pacific*, 121, 1016
- Mordasini, C., Alibert, Y., & Benz, W. 2009, *Astronomy and Astrophysics*, 501, 1139
- Mortier, A., Santos, N. C., Sousa, S. G., et al. 2013, *Astronomy and Astrophysics*, 557, A70
- Mosser, B., Dziembowski, W. A., Belkacem, K., et al. 2013, *Astronomy and Astrophysics*, 559, A137
- Murdoch, K. A., Hearnshaw, J. B., & Clark, M. 1993, *The Astrophysical Journal*, 413, 349
- Mustill, A. J., Veras, D., & Villaver, E. 2014, *Monthly Notices of the Royal Astronomical Society*, 437, 1404
- Niedzielski, A., Goździewski, K., Wolszczan, A., et al. 2009a, *The Astrophysical Journal*, 693, 276
- Niedzielski, A., Konacki, M., Wolszczan, A., et al. 2007, *The Astrophysical Journal*, 669, 1354
- Niedzielski, A., Nowak, G., Adamów, M., & Wolszczan, A. 2009b, *The Astrophysical Journal*, 707, 768
- Niedzielski, A. & Wolszczan, A. 2008a, in *IAU Symposium*, Vol. 249, *IAU Symposium*, ed. Y.-S. Sun, S. Ferraz-Mello, & J.-L. Zhou, 43–47
- Niedzielski, A. & Wolszczan, A. 2008b, in *Astronomical Society of the Pacific Conference Series*, Vol. 398, *Extreme Solar Systems*, ed. D. Fischer, F. A. Rasio, S. E. Thorsett, & A. Wolszczan, 71
- Nordström, B., Mayor, M., Andersen, J., et al. 2004, *Astronomy and Astrophysics*, 418, 989
- Nowak, G. 2012, PhD thesis, Nicolaus Copernicus Univ., Toruń, Poland
- Nowak, G., Niedzielski, A., Wolszczan, A., Adamów, M., & Maciejewski, G. 2013, *The Astrophysical Journal*, 770, 53



- Noyes, R. W., Hartmann, L. W., Baliunas, S. L., Duncan, D. K., & Vaughan, A. H. 1984, *The Astrophysical Journal*, 279, 763
- Pepe, F., Cameron, A. C., Latham, D. W., et al. 2013, *Nature*, 503, 377
- Pepe, F., Mayor, M., Galland, F., et al. 2002, *Astronomy and Astrophysics*, 388, 632
- Perryman, M. A. C. & ESA, eds. 1997, *ESA Special Publication*, Vol. 1200, *The HIPPARCOS and TYCHO catalogues. Astrometric and photometric star catalogues derived from the ESA HIPPARCOS Space Astrometry Mission*
- Pojmanski, G. 2002, *Acta Astronomica*, 52, 397
- Queloz, D. 1995, in *IAU Symposium*, Vol. 167, *New Developments in Array Technology and Applications*, ed. A. G. D. Philip, K. Janes, & A. R. Upgren, 221
- Ramsey, L. W., Adams, M. T., Barnes, T. G., et al. 1998, in *Society of Photo-Optical Instrumentation Engineers (SPIE) Conference Series*, Vol. 3352, *Society of Photo-Optical Instrumentation Engineers (SPIE) Conference Series*, ed. L. M. Stepp, 34–42
- Reffert, S. & Quirrenbach, A. 2011, *Astronomy and Astrophysics*, 527, A140
- Reffert, S., Quirrenbach, A., Mitchell, D. S., et al. 2006, *The Astrophysical Journal*, 652, 661
- Robertson, P., Endl, M., Cochran, W. D., & Dodson-Robinson, S. E. 2013, *The Astrophysical Journal*, 764, 3
- Rowe, J. F., Bryson, S. T., Marcy, G. W., et al. 2014, *The Astrophysical Journal*, 784, 45
- Saar, S. H. & Donahue, R. A. 1997, *The Astrophysical Journal*, 485, 319
- Sato, B., Ando, H., Kambe, E., et al. 2003, *The Astrophysical Journal Letters*, 597, L157
- Sato, B., Omiya, M., Harakawa, H., et al. 2012, *Publications of the Astronomical Society of Japan*, 64, 135
- Sato, B., Omiya, M., Wittenmyer, R. A., et al. 2013, *The Astrophysical Journal*, 762, 9
- Scargle, J. D. 1982, *The Astrophysical Journal*, 263, 835
- Setiawan, J., Hatzes, A. P., von der L  he, O., et al. 2003a, *Astronomy and Astrophysics*, 398, L19
- Setiawan, J., Pasquini, L., da Silva, L., von der L  he, O., & Hatzes, A. 2003b, *Astronomy and Astrophysics*, 397, 1151
- Shetrone, M., Cornell, M. E., Fowler, J. R., et al. 2007, *Publications of the Astronomical Society of Pacific*, 119, 556
- Stamatellos, D. & Whitworth, A. P. 2009, *Monthly Notices of the Royal Astronomical Society*, 392, 413
- Stumpff, P. 1980, *Astronomy and Astrophysics Supplement Series*, 41, 1
- Tull, R. G. 1998, in *Society of Photo-Optical Instrumentation Engineers (SPIE) Conference Series*, Vol. 3355, *Society of Photo-Optical Instrumentation Engineers (SPIE) Conference Series*, ed. S. D’Odorico, 387–398

- Udry, S., Bonfils, X., Delfosse, X., et al. 2007, *Astronomy and Astrophysics*, 469, L43
- Valenti, J. A. & Piskunov, N. 1996, *Astronomy and Astrophysics Supplement Series*, 118, 595
- Veras, D. & Mustill, A. J. 2013, *Monthly Notices of the Royal Astronomical Society*, 434, L11
- Villaver, E. & Livio, M. 2007, *The Astrophysical Journal*, 661, 1192
- Villaver, E. & Livio, M. 2009, *The Astrophysical Journal Letters*, 705, L81
- Villaver, E., Livio, M., Mustill, A. J., & Siess, L. 2014, *The Astrophysical Journal*, 794, 3
- Vogt, S. S., Marcy, G. W., Butler, R. P., & Apps, K. 2000, *The Astrophysical Journal*, 536, 902
- Vogt, S. S., Penrod, G. D., & Hatzes, A. P. 1987, *The Astrophysical Journal*, 321, 496
- Walker, G. A. H., Bohlender, D. A., Walker, A. R., et al. 1992, *The Astrophysical Journal Letters*, 396, L91
- Walker, G. A. H., Yang, S., Campbell, B., & Irwin, A. W. 1989, *The Astrophysical Journal Letters*, 343, L21
- Wolszczan, A. & Frail, D. A. 1992, *Nature*, 355, 145
- Wood, P. R., Alcock, C., Allsman, R. A., et al. 1999, in *IAU Symposium*, Vol. 191, *Asymptotic Giant Branch Stars*, ed. T. Le Bertre, A. Lebre, & C. Waelkens, 151
- Wright, J. T. & Howard, A. W. 2009, *The Astrophysical Journal Supplement Series*, 182, 205
- Wright, J. T., Marcy, G. W., Fischer, D. A., et al. 2007, *The Astrophysical Journal*, 657, 533
- Zieliński, P., Niedzielski, A., Wolszczan, A., Adamów, M., & Nowak, G. 2012, *Astronomy and Astrophysics*, 547, A91