

## Scaling in bidirectional platoons with dynamic controllers and proportional asymmetry

Ivo Herman, Dan Martinec, Zdeněk Hurák and Michael Sebek

**Abstract**—We consider platoons composed of identical vehicles with an asymmetric nearest-neighbor interaction. We restrict ourselves to intervehicular coupling realized with dynamic arbitrary-order onboard controllers such that the coupling to the immediately preceding vehicle is proportional to the coupling to the immediately following vehicle. Each vehicle is modeled using a transfer function and we impose no restriction on the order of the vehicle. The platoon is described by a transfer function in a convenient product form. We investigate how the  $H_\infty$  norm and the steady-state gain of the platoon scale with the number of vehicles. We conclude that if the open-loop transfer function of the vehicle contains two or more integrators and the Fiedler eigenvalue of the graph Laplacian is uniformly bounded from below, the norm scales exponentially with the growing distance in the graph. If there is just one integrator in the open loop, we give a condition under which the norm of the transfer function is bounded by its steady-state gain—the platoon is string-stable. Moreover, we argue that in this case it is always possible to design a controller for the extreme asymmetry—the predecessor following strategy.

**Index Terms**—Vehicular platoon, string stability, asymmetric control, scaling, transfer functions.

### I. INTRODUCTION

Vehicular platoons are chains of automatic cars that are supposed to travel with tight spacing in a highway lane. They are expected to increase the safety and capacity of highways. A number of theoretical results are available in the literature, but experiments with short vehicular platoons were described too [1] (PATH project) or [2] (SARTRE project). Majority of the practical results rely on intervehicular communication. The most commonly adopted approaches are *Cooperative Adaptive Cruise Control* (CACC) [1], [3], *leader following* [4] and *leader's velocity transmission* [5], [6]. However, the communication can be delayed, disturbed or even denied by an intruder.

In the absence of intervehicular communication, the only available information is the one measured by the onboard sensors, especially the intervehicular distances. It turns out that certain properties of such platoons need not scale well for a growing number of vehicles. Among the strategies, the *time-headway policy* is scalable [7] but the platoon's length grows with the speed of the leader. Among fixed-distance approaches such as the *predecessor following* and *symmetric or asymmetric bidirectional control*, an unpleasant phenomenon known as *string instability* can occur. This means that a disturbance affecting a given vehicle can be amplified as it propagates along the platoon (string) of vehicles. For the predecessor following strategy, string instability occurs for an arbitrary model of a vehicle as long as there are at least two integrators in the open loop [8]. If measurements of the distance from both the immediately preceding and the immediately following vehicles are available, we call the corresponding control bidirectional. In this paper we are going to revolve around the role of asymmetry of bidirectional coupling.

Recent works suggest that in a bidirectional platoon with second-order open-loop dynamics, a good trade-off between the settling time and peaks in the transient response can be achieved if the asymmetry of coupling is imposed differently on the measured intervehicular distances and their first derivatives—relative velocities. However, these results are only obtained by numerical simulations [9] or the

results are based on reasonable conjectures [10]. Moreover, they are valid only for particular system models—double integrators. No general knowledge is available so far.

In contrast, if the coupling assumes identical asymmetry for both the distances and their first derivatives, a nonzero lower bound on the formation eigenvalues can be achieved [5]. This guarantees controllability [6] of the formation of an arbitrary size. On the other hand, for a double integrator model, the  $H_\infty$  norm of a particular transfer function related to disturbance attenuation grows exponentially in the number of vehicles [11]. Later this bad scaling was attributed to the presence of the uniform bound on eigenvalues if there are at least two integrators in the open loop [12]. Hence, the uniform boundedness of eigenvalues plausible from the perspective of faster transient response must be paid for by very bad scaling in the frequency domain.

If symmetric coupling is implemented, the norm grows only linearly [13], [14] but the step response suffers from very long transients—the eigenvalues get arbitrarily close to the origin. This can be alleviated using a wave-absorbing controller implemented on either end of the platoon [15]. Finally, it is also the sensitivity of the platoon to the noise that depends on the number of integrators in the open loop [16].

In this paper we consider platoons composed of identical vehicles with an asymmetric nearest-neighbor interaction. We restrict ourselves to the case when the coupling to the immediately preceding vehicle is proportional to the coupling to the immediately following vehicle (see eq. (1)). Each vehicle is modeled by a transfer function and we impose no restriction on the order or structure of the model.

We investigate how the  $H_\infty$  norm and the steady-state gain of the platoon scale with the number of vehicles. If the vehicle contains two or more integrators and the eigenvalues of the graph Laplacian are uniformly bounded from below, the norm scales exponentially with the growing distance in the graph (Sec. IV-A). If there is just one integrator in the open loop, we give a condition under which the norm of the transfer function is bounded by its steady-state gain—the platoon is string-stable (Sec. IV-B). In addition, in this case it is possible to design a string-stable controller for the extreme asymmetry—the predecessor following strategy, which offers some implementation advantages compared to general asymmetric bidirectional control (see Sec. IV-C).

The novelty is that our results hold for an *arbitrary LTI model* (order and structure) of the individual vehicle. Thus, we do not limit ourselves to a single or double integrator as in [5], [6], [9], [11], [16]. In fact, our work generalizes those results to arbitrary transfer function models of individual vehicles. The main distinguishing feature is the number of integrators in the open loop. We extend the result on exponential scaling from our paper [12] to an arbitrary transfer function in the formation. Moreover, we add a discussion of scaling when only one integrator in the open loop is present in the agent model and also a steady-state gain is analyzed. This paper therefore should give a broader qualitative overview of what is achievable with proportional asymmetry for general vehicle models.

### II. VEHICLE AND PLATOON MODELLING

Consider  $N$  identical vehicles indexed as  $i = 1, 2, \dots, N$ , with  $i = 1$  corresponding to the platoon leader. The leader drives independently of the platoon. The vehicles have identical transfer functions  $G(s) = \frac{b(s)}{a(s)}$  of an arbitrary type and order with positions  $y_i$  as the outputs. The input to the vehicle is produced by a dynamic controller  $R(s) = \frac{q(s)}{p(s)}$ . The open-loop model  $M(s) = R(s)G(s) = \frac{b(s)q(s)}{a(s)p(s)}$  is a series connection of the controller and the vehicle models.

The authors are with the Faculty of Electrical Engineering (the first two are doctoral students), Czech Technical University in Prague. E-mail: ivo.herman@fel.cvut.cz. Supported by Czech Science Foundation within GACR 13-06894S (I. H.).

**Definition 1** (Number of integrators in the open loop). Let the open-loop model be factored as  $M(s) = 1/s^\eta \bar{M}(s)$  with  $\bar{M}(0) < \infty$ . Then  $\eta \in \mathbb{N}_0$  is the number of integrators in the open loop.

The number  $\eta$  is also known as *type number* of the system. For instance, the model  $M(s) = \frac{1}{s(s+a)}$  is a system with one integrator in the open loop and  $M(s) = \frac{s+1}{s^2(s+b)}$  has  $\eta = 2$ . We call the well-known cases with  $\bar{M}(s) = 1$  a single-integrator system for  $\eta = 1$  and a double-integrator system for  $\eta = 2$ , respectively.

The input to the controller is the combined front and rear intervehicular spacing error

$$e_i = (y_{i-1} - y_i) - \epsilon_i(y_i - y_{i+1}) + r_i. \quad (1)$$

We call the nonnegative weight  $\epsilon_i$  of the rear spacing error the *constant of bidirectionality*. The general external input  $r_i$  can represent, for instance, a measurement noise or a reference such as the reference distance  $d_{\text{ref}}$ . In such a case  $r_i = -d_{\text{ref}} + \epsilon_i d_{\text{ref}}$  and the distances  $\Delta_i = y_{i-1} - y_i$  are regulated to  $d_{\text{ref}}$ . The leader's control input is just  $r_1$  and the controller of the trailing vehicle has the input  $e_N = (y_{N-1} - y_N) + r_N$ . Since we use a dynamic controller, the control law can also access the relative velocity and other derivatives of the distances (for instance by using a PD controller  $R(s) = \alpha s + \beta$ ).

#### A. Laplacian properties

The regulation errors in (1) are given in a vector form as  $e = -Ly + r$  with  $e = [e_1, \dots, e_N]^T$ ,  $y = [y_1, \dots, y_N]^T$  and  $r = [r_1, \dots, r_N]^T$ . The matrix  $L = [l_{ij}] \in \mathbb{R}^{N \times N}$  is the Laplacian of a path graph and has the following structure

$$L = \begin{bmatrix} 0 & 0 & 0 & 0 & \dots \\ -1 & 1 + \epsilon_2 & -\epsilon_2 & 0 & \dots \\ \vdots & \vdots & \vdots & \ddots & \vdots \\ 0 & \dots & -1 & 1 + \epsilon_{N-1} & -\epsilon_{N-1} \\ 0 & \dots & 0 & -1 & 1 \end{bmatrix} \quad (2)$$

It is a non-symmetric tridiagonal matrix. Next we state some useful properties of  $L$ , mainly taken from the literature.

**Lemma 1.** *Laplacian  $L$  in (2) and its eigenvalues  $\lambda_i$  have the following properties:*

- The eigenvalues  $\lambda_i$  are all real and  $\lambda_i \geq 0$ ,  $\forall i$ .
- With the eigenvalues ordered as  $\lambda_1 \leq \lambda_2 \leq \dots \leq \lambda_N$ , the smallest eigenvalue  $\lambda_1 = 0$  and this eigenvalue is simple.
- The eigenvalues are upper-bounded by  $\lambda_{\max}$ , that is,  $\lambda_i \leq \lambda_{\max} \leq 2 \max(l_{ii})$ .
- Let  $L_r$  be the matrix obtained from  $L$  by deleting the first row and the first column (both correspond to the leader). Then  $\lambda_i(L) = \lambda_i(L_r)$  for all  $\lambda_i \neq 0$ .
- Suppose that  $\epsilon_i \leq \epsilon_{\max} < 1 \forall i$ . Then the nonzero eigenvalues  $\lambda_2, \dots, \lambda_N$  are upper-bounded by  $\lambda_i \leq \lambda_{\max} = 2(1 + \epsilon_{\max})$ ,  $\forall i \geq 1$  and lower-bounded by

$$\lambda_i \geq \lambda_{\min} \geq \frac{1}{2} \frac{(1 - \epsilon_{\max})^2}{1 + \epsilon_{\max}} > 0, \quad \forall i \geq 2. \quad (3)$$

The bounds are uniform, that is, they do not depend on  $N$ .

- Let  $L_k$  be a matrix obtained from  $L$  by deleting  $k$ th row and column. Let the eigenvalues of  $L_k$ ,  $1 < k < n$ , be  $\mu_1 < \mu_2 < \dots < \mu_{n-1}$ . Then

$$\lambda_{j+2} \geq \mu_j \geq \lambda_j, \quad j = 1, 2, \dots, N - 2. \quad (4)$$

*Proof:* The properties a)-d) are discussed in [12, Lem. 1], e) is proved in [12, Thm. 1]. The statement f) follows from [17, Thm. 5.5.6], which gives conditions of interlacing for totally nonnegative

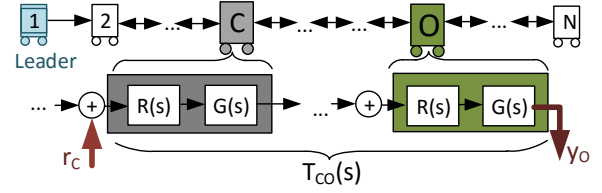


Fig. 1: Block diagram showing the transfer function  $T_{CO}(s)$ .

matrices.  $L$  is similar to a totally nonnegative matrix [17, pp. 6,7]. Both  $L$  and  $L_k$  can be transformed to totally nonnegative matrices using similarity transform with signature matrices  $S = \text{diag}[1, -1, \dots, 1, -1]$ . The results are  $|L|$  and  $|L_k|$  with the absolute values taken element-wise. Since  $|L_k|$  is a principal submatrix of  $|L|$ , interlacing occurs. Since  $L$  is similar to  $|L|$  and  $L_k$  to  $|L_k|$ , their eigenvalues interlace. ■

The property e) is an instance of uniform boundedness—the lower bound on eigenvalues  $\lambda_{\min} > 0$  does not depend on  $N$  [5], [11], [12]. Applying f) repeatedly, the interlacing holds for any principal submatrix. The eigenvalue  $\lambda_2$  is known as the Fiedler eigenvalue.

**Remark 1.** In [12] we considered a more general model with different controller weight  $\mu_i$  for each vehicle such that  $L_\mu = WL$ ,  $W = \text{diag}[\mu_1, \mu_2, \dots, \mu_N]$ . For the clarity of presentation we restricted ourselves here to  $L$  in (2) and  $\mu_i = 1 \forall i$ , although all the results (apart from the steady-state gain) would remain unchanged.

#### B. Transfer functions

We are interested in how the vector of external inputs  $r$  (acting at the inputs of the controller) affects the vector of positions  $y$  of vehicles. This is in general described by a transfer function matrix  $y(s) = \mathbf{T}(s)r(s)$ . The  $(O, C)$ th element of matrix  $\mathbf{T}(s)$  is denoted by  $T_{CO}(s) = \frac{y_O(s)}{r_C(s)}$ ,  $C = 1, \dots, N$ ,  $O = 1, \dots, N$ . The transfer function  $T_{CO}(s)$  therefore describes the effect of the external input  $r_C$  acting at a vehicle indexed  $C$  (called a *control vehicle*) on the position  $y_O$  of the vehicle with an index  $O$  (called an *output vehicle*)—see Fig. 1. We will be interested in how its  $\mathcal{H}_\infty$  norm defined as  $\|T_{CO}(s)\|_\infty = \sup_{\omega > 0} |T_{CO}(j\omega)|$  scales with a growing number  $N$  of vehicles and the distance  $d_{CO}$  in a graph. We use the statement “from  $C$  to  $O$ ” with the meaning of “from the input  $r_C$  of the vehicle  $C$  to the output  $y_O$  of the vehicle  $O$ ”. The indices  $C$  and  $O$  can be chosen arbitrarily. Note that due to bidirectional architecture, for any selection of  $C, O$  the transfer function  $T_{CO}(s)$  depends on the whole formation.

Since the graph of a platoon is a path graph, there is only one directed path from the node  $C$  to the node  $O$ . This path is a sequence of edges with the weights  $w_{i,j}$ . The weight of the path is  $w_{CO} = \prod_{j=C}^{O-1} w_{j,j+1}$ . In our case  $w_{i,i+1} = 1$  and  $w_{i+1,i} = \epsilon_i$ , so

$$w_{CO} = \begin{cases} 1 & \text{for } C \leq O, \\ \prod_{i=C}^{O-1} \epsilon_i & \text{for } C > O. \end{cases} \quad (5)$$

The number of edges on the directed path from the node  $C$  to the node  $O$  is called the graph distance  $d_{CO}$  between  $C$  and  $O$ . We use the following product form of  $T_{CO}(s)$  that we derived in [18, Thm. 5]

$$T_{CO}(s) = w_{CO} \frac{[b(s)q(s)]^{d_{CO}+1} \prod_{i=1}^{N-d_{CO}-1} [a(s)p(s) + \gamma_i b(s)q(s)]}{\prod_{i=1}^N [a(s)p(s) + \lambda_j b(s)q(s)]}, \quad (6)$$

where  $\lambda_j$  is the  $j$ th eigenvalue of  $L$ . The coefficients  $\gamma_i \in \mathbb{R}$ ,  $\gamma_i \leq \gamma_{i+1}$ , are the eigenvalues of the matrix  $\hat{L} \in \mathbb{R}^{N-d_{CO}-1 \times N-d_{CO}-1}$  that is obtained from  $L$  by deleting all the rows and columns corresponding to the nodes on the path from  $C$  to  $O$ , see [18, Thm.

10]. Note that  $\hat{L}$  is a principal submatrix of  $L$ , hence interlacing in the sense of Lemma 1 f) holds. For instance, for a formation with  $C = 3$ ,  $O = 4$  and  $N = 5$ , we delete the third and the fourth rows and columns of  $L$  to get  $\hat{L}$  with the eigenvalues  $\gamma_i = [0, 1, 1 + \epsilon_2]$ ,

$$L = \begin{bmatrix} 0 & 0 & 0 & 0 & 0 \\ -1 & 1 + \epsilon_2 & -\epsilon_2 & 0 & 0 \\ 0 & -1 & 1 + \epsilon_3 & -\epsilon_3 & 0 \\ 0 & 0 & -1 & 1 + \epsilon_4 & -\epsilon_4 \\ 0 & 0 & 0 & -1 & 1 \end{bmatrix} \implies \hat{L} = \begin{bmatrix} 0 & 0 & 0 \\ -1 & 1 + \epsilon_2 & 0 \\ 0 & 0 & 1 \end{bmatrix}. \quad (7)$$

Using the statement d) in Lemma 1, we can exclude the leader from the formation (and also get rid of  $\lambda_1 = 0$  and  $\gamma_1 = 0$ ). Whenever we analyze a transfer-function norm, we will work with  $L_r$  and all the indices will start from 2. The leader can be again included afterwards by multiplying the transfer function  $T_{CO}(s)$  by  $M(s)$ .

**Remark 2.** Throughout the paper we assume that the overall system is asymptotically stable for all  $N$ . It follows from (6) that the polynomial  $a(s)p(s) + \lambda_j b(s)q(s)$  must be stable for any  $\lambda_j \in [\lambda_{\min}, \lambda_{\max}]$ ,  $\lambda_j \in \mathbb{R}$  (similarly to [19]). Note that  $a(s)p(s) + \lambda_j b(s)q(s)$  is a standard form for the denominator in the root-locus theory for the system  $\lambda_j M(s)$  with the gain  $\lambda_j$ . Thus, we just need to stabilize the single-agent system  $\lambda_j M(s)$  for a bounded interval of the real gain  $\lambda_j \in [\lambda_{\min}, \lambda_{\max}]$ . If  $\lambda_{\min} > 0$ , we can stabilize even a formation of unstable agents. From (4) it follows that also  $\gamma_i \in [\lambda_{\min}, \lambda_{\max}]$ ,  $\forall i$ , so if the system is asymptotically stable, all its zeros are in the left half-plane too.

### III. STEADY-STATE GAIN OF TRANSFER FUNCTIONS

Besides the  $\mathcal{H}_\infty$  norm, another important control-related characteristic of a platoon is the steady-state gain  $T_{CO}(0)$ . By the internal model principle [20] we assume that  $\eta \geq 1$  to enable the vehicles to track the leader's constant velocity. With at least one integrator in  $M(s)$  we get  $a(0)p(0) = 0$ . After excluding the leader, the steady-state gain follows from (6) as

$$\begin{aligned} T_{CO}(0) &= w_{CO} \frac{[b(0)q(0)]^{d_{CO}+1} \prod_{i=2}^{N-d_{CO}-1} [\gamma_i b(0)q(0)]}{\prod_{j=2}^N [\lambda_j b(0)q(0)]} \\ &= w_{CO} \frac{\prod_{i=2}^{N-d_{CO}-1} \gamma_i}{\prod_{j=2}^N \lambda_j}. \end{aligned} \quad (8)$$

This shows that the steady-state gain *does not depend on the dynamic model* of an individual agent, it is only a function of the structure of the network ( $\lambda_j$  and  $\gamma_i$  are both obtained from  $L$ ). We can now apply the previous result to get the steady-state gain of the transfer function  $T_{CO}(s)$  in vehicular platoons.

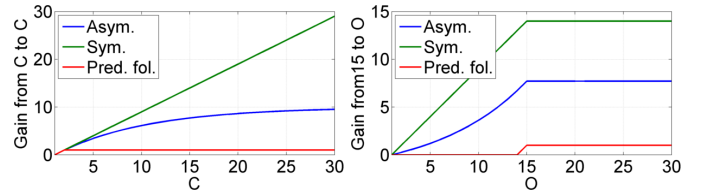
**Theorem 1.** *The steady-state gain of the platoon is given by*

$$T_{CO}(0) = \begin{cases} w_{CO} \left( 1 + \sum_{i=1}^{C-2} \prod_{j=1}^i \epsilon_{C-j} \right) & \text{for } C \leq O \\ w_{CO} \left( 1 + \sum_{i=1}^{O-2} \prod_{j=1}^i \epsilon_{O-j} \right) & \text{for } O < C \end{cases} \quad (9)$$

The proof is in Appendix A. Note that for  $C \leq O$ , the steady-state gain does not depend on  $O$  as  $w_{CO} = 1$  for  $C \leq O$ . We can discuss several cases relevant for the platoon control.

**Corollary 1.** *If there is  $\epsilon_{\max}$  such that  $\epsilon_i \leq \epsilon_{\max} < 1 \forall i$ , then  $T_{CO}(0)$  is upper bounded as  $T_{CO}(0) \leq \frac{1}{1-\epsilon_{\max}}$ . This holds for all  $N$  and for all  $C, O$ .*

*Proof:* We can bound the product in (9) as  $\prod_{j=1}^i \epsilon_{C-j} \leq \epsilon_{\max}^i$ . Then  $T_{CO}(0) \leq w_{CO} \left( 1 + \sum_{i=1}^{C-2} \epsilon_{\max}^i \right) \leq w_{CO} \frac{1}{1-\epsilon_{\max}}$ , since  $\sum_{i=0}^{\infty} \epsilon_{\max}^i = \frac{1}{1-\epsilon_{\max}}$ . The same holds for



(a) Varying  $C$  and  $O$ ,  $O = C$ .

(b) Fixed  $C = 15$ , varying  $O$ .

Fig. 2: Steady-state gains for different choices of  $C$  and  $O$  and for asymmetry  $\epsilon = 0.9$ .

$w_{CO} \left( 1 + \sum_{i=1}^{O-2} \prod_{j=1}^i \epsilon_{O-j} \right) \leq w_{CO} \frac{1}{1-\epsilon_{\max}}$ . If  $C \leq O$ , then  $w_{CO} = 1$ . If  $C > O$ , then  $w_{CO} = \prod_{i=C-O}^O \epsilon_i \leq \epsilon_{\max}^{d_{CO}} < 1$ . Therefore,  $T_{CO}(0) \leq w_{CO} \frac{1}{1-\epsilon_{\max}} \leq \frac{1}{1-\epsilon_{\max}}$ . ■

The bound on  $T_{CO}(0)$  for the predecessor-following control strategy is one (note  $\epsilon_{\max} = 0$ ), which is the minimum amidst all control strategies. For the symmetric bidirectional control we use (9) to get the steady-state gain equal to  $C-1$ , which shows that it is unbounded in  $N$ . This can be explained by the fact that all the vehicles ahead of the vehicle  $C$  have to increase the distance to neighbors by one. The steady-state gains for a fixed control node and a varying output node for several strategies are in Fig. 2b, while the gain from  $C$  to  $C$  is in Fig. 2a. Although the gain grows with  $C$ , for a fixed  $C$ , it does not grow with the number  $N$  of agents.

One might also be interested in the change of the intervehicular distance  $\Delta_o = y_{o-1} - y_o$  as an effect of the input  $r_C$ . Then  $T_\Delta(s) = \frac{\Delta_o(s)}{r_C(s)} = T_{C,O-1}(s) - T_{C,O}(s)$ . Using (9) and (5), its steady-state gain is  $T_\Delta(0) = 0$  for  $O \geq C$  and  $T_\Delta(0) = -\prod_{i=O}^{C-1} \epsilon_i$  for  $O \leq C$ . This means that all the vehicles ahead of  $C$  have to increase their steady-state distances (unless  $\epsilon_i = 0, \forall i$ ), while distances of the cars behind  $C$  remain unchanged. In asymmetric control with  $\epsilon_i \leq \epsilon_{\max} < 1 \forall i$  the change in distance will be less than one since  $\prod_{i=O}^{C-1} \epsilon_i < 1$ .

### IV. SCALING OF $\mathcal{H}_\infty$ NORMS IN PLATOONS

In this section we investigate how the  $\mathcal{H}_\infty$  norm of an arbitrary transfer function  $T_{CO}(s)$  changes when more vehicles are added ( $N$  grows). Define two types of transfer functions

$$T_j(s) = \frac{\lambda_j b(s)q(s)}{a(s)p(s) + \lambda_j b(s)q(s)}, \quad Z_{ij}(s) = \frac{a(s)p(s) + \gamma_i b(s)q(s)}{a(s)p(s) + \lambda_j b(s)q(s)}. \quad (10)$$

From the product (6), we can form  $d_{CO} + 1$  transfer functions of type  $T_j(s)$  and  $N - d_{CO} - 1$  of type  $Z_{ij}(s)$ , up to the gain. Let  $T_{\min}(s)$  be the transfer function of the closed-loop system

$$T_{\min}(s) = \frac{\lambda_{\min} b(s)q(s)}{a(s)p(s) + \lambda_{\min} b(s)q(s)} \quad (11)$$

with  $\lambda_{\min}$  acting as a proportional gain ( $\lambda_{\min} > 0$  is the lower bound on  $\lambda_i, i \geq 2$ ). Similarly, for the upper bound on eigenvalues  $\lambda_{\max}$  let  $T_{\max}(s)$  be the corresponding closed loop. Note that  $|T_j(0)| = 1$  due to at least one integrator in the open loop, hence  $\|T_j(s)\|_\infty \geq 1$ . The next technical Lemma is proved in Appendix B.

**Lemma 2.** *Let  $\lambda_j M(j\omega_0) = \alpha_j + j\beta_j$  for some frequency  $\omega_0 > 0$ ,  $\alpha_j, \beta_j \in \mathbb{R}$ ,  $j = \sqrt{-1}$ . Then*

- If  $|T_i(j\omega_0)| > 1$ , then  $|T_j(j\omega_0)| > 1 \quad \forall \lambda_j \geq \lambda_i$  and  $\alpha_j < -1/2$ .
- If  $|T_i(j\omega_0)| \leq 1$ , then  $|T_j(j\omega_0)| \leq 1 \quad \forall \lambda_j \leq \lambda_i$  and  $\alpha_j \geq -1/2$ .
- $|Z_{ij}(j\omega_0)| \geq |Z_{ij}(0)|$  for  $\{\alpha_j \leq -1 \text{ and } \gamma_i \geq \lambda_j\}$
- $|Z_{ij}(j\omega_0)| \geq |Z_{ij}(0)|$  for  $\{-1 < \alpha_j \leq -\frac{1}{2} \text{ and } \gamma_i \leq \lambda_j\}$
- $|Z_{ij}(j\omega_0)| \leq |Z_{ij}(0)|$  for  $\{\alpha_j > -\frac{1}{2} \text{ and } \gamma_i \geq \lambda_j\}$

### A. Exponential growth

It was proven in [12] that the response of the last vehicle grows exponentially in  $N$  due to the presence of a uniform nonzero lower bound on the eigenvalues. However, the analysis was done only for one transfer function in the platoon and one input—the movement of the leader. The next theorem proven in Appendix C extends the exponential scaling to an arbitrary transfer function in a finite platoon. The test involves only the closed-loop  $T_{\min}(s)$  of an individual agent.

**Theorem 2.** *If  $\|T_{\min}(s)\|_{\infty} > 1$  and the eigenvalues of  $L$  are uniformly bounded from zero, then there are two real constants  $0 < \xi \leq 1$  and  $\zeta > 1$  depending only on  $\lambda_{\min}, \lambda_{\max}$  and  $M(s)$  such that  $\|T_{CO}(s)\|_{\infty} > \zeta^{d_{CO}} T_{CO}(0) \xi^2$ . That is, the norm  $\|T_{CO}(s)\|_{\infty}$  grows exponentially with the graph distance  $d_{CO}$ .*

The effect of the input  $r_C$  applied at the control node gets exponentially amplified with the graph distance between  $C$  and  $O$ . Hence, it is amplified as it propagates further from the control node even in a platoon with fixed  $N$ . Figure 3 shows scaling for a third-order model with varying asymmetry in a given range. If  $O < C$ , then  $T_{CO}(0)$  given in (9) might decrease faster than  $\zeta^{d_{CO}}$  grows and the norm might be less than one (Fig. 3c). If  $C \leq O$ , then  $\|T_{CO}(s)\|_{\infty} \gg 1$  for large  $d_{CO}$  (Fig. 3a). In Fig. 3b we show how  $\|T_{CO}(s)\|_{\infty}$  changes with a graph distance —  $C = 3$  is kept fixed and  $O$  is varied, so that  $d_{CO}$  grows with growing  $O$ .

Two integrators in the open loop ( $\eta = 2$ ) are necessary for tracking of the leader moving with a constant velocity [21, Lem. 3.1]. However, for at least two integrators in the open-loop we have  $\|T_{\min}(s)\|_{\infty} > 1$  [8, Thm. 1]. For Laplacian with uniformly bounded eigenvalues this means that  $\|T_{CO}(s)\|_{\infty}$  grows exponentially with the distance  $d_{CO}$  and there is no linear controller which could prevent this. Thus, we cannot have a good behavior with a uniform bound and two integrators. The main results of [8], [11], [12] are special cases of Theorem 2, since asymmetric Laplacian with  $\epsilon_i \leq \epsilon_{\max} < 1$  has uniformly bounded eigenvalues, see Lemma 1 e). Nevertheless, even a platoon with  $\eta = 1$  can exhibit exponential scaling.

### B. Design of a string stable controller

So far we have discussed situations in which the system scales badly. In this section we provide a test for the string stability. One of the most common string stability conditions in vehicular platoons is  $\left\| \frac{y_i(s)}{y_{i-1}(s)} \right\|_{\infty} \leq 1 \quad \forall i$ , used e.g., in [1] (see [22] for other definitions). In other words, the effect of disturbance at one vehicle must be attenuated when propagated along the platoon. However, in a bidirectional platoon the signal can propagate in both directions.

**Definition 2** (Bidirectional string stability). The bidirectional platoon is *string-stable* if for an input  $r_C$  acting at vehicle  $C$  the output  $y_O$  at vehicle  $O$  satisfies

$$\left\| \frac{y_O(s)}{y_{O-1}(s)} \right\|_{\infty} \leq 1, \quad \forall O \geq C; \quad \left\| \frac{y_{O-1}(s)}{y_O(s)} \right\|_{\infty} \leq 1, \quad \forall O < C. \quad (12)$$

We can now state a very simple sufficient condition for the bidirectional string stability, again involving only a norm of the closed loop of an individual agent. The proof is in Appendix D.

**Theorem 3.** *If  $\|T_{\max}(s)\|_{\infty} = 1$ , then  $\|T_{CO}(s)\|_{\infty} = |T_{CO}(0)|$  and the platoon is bidirectionally string-stable.*

The first part states that the  $\mathcal{H}_{\infty}$  norm of  $T_{CO}(s)$  equals its steady-state gain (which is only a function of the interconnection structure). If  $\lambda_{\max}$  is independent of  $N$ , the bidirectional string stability holds for all  $N$ , all  $\epsilon_i$  and for every  $T_{CO}(s)$ .

The condition  $\|T_{\max}(s)\|_{\infty} = 1$  provides a simple way how to tune a SISO controller for a vehicle model  $G(s)$  in a platoon of arbitrary size. To achieve  $\|T_{\max}(s)\|_{\infty} = 1$ , there must be at most one integrator in the open loop. Systems with one integrator in the open loop were used in [6], [23], despite the fact that they cannot track the leader's position. This is usually overcome using leader's velocity as the reference velocity. However, this is a *centralized information* and the leader's velocity needs to be broadcast perpetually, which requires a communications infrastructure.

### C. Design of a predecessor following controller

For a platoon with uniformly bounded eigenvalues it follows from Theorem 2 that  $\|T_{\min}\|_{\infty} = 1$  is necessary for string stability. Denote a standard closed-loop as  $T(s) = M(s)/(1 + M(s))$ .

**Lemma 3.** *If there is a bidirectionally-string-stable asymmetric control for a given  $G(s)$ , then there always exists a predecessor following controller ( $\epsilon = 0$ ) achieving  $\|T(s)\|_{\infty} = 1$ .*

As an example of the closed loop, take  $T(s) = T_{\min}(s)$  since  $\|T_{\min}(s)\|_{\infty} = 1$ —the gain of the controller was just decreased to  $\lambda_{\min}$ . Since such a system might have a slow transient response, the controller can be redesigned.

The simulation results are in Fig. 4. We designed two controllers for the system model  $G(s) = \frac{1}{s^2 + 0.5s}$ . The controller  $R_1(s) = \frac{2.4s+1}{0.125s+1}$  achieves  $\|T(s)\|_{\infty} = 1$  for predecessor following (PF). In addition to that, it also has a positive impulse response, which is very useful in platoon control. Both properties together guarantee string stability for PF in  $\mathcal{L}_{\infty}$ -induced norm [24]. The necessary conditions for positive response are dominant real pole and no real zero right from this pole [25]. The controller  $R_2(s) = 1.5$  is a simple proportional controller. A controller with a lower gain was used in [6]. It is apparent from Fig. 4 that for the same maximal control effort, the PF achieves the best transient response among the cases shown.

Although in general we cannot guarantee better transients of PF compared to asymmetric bidirectional control, we think that PF offers many advantages: 1) no need for a rear-distance sensor, 2) developed theory for a closed-loop controller design (e. g.,  $\mathcal{H}_{\infty}$  approach), 3) easier handling of heterogeneity, 4) faster convergence time for the same maximal control effort—with the same controller the PF has a larger spectral gap (larger  $\lambda_{\min}$ ). The performance could then be compared by simulations. Note that although the PF can have a better transient, a bidirectional architecture might still be required, e.g., for safety reasons. Then Theorem 3 gives a condition for design.

## V. CONCLUSION

We investigated asymmetric control of vehicular platoons where proportional asymmetry is used—the front spacing error is proportional to the rear spacing error. First we analyzed scaling of steady-state gain of an arbitrary transfer function in a platoon. It was proved that it grows without bound with  $N$  for a symmetric bidirectional control scheme, while it stays bounded in a presence of asymmetry. We proved that for more than one integrator in the open loop, the asymmetric bidirectional control is not scalable, because the  $\mathcal{H}_{\infty}$  norm of any transfer function grows exponentially with the graph distance. If we allow the vehicles to know the leader's velocity (which requires permanent communication), only one integrator in the open loop can be present. Then we provide a simple design method for tuning the controller to achieve bidirectional string stability. In this case also a string-stable predecessor following controller can always be designed. This paper thus gave an overview of the achievable performance in bidirectional control with proportional asymmetry.

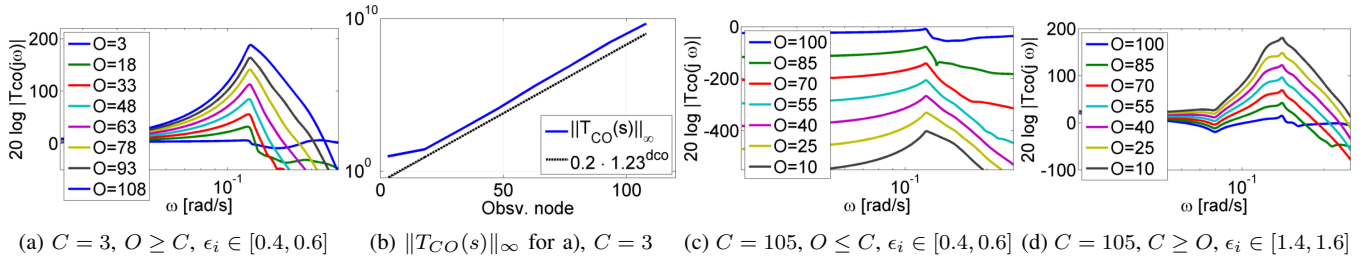


Fig. 3: Scaling of  $|T_{CO}(j\omega)|$  as a function of  $C$  kept fixed and  $O$  varying with  $N = 110$ . The model is a PI controller  $R = \frac{s+1}{s}$  designed for a vehicle model  $G = \frac{1}{s^2+5s}$ , hence  $\eta = 2$  and the vehicle can track the leader moving with constant velocity.  $\epsilon_i$  were randomly generated in the given range. Fig. 3b shows  $\|T_{CO}(s)\|_\infty$  for the pairs  $C, O$  used in a) in semilog. coordinates. It is clear that the norm scales exponentially.

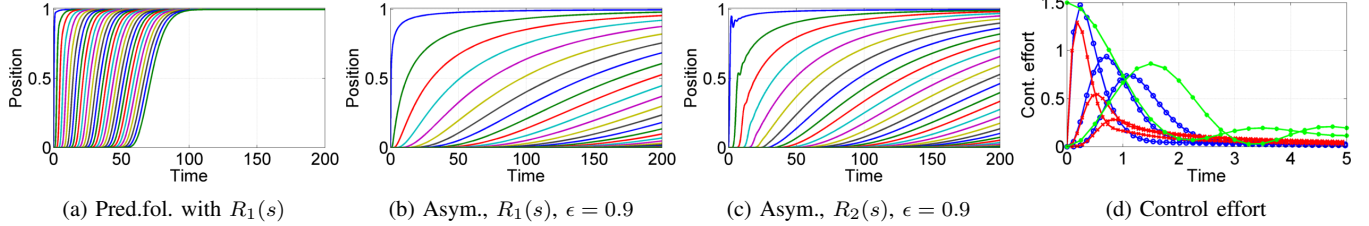


Fig. 4: Responses to leader's step in position for different architectures for  $N = 150$ . In 4d: blue - pred. fol., red - asym. with  $R_1(s)$ , green - asym. with  $R_2(s)$  for the first three vehicles.

## APPENDIX A

*Proof of Theorem 1:* As stated in Sec. II.B., we will work with  $L_r = [l_{ij}]$ . We begin by calculating the product in the denominator of (8). The product of all  $\lambda_i$ 's equals  $\det L_r$ . The recursive rule to calculate the determinant of tridiagonal matrix is [26, Lem. 0.9.10]  $D_n = l_{n,n}D_{n-1} - l_{n,n+1}l_{n+1,n}D_{n-2}$ , where  $D_n$  is the determinant of the submatrix of size  $n$ . We begin from bottom right corner of  $L_r$ . Then  $D_1 = 1$  (the bottom-right element) and  $D_2 = 1$ . Then  $D_3$  can be calculated as  $D_3 = (1 + \epsilon_{N-2})D_2 - \epsilon_{N-2}D_1 = 1$ . By induction, the determinant of  $L_r$  is  $\det L_r = \prod_{j=2}^N \lambda_j = 1$  for any size of  $L_r$ .

Now we calculate the product in the numerator of (8). It equals the determinant of  $\hat{L}$ . Suppose that  $C \leq O$ . If  $O < C$ , then the indices  $C$  and  $O$  are swapped and only the weight of the path is different. The matrix  $\hat{L}$  reads  $\hat{L} = \text{diag}(L_1, L_2)$  with

$$L_1 = \begin{bmatrix} 1 + \epsilon_2 & -\epsilon_2 & 0 & \dots & 0 \\ -1 & 1 + \epsilon_3 & -\epsilon_3 & \dots & 0 \\ \vdots & \vdots & \vdots & \ddots & \vdots \\ 0 & \dots & 0 & -1 & 1 + \epsilon_{C-1} \end{bmatrix}. \quad (13)$$

The matrix  $L_2$  has the same structure as  $L_r$ , hence  $\det L_2 = 1$ . The dimensions are  $L_1 \in \mathbb{R}^{(C-2) \times (C-2)}$  and  $L_2 \in \mathbb{R}^{(N-O-1) \times (N-O-1)}$ .

The determinant of  $L_1$  of size  $n \times n$  can be recursively calculated as  $\det L_{1,n} = (1 + \epsilon_n) \det L_{1,n-1} - \epsilon_n \det L_{1,n-2}$ . Let us start from the bottom right corner again. Then  $\det L_{1,1} = 1 + \epsilon_{C-1}$  and  $\det L_{1,2} = 1 + \epsilon_{C-1} + \epsilon_{C-1}\epsilon_{C-2}$ . The determinant

$$\begin{aligned} \det L_{1,3} &= (1 + \epsilon_{C-3}) \det L_{1,2} - \epsilon_{C-3} \det L_{1,1} \\ &= 1 + \epsilon_{C-1} + \epsilon_{C-1}\epsilon_{C-2} + \epsilon_{C-1}\epsilon_{C-2}\epsilon_{C-3}. \end{aligned} \quad (14)$$

The pattern is now apparent and the determinant of  $L_1$  is  $\det L_1 = 1 + \sum_{i=1}^{C-2} \prod_{j=1}^i \epsilon_{C-j}$ . The sum goes from 1 to  $C-2$  because we excluded the leader from the formation and the vehicle  $C$  is part of the path from  $C$  to  $O$ , so  $C-2$  vehicles remain. Since  $\det \hat{L} = \det L_1 \det L_2$ , the steady state gain is then  $T_{CO}(0) = w_{CO} \frac{\det L_1 \det L_2}{\det L_r} = w_{CO} \left(1 + \sum_{i=1}^{C-2} \prod_{j=1}^i \epsilon_{C-j}\right)$ . ■

## APPENDIX B

*Proof of Lemma 2:* Proof of a): The proof can be found as a part of the proof of [12, Thm. 3]. It also follows from the proof that  $|T_i(j\omega_0)| > 1 \Leftrightarrow \alpha < -1/2$ .

Proof of b) follows from a). Suppose that  $|T_j(j\omega_0)| > 1$  for  $\lambda_j < \lambda_i$ . Then by a) also  $|T_i(j\omega_0)| > 1$ , which contradicts the assumption  $|T_i(j\omega)| \leq 1$ . Hence,  $|T_j(j\omega_0)| \leq 1$ .

Proof of statements c)-e): The transfer function  $Z_{ij}(s)$  can be written as  $Z_{ij}(s) = \frac{1 + \gamma_i M(s)}{1 + \lambda_j M(s)}$ . Its squared modulus at  $\omega_0$  is using  $\kappa_{ij} = \frac{\gamma_i}{\lambda_j}$  given as

$$\begin{aligned} |Z_{ij}(j\omega_0)|^2 &= \left| \frac{1 + \kappa_{ij}(\alpha_j + j\beta_j)}{1 + (\alpha_j + j\beta_j)} \right|^2 \\ &= \kappa_{ij}^2 \left[ 1 + \frac{\left(\frac{1}{\kappa_{ij}} - 1\right) \left(2\alpha_j + 1 + \frac{1}{\kappa_{ij}}\right)}{(\alpha_j + 1)^2 + \beta_j^2} \right]. \end{aligned} \quad (15)$$

Denote the numerator  $m_{ij} = \left(\frac{1}{\kappa_{ij}} - 1\right) \left(2\alpha_j + 1 + \frac{1}{\kappa_{ij}}\right)$ . The square of the steady-state gain is  $|Z_{ij}(0)|^2 = \kappa_{ij}^2$ . If  $m_{ij} > 0$ , then  $|Z_{ij}(j\omega_0)|^2 > |Z_{ij}(0)|^2 = \kappa_{ij}^2$  since  $(\alpha_j + 1)^2 + \beta_j^2 > 0$ . If  $m_{ij} \leq 0$ , then  $|Z_{ij}(j\omega_0)|^2 \leq |Z_{ij}(0)|^2$ . Let us analyze the statements c)-e).

c) If  $\alpha_j \leq -1$  and  $\gamma_i \geq \lambda_j$ , then  $\left(\frac{1}{\kappa_{ij}} - 1\right) \leq 0$  and also  $\left(2\alpha_j + 1 + \frac{1}{\kappa_{ij}}\right) \leq 0$ , hence  $m_{ij} \geq 0$  which proves the statement c). d) If  $-1 < \alpha_j \leq -\frac{1}{2}$  and  $\gamma_i \leq \lambda_j$ , so  $\kappa_{ij} \leq 1$ , then  $\left(\frac{1}{\kappa_{ij}} - 1\right) \geq 0$  and also  $\left(2\alpha_j + 1 + \frac{1}{\kappa_{ij}}\right) \geq 0$ ,  $m_{ij} > 0$  and d) is proved. e) If  $\alpha_j > -\frac{1}{2}$  and  $\gamma_i \geq \lambda_j$ , then  $\left(\frac{1}{\kappa_{ij}} - 1\right) \leq 0$  and  $\left(2\alpha_j + 1 + \frac{1}{\kappa_{ij}}\right) \geq 0$ , hence  $m_{ij} \leq 0$  and e) is proved. ■

## APPENDIX C

*Proof of Theorem 2:* In the proof we work with reduced Laplacian  $L_r$ . Let  $\omega_0$  be a frequency at which  $|T_{\min}(j\omega_0)| > 1$ . The key idea is to form  $T_j(s)$  and  $Z_{ij}(s)$  from (6) as follows:

1) Take each term  $a(s)p(s) + \lambda_j b(s)q(s)$  from the denominator of (6). Let  $\alpha_j + j\beta_j = \lambda_j M(j\omega_0)$ . Since  $|T_{\min}(j\omega_0)| > 1$ , from Lemma 2 a) we know that  $\alpha_j < -\frac{1}{2}$ .

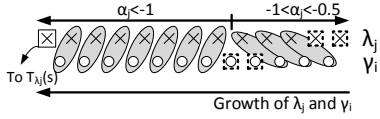


Fig. 5: Matching of  $\lambda_j$  and  $\gamma_i$  to form  $Z_{ij}(s)$ . Dashed pairs are the two  $Z_{ij}(s)$  for which  $|Z_{ij}(j\omega_0)| > 1$  is not guaranteed.

- 2) If  $\alpha_j \leq -1$ , then find  $\gamma_i$  such that  $\gamma_i \geq \lambda_j$ . Form  $Z_{ij}(s)$  using such  $\gamma_i$  and  $\lambda_j$ . Then by c) in Lemma 2 for such  $Z_{ij}(s)$  holds  $|Z_{ij}(j\omega_0)| \geq |Z_{ij}(0)|$ .
- 3) If  $-1 < \alpha_j \leq -\frac{1}{2}$ , then find  $\gamma_i$  such that  $\gamma_i \leq \lambda_j$ . Form  $Z_{ij}(s)$  using these  $\gamma_i$  and  $\lambda_j$ . Then by Lemma 2 d)  $|Z_{ij}(j\omega_0)| \geq |Z_{ij}(0)|$ .
- 4) Form as much  $Z_{ij}(s)$ 's as possible using the steps 2) and 3). Use  $(d_{CO} + 1)$  remaining terms  $a(s)p(s) + \lambda_j b(s)q(s)$  to form  $T_j(s)$ .

Lemma 1 f) allows us to find  $(N - d_{CO} - 3)$   $Z_{ij}(s)$ 's to satisfy either c) or d) in Lemma 2 — we pair  $\gamma_i$  with  $\lambda_{i+2}$  for  $\alpha_j \leq -1$  and  $\gamma_i$  with  $\lambda_i$  for  $-1 < \alpha_j \leq 0.5$  (see Fig. 5). These  $Z_{ij}(s)$ 's all have gain greater than one at  $\omega_0$ . The remaining two  $Z_{ij}(s)$ 's might have gain less than one. Since  $\lambda_j$  and  $\gamma_i$  are bounded, there is a lower bound  $\xi$  such that  $|Z_{ij}(j\omega)| \geq \xi$  for these two.

The transfer function  $T_{CO}(s)$  given in (6) is using such  $T_j$ 's and  $Z_{ij}$ 's written as

$$T_{CO}(s) = w_{CO} \prod_{i=2, j \in \mathcal{J}}^{N-d_{CO}-1} Z_{ij}(s) \prod_{j=2, j \notin \mathcal{J}}^N \frac{1}{\lambda_j} \prod_{j=2, j \notin \mathcal{J}}^N T_j(s). \quad (16)$$

The set  $\mathcal{J}$  is the set of  $\lambda_j$  used to form some of  $Z_{ij}$ 's. The terms  $w_{CO} \prod_{j=2, j \notin \mathcal{J}}^N \frac{1}{\lambda_j}$  and steady-state gain of  $Z_{ij}(0)$  do not affect the shape of the magnitude frequency response, only its value.

Since  $\|T_{\min}(s)\|_\infty > 1$ , it follows from a) in Lemma 2 that for all transfer functions  $T_j(s)$  we have  $|T_j(j\omega_0)| > 1$ . Due to the lower and upper bounds on eigenvalues, there is a minimum  $\zeta > 1$  of modulus frequency response  $|T_j(j\omega_0)|$ , attained for some  $\lambda_j$  with  $\lambda_{\min} \leq \lambda_j \leq \lambda_{\max}$ . Then we get the lower bound on the modulus of product of  $T_j(s)$  in (16) as  $\prod_{j=2, j \notin \mathcal{J}}^N |T_j(j\omega_0)| \geq \zeta^{d_{CO}+1}$ . Clearly, this part of (16) scales exponentially with  $d_{CO}$ .

All but two blocks  $Z_{ij}(s)$  amplify at  $\omega_0$ , so  $\prod_{i=1}^{N-d_{CO}-1} |Z_{ij}(j\omega_0)| \geq \xi^2$  (excluding the steady-state gain) and the norm of  $T_{CO}(s)$  is from (16)  $\|T_{CO}(s)\|_\infty \geq \xi^2 T_{CO}(0) \zeta^{d_{CO}}$ . ■

#### APPENDIX D

*Proof of Theorem 3:* First we prove that if  $\|T_{\max}(s)\|_\infty = 1$ , then  $\|T_{CO}(s)\|_\infty = |T_{CO}(0)|$ . As in the proof of Theorem 2, we will form  $Z_{ij}$ 's and  $T_j$ 's in a suitable way. Let  $\alpha_j + j\beta_j = \lambda_j M(j\omega_0)$  at some frequency  $\omega_0$ . Since  $\|T_{\max}(s)\|_\infty = 1$ , it follows from Lemma 2 b) that  $|T_j(j\omega_0)| \leq 1 \forall \omega_0, \forall \lambda_j \leq \lambda_{\max}$  and  $\alpha_j \geq -\frac{1}{2}, \forall \omega_0$ .

Using Lemma 1 f) we can pair all  $\gamma_i$  with unique  $\lambda_j$  such that  $\gamma_i \geq \lambda_j$  to form  $Z_{ij}(s)$ . Then e) in Lemma 2 implies that  $|Z_{ij}(j\omega_0)| \leq |Z_{ij}(0)|$  for all  $i, j$ . Since  $\alpha_j \geq -\frac{1}{2}$  for all  $\omega_0$ , we have that  $\|Z_{ij}(s)\|_\infty = |Z_{ij}(0)|$  for all pairs  $\gamma_i \geq \lambda_j$ . All remaining terms  $T_j(s)$  in (16) by Lemma 2b) satisfy  $|T_j(j\omega_0)| \leq 1$  for all  $\omega_0$ . Hence, all transfer functions in the product (16) have their norm less than or equal to one and  $\|T_{CO}(s)\|_\infty = |T_{CO}(0)|$ .

Now let us go back to bidirectional string stability. Consider  $O \geq C$  and let  $r_C$  be the input at the control node. Then the first transfer

function in (12) can be written as

$$\begin{aligned} \frac{y_O(s)}{y_{O-1}(s)} &= \frac{r_C(s)T_{C,O}(s)}{r_C(s)T_{C,O-1}(s)} = \frac{T_{C,O}(s)}{T_{C,O-1}(s)} \\ &= \frac{b(s)q(s) \prod_{j=1}^{N-d_{CO}-1} a(s)p(s) + \gamma_{j,O} b(s)q(s)}{\prod_{j=1}^{N-d_{CO}} a(s)p(s) + \gamma_{j,O-1} b(s)q(s)}. \end{aligned} \quad (17)$$

Let  $\hat{L}_{O-1}$  and  $\hat{L}_O$  be the submatrices of  $L$  corresponding to the paths from  $C$  to  $O-1$  and from  $C$  to  $O$ , respectively. Their eigenvalues are  $\gamma_{j,O-1}$  and  $\gamma_{j,O}$ , respectively. Because of the fact that  $\hat{L}_O$  is a submatrix of  $\hat{L}_{O-1}$ , the eigenvalues of  $\hat{L}_{O-1}$  and  $\hat{L}_O$  must interlace in a sense of f) in Lemma 1. We can pair  $\gamma_{j,O-1}$  and  $\gamma_{j,O}$  by Lemma 1 f) such that  $\gamma_{j,O-1} \leq \gamma_{j,O}$  and form  $Z_{ij}(s)$  as above. Then,  $\left\| \frac{a(s)p(s) + \gamma_{j,O} b(s)q(s)}{a(s)p(s) + \gamma_{j,O-1} b(s)q(s)} \right\|_\infty \leq 1 \forall j$ . Only one term in (17) with a form  $\frac{b(s)q(s)}{a(s)p(s) + \gamma_{j,O-1} b(s)q(s)}$  remains. Its  $\mathcal{H}_\infty$  norm is less than or equal to one by b) in Lemma 2. The steady-state gain of  $\frac{y_O(s)}{y_{O-1}(s)}$  is one, since by Theorem 1 the steady-state gain is identical for all the vehicles behind the control node. Hence,  $\left\| \frac{y_O(s)}{y_{O-1}(s)} \right\|_\infty \leq 1$  for  $C \leq O$ .

The other direction ( $C \geq O$ ) has the ratio of outputs with the same structure as (17), the only difference is its steady-state gain. It follows from (9) that the steady-state gain is

$$\frac{T_{C,O-1}(0)}{T_{C,O}(0)} = \epsilon_{O-1} \frac{\left(1 + \sum_{i=1}^{O-3} \prod_{j=1}^i \epsilon_{O-j-1}\right)}{\left(1 + \sum_{i=1}^{O-2} \prod_{j=1}^i \epsilon_{O-j}\right)} < 1. \quad (18)$$

Since the norm  $\|y_{O-1}(s)/y_O(s)\|_\infty$  is at most 1, bidirectional string stability was proved. ■

#### REFERENCES

- [1] V. Milanés, S. Shladover, J. Spring, C. Nowakowski, H. Kawazoe, and M. Nakamura, "Cooperative adaptive cruise control in real traffic situations," *IEEE Transactions on Intelligent Transportation Systems*, vol. 15, no. 1, pp. 296–305, 2014.
- [2] E. Coelingh and S. Solyom, "All aboard the robotic road train," *IEEE Spectrum*, vol. 49, no. 11, pp. 34–39, 2012.
- [3] G. Naus, R. Vugts, J. Ploeg, R. van de Molengraft, and M. Steinbuch, "Cooperative adaptive cruise control, design and experiments," in *American Control Conference 2010*, no. 1, 2010, pp. 6145–6150.
- [4] A. Peters, R. H. Middleton, and O. Mason, "Leader tracking in homogeneous vehicle platoons with broadcast delays," *Automatica*, no. 1992, Oct. 2013.
- [5] H. Hao and P. Barooah, "On achieving size-independent stability margin of vehicular lattice formations with distributed control," *IEEE Transactions on Automatic Control*, vol. 57, no. 10, pp. 2688–2694, 2012.
- [6] P. Barooah, P. G. P. Mehta, and J. J. P. Hespanha, "Mistuning-Based Control Design to Improve Closed-Loop Stability Margin of Vehicular Platoons," *IEEE Transactions on Automatic Control*, vol. 54, no. 9, pp. 2100–2113, Sep. 2009.
- [7] R. H. Middleton and J. H. Braslavsky, "String Instability in Classes of Linear Time Invariant Formation Control With Limited Communication Range," *IEEE Transactions on Automatic Control*, vol. 55, no. 7, pp. 1519–1530, 2010.
- [8] P. Seiler, A. Pant, and K. Hedrick, "Disturbance propagation in vehicle strings," *IEEE Transactions on Automatic Control*, vol. 49, no. 10, pp. 1835–1841, 2004.
- [9] H. Hao, H. Yin, and Z. Kan, "On the robustness of large 1-D network of double integrator agents," in *American Control Conference (ACC), 2012, Montreal, Canada, 2012*, pp. 6059–6064.
- [10] C. E. Cantos and J. J. P. Veerman, "Transients in the Synchronization of Oscillator Arrays," *Arxiv preprint:1308.4919v4*, pp. 1–11, 2014.
- [11] F. Tagerman, J. Veerman, and B. Stosic, "Asymmetric decentralized flocks," *IEEE Transactions on Automatic Control*, vol. 57, no. 11, pp. 2844–2853, 2012.
- [12] I. Herman, D. Martinec, Z. Hurak, and M. Sebek, "Nonzero Bound on Fiedler Eigenvalue Causes Exponential Growth of H-Infinity Norm of Vehicular Platoon," *IEEE Transactions on Automatic Control*, vol. 60, no. 8, pp. 2248–2253, 2015.

- [13] J. Veerman, B. Stosic, and A. Olvera, "Spatial instabilities and size limitations of flocks," *Networks and Heterogeneous Media*, vol. 2, no. 4, pp. 1–14, 2007.
- [14] H. Hao and P. Barooah, "Stability and robustness of large platoons of vehicles with double-integrator models and nearest neighbor interaction," *International Journal of Robust and Nonlinear Control*, vol. 23, pp. 2097–2122, 2012.
- [15] D. Martinec, I. Herman, Z. Hurák, and M. Šebek, "Wave-absorbing vehicular platoon controller," *European Journal of Control*, vol. 20, pp. 234–248, 2014.
- [16] B. Bamieh, M. R. Jovanović, P. Mitra, and S. Patterson, "Coherence in Large-Scale Networks: Dimension-Dependent Limitations of Local Feedback," *IEEE Transactions on Automatic Control*, vol. 57, no. 9, pp. 2235–2249, 2012.
- [17] S. Fallat and C. Johnson, *Totally Nonnegative Matrices*. Princeton University Press, 2011.
- [18] I. Herman, D. Martinec, and M. Sebek, "Zeros of Transfer Functions in Network Control with Higher-Order Dynamics," in *19th IFAC World Congress*, Cape Town, South Africa, 2014, pp. 9177–9182.
- [19] J. A. Fax and R. Murray, "Information flow and cooperative control of vehicle formations," *IEEE Transactions on Automatic Control*, vol. 49, no. 9, pp. 1465–1476, Sep. 2004.
- [20] P. Wieland, R. Sepulchre, and F. Allgöwer, "An internal model principle is necessary and sufficient for linear output synchronization," *Automatica*, vol. 47, no. 5, pp. 1068–1074, May 2011.
- [21] S. K. Yadlapalli, S. Darbha, and K. R. Rajagopal, "Information flow and its relation to the stability of the motion of vehicles in a rigid formation," *IEEE Transactions on Automatic Control*, vol. 51, no. 8, pp. 1315–1319, 2006.
- [22] J. Ploeg, N. van de Wouw, and H. Nijmeijer, "Lp String Stability of Cascaded Systems: Application to Vehicle Platooning," *IEEE Transactions on Control Systems Technology*, vol. 22, no. 2, pp. 786–793, 2014.
- [23] F. Lin, M. Fardad, and M. R. Jovanović, "Optimal control of vehicular formations with nearest neighbor interactions," *IEEE Transactions on Automatic Control*, vol. 57, no. 9, pp. 2203–2218, 2012.
- [24] J. Eyre, D. Yanakiev, and I. Kanellakopoulos, "A Simplified Framework for String Stability Analysis of Automated Vehicles," *Vehicle System Dynamics*, 1998.
- [25] S. Darbha, "On the synthesis of controllers for continuous time LTI systems that achieve a non-negative impulse response," *Automatica*, vol. 39, no. 1, pp. 159–165, 2003.
- [26] R. Horn and C. Johnson, *Matrix analysis*. Cambridge: Cambridge University Press, 1990.