

Efficient and Compact Representations of Prefix Codes ^{*} [†] [‡]

Travis Gagie^{*} Gonzalo Navarro[†] Yakov Nekrich[‡] Alberto Ordóñez⁺

^{*} Department of Computer Science, University of Helsinki, Finland

[†] Department of Computer Science, University of Chile, Chile

[‡] David R. Cheriton School of Computer Science, University of Waterloo, Canada

⁺ Database Laboratory, Universidade da Coruña, Spain

Abstract

Most of the attention in statistical compression is given to the space used by the compressed sequence, a problem completely solved with optimal prefix codes. However, in many applications, the storage space used to represent the prefix code itself can be an issue. In this paper we introduce and compare several techniques to store prefix codes. Let N be the sequence length and n be the alphabet size. Then a naive storage of an optimal prefix code uses $\mathcal{O}(n \log n)$ bits. Our first technique shows how to use $\mathcal{O}(n \log \log(N/n))$ bits to store the optimal prefix code. Then we introduce an approximate technique that, for any $0 < \epsilon < 1/2$, takes $\mathcal{O}(n \log \log(1/\epsilon))$ bits to store a prefix code with average codeword length within an additive ϵ of the minimum. Finally, a second approximation takes, for any constant $c > 1$, $\mathcal{O}(n^{1/c} \log n)$ bits to store a prefix code with average codeword length at most c times the minimum. In all cases, our data structures allow encoding and decoding of any symbol in $\mathcal{O}(1)$ time. We experimentally compare our new techniques with the state of the art, showing that we achieve 6–8-fold space reductions, at the price of a slower encoding (2.5–8 times slower) and decoding (12–24 times slower). The approximations further reduce this space and improve the time significantly, up to recovering the speed of classical implementations, for a moderate penalty in the average code length. As a byproduct, we compare various heuristic, approximate, and optimal algorithms to generate length-restricted codes, showing that the optimal ones are clearly superior and practical enough to be implemented.

1 Introduction

Statistical compression is a well-established branch of Information Theory. Given a text T of length N , over an alphabet of n symbols $\Sigma = \{a_1, \dots, a_n\}$ with relative frequencies $P = \langle p_1, \dots, p_n \rangle$ in T (where $\sum_{i=1}^n p_i = 1$), the binary *empirical entropy* of the text is $\mathcal{H}(P) = \sum_{i=1}^n p_i \lg(1/p_i)$, where \lg denotes the logarithm in base 2. An *instantaneous code* assigns a binary code c_i to each symbol a_i so that the symbol can be decoded as soon as the last bit of c_i is read from the compressed stream.

^{*}Funded in part by Millennium Nucleus Information and Coordination in Networks ICM/FIC RC130003 for Gonzalo Navarro, and by MINECO (PGE and FEDER) [TIN2013-46238-C4-3-R, TIN2013-47090-C3-3-P]; CDTI, AGI, MINECO [CDTI-00064563/ITC-20133062]; ICT COST Action IC1302; Xunta de Galicia (co-founded with FEDER) [GRC2013/053], and AP2010-6038 (FPU Program) for Alberto Ordóñez.

[†]Early partial versions of this work appeared in *Proc. SOFSEM 2010* [22] and *Proc. DCC 2013* [44].

[‡]Corresponding author: Alberto Ordóñez, email: alberto.ordonez@udc.es.

An optimal (or minimum-redundancy) instantaneous code (also called a prefix code) like Huffman’s [28] finds a prefix-free set of codes c_i of length ℓ_i , such that its average length $\mathcal{L}(P) = \sum_{i=1}^n p_i \ell_i$ is minimal and satisfies $\mathcal{H}(P) \leq \mathcal{L}(P) < \mathcal{H}(P) + 1$. This guarantees that the encoded text uses less than $N(\mathcal{H}(P) + 1)$ bits. Arithmetic codes achieve less space, $N\mathcal{H}(P) + 2$ bits, however they are not instantaneous, which complicates and slows down both encoding and decoding.

In this paper we are interested in instantaneous codes. In terms of the *redundancy* of the code, $\mathcal{L}(P) - \mathcal{H}(P)$, Huffman codes are optimal and the topic can be considered closed. How to store *the prefix code itself*, however, is much less studied. It is not hard to store it using $\mathcal{O}(n \log n)$ bits, and this is sufficient when n is much smaller than N . There are several scenarios, however, where the storage of the code itself is problematic. One example is word-based compression, which is a standard to compress natural language text [6, 37]. Word-based Huffman compression not only performs very competitively, offering compression ratios around 25%, but also benefits direct access [52], text searching [39], and indexing [8]. In this case the alphabet size n is the number of distinct words in the text, which can reach many millions. Other scenarios where large alphabets arise are the compression of East Asian languages and general numeric sequences. Yet another case arises when the text is short, for example when it is cut into several pieces that are statistically compressed independently, for example for compression boosting [15, 29] or for interactive communications or adaptive compression [9]. The more effectively the codes are stored, the finer-grained can the text be cut.

During encoding and decoding, the code must be maintained in main memory to achieve reasonable efficiency, whereas the plain or the compressed text can be easily read or written in streaming mode. Therefore, the size of the code, and not that of the text, is what poses the main memory requirements for efficient compression and decompression. This is particularly stringent on mobile devices, for example, where the supply of main memory is comparatively short. With the modern trend of embedding small devices and sensors in all kinds of objects (e.g., the “Internet of Things”¹), those low-memory scenarios may become common.

In this paper we obtain various relevant results of theoretical and practical nature about how to store a code space-efficiently, while also considering the time efficiency of compression and decompression. Our specific contributions are the following.

1. In Section 3 we show that it is possible to store an optimal prefix code within $\mathcal{O}(n \log \ell_{\max})$ bits, where $\ell_{\max} = \mathcal{O}(\min(n, \log N))$ is the maximum length of a code (Theorem 1). Then we refine the space to $\mathcal{O}(n \log \log(N/n))$ bits (Corollary 1). Within this space, encoding and decoding are carried out in constant time on a RAM machine with word size $w = \Omega(\log N)$. The result is obtained by using canonical Huffman codes [47], fast predecessor data structures [18, 46] to find code lengths, and multiary wavelet trees [25, 16, 5] to represent the mapping between codewords and symbols.
2. In Section 4 we show that, for any $0 < \epsilon < 1/2$, it takes $\mathcal{O}(n \log \log(1/\epsilon))$ bits to store a prefix code with average codeword length at most $\mathcal{L}(P) + \epsilon$. Encoding and decoding can be carried out in constant time on a RAM machine with word size $w = \Omega(\log n)$. Thus, if we can tolerate a small constant additive increase in the average codeword length, we can store a prefix code using only $\mathcal{O}(n)$ bits. We obtain this result by building on the above scheme, where we use length-limited optimal prefix codes [35] with a carefully chosen ℓ_{\max} value.

¹http://en.wikipedia.org/wiki/Internet_of_Things

3. In Section 5 we show that, for any constant $c > 1$, it takes $\mathcal{O}(n^{1/c} \log n)$ bits to store a prefix code with average codeword length at most $c\mathcal{L}(P)$. Encoding and decoding can be carried out in constant time on a RAM machine with word size $w = \Omega(\log n)$. Thus, if we can tolerate a small constant multiplicative increase, we can store a prefix code in $o(n)$ bits. To achieve this result, we only store the codes that are shorter than about ℓ_{\max}/c , and use a simple code of length $\ell_{\max} + 1$ for the others. Then all but the shortest codewords need to be explicitly represented.
4. In Section 6 we engineer and implement all the schemes above and compare them with careful implementations of state-of-the-art optimal and suboptimal codes. Our model representations are shown to use 6–8 times less space than classical ones, at the price of being several times slower for compression (2.5–8 times) and decompression (12–24 times). The additive approximations reduce these spaces up to a half and the times by 20%–30%, at the expense of a small increase (5%) in the redundancy. The multiplicative approximations can obtain models of the same size of the additive ones, yet increasing the redundancy to around 10%. In exchange, they are about as fast as the classical compression methods. If we allow them increase the redundancy to 15%–20%, the multiplicative approximations obtain model sizes that are orders of magnitude smaller than classical representations.
5. As a byproduct, Section 6 also compares various heuristic, approximation, and exact algorithms to generate length-restricted prefix codes. The experiments show that the optimal algorithm is practical to implement and runs fast, while obtaining significantly better average code lengths than the heuristics and the approximations. A very simple-to-program approximation reaches the same optimal average code length in our experiments, yet it runs significantly slower.

Compared to early partial versions of this work [22, 44], this article includes more detailed explanations, better implementations of our exact scheme, the first implementations of the approximate schemes, the experimental study of the performance of algorithms that generate length-limited codes, and stronger baselines to compare with.

2 Related Work

A simple pointer-based implementation of a Huffman tree takes $\mathcal{O}(n \log n)$ bits, and it is not difficult to show this is an optimal upper bound for storing a prefix code with minimum average codeword length. For example, suppose we are given a permutation π over n symbols. Let P be the probability distribution that assigns probability $p_{\pi(i)} = 1/2^i$ for $1 \leq i < n$, and probability $p_{\pi(n)} = 1/2^{n-1}$. Since P is dyadic, every optimal prefix code assigns codewords of length $\ell_{\pi(i)} = i$, for $1 \leq i < n$, and $\ell_{\pi(n)} = n - 1$. Therefore, given any optimal prefix code and a bit indicating whether $\pi(n-1) < \pi(n)$, we can reconstruct π . Since there are $n!$ choices for π , in the worst case it takes $\Omega(\log n!) = \Omega(n \log n)$ bits to store an optimal prefix code.

Considering the argument above, it is natural to ask whether the same lower bound holds for probability distributions that are not so skewed, and the answer is no. A prefix code is *canonical* [47, 38] if a shorter codeword is always lexicographically smaller than a longer codeword. Given any prefix code, we can always generate a canonical code with the same code lengths. Moreover, we can reassign the codewords such that, if a symbol is lexicographically the j th with a codeword of length ℓ , then it is assigned the j th consecutive codeword of length ℓ . It is clear that it is sufficient

to store the codeword length of each symbol to be able to reconstruct such a code, and thus the code can be represented in $\mathcal{O}(n \log \ell_{\max})$ bits.

There are more interesting upper bounds than $\ell_{\max} \leq n$. Katona and Nemetz [31] (see also Buro [11]) showed that, if a symbol has relative frequency p , then any Huffman code assigns it a codeword of length at most $\lceil \log_{\phi}(1/p) \rceil$, where $\phi = (1 + \sqrt{5})/2 \approx 1.618$ is the golden ratio, and thus ℓ_{\max} is at most $\lceil \log_{\phi}(1/p_{\min}) \rceil$, where p_{\min} is the smallest relative frequency in P . Note also that, since $p_{\min} \geq 1/N$, it must hold $\ell_{\max} \leq \log_{\phi} N$, therefore the canonical code can be stored in $\mathcal{O}(n \log \log N)$ bits.

Alternatively, one can enforce a value for ℓ_{\max} (which must be at least $\lceil \lg n \rceil$) and pay a price in terms of average codeword length. The same bound above [31] hints at a way to achieve any desired ℓ_{\max} value: artificially increase the frequency of the least frequent symbols until the new p_{\min} value is over $\phi^{-\ell_{\max}}$, and then an optimal prefix code built on the new frequencies will hold the given maximum code length. Another simple technique (see, e.g., [3], where it was used for Hu-Tucker codes) is to start with an optimal prefix code, and then spot all the highest nodes in the code tree with depth $\ell_{\max} - d$ and more than 2^d leaves, for any d . Then the subtrees of the parents of those nodes are made perfectly balanced. A more sophisticated technique, by Milidiú and Laber [35], yields a performance guarantee. It first builds a Huffman tree T_1 , then removes all the subtrees rooted at depth greater than ℓ_{\max} , builds a complete binary tree T_2 of height h whose leaves are those removed from T_1 , finds the node $v \in T_1$ at depth $\ell_{\max} - h - 1$ whose subtree T_3 's leaves correspond to the symbols with minimum total probability, and finally replaces v by a new node whose subtrees are T_2 and T_3 . They show that the resulting average code length is at most $\mathcal{L}(P) + 1/\phi^{\ell_{\max} - \lceil \lg(n + \lceil \lg n \rceil - \ell_{\max}) \rceil - 1}$.

All these approximations require $\mathcal{O}(n)$ time plus the time to build the Huffman tree. A technique to obtain the optimal length-restricted prefix code, by Larmore and Hirshberg [33], performs in $\mathcal{O}(n \ell_{\max})$ time by reducing the construction to a binary version of the coin-collector's problem.

The above is an example of how an additive increase in the average codeword length may yield less space to represent the code itself. Another well-known additive approximation follows from Gilbert and Moore's proof [24] that we can build an alphabetic prefix code with average codeword length less than $\mathcal{H}(P) + 2$, and indeed no more than $\mathcal{L}(P) + 1$ [41, 48]. In an alphabetic prefix code, the lexicographic order of the codewords is the same as that of the source symbols, so we need to store only the code tree and not the assignment of codewords to symbols. Any code tree, of $n - 1$ internal nodes, can be encoded in $4n + o(n)$ bits so that it can be navigated in constant time per operation [14], and thus encoding and decoding of any symbol takes time proportional to its codeword length.

Multiplicative approximations have the potential of yielding codes that can be represented within $o(n)$ bits. Adler and Maggs [1] showed it generally takes more than $(9/40)n^{1/(20c)} \lg n$ bits to store a prefix code with average codeword length at most $cH(P)$. Gagie [19, 20, 21] showed that, for any constant $c \geq 1$, it takes $\mathcal{O}(n^{1/c} \log n)$ bits to store a prefix code with average codeword length at most $cH(P) + 2$. He also showed his upper bound is nearly optimal because, for any positive constant ϵ , we cannot always store a prefix code with average codeword length at most $cH(P) + o(\log n)$ in $\mathcal{O}(n^{1/c - \epsilon})$ bits. Note that our result does not have the additive term "+2" in addition to the multiplicative term, which is very relevant on low-entropy texts.

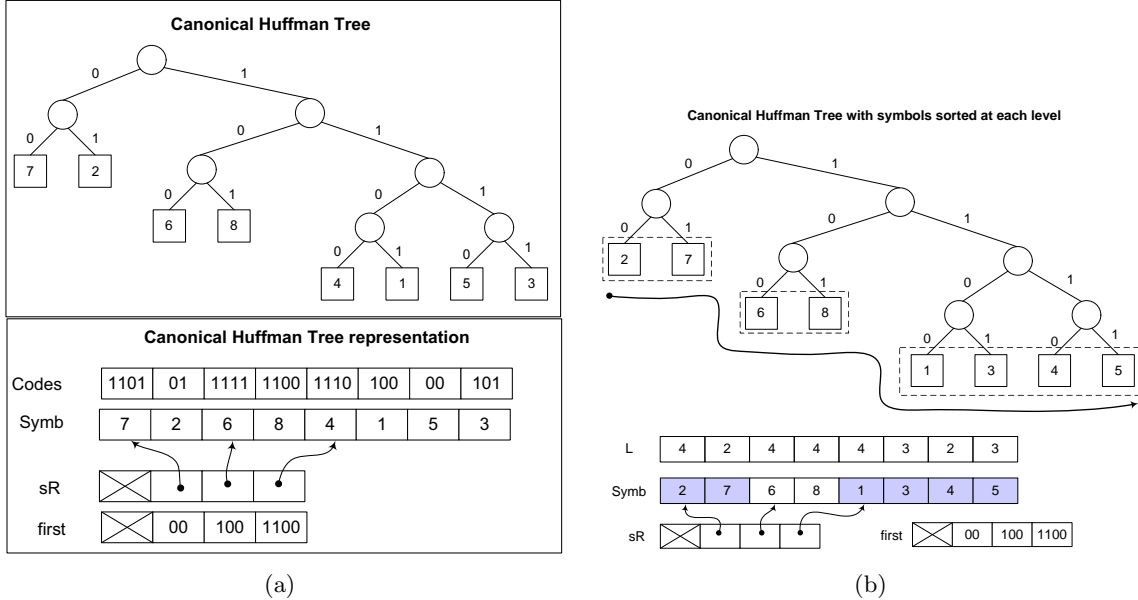


Figure 1: An arbitrary canonical prefix code (a) and the result of sorting the source symbols at each level (b).

3 Representing Optimal Codes

Figure 1(a) illustrates a canonical Huffman code. For encoding in constant time, we can simply use an array like `Codes`, which stores at position i the code c_i of source symbol a_i , using $\ell_{\max} = \mathcal{O}(\log N)$ bits for each. For decoding, the source symbols are written in an array `Symb`, in left-to-right order of the leaves. This array requires $n \lg n$ bits. The access to this array is done via two smaller arrays, which have one entry per level: `sR` $[\ell]$ points to the first position of level ℓ in `Symb`, whereas `first` $[\ell]$ stores the first code in level ℓ . The space for these two arrays is $\mathcal{O}(\ell_{\max}^2)$ bits.

Then, if we have to decode the first symbol encoded in a bitstream, we first have to determine its length ℓ . In our example, if the bitstream starts with 0, then $\ell = 2$; if it starts with 10, then $\ell = 3$, and otherwise $\ell = 4$. Once the level ℓ is found, we read the next ℓ bits of the stream in c_i , and decode the symbol as $a_i = \text{Symb}[\text{sR}[\ell] + c_i - \text{first}[\ell]]$.

The problem of finding the appropriate entry in `first` can be recast into a predecessor search problem [23, 30]. We extend all the values `first` $[\ell]$ by appending $\ell_{\max} - \ell$ bits at the end. In our example, the values become `0000` = 0, `1000` = 8, and `1100` = 12. Now, we find the length ℓ of the next symbol by reading the first ℓ_{\max} bits from the stream, interpreting it as a binary number, and finding its predecessor value in the set. Since we have only $\ell_{\max} = \mathcal{O}(\log N)$ numbers in the set, and each has $\ell_{\max} = \mathcal{O}(\log N)$ bits, the predecessor search can be carried out in constant time using fusion trees [18] (see also Patrascu and Thorup [46]), within $\mathcal{O}(\ell_{\max}^2)$ bits of space.

Although the resulting structure allows constant-time encoding and decoding, its space usage is still $\mathcal{O}(n \ell_{\max})$ bits. In order to reduce it to $\mathcal{O}(n \log \ell_{\max})$, we will use a *multinary wavelet tree* data structure [25, 16]. In particular, we use the version that does not need universal tables [5, Thm. 7]. This structure represents a sequence $L[1, n]$ over alphabet $[1, \ell_{\max}]$ using $n \lg \ell_{\max} + o(n \lg \ell_{\max})$ bits, and carries out the operations in time $\mathcal{O}(\log \ell_{\max} / \log w)$. In our case, where $\ell_{\max} = \mathcal{O}(w)$,

the space is $n \lg \ell_{\max} + o(n)$ bits and the time is $\mathcal{O}(1)$. The operations supported by wavelet trees are the following: (1) Given i , retrieve $L[i]$; (2) given i and $\ell \in [1, \ell_{\max}]$, compute $\text{rank}_{\ell}(L, i)$, the number of occurrences of ℓ in $L[1, i]$; (3) given j and $\ell \in [1, \ell_{\max}]$, compute $\text{select}_{\ell}(S, j)$, the position in L of the j -th occurrence of ℓ .

Assume that the symbols of the canonical Huffman tree are in increasing order within each depth, as in Figure 1(b).² Now, the key property is that $\text{Codes}[i] = \text{first}[\ell] + \text{rank}_{\ell}(L, i) - 1$, where $\ell = L[i]$, which finds the code $c_i = \text{Codes}[i]$ of a_i in constant time. The inverse property is useful for decoding code c_i of length ℓ : the symbol is $a_i = \text{Symb}[\text{sR}[\ell] + c_i - \text{first}[\ell]] = \text{select}_{\ell}(L, c_i - \text{first}[\ell] + 1)$. Therefore, arrays Codes , Symb , and sR are not required; we can encode and decode in constant time using just the wavelet tree of L and first , plus its predecessor structure. This completes the result.

Theorem 1 *Let P be the frequency distribution over n symbols for a text of length N , so that an optimal prefix code has maximum codeword length ℓ_{\max} . Then, under the RAM model with computer word size $w = \Omega(\ell_{\max})$, we can store an optimal prefix code using $n \lg \ell_{\max} + o(n) + \mathcal{O}(\ell_{\max}^2)$ bits, note that $\ell_{\max} \leq \log_{\phi} N$. Within this space, encoding and decoding any symbol takes $\mathcal{O}(1)$ time.*

Therefore, under mild assumptions, we can store an optimal code in $\mathcal{O}(n \log \log N)$ bits, with constant-time encoding and decoding operations. In the next section we refine this result further. On the other hand, note that Theorem 1 is also valid for nonoptimal prefix codes, as long as they are canonical and their ℓ_{\max} is $\mathcal{O}(w)$.

We must warn the practice-oriented reader that Theorem 1 (as well as those to come) must be understood as a theoretical result. As we will explain in Section 6, other structures with worse theoretical guarantees perform better in practice than those chosen to obtain the best theoretical results. Our engineered implementation of Theorem 1 reaches $\mathcal{O}(\log \log N)$, and even $\mathcal{O}(\log N)$, decoding time. It does, indeed, use much less space than previous model representations, but it is also much slower.

4 Additive Approximation

In this section we exchange a small additive penalty over the optimal prefix code for an even more space-efficient representation of the code, while retaining constant-time encoding and decoding.

It follows from Miliđić and Laber’s bound [35] that, for any ϵ with $0 < \epsilon < 1/2$, there is always a prefix code with maximum codeword length $\ell_{\max} = \lceil \lg n \rceil + \lceil \log_{\phi}(1/\epsilon) \rceil + 1$ and average codeword length within an additive

$$\frac{1}{\phi^{\ell_{\max} - \lceil \lg(n + \lceil \lg n \rceil - \ell_{\max}) \rceil - 1}} \leq \frac{1}{\phi^{\ell_{\max} - \lceil \lg n \rceil - 1}} \leq \frac{1}{\phi^{\log_{\phi}(1/\epsilon)}} = \epsilon$$

of the minimum $\mathcal{L}(P)$. The techniques described in Section 3 give a way to store such a code in $n \lg \ell_{\max} + \mathcal{O}(n + \ell_{\max}^2)$ bits, with constant-time encoding and decoding. In order to reduce the space, we note that our wavelet tree representation [5, Thm. 7] in fact uses $n\mathcal{H}_0(L) + o(n)$ bits when $\ell_{\max} = \mathcal{O}(w)$. Here $\mathcal{H}_0(L)$ denotes the empirical zero-order entropy of L . Then we obtain the following result.

²In fact, most previous descriptions of canonical Huffman codes assume this increasing order, but we want to emphasize that this is essential for our construction.

Theorem 2 *Let $\mathcal{L}(P)$ be the optimal average codeword length for a distribution P over n symbols. Then, for any $0 < \epsilon < 1/2$, under the RAM model with computer word size $w = \Omega(\log n)$, we can store a prefix code over P with average codeword length at most $\mathcal{L}(P) + \epsilon$, using $n \lg \lg(1/\epsilon) + \mathcal{O}(n)$ bits, such that encoding and decoding any symbol takes $\mathcal{O}(1)$ time.*

Proof. Our structure uses $n\mathcal{H}_0(L) + o(n) + \mathcal{O}(\ell_{\max}^2)$ bits, which is $n\mathcal{H}_0(L) + o(n)$ because $\ell_{\max} = \mathcal{O}(\log n)$. To complete the proof it is sufficient to show that $\mathcal{H}_0(S) \leq \lg \lg(1/\epsilon) + \mathcal{O}(1)$.

To see this, consider L as two interleaved subsequences, L_1 and L_2 , of length n_1 and n_2 , with L_1 containing those lengths $\leq \lceil \lg n \rceil$ and L_2 containing those greater. Thus $n\mathcal{H}_0(L) \leq n_1\mathcal{H}_0(L_1) + n_2\mathcal{H}_0(L_2) + n$ (from an obvious encoding of L using L_1 , L_2 , and a bitmap).

Let us call $\text{occ}(\ell, L_1)$ the number of occurrences of symbol ℓ in L_1 . Since there are at most 2^ℓ codewords of length ℓ , assume we complete L_1 with spurious symbols so that it has exactly 2^ℓ occurrences of symbol ℓ . This completion cannot decrease $n_1\mathcal{H}_0(L_1) = \sum_{\ell=1}^{\lceil \lg n \rceil} \text{occ}(\ell, L_1) \lg \frac{n_1}{\text{occ}(\ell, L_1)}$, as increasing some $\text{occ}(\ell, L_1)$ to $\text{occ}(\ell, L_1) + 1$ produces a difference of $f(n_1) - f(\text{occ}(\ell, L_1)) \geq 0$, where $f(x) = (x+1) \lg(x+1) - x \lg x$ is increasing. Hence we can assume L_1 contains exactly 2^ℓ occurrences of symbol $1 \leq \ell \leq \lceil \lg n \rceil$; straightforward calculation then shows $n_1\mathcal{H}_0(L_1) = \mathcal{O}(n_1)$.

On the other hand, L_2 contains at most $\ell_{\max} - \lceil \lg n \rceil$ distinct values, so $\mathcal{H}_0(L_2) \leq \lg(\ell_{\max} - \lceil \lg n \rceil)$, unless $\ell_{\max} = \lceil \lg n \rceil$, in which case L_2 is empty and $n_2\mathcal{H}_0(L_2) = 0$. Thus $n_2\mathcal{H}_0(L_2) \leq n_2 \lg(\lceil \log_\phi(1/\epsilon) \rceil + 1) = n_2 \lg \lg(1/\epsilon) + \mathcal{O}(n_2)$. Combining both bounds, we get $\mathcal{H}_0(L) \leq \lg \lg(1/\epsilon) + \mathcal{O}(1)$ and the theorem holds. \square

In other words, under mild assumptions, we can store a code using $\mathcal{O}(n \log \log(1/\epsilon))$ bits at the price of increasing the average codeword length by ϵ , and in addition have constant-time encoding and decoding. For constant ϵ , this means that the code uses just $\mathcal{O}(n)$ bits at the price of an arbitrarily small constant additive penalty over the shortest possible prefix code. Figure 2 shows an example. Note that the same reasoning of this proof, applied over the encoding of Theorem 1, yields a refined upper bound.

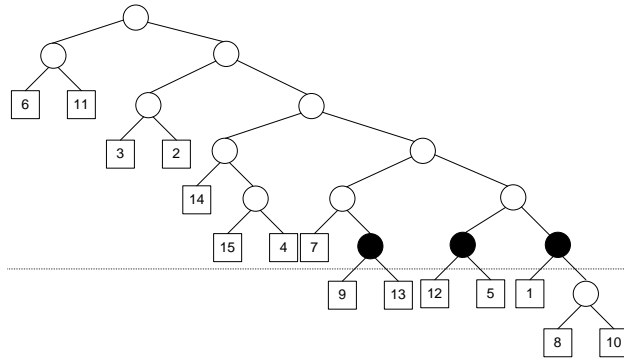
Corollary 1 *Let P be the frequency distribution of n symbols for a text of length N . Then, under the RAM model with computer word size $w = \Omega(\log N)$, we can store an optimal prefix code for P using $n \lg \lg(N/n) + \mathcal{O}(n + \log^2 N)$ bits, while encoding and decoding any symbol in $\mathcal{O}(1)$ time.*

Proof. Proceed as in the proof of Theorem 2, using that $\ell_{\max} \leq \log_\phi N$ and putting inside L_1 the lengths up to $\lceil \log_\phi n \rceil$. Then $n_1\mathcal{H}(L_1) = \mathcal{O}(n_1)$ and $n_2\mathcal{H}(L_2) \leq \lg \lg(N/n) + \mathcal{O}(n_2)$. \square

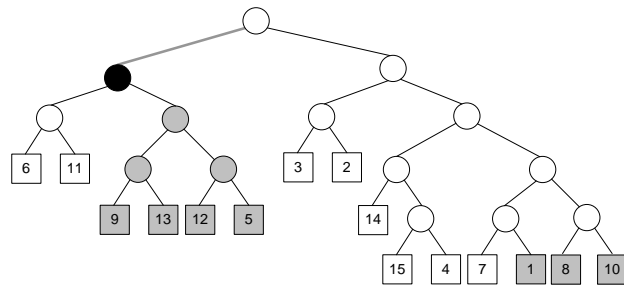
5 Multiplicative Approximation

In this section we obtain a multiplicative rather than an additive approximation to the optimal prefix code, in order to achieve a sublinear-sized representation of the code. We will divide the alphabet into frequent and infrequent symbols, and store information about only the frequent ones.

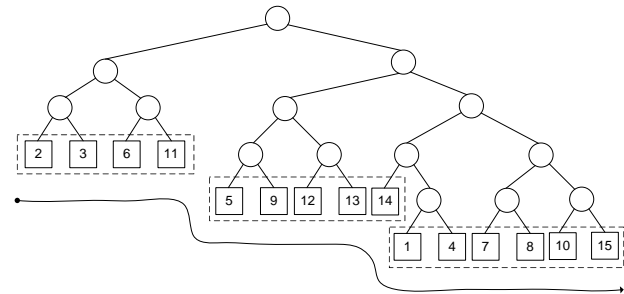
Given a constant $c > 1$, we use Milidiú and Laber's algorithm [35] to build a prefix code with maximum codeword length $\ell_{\max} = \lceil \lg n \rceil + \lceil 1/(c-1) \rceil + 1$ (our final codes will have length up to $\ell_{\max} + 1$). We call a symbol's codeword *short* if it has length at most $\ell_{\max}/c + 2$, and *long* otherwise. Notice there are $S \leq 2^{\ell_{\max}/c+2} = \mathcal{O}(n^{1/c})$ symbols with short codewords. Also, although applying Milidiú and Laber's algorithm may cause some exceptions, symbols with short codewords



(a)



(b)



(c)

Figure 2: An example of Milidiú and Laber’s algorithm [35]. In (a), a canonical Huffman tree. We set $l_{max} = 5$ and remove all the symbols below that level (marked with the dotted line), which yields three empty nodes (marked as black circles in the top tree). In (b), those black circles are replaced by the deepest symbols below level l_{max} : 1, 8, and 10. The other symbols below l_{max} , 9, 13, 12 and 5, form a balanced binary tree that is hung from a new node created as the left child of the root (in black in the middle tree). The former left child of the root becomes the left child of this new node. Finally, in (c), we transform the middle tree into its canonical form, but sorting those symbols belonging to the same level in increasing order.

are usually more frequent than symbols with long ones. We will hereafter call *frequent/infrequent* symbols those encoded with short/long codewords.

Note that, if we build a canonical code, all the short codewords will precede the long ones. We first describe how to handle the frequent symbols. A perfect hash data structure [17] `hash` will map the frequent symbols in $[1, n]$ to the interval $[1, S]$ in constant time. The reverse mapping is done via a plain array `ihash` $[1, S]$ that stores the original symbol that corresponds to each mapped symbol. We use this mapping also to reorder the frequent symbols so that the corresponding prefix in array `Symb` (recall Section 3) reads $1, 2, \dots, S$. Thanks to this, we can encode and decode any frequent symbol using just `first`, `sR`, predecessor structures on both of them, and the tables `hash` and `ihash`. To encode a frequent symbol a_i , we find it in `hash`, obtain the mapped symbol $a' \in [1, S]$, find the predecessor `sR` $[\ell]$ of a' and then the code is the ℓ -bit integer $c_i = \text{first}[\ell] + a' - \text{sR}[\ell]$. To decode a short code c_i , we first find its corresponding length ℓ using the predecessor structure on `first`, then obtain its mapped code $a' = \text{sR}[\ell] + c_i - \text{first}[\ell]$, and finally the original symbol is $i = \text{ihash}[a']$. Structures `hash` and `ihash` require $\mathcal{O}(n^{1/c} \log n)$ bits, whereas `sR` and `first`, together with their predecessor structures, require less, $\mathcal{O}(\log^2 n)$ bits.

The long codewords will be replaced by *new* codewords, all of length $\ell_{\max} + 1$. Let c_{long} be the first long codeword and let ℓ be its length. Then we form the new codeword c'_{long} by appending $\ell_{\max} + 1 - \ell$ zeros at the end of c_{long} . The new codewords will be the $(\ell_{\max} + 1)$ -bit integers $c'_{\text{long}}, c'_{\text{long}} + 1, \dots, c'_{\text{long}} + n - 1$. An infrequent symbol a_i will be mapped to code $c'_{\text{long}} + i - 1$ (frequent symbols a_i will leave unused symbols $c'_{\text{long}} + i - 1$). Figure 3 shows an example.

Since $c > 1$, we have $n^{1/c} < n/2$ for sufficiently large n , so we can assume without loss of generality that there are fewer than $n/2$ short codewords,³ and thus there are at least $n/2$ long codewords. Since every long codeword is replaced by at least two new codewords, the total number of new codewords is at least n . Thus there are sufficient slots to assign codewords c'_{long} to $c'_{\text{long}} + n - 1$.

To encode an infrequent symbol a_i , we first fail to find it in table `hash`. Then, we assign it the $(\ell_{\max} + 1)$ -bits long codeword $c'_{\text{long}} + i - 1$. To decode a long codeword, we first read $\ell_{\max} + 1$ bits into c_i . If $c_i \geq c'_{\text{long}}$, then the codeword is long, and corresponds to the source symbol $a_{c_i - c'_{\text{long}} + 1}$. Note that we use no space to store the infrequent symbols. This leads to proving our result.

Theorem 3 *Let $\mathcal{L}(P)$ be the optimal average codeword length for a distribution P over n symbols. Then, for any constant $c > 1$, under the RAM model with computer word size $w = \Omega(\log n)$, we can store a prefix code over P with average codeword length at most $c\mathcal{L}(P)$, using $\mathcal{O}(n^{1/c} \log n)$ bits, such that encoding and decoding any symbol takes $\mathcal{O}(1)$ time.*

Proof. Only the claimed average codeword length remains to be proved. By analysis of the algorithm by Milidiú and Laber [35] we can see that the codeword length of a symbol in their length-restricted code exceeds the codeword length of the same symbol in an optimal code by at most 1, and only when the codeword length in the optimal code is at least $\ell_{\max} - \lceil \log n \rceil - 1 = \lceil 1/(c-1) \rceil$. Hence, the codeword length of a frequent symbol exceeds the codeword length of the same symbol in an optimal code by a factor of at most $\frac{\lceil 1/(c-1) \rceil + 1}{\lceil 1/(c-1) \rceil} \leq c$. Every infrequent symbol is encoded with a codeword of length $\ell_{\max} + 1$. Since the codeword length of an infrequent symbol in the length-restricted code is more than $\ell_{\max}/c + 2$, its length in an optimal code is more than $\ell_{\max}/c + 1$. Hence, the codeword length of an infrequent symbol in our code is at most $\frac{\ell_{\max} + 1}{\ell_{\max}/c + 1} < c$ times greater than the codeword

³If this is not the case, then $n = \mathcal{O}(1)$, so we can use any optimal encoding: there will be no redundancy over $\mathcal{L}(P)$ and the asymptotic space formula for storing the code will still be valid.

length of the same symbol in an optimal code. Hence, the average codeword length for our code is less than c times the optimal one. \square

Again, under mild assumptions, this means that we can store a code with average length within c times the optimum, in $\mathcal{O}(n^{1/c} \log n)$ bits and allowing constant-time encoding and decoding.

6 Experimental Results

We engineer and implement the optimal and approximate code representations described above, obtaining complexities that are close to the theoretical ones. We compare these with the best known alternatives to represent prefix codes we are aware of. Our comparisons will measure the size of the code representation, the encoding and decoding time and, in the case of the approximations, the redundancy on top of $\mathcal{H}(P)$.

6.1 Implementations

Our constant-time results build on two data structures. One is the multiary wavelet tree [16, 5]. A practical study [7] shows that multiary wavelet trees can be faster than binary ones, but require significantly more space (even with the better variants they design). To prioritize space, we will use binary wavelet trees, which perform the operations in time $\mathcal{O}(\log \ell_{\max}) = \mathcal{O}(\log \log N)$.

The second constant-time data structure is the fusion tree [18], of which there are no practical implementations as far as we know. Even implementable loglogarithmic predecessor search data structures, like van Emde Boas trees [51], are worse than binary search for small universes like our range $[1, \ell_{\max}] = [1, \mathcal{O}(\log N)]$. With a simple binary search on first we obtain a total encoding and decoding time of $\mathcal{O}(\log \log N)$, which is sufficiently good for practical purposes. Even more, preliminary experiments showed that sequential search on first is about as good as binary search in our test collections (this is also the case with classical representations [34]). Although sequential search costs $\mathcal{O}(\log N)$ time, the higher success of instruction prefetching makes it much faster than binary search. Thus, our experimental results use sequential search.

To achieve space close to $n\mathcal{H}_0(L)$ in the wavelet tree, we use a Huffman-shaped wavelet tree [43]. The bitmaps of the wavelet tree are represented in plain form and using a space overhead of 37.5% to support *rank/select* operations [42]. The total space of the wavelet tree is thus close to $1.375 \cdot n\mathcal{H}_0(L)$ bits in practice. Besides, we enhance these bitmaps with a small additional index to speed up *select* operations [45], which increases the constant 1.375 to at least 1.4, or more if we want more speed. An earlier version of our work [44] recasts this wavelet tree into a compressed permutation representation [4] of vector `Symb`, which leads to a similar implementation.

For the additive approximation of Section 4, we use the same implementation as for the exact version, after modifying the code tree as described in that section. The lower number of levels will automatically make sequence L more compressible and the wavelet tree faster.

For the multiplicative approximation of Section 5, we implement table hash with double hashing. The hash function is of the form $h(x, i) = (h_1(x) + (i - 1) \cdot h_2(x)) \bmod m$ for the i th trial, where $h_1(x) = x \bmod m$, $h_2(x) = 1 + (x \bmod (m - 1))$, where m is a prime number. Predecessor searches over `sR` and `first` are done via binary search since, as discussed above, theoretically better predecessor data structures are not advantageous on this small domain.

Classical Huffman codes. As a baseline to compare with our encoding, we use the representation of Figure 1(a), using $n \ell_{\max}$ bits for **Codes**, $n \lg n$ bits for **Symb**, ℓ_{\max}^2 bits for **first**, and $\ell_{\max} \lg n$ bits for **sR**. For compression, the obvious constant-time solution using **Codes** is the fastest one. We also implemented the fastest decompression strategies we are aware of, which are more sophisticated. The naive approach, dubbed **TABLE** in our experiments, consists of iteratively probing the next ℓ bits from the compressed sequence, where ℓ is the next available tree depth. If the relative numeric code resulting from reading ℓ bits exceeds the number of nodes at this level, we probe the next level, and so on until finding the right length [47].

Much research has focused on improving upon this naive approach [38, 36, 12, 49, 26, 34]. For instance, one could use an additional table that takes a prefix of b bits of the compressed sequence and tells which is the minimum code length compatible with that prefix. This speeds up decompression by reducing the number of iterations needed to find a valid code. This technique was proposed by Moffat and Turpin [38] and we call it **TABLE_S** in our experiments. Alternatively, one could use a table that stores, for all the b -bit prefixes, the symbols that can be directly decoded from them (if any) and how many bits those symbols use. Note this technique can be combined with **TABLE_S**: if no symbol can be decoded, we use **TABLE_S**. In our experiments, we call **TABLE_E** the combination of these two techniques.

Note that, when measuring compression/decompression times, we will only consider the space needed for compression/decompression (whereas our structure is a single one for both operations).

Hu-Tucker codes. As a representative of a suboptimal code that requires little storage space [10], we also implement alphabetic codes, using the Hu-Tucker algorithm [27, 32]. This algorithm takes $\mathcal{O}(n \log n)$ time and yields the optimal alphabetic code, which guarantees an average code length below $\mathcal{H}(P) + 2$. As the code is alphabetic, no permutation of symbols needs to be stored; the i th leaf of the code tree corresponds to the i th source symbol. On the other hand, the tree shape is arbitrary. We implement the code tree using succinct tree representations, more precisely the so-called **FF** [2], which efficiently supports the required navigation operations. This representation requires 2.37 bits per tree node, that is, $4.74n$ bits for our tree (which has n leaves and $n - 1$ internal nodes). **FF** represents general trees, so we convert the binary code tree into a general tree using the well-known mapping [40]: we identify the left child of the code tree with the first child in the general tree, and the right child of the code tree with the next sibling in the general tree. The general tree has an extra root node whose children are the nodes in the rightmost path of the code tree.

With this representation, compression of symbol c is carried out by starting from the root and descending towards the c th leaf. We use the number of leaves on the left subtree to decide whether to go left or right. The left/right decisions made in the path correspond to the code. In the general tree, we compute the number of nodes k in the subtree of the first child, and then the number of leaves in the code tree is $k/2$. For decompression, we start from the root and descend left or right depending on the bits of the code. Each time we go right, we accumulate the number of leaves on the left, so that when we arrive at a leaf the decoded symbol is the final accumulated value plus 1.

6.2 Experimental Setup

We used an isolated AMD Phenom(tm) II X4 955 running at 800MHz with 8GB of RAM memory and a ST3250318AS SATA hard disk. The operating system is GNU/Linux, Ubuntu 10.04, with kernel 3.2.0-31-generic. All our implementations use a single thread and are coded in **C++**. The

Collection	Length (N)	Alphabet (n)	Entropy ($\mathcal{H}(P)$)	Depth (ℓ_{\max})	Level entr. ($\mathcal{H}_0(L)$)
EsWiki	200,000,000	1,634,145	11.12	28	2.24
EsInv	300,000,000	1,005,702	5.88	28	2.60
Indo	120,000,000	3,715,187	16.29	27	2.51

Table 1: Main statistics of the texts used.

Collection	Naive (nw)	Engineered ($n\ell_{\max}$)	Canonical ($n\lg n$)	Ours ($n\mathcal{H}_0(L)$)	Compressed [50]
EsWiki	6.23 MB	5.45 MB	4.02 MB	0.44 MB	0.45 MB
EsInv	3.83 MB	3.35 MB	2.39 MB	0.31 MB	0.33 MB
Indo	14.17 MB	11.96 MB	9.67 MB	1.11 MB	1.18 MB

Table 2: Rough minimum size of various model representations.

compiler is `gcc` version 4.6.3, with `-O9` optimization. Time results refer to CPU user time. The stream to be compressed and decompressed is read from and written to disk, using the buffering mechanism of the operating system.

We use three datasets⁴ in our experiments. **EsWiki** is a sequence of word identifiers obtained by stemming the Spanish Wikipedia with the Snowball algorithm. Compressing natural language using word-based models is a strong trend in text databases [37]. **EsInv** is the concatenation of differentially encoded inverted lists of a random sample of the Spanish Wikipedia. These have large alphabet sizes but also many repetitions, so they are highly compressible. Finally, **Indo** is the concatenation of the adjacency lists of Web graph **Indochina-2004** available at <http://law.di.unimi.it/datasets.php>. Compressing adjacency lists to zero-order entropy is a simple and useful tool for graphs with power-law degree distributions, although it is usually combined with other techniques [13]. We use a prefix of each of the sequences to speed up experiments.

Table 1 gives various statistics on the collections. Apart from N and n , we give the empirical entropy of the sequence ($\mathcal{H}(P)$, in bits per symbol or bps), the maximum length of a Huffman code (ℓ_{\max}), and the zero-order entropy of the sequence of levels ($\mathcal{H}_0(L)$, in bps). It can be seen that $\mathcal{H}_0(L)$ is significantly smaller than $\lg \ell_{\max}$, thus our compressed representation of L can indeed be up to an order of magnitude smaller than the worst-case upper bound of $n \lg \ell_{\max}$ bits.

Before we compare the exact sizes of different representations, which depend on the extra data structures used to speed up encoding and decoding, Table 2 gives the size of the basic data that must be stored in each case. The first column shows nw , the size of a naive model representation using computer words of $w = 32$ bits. The second shows $n\ell_{\max}$, which corresponds to a more engineered representation where we use only the number of bits required to describe a codeword. In these two, more structures are needed for decoding but we ignore them. The third column gives $n \lg n$, which is the main space cost of a canonical Huffman tree representation: basically the permutation of symbols (different ones for encoding and decoding). The fourth column shows $n\mathcal{H}_0(L)$, which is a lower bound on the size of our model representation (the exact value will depend on the desired encoding/decoding speed). These raw numbers explain why our technique will be

⁴Made available in <http://lbd.udc.es/research/ECRPC>

much more effective to represent the model than the typical data structures, and that we can expect up to 7–9-fold space reductions (these will decrease to 6–8-fold on the actual structures). Indeed, this entropy space is close to that of a sophisticated model representation [50] that can be used only for transmitting the model in compressed form; this is shown in the last column.

6.3 Representing Optimal Codes

Figure 4 compares compression and decompression times, as a function of the space used by the code representations, of our new data structure (COMPR) versus the table based representations described in Section 6.1 (TABLE, TABLE_S, and TABLE_E). We used sampling periods of {16, 32, 64, 128} for the auxiliary data structures added to the wavelet tree bitmaps to speed up *select* operations [45], and parameter $b = 14$ for table based approaches (this gave us the best time performance).

It can be seen that our compressed representations takes just around 12% of the space of the table implementation for compression (an 8-fold reduction), while being 2.5–8 times slower. Note that compression is performed by carrying out *rank* operations on the wavelet tree bitmaps. Therefore, we do not consider the space overhead incurred to speed up *select* operations, and we only plot a single point for technique COMPR at compression charts. Also, we only show the simple (and most compact) TABLE variant, as the improvements of the others apply only to decompression.

For decompression, our solution (COMPR) takes 17% to 45% of the space of the TABLE* variants (thus reaching almost a 6-fold space reduction), but it is also 12–24 times slower. This is because our solution uses operation *select* for decompression, and this is slower than *rank* even with the structures for speeding it up.

Overall, our compact representation is able to compress at a rate around 2.5–5 MB/sec and decompress at 1 MB/sec, while using much less space than a classical Huffman implementation (which compresses/decompresses at around 14–25 MB/sec).

Finally, note that we only need a single data structure to both compress and decompress, while the naive approach uses different tables for each operation. In the cases where both functionalities are simultaneously necessary (as in compressed sequence representations [43]), our structure uses as little as 7% of the space needed by a classical representation.

6.4 Length-Limited Codes

In the theoretical description, we refer to an optimal technique for limiting the length of the code trees to a given value $\ell_{\max} \geq \lceil \lg n \rceil$ [33], as well as several heuristics and approximations:

- **Milidiú:** the approximate technique proposed by Milidiú and Laber [35] that nevertheless guarantees the upper bound we have used in the paper. It takes $\mathcal{O}(n)$ time.
- **Increase:** inspired in the bounds of Katona and Nemetz [31], we start with $f = 2$ and set to f the frequency of each symbol whose frequency is $< f$. Then we build the Huffman tree, and if its height is $\leq \ell_{\max}$, we are done. Otherwise, we increase f by 1 and repeat the process. Since the Huffman construction algorithm is linear-time once the symbols are sorted by frequency and the process does not need to reorder them, this method takes $\mathcal{O}(n \log(n\phi^{-\ell_{\max}})) = \mathcal{O}(n \log n)$ time if we use exponential search to find the correct f value. A close predecessor of this method appears in Chapter 9 of *Managing Gigabytes* [52]. They use a multiplicative

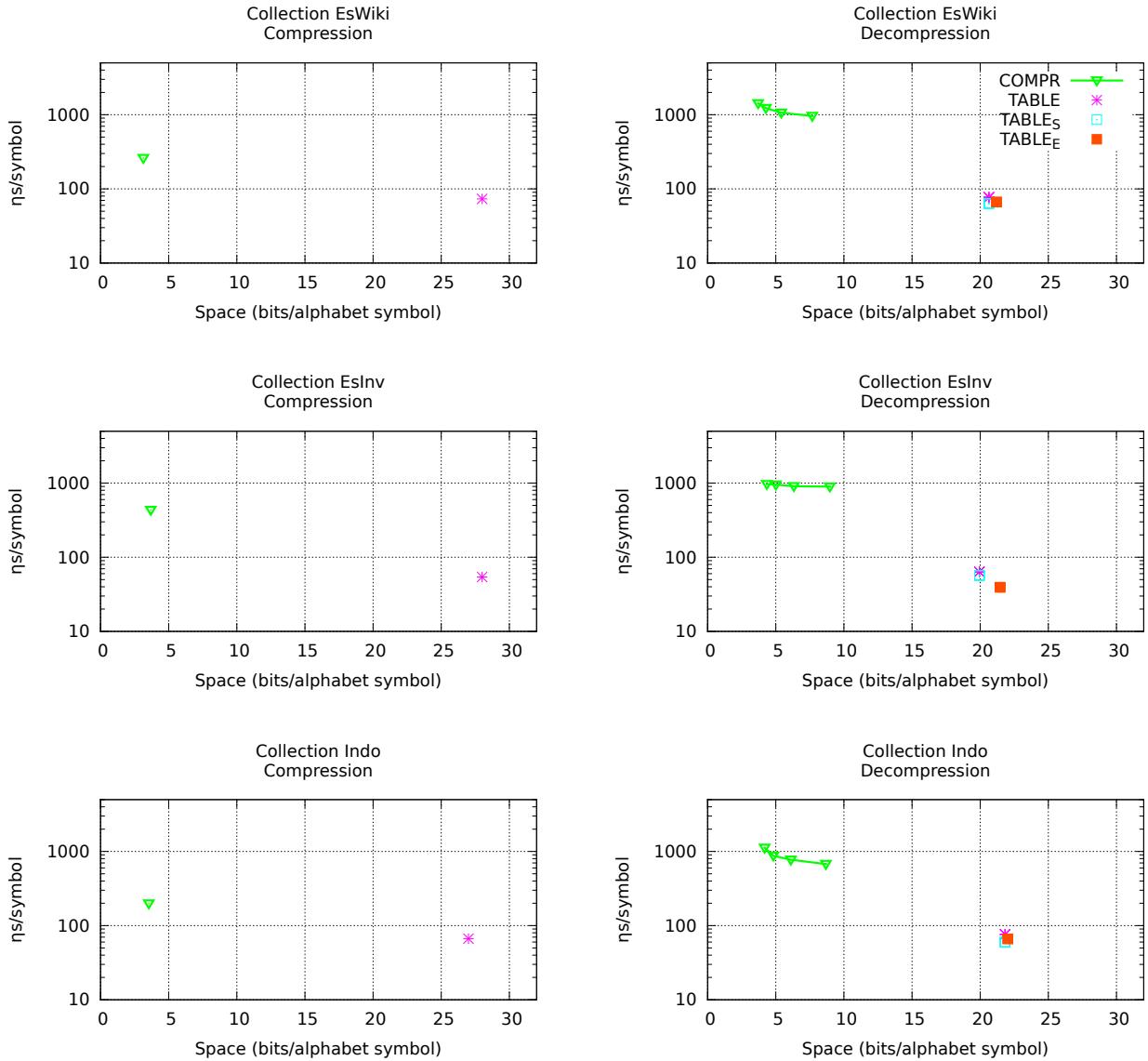


Figure 4: Code representation size versus compression/decompression time for table based representations (TABLE, TABLE_S, and TABLE_E) and ours (COMPR). Time (in logscale) is measured in nanoseconds per symbol.

instead of an additive approximation, so as to find an appropriate f faster. Thus they may find a value of f that is larger than the optimal.

- **Increase-A**: analogous to **Increase**, but instead adds f to the frequency of each symbol.
- **Balance**: the technique (e.g., see [3]), that balances the parents of the maximal subtrees that, even if balanced, exceed the maximum allowed height. It also takes $\mathcal{O}(n)$ time. In the case of a canonical Huffman tree, this is even simpler, since only one node along the rightmost path of the tree needs to be balanced.
- **Optimal**: the package-merge algorithm of Larmore and Hirshberg [33]. Its time complexity is $\mathcal{O}(n \ell_{\max})$.

Figure 5 compares the techniques for all the meaningful ℓ_{\max} values, showing the additive redundancy they produce over $\mathcal{H}(P)$. It can be seen that the average code lengths obtained by **Milidiú**, although they have theoretical guarantees, are not so good in practice. They are comparable with those of **Balance**, a simpler and still linear-time heuristic, which however does not provide any guarantee and sometimes can only return a completely balanced tree. On the other hand, technique **Increase** performs better than or equal to **Increase-A**, and actually matches the average code length of **Optimal** systematically in the three collections.

Techniques **Milidiú**, **Balance**, and **Optimal** are all equally fast in practice, taking about 2 seconds to find their length-restricted code in our collections. The time for **Increase** and **Increase-A** depends on the value of ℓ_{\max} . For large values of ℓ_{\max} , they also take around 2 seconds, but this raises up to 20 seconds when ℓ_{\max} is closer to $\lceil \lg n \rceil$ (and thus the value f to add is larger, up to 100–300 in our sequences).

In practice, technique **Increase** can be recommended for its extreme simplicity to implement and very good approximation results. If the construction time is an issue, then **Optimal** should be used. It performs fast in practice and it is not so hard to implement⁵. For the following experiments, we will use the results of **Optimal/Increase**.

As a final note, observe that by restricting the code length to, say, $\ell_{\max} = 22$ on **EsWiki** and **EsInv** and $\ell_{\max} = 23$ on **Indo**, the additive redundancy obtained is below $\epsilon = 0.6$, and the redundancy is below 5% of $\mathcal{H}(P)$.

6.5 Approximations

Now we evaluate the additive and multiplicative approximations, in terms of average code length \mathcal{L} , compression and decompression performance. We compare them with two optimal model representations, **OPT-T** and **OPT-C**, which correspond to **TABLE** and **COMPR** of Section 6.3. The additive approximations (Section 4) included, **ADD+T** and **ADD+C**, are obtained by restricting the maximum code lengths to ℓ_{\max} and storing the resulting codes using **TABLE** or **COMPR**, respectively. We show one point per $\ell_{\max} = 22 \dots 27$ on **EsWiki** and **EsInv**, and $\ell_{\max} = 22 \dots 26$ on **Indo**. For the multiplicative approximation (Section 5), we test the variants **MULT- ℓ_{\max}** , which limit ℓ_{\max} to 25 and 26, and use c values 1.5, 1.75, 2, and 3. For all the solutions that use a wavelet tree, we have fixed a *select* sampling rate to 32.

Figure 6 shows the results in terms of bps for storing the model versus the resulting redundancy of the code, measured as $\mathcal{L}(P)/\mathcal{H}(P)$.

⁵There are even some public implementations, for example <https://gist.github.com/imaya/3985581>

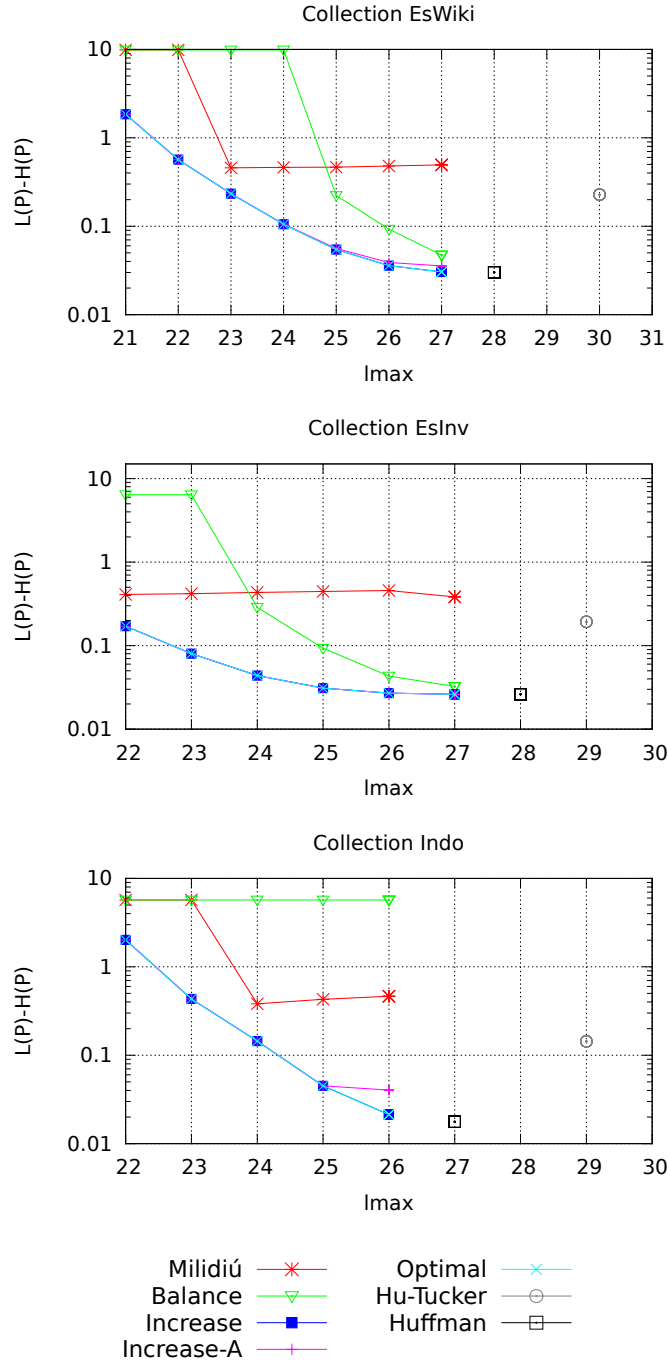


Figure 5: Comparison of the length-restricted approaches measured as their additive redundancy (in logscale) over the zero-order empirical entropy, $\mathcal{H}(P)$, for each value of l_{\max} . We also include Hu-Tucker and Huffman as reference points.

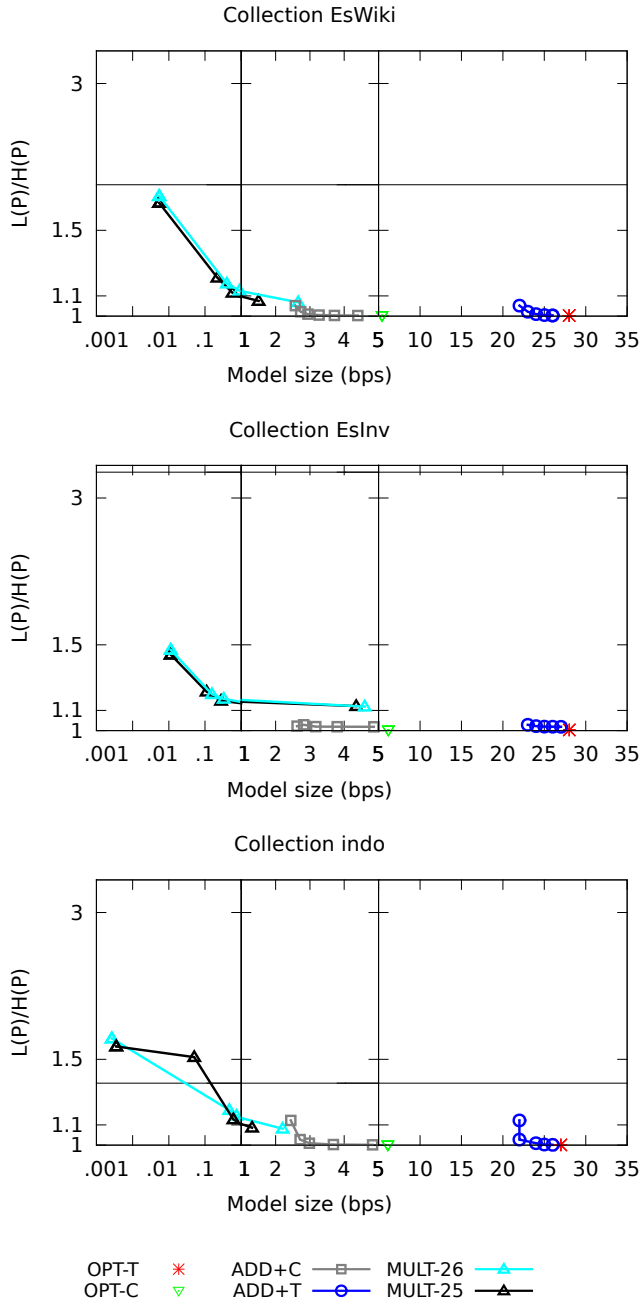


Figure 6: Relation between the size of the model and the average code length. The x -axes are in logscale for values smaller than 1 and in two linear scales for 1–5 and 5–35. The horizontal line shows the limit $\lceil \lg n \rceil / \mathcal{H}(P)$, where no compression is obtained compared with a fixed-length code.

The additive approximations have a mild impact when implemented in classical form. However, the compact representation, ADD+C, reaches half the space of our exact compact representation, OPT-C. This is obtained at the price of a modest redundancy, below 5% in all cases, if one uses reasonable values for ℓ_{\max} .

With the larger c values, the multiplicative approach is extremely efficient for storing the model, reaching reductions up to 2 and 3 orders of magnitude with respect to the classic representations. However, this comes at the price of a redundancy that can reach 50%. The redundancy may go beyond $\lceil \lg n \rceil / \mathcal{H}(P)$, at which point it is better to use a plain code of $\lceil \lg n \rceil$ bits. Instead, with value $c = 1.75$, the model size is still 20 times smaller than a classical representation, and 2–3 times smaller than the most compact representation of additive approximations, with a redundancy only slightly over 10%.

Figure 7 compares these representations in terms of compression and decompression performance. The numbers near each point show the redundancy (as a percentage over the entropy) of the model representing that point. We use ADD+C with values $\ell_{\max} = 22$ on `EsWiki` and `EsInv` and $\ell_{\max} = 23$ on `Indo`. For ADD+T, the decompression times are the same for all the tested ℓ_{\max} values. In this figure we set the *select* samplings of the wavelet trees to (32, 64, 128). We also include in the comparison the variant MULT-26 with $c = 1.75$ and 1.5.

It can be seen that the multiplicative approach is very fast, comparable to the table-based approaches ADD+T and OPT-T: 10%–50% slower at compression and at most 20% slower at decompression. Within this speed, if we use $c = 1.75$, the representation is 6–11 times smaller than the classical one for compression and 5–9 times for decompression, at the price of about 10% of redundancy. If we choose $c = 1.5$, the redundancy increases to about 20% but the model becomes an order of magnitude smaller.

The compressed additive approach (ADD+C) achieves a smaller model than the multiplicative one with $c = 1.75$ (it is 14 times smaller than the classical representation for compression and 11 times for decompression). This is achieved with significantly less redundancy than the multiplicative model, just 3%–5%. However, although ADD+C is about 20%–30% faster than the exact code OPT-C, it is still significantly slower than the table-based representations (2–5.5 times slower for compression and 9–17 for decompression).

Finally, we can see that our compact implementation of Hu-Tucker codes achieves competitive space, but it is an order of magnitude slower than our additive approximations, which can always use simultaneously less space and time. With respect to the redundancy, Figure 5 shows that Hu-Tucker codes are equivalent to our additive approximations with $\ell_{\max} = 23$ on `EsWiki`, $\ell_{\max} = 22$ on `EsInv`, and $\ell_{\max} = 24$ on `Indo`. This shows that the use of alphabetic codes as a suboptimal code to reduce the model representation size is inferior, in all aspects, to our additive approximations. Figure 7 shows that Hu-Tucker is also inferior, in the three aspects, to our compact optimal codes, OPT-C. We remark that alphabetic codes are interesting by themselves for other reasons, in contexts where preserving the order of the source symbols is important.

7 Conclusions

We have explored the problem of providing compact representations of Huffman models. The model size is relevant in several applications, particularly because it must reside in main memory for efficient compression and decompression.

We have proposed new representations achieving constant compression and decompression time

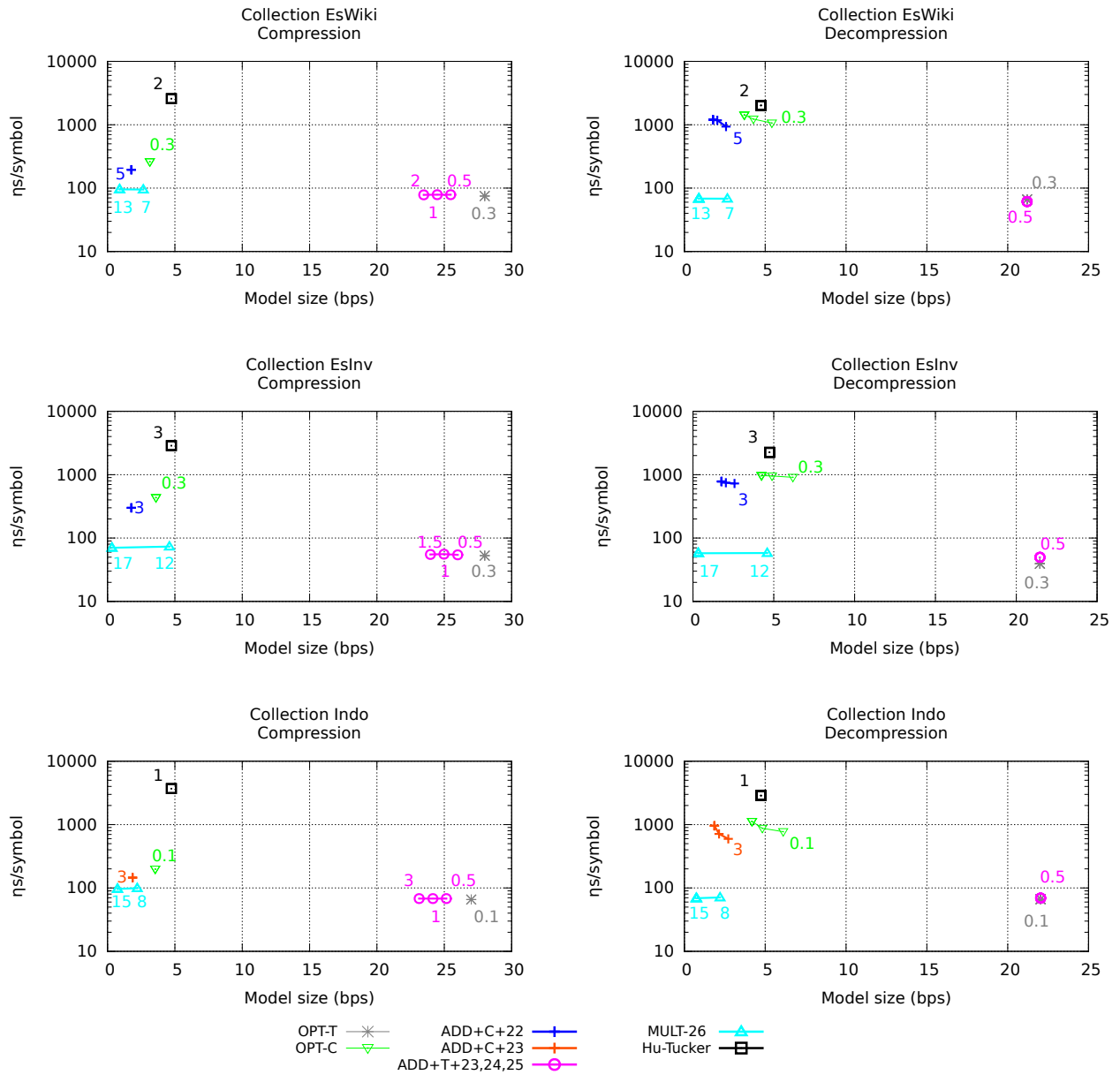


Figure 7: Space/time performance of the approximate and exact approaches. Times are in nanoseconds per symbol and in logscale. The numbers around the points are their redundancy as a percentage of the entropy.

per symbol while using $\mathcal{O}(n \log \log(N/n))$ bits per symbol, where n is the alphabet size and N the sequence length. This is in contrast to the (at least) $\mathcal{O}(n \log n)$ bits used by previous representations. In our practical implementation, the time complexities are $\mathcal{O}(\log \log N)$ and even $\mathcal{O}(\log N)$, but we do achieve 8-fold space reductions for compression and up to 6-fold for decompression. This comes, however, at the price of increased compression and decompression time (2.5–8 times slower at compression and 12–24 at decompression), compared to current representations. In low-memory scenarios, the space reduction can make the difference between fitting the model in main memory or not, and thus the increased times are the price to pay.

We also showed that, by tolerating a small additive overhead of ϵ on the average code length, the model can be stored in $\mathcal{O}(n \log \log(1/\epsilon))$ bits, while maintaining constant compression and decompression time. In practice, these additive approximations can halve our compressed model size (becoming 11–14 times smaller than a classical representation), while incurring a very small increase (5%) in the average code length. They are also faster, but still 2–5.5 times slower for compression and 5–9 for decompression.

Finally, we showed that a multiplicative penalty in the average code length allows storing the model in $o(n)$ bits. In practice, the reduction in model size is sharp, while the compression and decompression times are only 10%–50% and 0%–20% slower, respectively, than classical implementations. Redundancies are higher, however. With 10% of redundancy, the model size is close to that of the additive approach, and with 20% the size decreases by another order of magnitude.

Some challenges for future work are:

- Adapt these representations to dynamic scenarios, where the model undergoes changes as compression/decompression progresses. While our compact representations can be adapted to support updates, the main problem is how to efficiently maintain a dynamic canonical Huffman code. We are not aware of such a technique.
- Find more efficient representations of alphabetic codes. Our baseline achieves reasonably good space, but the navigation on the compact tree representations slows it down considerably. It is possible that faster representations supporting left/right child and subtree size can be found.
- Find constant-time encoding and decoding methods that are fast and compact in practice. Multiary wavelet trees [7] are faster than binary wavelet trees, but generally use much more space. Giving them the shape of a (multiary) Huffman tree and using plain representations for the sequences in the nodes could reduce the space gap with our binary Huffman-shaped wavelet trees used to represent L . As for the fusion trees, looking for a practical implementation of trees with arity w^ϵ , which outperforms a plain binary search, is interesting not only for this problem, but in general for predecessor searches on small universes.

Acknowledgements. We thank the reviewers, whose comments helped improve the paper significantly.

References

- [1] M. Adler and B. M. Maggs. Protocols for asymmetric communication channels. *Journal of Computer and System Sciences*, 63(4):573–596, 2001.

- [2] D. Arroyuelo, R. Cánovas, G. Navarro, and K. Sadakane. Succinct trees in practice. In *Proc. 11th Workshop on Algorithm Engineering and Experiments (ALENEX)*, pages 84–97, 2010.
- [3] J. Barbay and G. Navarro. Compressed representations of permutations, and applications. In *Proc. 26th International Symposium on Theoretical Aspects of Computer Science (STACS)*, pages 111–122, 2009.
- [4] J. Barbay and G. Navarro. On compressing permutations and adaptive sorting. *Theoretical Computer Science*, 513:109–123, 2013.
- [5] D. Belazzougui and G. Navarro. New lower and upper bounds for representing sequences. In *Proc. 20th Annual European Symposium on Algorithms (ESA)*, LNCS 7501, pages 181–192, 2012.
- [6] J. L. Bentley, D. D. Sleator, R. E. Tarjan, and V. K. Wei. A locally adaptive data compression scheme. *Communications of the ACM*, 29(4), 1986.
- [7] A. Bowe. *Multinary Wavelet Trees in Practice*. Honours thesis, RMIT University, Australia, 2010.
- [8] N. Brisaboa, A. Fariña, S. Ladra, and G. Navarro. Implicit indexing of natural language text by reorganizing bytecodes. *Information Retrieval*, 15(6):527–557, 2012.
- [9] N. Brisaboa, A. Fariña, G. Navarro, and J. Paramá. Lightweight natural language text compression. *Information Retrieval*, 10:1–33, 2007.
- [10] N. Brisaboa, G. Navarro, and A. Ordóñez. Smaller self-indexes for natural language. In *Proc. 19th International Symposium on String Processing and Information Retrieval (SPIRE)*, LNCS 7608, pages 372–378, 2012.
- [11] M. Buro. On the maximum length of Huffman codes. *Information Processing Letters*, 45(5):219–223, 1993.
- [12] Y. Choueka, S. T. Klein, and Y. Perl. Efficient variants of Huffman codes in high level languages. In *Proc. 8th Annual International ACM Conference on Research and development in Information Retrieval (SIGIR)*, pages 122–130. ACM, 1985.
- [13] F. Claude and G. Navarro. Fast and compact Web graph representations. *ACM Transactions on the Web*, 4(4):article 16, 2010.
- [14] P. Davoodi, R. Raman, and S. Rao Satti. Succinct representations of binary trees for range minimum queries. In *Proc. 18th Annual International Conference on Computing and Combinatorics (COCOON)*, LNCS 7434, pages 396–407, 2012.
- [15] P. Ferragina, R. Giancarlo, G. Manzini, and M. Sciortino. Boosting textual compression in optimal linear time. *Journal of the ACM*, 52(4):688–713, 2005.
- [16] P. Ferragina, G. Manzini, V. Mäkinen, and G. Navarro. Compressed representations of sequences and full-text indexes. *ACM Transactions on Algorithms*, 3(2):article 20, 2007.

- [17] M. L. Fredman, J. Komlós, and E. Szemerédi. Storing a sparse table with $\mathcal{O}(1)$ worst case access time. *Journal of the ACM*, 31(3):538–544, 1984.
- [18] M. L. Fredman and D. E. Willard. Surpassing the information theoretic bound with fusion trees. *Journal of Computer and System Sciences*, 47(3):424–436, 1993.
- [19] T. Gagie. Compressing probability distributions. *Information Processing Letters*, 97(4):133–137, 2006.
- [20] T. Gagie. Large alphabets and incompressibility. *Information Processing Letters*, 99(6):246–251, 2006.
- [21] T. Gagie. Dynamic asymmetric communication. *Information Processing Letters*, 108(6):352–355, 2008.
- [22] T. Gagie, G. Navarro, and Y. Nekrich. Fast and compact prefix codes. In *Proc. 36th International Conference on Current Trends in Theory and Practice of Computer Science (SOFSEM)*, LNCS 5901, pages 419–427, 2010.
- [23] T. Gagie and Y. Nekrich. Worst-case optimal adaptive prefix coding. In *Proc. 9th Symposium on Algorithms and Data Structures (WADS)*, pages 315–326, 2009.
- [24] E. N. Gilbert and E. F. Moore. Variable-length binary encodings. *Bell System Technical Journal*, 38:933–967, 1959.
- [25] R. Grossi, A. Gupta, and J. Vitter. High-order entropy-compressed text indexes. In *Proc. 14th ACM-SIAM Symposium on Discrete Algorithms (SODA)*, pages 841–850, 2003.
- [26] R. Hashemian. Memory efficient and high-speed search Huffman coding. *Communications, IEEE Transactions on*, 43(10):2576–2581, 1995.
- [27] T. C. Hu and A. C. Tucker. Optimal computer search trees and variable-length alphabetical codes. *SIAM Journal of Applied Mathematics*, 21(4):514–532, 1971.
- [28] D. Huffman. A method for the construction of minimum-redundancy codes. *Proceedings of the I.R.E.*, 40(9):1090–1101, 1952.
- [29] J. Kärkkäinen and S. J. Puglisi. Fixed block compression boosting in FM-indexes. In *Proc. 18th International Symposium on String Processing and Information Retrieval (SPIRE)*, pages 174–184, 2011.
- [30] M. Karpinski and Y. Nekrich. A fast algorithm for adaptive prefix coding. *Algorithmica*, 55(1):29–41, 2009.
- [31] G. O. H. Katona and T. O. H. Nemetz. Huffman codes and self-information. *IEEE Transactions on Information Theory*, 22(3):337–340, 1976.
- [32] D. E. Knuth. *The Art of Computer Programming. Vol. 3: Sorting and Searching*. Addison-Wesley, 1973.
- [33] L. L. Larmore and D. S. Hirschberg. A fast algorithm for optimal length-limited Huffman codes. *Journal of the ACM*, 37(3):464–473, 1990.

- [34] M. Liddell and A. Moffat. Decoding prefix codes. *Software: Practice and Experience*, 36(15):1687–1710, 2006.
- [35] R. L. Milidiú and E. S. Laber. Bounding the inefficiency of length-restricted prefix codes. *Algorithmica*, 31(4):513–529, 2001.
- [36] R. L. Milidiú, E. S. Laber, L. O. Moreno, and J. C Duarte. A fast decoding method for prefix codes. In *Proc. 13th Data Compression Conference (DCC)*, page 438, 2003.
- [37] A. Moffat. Word-based text compression. *Software Practice and Experience*, 19(2):185–198, 1989.
- [38] A. Moffat and A. Turpin. On the implementation of minimum-redundancy prefix codes. *IEEE Transactions on Communications*, 45(10):1200–1207, 1997.
- [39] E. Moura, G. Navarro, N. Ziviani, and R. Baeza-Yates. Fast and flexible word searching on compressed text. *ACM Transactions on Information Systems*, 18(2):113–139, 2000.
- [40] J. I. Munro and V. Raman. Succinct representation of balanced parentheses and static trees. *SIAM Journal on Computing*, 31(3):762–776, 2001.
- [41] N. Nakatsu. Bounds on the redundancy of binary alphabetical codes. *IEEE Transactions on Information Theory*, 37(4):1225–1229, 1991.
- [42] G. Navarro. Implementing the LZ-index: Theory versus practice. *ACM Journal of Experimental Algorithmics (JEA)*, 13:article 2, 2009.
- [43] G. Navarro. Wavelet trees for all. *Journal of Discrete Algorithms*, 25:2–20, 2014.
- [44] G. Navarro and A. Ordóñez. Compressing Huffman models on large alphabets. In *Proc. 23rd Data Compression Conference (DCC)*, pages 381–390, 2013.
- [45] G. Navarro and E. Provedel. Fast, small, simple rank/select on bitmaps. In *Proc. 11th International Symposium on Experimental Algorithms (SEA)*, LNCS 7276, pages 295–306, 2012.
- [46] M. Patrascu and M. Thorup. Time-space trade-offs for predecessor search. *CoRR*, cs/0603043v1, 2008. <http://arxiv.org/pdf/cs/0603043v1>.
- [47] E. S. Schwarz and B. Kallick. Generating a canonical prefix encoding. *Communications of the ACM*, 7(3):166–169, 1964.
- [48] D. Sheinwald. On binary alphabetic codes. In *Proc. 2nd Data Compression Conference (DCC)*, pages 112–121, 1992.
- [49] A. Siemiński. Fast decoding of the Huffman codes. *Information Processing Letters*, 26(5):237–241, 1988.
- [50] A. Turpin and A. Moffat. Housekeeping for prefix coding. *IEEE Transactions on Communications*, 48(4):622–628, 2000.
- [51] P. van Emde Boas, R. Kaas, and E. Zijlstra. Design and implementation of an efficient priority queue. *Mathematical Systems Theory*, 10:99–127, 1977.

- [52] I. H. Witten, A. Moffat, and T. C. Bell. *Managing Gigabytes: Compressing and Indexing Documents and Images*. Morgan Kaufmann, 2nd edition, 1999.