

First determination of the one-proton induced Non-Mesonic Weak Decay width of p -shell Λ -Hypernuclei

The FINUDA Collaboration, M. Agnello^{a,b}, L. Benussi^c, M. Bertani^c,
H.C. Bhang^d, G. Bonomi^{e,f}, E. Botta^{g,b,*}, T. Bressani^{g,b}, S. Bufalino^b,
D. Calvo^b, P. Camerini^{h,i}, B. Dalena^{j,k,1}, F. De Mori^{g,b}, G. D'Erasmus^{j,k},
A. Feliciello^b, A. Filippi^b, H. Fujioka^l, P. Gianotti^c, N. Grioniⁱ,
V. Lucherini^c, S. Marcello^{g,b}, T. Nagae^l, H. Outa^m, V. Patricchio^j, S. Pianoⁱ,
R. Rui^{h,i}, G. Simonetti^{j,k}, A. Zenoni^{e,f}

^a*DISAT, Politecnico di Torino, corso Duca degli Abruzzi 24, Torino, Italy*

^b*INFN Sezione di Torino, via P. Giuria 1, Torino, Italy*

^c*Laboratori Nazionali di Frascati dell'INFN, via. E. Fermi, 40, Frascati, Italy*

^d*Department of Physics, Seoul National University, 151-742 Seoul, South Korea*

^e*Dipartimento di Ingegneria Meccanica e Industriale,*

Università di Brescia, via Branze 38, Brescia, Italy

^f*INFN Sezione di Pavia, via Bassi 6, Pavia, Italy*

^g*Dipartimento di Fisica, Università di Torino, via P. Giuria 1, Torino, Italy*

^h*Dipartimento di Fisica, Università di Trieste, via Valerio 2, Trieste, Italy*

ⁱ*INFN Sezione di Trieste, via Valerio 2, Trieste, Italy*

^j*INFN Sezione di Bari, via Amendola 173, Bari, Italy*

^k*Dipartimento di Fisica Università di Bari, via Amendola 173, Bari, Italy*

^l*Department of Physics, Kyoto University, Sakyo-ku, Kyoto Japan*

^m*RIKEN, Wako, Saitama 351-0198, Japan*

Abstract

Previous studies of proton and neutron spectra from Non-Mesonic Weak Decay of eight Λ -Hypernuclei ($A = 5 \div 16$) have been revisited. New values of the ratio of the two-nucleon and the one-proton induced decay widths, Γ_{2N}/Γ_p , are obtained from single proton spectra, $\Gamma_{2N}/\Gamma_p = 0.50 \pm 0.24$, and from neutron and proton coincidence spectra, $\Gamma_{2N}/\Gamma_p = 0.36 \pm 0.14_{stat}^{+0.05_{sys}}_{-0.04_{sys}}$, in full agreement with previously published ones. With these values, a method is

*Corresponding author. E-mail address: botta@to.infn.it

¹Now at CEA/SACLAY, DSM/Irfu/SACM F-91191 Gif-sur-Yvette France

developed to extract the one-proton induced decay width in units of the free Λ decay width, Γ_p/Γ_Λ , without resorting to Intra Nuclear Cascade models but by exploiting only experimental data, under the assumption of a linear dependence on A of the Final State Interaction contribution. This is the first systematic determination ever done and it agrees within the errors with recent theoretical calculations.

Keywords: Λ -hypernuclei, two-nucleon and proton-induced non-mesonic weak decay width

PACS: 21.80.+a, 25.80.Pw

1. Introduction

Λ -Hypernuclei (Hypernuclei in the following) decay through Weak Interaction to non-strange nuclear systems following two modes, the mesonic (MWD) and the non-mesonic (NMWD) one. The MWD is further split into two branches corresponding to the decay modes of the Λ in free space:

$${}^A_\Lambda Z \rightarrow^A (Z + 1) + \pi^- \quad (\Gamma_{\pi^-}) \quad (1)$$

$${}^A_\Lambda Z \rightarrow^A Z + \pi^0 \quad (\Gamma_{\pi^0}). \quad (2)$$

${}^A_\Lambda Z$ indicates the Hypernucleus with mass number A and atomic number Z , ${}^A(Z + 1)$ and ${}^A Z$ the residual nuclear system, usually the daughter nucleus in its ground state, and the Γ 's stand for the decay widths. Since the momentum released to the nucleon in MWD ($p \sim 100$ MeV/c, $Q_{MWD} \sim 37$ MeV) is much lower than the Fermi momentum, the MWD is strongly suppressed by the Pauli exclusion principle in all but the lightest Hypernuclei. In NMWD the Hypernucleus decays through Weak Interaction involving the constituent Λ and one or more core nucleons. The importance of such processes was pointed out for the first time in [1]. If the pion emitted in the weak vertex $\Lambda \rightarrow \pi N$ is virtual, then it can be absorbed by the nuclear medium giving origin to:

$${}^A_\Lambda Z \rightarrow^{A-2} (Z - 1) + n + p \quad (\Gamma_p), \quad (3)$$

$${}^A_\Lambda Z \rightarrow^{A-2} Z + n + n \quad (\Gamma_n), \quad (4)$$

$${}^A_\Lambda Z \rightarrow^{A-3} (Z - 1) + n + n + p \quad (\Gamma_{2N}). \quad (5)$$

The processes (3) and (4) are globally indicated as one-nucleon induced decays (one-proton (3), one-neutron (4)) while (5) as two-nucleon induced decay. By neglecting Λ weak interactions with nuclear clusters of more than two nucleons, the total NMWD width is:

$$\Gamma_{NMWD} = \Gamma_p + \Gamma_n + \Gamma_{2N} . \quad (6)$$

The two-nucleon induced mechanism (5) was first suggested in [2] and interpreted by assuming that the virtual pion from the weak vertex is absorbed by a pair of nucleons (np , pp or nn), correlated by the strong interaction. In (5) we have indicated for simplicity only the most probable process involving np pairs. Note that the NMWD can also be mediated by the exchange of mesons more massive than the pion.

The NMWD mode is possible only in nuclei; the Q-value of the elementary weak reactions driving the decays (3), (4) and (5) is high enough ($Q_{NMWD} \sim 175$ MeV) to avoid any Pauli blocking effect and the final nucleons thus have a large probability to escape from the nucleus. Indeed it is expected that NMWD dominates over MWD for all but the s -shell Hypernuclei and only for very light systems the two decay modes are expected to be competitive. The total decay width of an Hypernucleus, Γ_T , is thus given by:

$$\Gamma_T = \Gamma_{\pi^-} + \Gamma_{\pi^0} + \Gamma_p + \Gamma_n + \Gamma_{2N} . \quad (7)$$

In order to compare data from different Hypernuclei, partial Γ 's are usually given in units of Γ_Λ , the total decay width of the free Λ .

The NMWD of Hypernuclei has been scarcely studied up to a few years ago. Experimentally it is not only necessary to produce and to identify Hypernuclei in their ground state by means of a performing magnetic spectrometer, but also to detect in coincidence the nucleons emitted in (3), (4) and (5) and to measure their energy. Furthermore, there is a big difficulty in extracting the observables related to the above mentioned weak processes due to the strong distortion introduced by Final State Interaction (FSI) on the spectra of the nucleons emitted in the elementary processes corresponding to (3), (4), (5). The information on the initial bare momenta may be completely lost, and their contributions can be mixed, with possible additional quantum-mechanical interference effects [3].

Following the first pioneering experiments [4, 5], the SKS Collaboration measured at the 12 GeV KEK PS the spectra of protons and neutrons from the NMWD of ${}^5_\Lambda\text{He}$ and ${}^{12}_\Lambda\text{C}$ produced by the (π^+, K^+) reaction at 1.05 GeV/c

[6]. At the DAΦNE (e^+ , e^-) collider the FINUDA Collaboration measured the spectra of protons and neutrons from ${}^5_{\Lambda}\text{He}$ and from 7 p -shell Hypernuclei. A full account of all the papers on the subject may be found in [7]. Many theoretical papers have also been produced, motivated by the strong interest and discovery potential of the study of NMWD of Hypernuclei; they are listed [7] as well.

2. A revisited analysis of the proton spectra from FINUDA

In an early paper [8] proton spectra from NMWD of ${}^5_{\Lambda}\text{He}$, ${}^7_{\Lambda}\text{Li}$ and ${}^{12}_{\Lambda}\text{C}$, measured by FINUDA, were presented and discussed.

As a second step, proton spectra from NMWD of ${}^9_{\Lambda}\text{Be}$, ${}^{11}_{\Lambda}\text{B}$, ${}^{13}_{\Lambda}\text{C}$, ${}^{15}_{\Lambda}\text{N}$ and ${}^{16}_{\Lambda}\text{O}$ were produced and analyzed [9]; the experimental energy resolution was $\Delta E/E = 2\%$ at 80 MeV. Figure 1 shows all the experimental spectra; they are up to now a unique data bank for p -shell Hypernuclei with $A = 5 \div 16$, from which several interesting considerations and conclusions were drawn.

In [9] we developed a method for disentangling the contributions from the decay (5) without using IntraNuclear Cascade (INC) calculations, as in [10, 11]. The first step was to fit the eight experimental spectra of Figure 1 above 80 MeV ($\sim Q_{NMWD}/2$) to Gaussians with free central values, widths and areas. In Table 1 the values of the Gaussians centers, μ_0 , with their statistical error are reported.

Recently it was outlined in [12] that the values of μ_0 for ${}^{13}_{\Lambda}\text{C}$, ${}^{15}_{\Lambda}\text{N}$ and ${}^{16}_{\Lambda}\text{O}$ were significantly larger than those calculated following the relativistic kinematics with the exact Q -values for the considered eight decays (3), in the hypothesis of a back-to-back emission of the proton-neutron pair with no recoil of the residual nucleus in its ground state; they are reported in the second column of Table 1 and will be labelled ρ in the following. The reduced χ^2 of μ_0 values with respect to ρ ones, $\chi^2/ndf = \sum_{i=1}^8 (\mu_{0i} - \rho_i)^2 / 16\sigma_{\mu_{0i}}^2$, was 1.88.

In the present work, we check whether better results can be obtained by shifting down the lower edge of the fitting interval of the experimental spectra. The considered χ^2 is minimised in the hypothesis of no recoil of the residual nucleus. In general, the decay happens obeying to both energy and momentum conservation and the kinetic energy of the daughter nucleus is negligible only for higher masses: indeed, in [12], it was found that for the lighter nuclei, ${}^5_{\Lambda}\text{He}$ and ${}^7_{\Lambda}\text{Li}$, a recoil momentum of ~ 200 MeV/ c allows to reproduce the obtained μ_0 values while the corresponding ρ values are

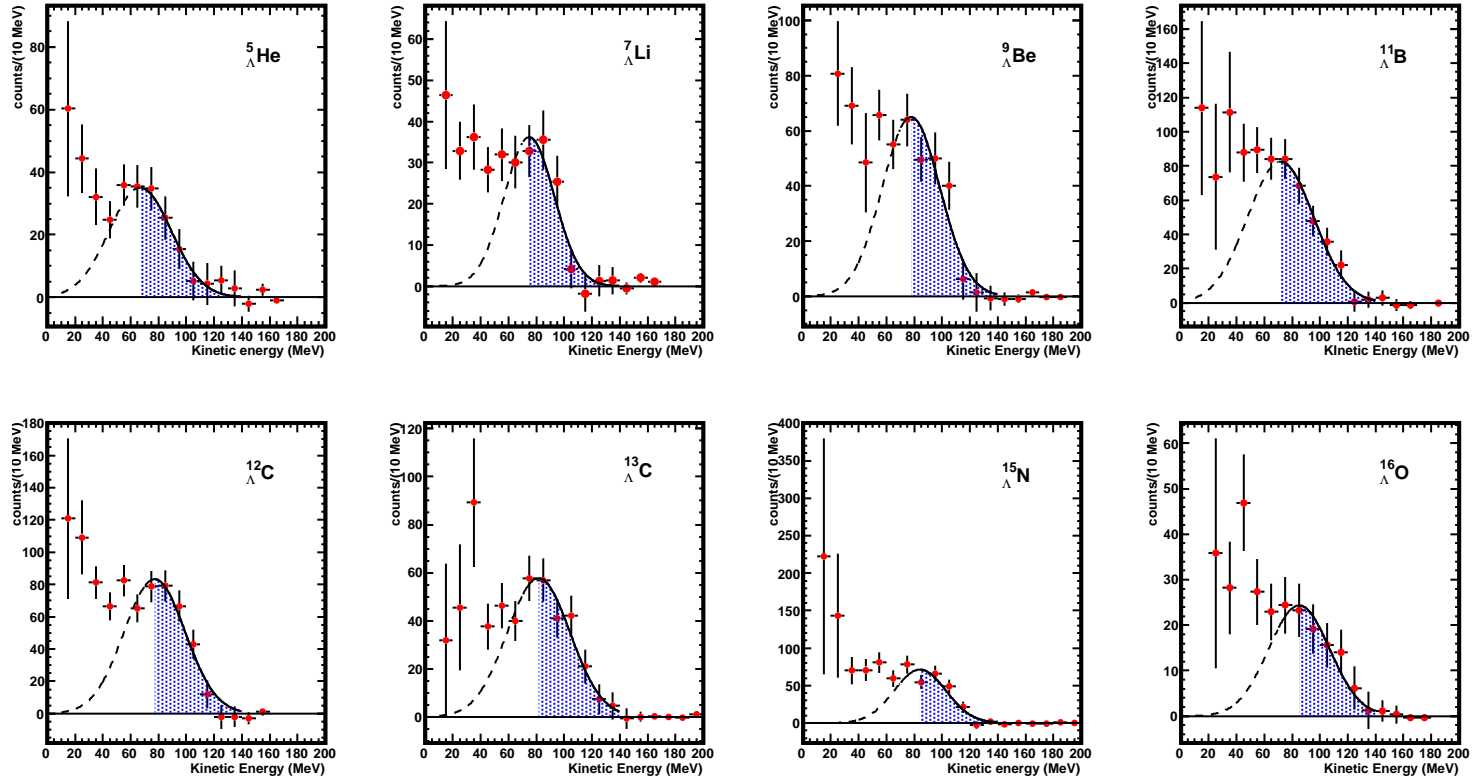


Figure 1: (Color online) Proton kinetic energy spectra from the NMWD of (from left to right up and down rows): ${}^5_{\Lambda}\text{He}$, ${}^7_{\Lambda}\text{Li}$, ${}^9_{\Lambda}\text{Be}$, ${}^{11}_{\Lambda}\text{B}$, ${}^{12}_{\Lambda}\text{C}$, ${}^{13}_{\Lambda}\text{C}$, ${}^{15}_{\Lambda}\text{N}$ and ${}^{16}_{\Lambda}\text{O}$. The curves represent the new analysis gaussian fits to the spectra: the solid line part indicates the actual fit region, the dashed part indicates the one proton induced NMWD contribution to the lower energy spectrum part. The blue filled area is the higher energy half gaussian area, where the two-nucleon induced NMWD is negligible.

	ρ (MeV)	μ_0 (MeV)	μ_1 (MeV)	σ_1 (MeV)	μ_2 (MeV)
${}^5_{\Lambda}\text{He}$	76.65	68.5±4.1	66.9±11.8	22.3±9.9	65.0±16.9
${}^7_{\Lambda}\text{Li}$	82.99	76.7±5.2	74.9±3.8	18.0±2.1	77.7±2.9
${}^9_{\Lambda}\text{Be}$	76.48	78.2±6.2	77.7±9.1	20.8±10.8	77.3±3.8
${}^{11}_{\Lambda}\text{B}$	79.72	75.1±5.0	71.7±10.8	23.8±5.5	70.0±6.3
${}^{12}_{\Lambda}\text{C}$	78.36	80.2±2.1	77.3±2.9	22.0±2.1	79.9±2.2
${}^{13}_{\Lambda}\text{C}$	74.44	83.9±12.8	81.6±5.8	22.6±3.5	82.8±3.1
${}^{15}_{\Lambda}\text{N}$	77.55	88.1±6.2	84.2±4.5	18.6±2.8	80.6±3.3
${}^{16}_{\Lambda}\text{O}$	78.25	93.1±6.2	85.0±6.8	21.9±3.5	81.0±5.7

Table 1: Kinematics and Gaussian fit parameters. First column: hypernucleus; second column: proton kinetic energy, ρ , from a 2-body kinematics of one proton induced NMWD, with no daughter nucleus recoil (see text for more details); third column: gaussian fit mean value from [9], μ_0 ; fourth column: present analysis gaussian fit mean value, μ_1 ; fifth column: present analysis gaussian fit standard deviation, σ_1 ; sixth column: gaussian fit mean value starting form 60 MeV, μ_2 . Statistical errors only are quoted.

not compatible within the errors. Nevertheless, we chose to minimize this particular χ^2 to investigate the higher mass region keeping in mind that in the lower mass region only loosely bound or not bound light daughter nuclei are produced.

For 70 MeV we find a reduced χ^2 of 1.33, for 60 MeV of 1.86 and for 50 MeV of 3.61. We conclude that the most appropriate choice is to fit all experimental spectra starting from 70 MeV. We discard starting from 50 MeV and we consider the options of starting from 60 and 80 MeV to estimate systematic errors: their value is $\leq 3.5\%$ up to ${}^{13}_{\Lambda}\text{C}$ and increases to 4.5% for ${}^{15}_{\Lambda}\text{N}$ and to 7.1% for ${}^{16}_{\Lambda}\text{O}$, where it is comparable to the statistical error. The new Gaussians central values, μ_1 , are reported in the fourth column of Table 1, whereas in the fifth column the values of the corresponding widths and in the sixth column the Gaussian central values for fit from 60 MeV, μ_2 , are reported. The quoted errors are statistical only.

For sake of completeness, we observe that it is not useful to try to fit the proton spectra starting from values higher than 80 MeV because only very few points would be used and bigger errors would be obtained on the Gaussians parameters. In addition, in order to obtain satisfying fits it is necessary to constrain the Gaussians central values in quite small ranges,

while it is not necessary to constrain them in the considered fit intervals.

We notice that the widths found for ${}^5_{\Lambda}\text{He}$ and ${}^{12}_{\Lambda}\text{C}$ are consistent with those evaluated theoretically as due to the Fermi motion [3]. The new fitting Gaussians are represented by the solid lines in Figure 1.

The most relevant issue from this revisited analysis is that new values for the areas of the upper half of the fitting Gaussians are evaluated, with impact on the related physics items that are discussed in the following.

3. A refined determination of $\Gamma_{2N}/\Gamma_{NMWD}$

In [9] a technique was devised to disentangle the contribution coming from the 2N induced decays (5) from the one-proton induced decays affected by FSI by exploiting the systematics in the mass range $A=5\div 16$. Each spectrum of Figure 1 was divided into two parts, one below the value μ_0 , with area A_{low} , the other above, with area A_{high} . Since we find that the new curves, centered at μ_1 , provide a better description of the experimental spectra, we calculate the new values of A_{low} and A_{high} (blue filled areas in Figure 1). New values of the ratio $R = A_{low}/(A_{low} + A_{high})$ are found and we repeat then exactly the same procedure as in [9]. Finally we find the new values:

$$\Gamma_{2N}/\Gamma_p = 0.50 \pm 0.24_{stat} \pm 0.04_{sys} \quad (8)$$

and

$$\Gamma_{2N}/\Gamma_{NMWD} = 0.25 \pm 0.12_{stat} \pm 0.02_{sys} \quad (9)$$

by using the value $\Gamma_n/\Gamma_p = (0.48 \pm 0.08)$, weighted average (w.a. from now on) taken from the data in [13]. We recall that the main assumptions in the above procedure are a linear dependence of the FSI contribution on A and the constancy of both $\Gamma_{2N}/\Gamma_{NMWD}$ and Γ_n/Γ_p for Hypernuclei in the range $A = 5 \div 16$ under consideration, as discussed in [14]. We remark that the new values are fully consistent with the previous ones ($\Gamma_{2N}/\Gamma_p = 0.43 \pm 0.25$, $\Gamma_{2N}/\Gamma_{NMWD} = 0.24 \pm 0.10$); the smaller relative error on Γ_{2N}/Γ_p is due to the larger A_{high} integral obtained with the new fits from 70 MeV, while the error on $\Gamma_{2N}/\Gamma_{NMWD}$ is dominated by the error on the w.a. from [13]. The systematic error quoted in (8) refers to the maximum difference obtained considering the fits from 60 MeV, $\Gamma_{2N}/\Gamma_p = 0.42 \pm 0.21$, and 80 MeV, $\Gamma_{2N}/\Gamma_p = 0.43 \pm 0.25$ [9] too; in (9) the systematic error is calculated by propagating the previous one.

In a second approach [15] we determined $\Gamma_{2N}/\Gamma_{NMWD}$ by considering both protons and neutrons emitted in coincidence with the π^- from the formation reaction of Hypernuclei. We repeat the same procedure and define for each Hypernucleus the ratio R_1 as:

$$R_1 \equiv \frac{N_n(E_p \leq (\mu_1 - 20 \text{ MeV}), \cos\theta(np) \geq -0.8)}{N_p(E_p > \mu_1)} \quad (10)$$

where $N_n(E_p \leq (\mu_1 - 20 \text{ MeV}), \cos\theta(np) \geq -0.8)$ is the number of neutrons in coincidence with a proton of energy lower than $\mu_1 - 20 \text{ MeV}$ and forming an angle with the proton direction such as $\cos\theta(np) \geq -0.8$, while N_p is the number of protons with energy larger than μ_1 (blue areas in Figure 1). These events [15] should correspond mainly to the process (5) plus a not negligible contribution due to FSI.

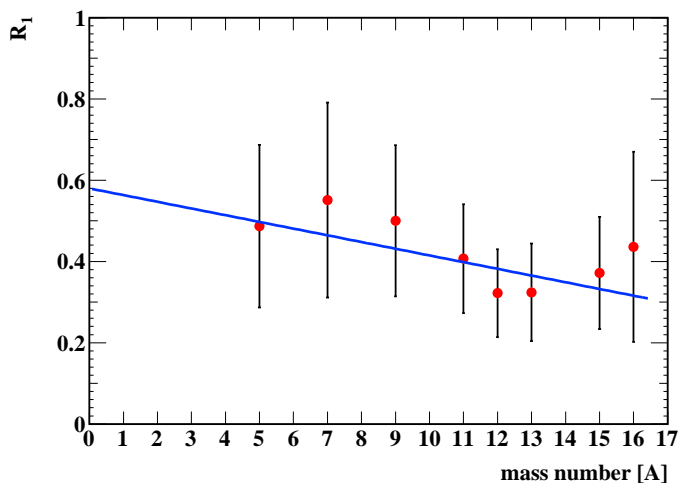


Figure 2: (Color online) $R_1 = N_n(E_p \leq (\mu_1 - 20 \text{ MeV}), \cos\theta(np) \geq -0.8)/N_p(E_p > \mu_1)$ values as a function of A for ${}^5_{\Lambda}\text{He}$, ${}^7_{\Lambda}\text{Li}$, ${}^9_{\Lambda}\text{Be}$, ${}^{11}_{\Lambda}\text{B}$, ${}^{12}_{\Lambda}\text{C}$, ${}^{13}_{\Lambda}\text{C}$, ${}^{15}_{\Lambda}\text{N}$ and ${}^{16}_{\Lambda}\text{O}$ from the present analysis. The blue line is a linear fit to the data; see text for more details.

In Figure 2 the new experimental values of R_1 for each Hypernucleus are plotted as a function of A . By a simple linear fit to $(a + bA)$ (blue line in Figure 2) we find the values $a = 0.58 \pm 0.23$, $b = -0.017 \pm 0.090$ with $\chi^2/\text{ndf} = 1.045/6$ and then, following the approximations adopted in [15]:

$$\frac{\Gamma_{2N}}{\Gamma_p} = \frac{[R_1(A) - bA]}{1.6} = \frac{a}{1.6} = 0.36 \pm 0.14_{stat}^{+0.05_{sys}}_{-0.04_{sys}}. \quad (11)$$

Furthermore

$$\Gamma_{2N}/\Gamma_{NMWD} = 0.20 \pm 0.08_{stat-0.03_{sys}}^{+0.04_{sys}}. \quad (12)$$

The new estimations (11) and (12) agree well with the previous ones [15] ($\Gamma_{2N}/\Gamma_p = 0.39 \pm 0.16_{stat-0.03_{sys}}^{+0.04_{sys}}$, $\Gamma_{2N}/\Gamma_{NMWD} = 0.21 \pm 0.07_{stat-0.02_{sys}}^{+0.03_{sys}}$) and are in agreement with recent theoretical predictions [16] and the result from KEK [10] ($\Gamma_{2N}/\Gamma_{NMWD} = 0.29 \pm 0.13$). The systematic error quoted in (11) contains also the contribution, ± 0.015 , due to the maximum difference obtained considering the fits from 60 MeV, $\Gamma_{2N}/\Gamma_p = 0.37 \pm 0.14_{stat-0.03_{sys}}^{+0.04_{sys}}$, and 80 MeV, $\Gamma_{2N}/\Gamma_p = 0.39 \pm 0.16_{stat-0.03_{sys}}^{+0.04_{sys}}$ [15] too; in (12) the systematic error is calculated by propagating the previous one.

We finally recall that the analysis of the neutron-proton coincidences allowed us to find three candidate events for the $2N$ decay with full reconstruction of the final state particles (n, n, p) kinematics [17].

4. First determination of Γ_p/Γ_Λ for eight hypernuclei ($A = 5 \div 16$)

The previous studies [9, 15] demonstrated that the higher energy part of the bump observed around 80 MeV for all the examined Hypernuclei is due to the decay (3), even though significantly distorted by FSI. In order to quantify Γ_{2N}/Γ_p , the important contribution due to FSI was parametrized by resorting to the measurement of relative quantities, the ratios R and R_1 .

On the contrary, in order to deduce the absolute values of Γ_p/Γ_Λ from the measured spectra it is necessary to calculate as accurately as possible the effective influence of the FSI effect. More in detail:

- a)* the real number of primary protons due to decays (3) and (5) is decreased due to FSI suffered by the proton;
- b)* there is an increase of the number of protons due not only to FSI of protons at higher energy in the spectrum, but also to FSI of higher energy neutrons from (4);
- c)* quantum-mechanical interference effects may occur among protons of the same energy from the different sources (primary from (3) and (5), secondary from FSI).

All these effects may be evaluated by appropriate and precise INC calculations, as done in [3] and in [11].

We try to evaluate the effect of the FSI on our spectra without using INC calculations but exploiting only experimental data and simple hypotheses. If we consider the portions of the spectra above the μ_1 values (blue areas in Figure 1), the importance of the effect *b*) may be safely neglected, following [3]. The contribution of the decay (5) above 70 MeV is not larger than 5% of Γ_{NMWD} [3], and, considering our determination (11), the total amount of primary protons from (5) would not be larger than 2% of those from (3). Then also the interference effect *c*) may be neglected.

We parametrize then the effect *a*) by means of the following relationship:

$$\frac{\Gamma_p}{\Gamma_\Lambda} = \frac{\Gamma_T}{\Gamma_\Lambda} BR(p) = \frac{\Gamma_T}{\Gamma_\Lambda} \frac{2(N_p - N_{2N}) + \alpha(N_p - N_{2N})}{N_{hyp}} \quad (13)$$

where $BR(p)$ is the branching ratio of (3), N_p is the number of protons in the higher energy half part of the fitting Gaussian, N_{2N} the number of protons from (5) (about 2%), N_{hyp} the number of produced Hypernuclei, the factor 2 takes into account the total area of the Gaussians and α is a coefficient to be determined, which accounts for the number of protons moved below μ_1 due to FSI. More precisely $\alpha/(2 + \alpha)$ is the fraction of protons affected by FSI.

To calculate α for the considered Hypernuclei, Γ_p/Γ_Λ values for ${}^5_\Lambda\text{He}$ and ${}^{12}_\Lambda\text{C}$ are considered and a linear scaling law with A is assumed for the FSI contribution, and consequently for α . Γ_p/Γ_Λ for ${}^5_\Lambda\text{He}$ and ${}^{12}_\Lambda\text{C}$ can be evaluated from (7), explicitly:

$$\frac{\Gamma_T}{\Gamma_\Lambda} = \frac{\Gamma_{\pi^-}}{\Gamma_\Lambda} + \frac{\Gamma_{\pi^0}}{\Gamma_\Lambda} + \frac{\Gamma_p}{\Gamma_\Lambda} + \frac{\Gamma_n}{\Gamma_p} \cdot \frac{\Gamma_p}{\Gamma_\Lambda} + \frac{\Gamma_{2N}}{\Gamma_p} \cdot \frac{\Gamma_p}{\Gamma_\Lambda}, \quad (14)$$

by means of the value of Γ_{2N}/Γ_p given by (11) and other experimental values existing in the literature. More precisely for ${}^5_\Lambda\text{He}$, by substituting the experimental values of $\Gamma_T/\Gamma_\Lambda = 0.96 \pm 0.03$ (w. a. of [4, 18]), $\Gamma_n/\Gamma_p = 0.45 \pm 0.11 \pm 0.03$ [19], $\Gamma_{2N}/\Gamma_p = 0.36 \pm 0.14_{stat-0.04_{sys}}^{+0.05_{sys}}$ (11), $\Gamma_{\pi^-}/\Gamma_\Lambda = 0.34 \pm 0.02$ (w.a. of [4, 18, 21]), $\Gamma_{\pi^0}/\Gamma_\Lambda = 0.20 \pm 0.01$ (w.a. of [4, 22]), we obtain $\Gamma_p/\Gamma_\Lambda = 0.22 \pm 0.03$, to be compared with 0.21 ± 0.07 given in [4].

For ${}^{12}_\Lambda\text{C}$ we use $\Gamma_T/\Gamma_\Lambda = 1.22 \pm 0.04$ (w.a. of [18, 23]), $\Gamma_n/\Gamma_p = 0.51 \pm 0.13 \pm 0.05$ [10], $\Gamma_{2N}/\Gamma_p = 0.36 \pm 0.14_{stat-0.04_{sys}}^{+0.05_{sys}}$ (11), $\Gamma_{\pi^-}/\Gamma_\Lambda = 0.12 \pm 0.01$ (w.a. of [4, 5, 24, 25]), $\Gamma_{\pi^0}/\Gamma_\Lambda = 0.17 \pm 0.01$ (w.a. of [22, 26]), and we obtain $\Gamma_p/\Gamma_\Lambda = 0.49 \pm 0.06$, to be compared with the values 0.31 ± 0.07 given in [5] and 0.45 ± 0.10 given in [10, 25].

For sake of clarity, it must be observed that the available experimental determinations of Γ_p/Γ_Λ for ${}^5_\Lambda\text{He}$ [4] and ${}^{12}_\Lambda\text{C}$ [5, 10, 25] were not used directly in (13) to calculate the FSI correction factor α : those values, in fact, were obtained treating FSI with the help of INC calculations or simulations and could increase the systematic errors in our FSI effect evaluation.

With the indirect values of Γ_p/Γ_Λ for ${}^5_\Lambda\text{He}$ and ${}^{12}_\Lambda\text{C}$ we may obtain from (13) two evaluations for α , by using the above reported values of Γ_T/Γ_Λ and the experimental values of N_p (70 MeV fit) and N_{hyp} .

We find $\alpha_5({}^5_\Lambda\text{He})=1.15\pm 0.26$ for ${}^5_\Lambda\text{He}$ (indicated as subscript) from ${}^5_\Lambda\text{He}$ measurements (indicated between parentheses) and $\alpha_{12}({}^{12}_\Lambda\text{C})=2.48\pm 0.46$ for ${}^{12}_\Lambda\text{C}$ from ${}^{12}_\Lambda\text{C}$ measurements. By assuming that α scales linearly with A , it is straightforward to obtain the crossed evaluations: $\alpha_5({}^{12}_\Lambda\text{C})=1.04\pm 0.19$ and $\alpha_{12}({}^5_\Lambda\text{He})=2.77\pm 0.63$. The w.a. of the two evaluations are $\bar{\alpha}_5=1.08\pm 0.16$ and $\bar{\alpha}_{12}=2.58\pm 0.37$. We adopt finally the general expression for α_A :

$$\alpha_A = \frac{\bar{\alpha}_5}{5} \cdot A = \frac{\bar{\alpha}_{12}}{12} \cdot A = (0.215 \pm 0.031) \cdot A \quad (15)$$

where the statistical error comes from the errors on the quantities used to evaluate α . A systematic error can be evaluated by taking into account the difference between $\alpha_5({}^5_\Lambda\text{He})$ and $\alpha_5({}^{12}_\Lambda\text{C})$ for ${}^5_\Lambda\text{He}$ and between $\alpha_{12}({}^{12}_\Lambda\text{C})$ and $\alpha_{12}({}^5_\Lambda\text{He})$ for ${}^{12}_\Lambda\text{C}$: this error amounts to 6%. It is also worth to observe that in [9] and [15] the assumption $\Gamma_{2N} \simeq \Gamma_{np}$ was made, which gives a systematic underestimation of Γ_{2N}/Γ_p of $\sim 16\%$ (much smaller than the experimental errors): we remind, indeed, that following [20] $\Gamma_{np} : \Gamma_{pp} : \Gamma_{nn} = 0.83 : 0.12 : 0.04$. If this systematic effect is taken into account in the calculation of α from (14) and (13), a decrease of $(9 \div 5)\%$ arises which gives a further systematic error on $\alpha(A = 5 \div 16)$, for a total of $(10 \div 7)\%$.

We remark that the hypothesis that FSI effects are to a first approximation proportional to A was already adopted in [9, 15]. With (15) we find that 35% of the primary protons from NMWD are lost (moved below μ_1) for FSI in ${}^5_\Lambda\text{He}$ and 63% in ${}^{16}_\Lambda\text{O}$.

We are thus able to determine with the equation (13) the values of Γ_p/Γ_Λ for ${}^5_\Lambda\text{He}$ and all studied p -shell Hypernuclei. They are given in Table 2, which reports also the experimental values of Γ_T/Γ_Λ we used, when available; for the other Hypernuclei we adopt the parametrization $\Gamma_T/\Gamma_\Lambda(A) = (0.990 \pm 0.094) + (0.018 \pm 0.010) \cdot A$ proposed in [21]. The errors on Γ_p/Γ_Λ are calculated by considering statistical errors for N_p and N_{hyp} , the errors reported in column two for $\Gamma_T/\Gamma_\Lambda(A)$ and the statistical error for α_A , which

	Γ_T/Γ_Λ	α_A	Γ_p/Γ_Λ this work	Γ_p/Γ_Λ previous works	Γ_p/Γ_Λ [27]
${}^5_\Lambda\text{He}$	0.96 ± 0.03 [4, 18]	1.08 ± 0.16	0.22 ± 0.05	0.21 ± 0.07 [4]	0.237
${}^7_\Lambda\text{Li}$	1.12 ± 0.12	1.51 ± 0.22	0.28 ± 0.07		0.297
${}^9_\Lambda\text{Be}$	1.15 ± 0.13	1.94 ± 0.28	0.30 ± 0.07		0.401
${}^{11}_\Lambda\text{B}$	1.28 ± 0.10 [5]	2.37 ± 0.34	0.47 ± 0.11	0.30 ± 0.07 [5]	0.444
${}^{12}_\Lambda\text{C}$	1.242 ± 0.042 [18, 23]	2.58 ± 0.37	0.65 ± 0.19	0.31 ± 0.07 [5] 0.45 ± 0.10 [25]	0.535
${}^{13}_\Lambda\text{C}$	1.21 ± 0.16	2.80 ± 0.40	0.60 ± 0.14		0.495
${}^{15}_\Lambda\text{N}$	1.26 ± 0.18	3.23 ± 0.47	0.49 ± 0.11		0.555
${}^{16}_\Lambda\text{O}$	1.28 ± 0.19	3.44 ± 0.50	0.44 ± 0.12		0.586

Table 2: First column: hypernucleus; second column: total decay width Γ_T in units of the free Λ decay width Γ_Λ ; third column: α factor; fourth column: present evaluation of Γ_p/Γ_Λ ; fifth column: previous measurements; sixth column: recent theoretical calculation of Γ_p/Γ_Λ [27].

is the largest one (15%). Table 2 reports, in the sixth column, the theoretical values of Γ_p/Γ_Λ calculated recently in [27].

It is interesting to note that the new evaluation, following the determination of α_A given by (15), and the former indirect calculation for both ${}^5_\Lambda\text{He}$ and ${}^{12}_\Lambda\text{C}$ from (14) are compatible within the error: thus it appears that the method used to evaluate α_A does not introduce any systematic error in the Γ_p/Γ_Λ value. On the other hand, a systematic error on Γ_p/Γ_Λ can be estimated by repeating all the previous procedure with the fits from 60 MeV and from 80 MeV: it corresponds to $5 \div 6\%$ for ${}^5_\Lambda\text{He}$, ${}^7_\Lambda\text{Li}$, ${}^9_\Lambda\text{Be}$, ${}^{16}_\Lambda\text{O}$ and $9 \div 10\%$ for ${}^{11}_\Lambda\text{B}$, ${}^{12}_\Lambda\text{C}$, ${}^{13}_\Lambda\text{C}$ and ${}^{15}_\Lambda\text{N}$. Another systematic error on Γ_p/Γ_Λ can be obtained from the systematic error on $\alpha(A)$: it amounts to $(3 \div 3.5\%)$ only; the total systematic error amounts to $6 \div 7\%$ for ${}^5_\Lambda\text{He}$, ${}^7_\Lambda\text{Li}$, ${}^9_\Lambda\text{Be}$, ${}^{16}_\Lambda\text{O}$ and $10 \div 11\%$ for ${}^{11}_\Lambda\text{B}$, ${}^{12}_\Lambda\text{C}$, ${}^{13}_\Lambda\text{C}$ and ${}^{15}_\Lambda\text{N}$ and is small compared to the statistical one.

Figure 3a) shows the comparison among the values from this experiment (blue stars), previous data [4, 5, 25] (brown full circle, green full circles and orange full circle respectively) and theoretical values [27] (violet squares); in the figure statistical errors only are indicated on the present results to match with previous data. A general agreement between our data and the theoretical ones is evident, even though the experimental errors are quite

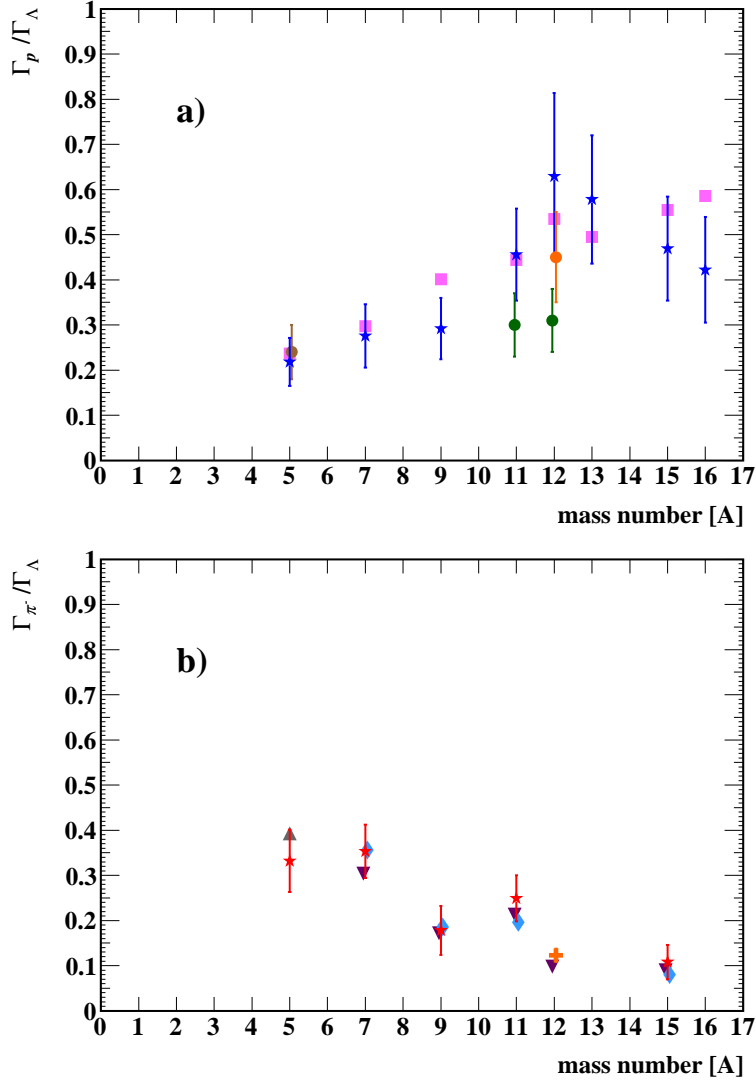


Figure 3: (Color online) a) Γ_p/Γ_Λ values as a function of A for ${}^5_\Lambda\text{He}$, ${}^7_\Lambda\text{Li}$, ${}^9_\Lambda\text{Be}$, ${}^{11}_\Lambda\text{B}$, ${}^{12}_\Lambda\text{C}$, ${}^{13}_\Lambda\text{C}$, ${}^{15}_\Lambda\text{N}$ and ${}^{16}_\Lambda\text{O}$ from the present analysis (blue stars, errors from Table 2). Theoretical calculations of Γ_p/Γ_Λ [27] (violet squares) are also shown. Γ_p/Γ_Λ from [4] for ${}^5_\Lambda\text{He}$ (brown full circle), from [5] for ${}^{11}_\Lambda\text{B}$ and ${}^{12}_\Lambda\text{C}$ (green full circles) and from [25] for ${}^{12}_\Lambda\text{C}$ (orange full circle) have also been plotted. b) $\Gamma_{\pi^-}/\Gamma_\Lambda$ values as a function of A for ${}^5_\Lambda\text{He}$, ${}^7_\Lambda\text{Li}$, ${}^9_\Lambda\text{Be}$, ${}^{11}_\Lambda\text{B}$ and ${}^{15}_\Lambda\text{N}$ (red stars) from [21] and for ${}^{12}_\Lambda\text{C}$ (orange cross) from [25]. Theoretical calculations of $\Gamma_{\pi^-}/\Gamma_\Lambda$ for ${}^5_\Lambda\text{He}$ (gray up triangle) from [28], for ${}^7_\Lambda\text{Li}$, ${}^9_\Lambda\text{Be}$, ${}^{11}_\Lambda\text{B}$, ${}^{12}_\Lambda\text{C}$ and ${}^{15}_\Lambda\text{N}$ (down violet triangles) from [27] and for ${}^5_\Lambda\text{He}$, ${}^7_\Lambda\text{Li}$, ${}^9_\Lambda\text{Be}$, ${}^{11}_\Lambda\text{B}$ and ${}^{15}_\Lambda\text{N}$ (cyan diamonds) from [29] are also reported.

large, with the exception of ${}^9_{\Lambda}\text{Be}$, which is lower by 1.5σ and of ${}^{16}_{\Lambda}\text{O}$ which is lower by 1.3σ . Figure 3b) shows the experimental determinations of $\Gamma_{\pi^-}/\Gamma_{\Lambda}$ from [21] (red stars) for ${}^5_{\Lambda}\text{He}$, ${}^7_{\Lambda}\text{Li}$, ${}^9_{\Lambda}\text{Be}$, ${}^{11}_{\Lambda}\text{B}$ and ${}^{15}_{\Lambda}\text{N}$ and from [25] (orange cross) for ${}^{12}_{\Lambda}\text{C}$; theoretical calculations of $\Gamma_{\pi^-}/\Gamma_{\Lambda}$ from [28] (gray up triangle) for ${}^5_{\Lambda}\text{He}$, from [27] (down violet triangles) for ${}^7_{\Lambda}\text{Li}$, ${}^9_{\Lambda}\text{Be}$, ${}^{11}_{\Lambda}\text{B}$, ${}^{12}_{\Lambda}\text{C}$ and ${}^{15}_{\Lambda}\text{N}$ and from [29] (cyan diamonds) for ${}^5_{\Lambda}\text{He}$, ${}^7_{\Lambda}\text{Li}$, ${}^9_{\Lambda}\text{Be}$, ${}^{11}_{\Lambda}\text{B}$ and ${}^{15}_{\Lambda}\text{N}$ are also indicated. The purpose is to show the first experimental verification, at least for the Γ 's relative to charged particles, of the long-time advocated complementary behaviour of MWD and NMWD of Hypernuclei in the relevant A range ($5 \div 16$).

5. Conclusions

We have determined the partial decay widths of the one-proton induced NMWD from measured proton spectra for eight Hypernuclei ($A = 5 \div 16$): it is the first systematic determination ever done for p -shell Λ -Hypernuclei. The measured values, though affected by errors ranging from 20% to 30%, agree reasonably with those predicted by a recent precise theoretical calculation [27].

To make a better comparison smaller experimental errors are necessary, at a 10% level or less, on both $\Gamma_T/\Gamma_{\Lambda}$ and N_p (N_{hyp}) (see (13)). At present, the Laboratory equipped with the beams and detectors arrays necessary for this kind of measurements is J-PARC. It is also necessary to develop a simple INC calculation, without two-nucleon induced contributions, to verify the validity of the hypothesis of linearity with A of the FSI correction.

With all these requirements satisfied, it could then be possible to try to face the problem of the experimental study of the $\Lambda N \rightarrow NN$ Weak Interaction from the Hypernuclear data. Indeed, a precise study of the NMWD of Hypernuclei will be the only way to get information on the four-baryon weak process $\Lambda N \rightarrow NN$ and to realize then the idea of using a nuclear system as a Laboratory for the study of interactions between elementary particles not otherwise accessible in vacuo.

References

- [1] W. Cheston and H. Primakoff, Phys. Rev. 92 (1953) 1537.
- [2] W.M. Alberico, A. De Pace, M. Ericson, A. Molinari, Phys. Lett. B 256 (1991) 134.

- [3] G. Garbarino, A. Parreño, A. Ramos, Phys. Rev. C 69 (2004) 054603.
- [4] J.J. Szymanski et al., Phys. Rev. C 43 (1991) 849.
- [5] H. Noumi et al., Phys. Rev. C 52 (1995) 2936.
- [6] S. Okada et al., Phys. Lett. B 579 (2004) 249.
- [7] E. Botta, T. Bressani, G. Garbarino, Eur. Phys. J. A (2012) 48:41.
- [8] FINUDA Coll., M. Agnello et al., Nucl. Phys. A 804 (2008) 151.
- [9] FINUDA Coll., M. Agnello et al. and G. Garbarino, Phys. Lett. B 685 (2010) 247.
- [10] M. Kim et al., Phys. Rev. Lett. 103 (2009) 182502.
- [11] E. Bauer, G. Garbarino, A. Parreño, A. Ramos, Nucl. Phys. A 836 (2010) 199.
- [12] S. Bufalino, Nucl. Phys. A 914 (2013) 160, following a remark by A. Ramos.
- [13] H. Bhang et al., Eur. Phys. J. A 33 (2007) 259.
- [14] W.M. Alberico, G. Garbarino, Phys. Rep. 369 (2002) 1.
- [15] FINUDA Coll., M. Agnello et al. and G. Garbarino, Phys. Lett. B 701 (2011) 556.
- [16] E. Bauer, G. Garbarino, Phys. Rev. C 81 (2010) 064315.
- [17] FINUDA Coll., M. Agnello et al., Nucl. Phys. A 881 (2012) 322.
- [18] S. Kameoka et al., Nucl. Phys. A 754 (2005) 173c.
- [19] B. H. Kang et al., Phys. Rev. Lett. 96 (2006) 062301.
- [20] E. Bauer, G. Garbarino, Nucl. Phys. A 828 (2009) 29.
- [21] FINUDA Coll., M. Agnello et al. and A. Gal, Phys. Lett. B 681 (2009) 139.
- [22] S. Okada et al., Nucl. Phys. A 754 (2005) 178c.

- [23] A. Park et al., Phys. Rev. C 61 (2000) 054004.
- [24] Y. Sato et al. Phys. Rev. C 71 (2005) 025203.
- [25] H. Bhang et al., J. Korean Phys. Soc. 59 (2011) 1461.
- [26] A. Sakaguchi et al., Phys. Rev. C 43 (1991) 73.
- [27] K. Itonaga, T. Motoba, Progr. Theor. Phys. Suppl. 185 (2010) 252.
- [28] T. Motoba, H. Bandō, T. Fukuda, J. Žofka, Nucl. Phys. A 534 (1991) 597.
- [29] A. Gal, Nucl. Phys. A 828 (2009) 72.