

Cross-layer design of distributed sensing-estimation with quality feedback, Part II: Myopic schemes

Nicolò Michelusi and Urbashi Mitra

Abstract—This two-part paper presents a feedback-based cross-layer framework for distributed sensing and estimation of a dynamic process by a wireless sensor network (WSN). Sensor nodes wirelessly communicate measurements to the fusion center (FC). Cross-layer factors such as packet collisions and the sensing-transmission costs are considered. Each SN adapts its sensing-transmission action based on its own local observation quality and the estimation quality feedback from the FC under cost constraints for each SN. In this second part, low-complexity *myopic* sensing-transmission policies (MPs) are designed to optimize a trade-off between performance and the cost incurred by each SN. The MP is computed in closed form for a *coordinated* scheme, whereas an iterative algorithm is presented for a *decentralized* one, which converges to a local optimum. The MP dictates that, when the estimation quality is poor, only the *best* SNs activate, otherwise all SNs remain idle to preserve energy. For both schemes, the threshold on the estimation quality below which the SNs remain idle is derived in closed form, and is shown to be independent of the number of channels. It is also proved that a single channel suffices for severely energy constrained WSNs. The proposed MPs are shown to yield near-optimal performance with respect to the optimal policy of Part I [16], at a fraction of the complexity, thus being more suitable for practical WSN deployments.

I. INTRODUCTION

Wireless sensor networks (WSNs) enable the monitoring of large areas via many low powered sensor nodes (SNs) with data acquisition, processing and communication capabilities [22]. However, WSN design is challenged by the high optimization complexity typical of multi-agent systems [2], necessitating decentralized SN operation based on *local* information and limited feedback, and needs to explicitly consider the resource constraints of SNs.

In this two part paper, we present a feedback-based cross-layer framework for distributed sensing and estimation of a time-correlated random process at a fusion center (FC), based on noisy measurements collected from nearby SNs, which accounts for cross-layer factors such as the shared wireless channel, resulting in collisions among SNs, the sensing and transmission costs, and the *local* state and local view of the SNs. In order to cope with the uncertainties and stochastic dynamics introduced by these cross-layer components, the

FC broadcasts feedback information to the SNs, based on the estimation quality achieved, thus enabling adaptation of their sensing-transmission action. We design joint sensing-transmission policies with the goal to minimize the mean squared estimation error (MSE) at the FC, under a constraint on the sensing-transmission cost incurred by each SN.

In Part I, we provided a theoretical foundation for the reduction of the system complexity, arising from the local asymmetries due to the decentralized operation of SNs, their local state and local view, and the multi-agent nature of the system, by exploiting the *statistical symmetry* of the WSN with respect to the local view of the SNs and the *large network approximation*. However, the dynamic programming (DP) algorithms designed in Part I still have high complexity. In this second part, building on the results derived in Part I, we design low-complexity *myopic policies* for a *coordinated scheme*, where the FC schedules the action (sense and transmit, or remain idle) of each SN, and a *decentralized scheme*, where the SNs determine their action in a decentralized fashion, based on the feedback information and on their local accuracy state. These myopic policies are designed in such a way as to optimize a trade-off between the MSE at the FC and the sensing-transmission cost incurred by each SN.

For the coordinated scheme, we derive the myopic policy in closed form. For the decentralized scheme, we present an iterative algorithm based on the bisection method [5], which converges provably to a local optimum of the myopic cost function. Similar to the optimal policy derived via DP, the myopic policy dictates that, when the estimation quality at the FC is poor, the SNs with the best observation quality activate by collecting high accuracy measurements and transmit them to the FC, to improve the estimation quality. In contrast, if the estimation quality is good, the SNs stay idle to preserve energy. For both schemes, we derive, in closed form, the value of the threshold on the estimation quality below which the SNs remain idle, and show that it is independent of the number of channels B employed. Additionally, we prove that, for severely energy constrained systems, one orthogonal channel ($B=1$) suffices. Numerically, we show that the myopic policies achieve near-optimal performance with respect to the globally optimal DP policy, at a fraction of the complexity, and are thus suitable for implementation in practical WSN deployments.

The problem of decentralized estimation and detection has seen a vast research effort in the last decade, especially in the design of optimal schemes for parameter estimation [25], [27], [28], hypothesis testing [6], [20], [26], tracking [8], [19] and random field estimation [9]. Distributed estimation in bandwidth-energy constrained environments has been considered in [12], [13], [17], [21], for a static setting. Estimation and

Copyright (c) 2014 IEEE. Personal use of this material is permitted. However, permission to use this material for any other purposes must be obtained from the IEEE by sending a request to pubs-permissions@ieee.org.

N. Michelusi and U. Mitra are with the Department of Electrical Engineering, University of Southern California. email addresses: {michelus,ubli}@usc.edu.

This research has been funded in part by the following grants: ONR N00014-09-1-0700, CCF-0917343, CCF-1117896, CNS-1213128, AFOSR FA9550-12-1-0215, and DOT CA-26-7084-00. N. Michelusi is in part supported by AEIT (Italian association of electrical engineering) through the scholarship "Isabella Sassi Bonadonna 2013".

Parts of this work have appeared in [14], [15].

detection problems exploiting feedback information from the FC have been investigated in [7], [10], [11], [24], *e.g.*, enabling adaptation of the SNs' quantizers in the estimation of a finite state Markov chain [10]. A consensus based approach for distributed multi-hypothesis testing has been studied in [23].

Differently from these works, we employ a cross-layer perspective, *i.e.*, we jointly consider and optimize the resource constraints typical of WSNs, such as the shared wireless channel, resulting in collisions among SNs, the time-varying sensing capability of the SNs, their decentralized decisions, and the cost of sensing and data transmission, and propose a feedback mechanism from the FC to enable *adaptation* and cope with the random fluctuations in the overall measurement quality collected at the FC, induced by these cross-layer factors. This is in contrast to, *e.g.*, [10], where adaptation serves to cope with the distortion introduced by quantization. We do not consider the problem of quantizer design, and focus instead on a *censoring* approach [1], [17], *i.e.*, quantization is fixed and sufficiently fine-grained, so that the measurements received at the FC can be approximated as Gaussian. In fact, in light of our cross-layer design perspective, quantization may be less relevant due to the overhead required to perform essential tasks such as synchronization and channel estimation [1].

Distributed Kalman filtering for WSNs has been proposed in [18], using a consensus approach and local Kalman filters at each SN. In this paper, Kalman filtering is employed only at the FC, which collects unfiltered observations from the SNs. In fact, due to the poor estimation capability of SNs and their energy constraints, which force them to remain idle most of the time, the performance gain achievable by exploiting the time-correlation via local Kalman filtering may be small.

This paper is organized as follows. In Secs. II, we present the system model and some preliminary results from Part I. In Secs. III and IV, we derive the myopic policy for the coordinated and decentralized schemes, respectively. In Sec. V, we provide numerical results. In Sec. VI, we conclude the paper. The analytical proofs are provided in the Appendix.

II. SYSTEM MODEL

In this section, we present the system model, whose parameters are listed in Table I. Consider a WSN with one FC, depicted in Fig. 1, whose goal is to track a random process $\{X_k, k \geq 0\}$ following the scalar linear Gaussian state space model

$$X_{k+1} = \sqrt{\alpha}X_k + Z_k, \quad (1)$$

based on measurements collected by N_S nearby SNs. In (1), $k \in \mathbb{N} \equiv \{0, 1, 2, \dots\}$ is the slot index, $\alpha \in [0, 1)$ is the *time-correlation parameter* and $Z_k \sim \mathcal{N}(0, \sigma_Z^2)$. We denote the statistical power of X_k as $\sigma_X^2 = \frac{\sigma_Z^2}{1-\alpha}$, and assume $\sigma_X^2 = 1$, since any other value can be obtained by scaling. Each slot is divided in three phases:

- 1) *FC instruction* \mathbf{D}_k , broadcasted by the FC (Sec. II-C);
- 2) *Sensing and transmission to FC*: each SN, given \mathbf{D}_k , selects its sensing-transmission action (Sec. II-A);
- 3) *Estimation at FC*: given the measurements collected, the FC estimates X_k via Kalman filtering (Sec. II-B).

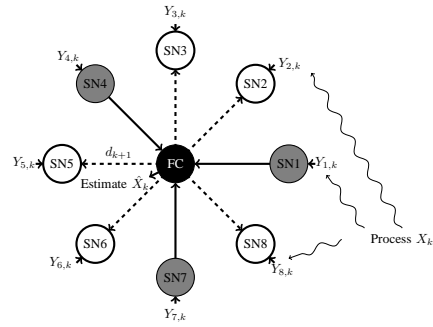


Figure 1. A WSN for distributed estimation, with FC quality feedback. Each SN decides to either remain idle with cost 0 or to collect and transmit to the FC the measurement $Y_{n,k}$ of X_k with local measurement SNR $S_{M,n,k}$ and cost $c_{TX} + \phi S_{M,n,k}$. The shared wireless channel results in collisions and packet losses. The FC, based on the measurements received, computes an MMSE estimate of X_k , \hat{X}_k , and broadcasts the instruction \mathbf{D}_{k+1} based on the estimation quality achieved, which is used by the SNs to adjust their sensing-transmission parameters for the next slot.

A. Sensing and transmission to FC

Each SN, at the beginning of slot k , given the instruction \mathbf{D}_k broadcasted by the FC, selects (possibly, in a randomized fashion) the sensing-transmission parameters $(A_{n,k}, S_{M,n,k}, B_{n,k})$, where $A_{n,k} \in \{0, 1\}$ is the *activation* decision of SN n , $S_{M,n,k} \geq 0$ is the *local measurement SNR* specified below, and $B_{n,k} \in \{0, 1, 2, \dots, B\}$ is the *channel index*. If $A_{n,k} = 0$, SN n remains idle, hence $S_{M,n,k} = 0$ (no measurement collected) and $B_{n,k} = 0$ (no channel selected). On the other hand, if $A_{n,k} = 1$, then $B_{n,k} \in \{1, 2, \dots, B\}$ and the measurement of X_k by SN n is given by

$$Y_{n,k} = \gamma_{n,k} X_k + W_{A,n,k} + W_{M,n,k}, \quad (2)$$

where $W_{A,n,k} \sim \mathcal{N}(0, 1/S_A)$ is the *ambient noise*, and $W_{M,n,k} \sim \mathcal{N}(0, 1/S_{M,n,k})$ is the *measurement noise* introduced by the sensing apparatus, independent of each other, over time and across SNs, S_A is the *local ambient SNR*, and $S_{M,n,k}$ is the *local measurement SNR*, controlled by the n th SN, resulting in the sensing cost $\phi S_{M,n,k}$, where $\phi \geq 0$ is a constant. The transmission cost is denoted as c_{TX} , common to all SNs, so that the overall sensing-transmission cost is $c_{SN}(A_{n,k}, S_{M,n,k}) = A_{n,k}(c_{TX} + \phi S_{M,n,k})$. We define the *normalized unitary sensing cost* $\theta \triangleq \frac{\phi}{c_{TX}}$, and the *sample average sensing-transmission cost for SN n* over a time horizon of length $T + 1$ as

$$C_n^T(A_{n,0}^T, S_{M,n,0}^T) = \frac{1}{T+1} \sum_{k=0}^T c_{SN}(A_{n,k}, S_{M,n,k}). \quad (3)$$

The *accuracy state* $\gamma_{n,k}$, taking values in the finite set Γ , models the ability of SN n to accurately measure X_k . We model it as a Markov chain with transition probability $\mathbb{P}(\gamma_{n,k+1} = \gamma_2 | \gamma_{n,k} = \gamma_1) = P_\gamma(\gamma_1; \gamma_2)$ and steady state distribution $\pi_\gamma(\gamma)$, i.i.d. across SNs, and we let $\gamma_k = (\gamma_{1,k}, \gamma_{2,k}, \dots, \gamma_{N_S,k})$. We denote the best accuracy state as $\gamma_{\max} = \max \Gamma$, and, without loss of generality, we assume $\gamma_{\max} = 1$ and $\pi_\gamma(\gamma_{\max}) > 0$. We denote the general scenario where $\gamma_{n,k}$ follows a Markov chain as *Markov- γ* scenario, and the special cases where $\gamma_{n,k} = \gamma_{\max}, \forall n, k$ deterministically and $\gamma_{n,k}$ is i.i.d. over time as *best- γ* and *i.i.d.- γ* scenarios, respectively. The N_S SNs share a set of $B \leq N_S$ orthogonal

Table I
MAIN SYSTEM PARAMETERS

$\{X_k\}$	random process to be tracked	S_A	local ambient SNR	$Y_{n,k}$	measurement of SN n in slot k	$\gamma_{n,k}$	accuracy state with s.s.d. $\pi_\gamma(\gamma)$
α	time-correlation parameter	$S_{M,n,k}$	local measurement SNR	$A_{n,k}$	activation of SN n , slot k	$B_{n,k}$	channel ID for SN n , slot k
Λ_k	aggregate SNR at FC	$\phi S_{M,n,k}$	sensing cost	c_{TX}	transmission cost	B	# channels available, $B \leq N_S$
V_k	prior variance	\hat{V}_k	posterior variance	q	SN activation probability	N_S	# of SNs, $N_S \geq B$
$\theta \triangleq \frac{\phi}{c_{TX}}$	normalized unitary sensing cost	M_δ	average MSE	C_δ^n	average sensing-transmission cost of SN n		

single-hop wireless channels to report their measurements to the FC. We employ the collision channel model, *i.e.*, the transmission on a given channel is successful if and only if one SN transmits in that channel.

B. MMSE estimator at the FC via Kalman filtering

Let $O_{n,k}$ be the *transmission outcome* for SN n , *i.e.*, $O_{n,k} = 1$ if and only if its transmission is successful. Then, the weighted average measurement

$$\bar{Y}_k \triangleq \frac{\sum_n O_{n,k} \frac{S_{n,k}}{\gamma_{n,k}} Y_{n,k}}{\sum_n O_{n,k} S_{n,k}} \quad (4)$$

is a sufficient statistic for X_k , where we have defined the *local SNR* for SN n

$$S_{n,k} = \frac{\mathbb{E}[(\gamma_{n,k} X_k)^2 | \gamma_{n,k}]}{\mathbb{E}[(W_{A,n,k} + W_{M,n,k})^2]} = \gamma_{n,k}^2 \frac{S_A S_{M,n,k}}{S_A + S_{M,n,k}}. \quad (5)$$

Given the transmission outcome and X_k , \bar{Y}_k is a Gaussian random variable with mean X_k and variance Λ_k^{-1} , where we have defined the *aggregate SNR* collected at the FC as

$$\Lambda_k \triangleq \sum_{n=1}^{N_S} O_{n,k} S_{n,k}. \quad (6)$$

Let \hat{X}_{k-1} and \hat{V}_{k-1} be the posterior mean (*i.e.*, the MMSE estimate) and variance of X_{k-1} at the FC at the end of slot $k-1$, *i.e.*, $X_{k-1} \sim \mathcal{N}(\hat{X}_{k-1}, \hat{V}_{k-1})$ is the belief of the FC of X_{k-1} . Before collecting the measurements from the SNs in slot k , using (1), the belief of the FC of X_k is $X_k \sim \mathcal{N}(\sqrt{\alpha} \hat{X}_{k-1}, V_k)$, where V_k is the *prior variance* of X_k , defined recursively as

$$V_k = \alpha \hat{V}_{k-1} + \sigma_Z^2 = 1 - \alpha(1 - \hat{V}_{k-1}) \triangleq \nu(\hat{V}_{k-1}). \quad (7)$$

Then, upon collecting the weighted average measurement \bar{Y}_k (4) with aggregate SNR Λ_k , the FC updates the *posterior variance* \hat{V}_k and mean \hat{X}_k of X_k as

$$\begin{cases} \hat{V}_k = \frac{V_k}{1 + V_k \Lambda_k} \triangleq \hat{\nu}(V_k, \Lambda_k), \\ \hat{X}_k = \sqrt{\alpha} \hat{X}_{k-1} + \Lambda_k \hat{V}_k (\bar{Y}_k - \sqrt{\alpha} \hat{X}_{k-1}). \end{cases} \quad (8)$$

The function $\nu(\hat{V}_{k-1})$ determines the prior variance of X_k , given the posterior variance of X_{k-1} , whereas $\hat{\nu}(V_k, \Lambda_k)$ determines the posterior variance of X_k , given its prior variance V_k , as a function of the aggregate SNR Λ_k collected at the FC. The MSE in slot k is thus

$$\mathbb{E} \left[(\hat{X}_k - X_k)^2 \middle| V_k, \Lambda_k \right] = \hat{\nu}(V_k, \Lambda_k). \quad (9)$$

Table II
FC INSTRUCTION POLICY

Scheme	Activity $A_{n,k}$	Local measurement SNR $S_{M,n,k}$	Channel ID $B_{n,k}$
Coordinated	Centralized, @ FC	Centralized, @ FC	Centralized, @ FC
Decentralized	Local, w.p. $q_k(\omega_{n,k})$ $q_k(\cdot)$ given by FC	Local, $\sim S_{M,k}(\omega_{n,k})$ $S_{M,k}(\cdot)$ given by FC	Local, random

We define the *sample average MSE* under Λ_0^T over a time horizon of length $T + 1$ as

$$R_T(V_0; \Lambda_0^T) = \frac{1}{T+1} \sum_{k=0}^T \hat{V}_k, \quad (10)$$

where $\hat{V}_k = \hat{\nu}(\nu(\hat{V}_{k-1}), \Lambda_k)$.

C. FC instruction policy

At the beginning of each slot k , the FC broadcasts an *instruction* $\mathbf{D}_k \in \mathcal{D}$, which, together with the local accuracy state $\gamma_{n,k}$, is employed by SN n to select $(A_{n,k}, S_{M,n,k}, B_{n,k})$. We consider the following schemes:

1) *Coordinated scheme*: In the coordinated scheme, given γ_k , the FC schedules the sensing-transmission action $(A_{n,k}, S_{M,n,k}, B_{n,k})$ of each SN. Note that each SN is required to report its accuracy state to the FC, whenever its value changes. The communication overhead required to collect such information at the FC is analyzed in Part I. Therefore, the instruction takes the form $\mathbf{D}_k = (d_{1,k}, d_{2,k}, \dots, d_{N_S,k})$, where $d_{n,k} = (A_{n,k}, S_{M,n,k}, B_{n,k})$. Since γ_k is perfectly known at the FC at the beginning of slot k , letting $\pi_{\gamma,k}$ be the belief of γ_k at the FC, we have that $\pi_{\gamma,k}(\gamma) = \chi(\gamma = \gamma_k)$, where $\chi(\cdot)$ is the indicator function. The value \mathbf{D}_k is selected based on V_k , and $\pi_{\gamma,k}$ according to some (possibly, non-stationary) *instruction policy* $\delta_k(\mathbf{d} | V_k, \pi_{\gamma,k}) \triangleq \mathbb{P}(\mathbf{D}_k = \mathbf{d} | V_k, \pi_{\gamma,k})$.

2) *Decentralized scheme*: In the decentralized scheme, the FC specifies $\mathbf{D}_k = (q_k(\cdot), S_{M,k}(\cdot))$, where $q_k: \Gamma \rightarrow [0, 1]$ and $S_{M,k}: \Gamma \rightarrow [0, \infty)$ are, respectively, the activation probability and the local measurement SNR functions employed by each SN to select their sensing-transmission strategy in a decentralized manner, as a function of the local accuracy state $\gamma_{n,k}$. Therefore, \mathbf{D}_k takes value in the set $\mathcal{D} \equiv ([0, 1]^\Gamma \times \mathbb{R}_+^\Gamma)$, and is generated according to some (possibly, non-stationary) policy $\delta_k(\mathbf{d} | V_k, \pi_{\gamma,k}) \triangleq \mathbb{P}(\mathbf{D}_k = \mathbf{d} | V_k, \pi_{\gamma,k})$, where $\pi_{\gamma,k}(\gamma_k) = \mathbb{P}(\gamma_k | \mathcal{H}_k)$ is the belief state of the accuracy state vector γ_k , given the history of observations collected up to time k at the FC, \mathcal{H}_k . Given $\mathbf{D}_k = (q_k(\cdot), S_{M,k}(\cdot))$ and the local accuracy state $\gamma_{n,k}$, SN n chooses its action $(A_{n,k}, S_{M,n,k}, B_{n,k})$ as $A_{n,k} = 1$ with probability $q_k(\gamma_{n,k})$, $A_{n,k} = 0$ otherwise; if $A_{n,k} = 1$, then $S_{M,n,k} = S_{M,k}(\gamma_{n,k})$ and $B_{n,k}$ is chosen uniformly from the set of channels $\{1, 2, \dots, B\}$ (if $A_{n,k} = 0$, then $S_{M,n,k} = B_{n,k} = 0$). Due to the randomized channel accesses, this scheme may result in collisions among SNs. The distribution of the number of successful

transmissions when each SN transmits with probability q is denoted as $p_R(r; q)$, and its distribution is characterized in [16, Prop. 4] and, for the case $N_S \rightarrow \infty$, in [16, Corollary 1].

D. Performance metrics and optimization problem

Given the initial prior variance and distribution $(V_0, \pi_{\gamma,0})$, and the instruction policy δ , we define the average MSE and sensing-transmission cost of SN n over a finite horizon of length $T + 1$ as

$$\bar{M}_\delta^T(V_0, \pi_{\gamma,0}) = \mathbb{E} [R_T(V_0; \Lambda_0^T) | V_0, \pi_{\gamma,0}], \quad (11)$$

$$\bar{C}_\delta^{T,n}(V_0, \pi_{\gamma,0}) = \mathbb{E} [C_n^T(A_{n,0}^T, S_{M,n,0}^T) | V_0, \pi_{\gamma,0}], \quad (12)$$

where $R_T(V_0; \Lambda_0^T)$ is the sample average MSE given by (10), and $C_n^T(A_{n,0}^T, S_{M,n,0}^T)$ is the *sample average sensing-transmission cost for SN n* , given by (3). The expectation is computed with respect to the activation, local measurement SNR, accuracy state and medium access processes $\{\mathbf{D}_k, A_{n,k}, S_{M,n,k}, \gamma_{n,k}, O_{n,k}, n \in \{1, 2, \dots, N_S\}, k \in \mathbb{N}\}$, induced by policy δ . In particular, we are interested in the infinite horizon $T \rightarrow \infty$ (average long-term performance) and $V_0 = 1$, so that we will drop the dependence on T , V_0 and $\pi_{\gamma,0}$ in the following treatment, whenever possible.

In Part I, we have studied the problem of determining the optimal instruction policy δ^* such that

$$\delta^* = \arg \min_{\delta} \bar{M}_\delta + \frac{\lambda}{c_{\text{TX}}} \sum_{n=1}^{N_S} \bar{C}_\delta^n, \quad (13)$$

where $\lambda \geq 0$ is the Lagrange multiplier, which trades off MSE and sensing-transmission cost. The problem (13) can be solved via DP [3]. Due to the high dimensional optimization involved, in Part I we have derived structural properties of δ^* for the *best- γ* scenario, by exploiting the *statistical symmetry* of the WSN and the *large network* approximation, based on which DP can be solved more efficiently. For the coordinated scheme, we have also shown that a constant policy which collects a constant aggregate SNR sequence $\Lambda_k = \bar{\Lambda}, \forall k$ in each slot is optimal in some special cases [16, Theorem 2]. We have then extended these results to the *Markov- γ* scenario.

E. Complexity of DP

Despite the significant computational reduction achieved by exploiting the statistical symmetry and large network approximation, DP has high complexity. In fact, the optimization problem in each DP stage is non-convex, and the action space is very large. Specifically, the DP algorithm for the coordinated scheme,¹ provided here for convenience, is given by

COORD-DP: DP algorithm for the coordinated scheme, best- γ scenario. For $k = T, T-1, \dots, 0$, solve, $\forall V_k \in [1-\alpha, 1]$,

$$\begin{aligned} \bar{W}^{T-k}(V_k) &= \min_{\Lambda_k \in [0, BS_A]} \bar{W}^{T-k-1}(\nu(\hat{\nu}(V_k, \Lambda_k))) \\ &+ \hat{\nu}(V_k, \Lambda_k) + \frac{\lambda}{c_{\text{TX}}} t^*(\Lambda_k) c_{SN}(1, S_M^*(\Lambda_k)), \end{aligned} \quad (14)$$

where $\bar{W}^{-1}(V_{T+1}) = 0$, and $(t^*(\Lambda_k), S_M^*(\Lambda_k))$ are given in [16, Prop. 3]. The optimizer, $\Lambda_k^*(V_k)$, is the optimal aggregate

¹We remark that, owing to the large network approximation, the DP algorithms are defined only in the *best- γ* scenario, where the belief γ_k is constant, based on which an heuristic scheme is defined for the *Markov- γ* scenario, see Part I.

SNR collected at the FC in slot k , from which the optimal number of SNs activated is $t_k(V_k) = t^*(\Lambda_k^*(V_k))$, with local measurement SNR $S_{M,n,k}(V_k) = S_M^*(\Lambda_k^*(V_k))$. ■

In order to implement the above DP algorithm, the cost-to-go function $\bar{W}^{T-k}(V_k)$ is evaluated only in N_V equally spaced sample points, rather than the interval $[1-\alpha, 1]$, *i.e.*,

$$\mathcal{V} \equiv \left\{ 1 - \alpha + \frac{i}{N_V - 1} \alpha, \forall i = 0, 1, \dots, N_V - 1 \right\}. \quad (15)$$

For each sample point $V_k \in \mathcal{V}$, the optimal aggregate SNR $\Lambda_k^*(V_k)$ can be determined approximately as follows: first, the space $[0, BS_A]$ is quantized into N_L equally spaced points,

$$\mathcal{L} \equiv \left\{ \frac{i}{N_L} BS_A, \forall i = 0, 1, \dots, N_L - 1 \right\} \quad (16)$$

(the sample point BS_A is not included since it correspond to an infinite local measurement SNR, which is unfeasible). Assuming an approximation of the cost-to-go function $\bar{W}^{T-k-1}(V_{k+1})$, $V_{k+1} \in \mathcal{V}$ in (14) is available from the previous DP stages, the term $\bar{W}^{T-k-1}(\nu(\hat{\nu}(V_k, \Lambda_k)))$ in (14) can then be approximated via linear interpolation. An approximation of $\Lambda_k^*(V_k)$ can then be obtained via exhaustive search over the set \mathcal{L} , with precision roughly given by $\Delta_L = BS_A/N_L$.² Therefore, in order to accomplish a target precision Δ_L , each DP stage requires $BS_A N_V / \Delta_L$ evaluations of the cost-to-go function. If T_{DP} stages are performed, the overall complexity scales with $BS_A N_V T_{DP} / \Delta_L$.

Similarly, the DP algorithm for the decentralized scheme is given by

DEC-DP: DP algorithm for the decentralized scheme, best- γ scenario. For $k = T, T-1, \dots, 0$, solve, $\forall V_k \in [1-\alpha, 1]$,

$$\begin{aligned} \bar{W}^{T-k}(V_k) &= \min_{\zeta \in [0,1], S_M} \sum_{r=0}^B p_R(r; \zeta) \hat{\nu} \left(V_k, r \frac{S_A S_M}{S_A + S_M} \right) + \frac{\lambda \zeta}{c_{\text{TX}}} c_{SN}(1, S_M) \\ &+ \sum_{r=0}^B p_R(r; \zeta) \bar{W}^{T-k-1} \left(\nu \left(\hat{\nu} \left(V_k, r \frac{S_A S_M}{S_A + S_M} \right) \right) \right), \end{aligned} \quad (17)$$

where $\bar{W}^{-1}(V_{T+1}) = 0$, $\zeta = q N_S / B$ is the *normalized activation probability per channel*, and $p_R(r; \zeta)$ is the distribution of R_k for $N_S \rightarrow \infty$ [16, Corollary 1]. The optimizer, $(\zeta_k^*(V_k), S_{M,k}^*(V_k))$, is the optimal normalized activation probability and local measurement SNR in slot k , from which the activation probability is given by $q_k^*(V_k) = B \zeta_k^*(V_k) / N_S$. ■

In this case, for each $V_k \in \mathcal{V}$, an approximation of the optimal $(\zeta_k^*(V_k), S_{M,k}^*(V_k))$ can be obtained via exhaustive search over the grid $[(\mathcal{Z} \setminus \{0\}) \times \mathcal{S}_M] \cup \{(0, 0)\}$, where

$$\mathcal{Z} \equiv \left\{ \frac{i}{N_Z - 1}, \forall i = 0, 1, \dots, N_Z - 1 \right\}, \quad (18)$$

$$\mathcal{S}_M \equiv \left\{ \frac{i+1}{N_M - i} S_A, \forall i = 0, 1, \dots, N_M - 1 \right\}, \quad (19)$$

and N_Z, N_M are the number of samples. Note that the choice of the samples for the local measurement SNR, \mathcal{S}_M , is such that the interval of feasible values for the local SNR (5), $(0, S_A)$, is uniformly quantized. The points $\{0\} \times \mathcal{S}_M$ are

²However, notice that, since the cost function in (14) is generally non-convex, the precision of such solution cannot be guaranteed.

not included in the search grid, since, when the transmission probability is zero, all SNs are inactive and their local measurement SNR is 0. Similarly, $0 \notin S_M$, since the measurements collected with local measurement SNR 0 are not informative and do not need to be transmitted. The precision in the evaluation of $\zeta_k^*(V_k)$ is roughly $\Delta_Z=1/(N_Z-1)$, whereas the optimal local SNR (5) is evaluated with precision roughly given by $\Delta_M=S_A/(N_M+1)$. Each DP stage thus involves $N_V[(N_Z-1)N_M+1]$ evaluations of the cost-to-go function (17), so that the overall complexity after T_{DP} stages scales approximately as $N_V T_{DP} S_A / (\Delta_Z \Delta_M)$.

Since the SNs typically have limited computational capability, in this paper, we focus on low-complexity control policies, which can be implemented in practical systems. Specifically, we investigate the *myopic policy* (MP), defined as the solution of the optimization problem

$$\delta^{(MP)}(V_k, \pi_{\gamma,k}) = \arg \min_{\delta} \mathbb{E} \left[\hat{\nu}(V_k, \Lambda_k) + \frac{\lambda}{c_{TX}} \sum_{n=1}^{N_S} c_{SN}(A_{n,k}, S_{M,n,k}) \middle| V_k, \pi_{\gamma,k}, \delta \right], \quad (20)$$

where δ depends on the specific scheme considered, and the expectation is computed with respect to the aggregate SNR collected at the FC, induced by policy δ , and the sensing-transmission decisions of the SNs. Such policy neglects the impact of the current decision on the future, and only optimizes the current cost, hence it corresponds to the first DP stage ($T_{DP}=1$). In particular, the overall cost balances the expected MSE in slot k , $\mathbb{E}[\hat{\nu}(V_k, \Lambda_k) | V_k, \pi_{\gamma,k}, \delta]$, and the expected sensing-transmission cost incurred by each SN in slot k , $\mathbb{E}[c_{SN}(A_{n,k}, S_{M,n,k}) | V_k, \pi_{\gamma,k}, \delta]$. We denote the average long-term MSE and sensing-transmission cost under the MP, for a specific value of λ , as \bar{M}_{MP}^λ and \bar{C}_{MP}^λ , respectively.

Remark 1 We note the following beneficial property of the MP: given V_k and Λ_k , the next state is $V_{k+1} = \nu(\hat{\nu}(V_k, \Lambda_k)) = 1 - \alpha(1 - \hat{\nu}(V_k, \Lambda_k))$; therefore, the minimization of the expected MSE $\mathbb{E}[\hat{\nu}(V_k, \Lambda_k) | V_k, \pi_{\gamma,k}, \delta]$, implicit in the definition of the MP (20), also yields a minimization of the expected prior variance in the next slot, $\mathbb{E}[\nu(\hat{\nu}(V_k, \Lambda_k)) | V_k, \pi_{\gamma,k}, \delta]$, i.e., the MP not only minimizes the present cost in slot k , but, on average, also moves the system to a "good" next state associated to a more accurate estimate of X_{k+1} . Furthermore, note that the MP is optimal when the process X_k is i.i.d. ($\alpha=0$) and γ_k is i.i.d. over time. In fact, in this case, the sensing-transmission decision in slot k does not affect the next state V_{k+1} and the future cost, hence $V_k = 1$ in each slot.

III. MYOPIC POLICY: COORDINATED SCHEME

In this section, we analyze the MP for the coordinated scheme. As in Part I, we first investigate the *best- γ* scenario, and then extend the analysis to the *Markov- γ* scenario.

A. Best- γ scenario

In this case, the belief $\pi_{\gamma,k}$ is constant and can be neglected. From (20), using the structural properties of [16, Prop. 2], i.e.,

$S_{M,n,k} = S_{M,k}, \forall k$, the MP is defined as

$$(t^{(MP)}, S_M^{(MP)})(V_k) = \arg \min_{t \in \{0,1,\dots,B\}, S_M \geq 0} \hat{\nu} \left(V_k, t \frac{S_A S_M}{S_A + S_M} \right) + \frac{\lambda}{c_{TX}} t c_{SN}(1, S_M), \quad (21)$$

where $t^{(MP)}(V_k)$ is the number of SNs activated and $S_M^{(MP)}(V_k)$ is the common local measurement SNR. The $t^{(MP)}(V_k)$ SNs are selected randomly from the set of N_S SNs. The following theorem derives a closed-form expression of the MP. We denote by $\lceil x \rceil$ for $x \in \mathbb{R}$ the ceiling operation.

Theorem 1 Let $\lambda \leq \frac{1}{(\sqrt{1+1/S_A} + \sqrt{\theta})^2} \triangleq \lambda_{th}$, $v_{th}(\lambda, -1) \triangleq 0$,

$t^* \triangleq \left\lceil \sqrt{\frac{1}{\lambda S_A} + \frac{1}{4} - \frac{3}{2}} \right\rceil$, and, for $0 \leq t \leq t^*$,

$$v_{th}(\lambda, t) \triangleq \frac{\sqrt{\lambda \theta} + \lambda(t + \frac{1}{2})}{1 - \lambda(t+1)t S_A} + \frac{\sqrt{\lambda} \sqrt{\sqrt{\lambda \theta}(2t+1) + \lambda \theta(t+1)t S_A + \frac{\lambda}{4} + \frac{1}{S_A}}}{1 - \lambda(t+1)t S_A}. \quad (22)$$

We have the following cases:

- i) if $V_k > v_{th}(\lambda, t^*)$, then $t^{(MP)}(V_k) = \min\{t^* + 1, B\}$;
- ii) if $V_k = v_{th}(\lambda, \hat{t})$, for some $\hat{t} \in \{0, 1, \dots, t^*\}$, then $t^{(MP)}(V_k) = \min\{\hat{t} + 1, B\}$ with probability $p_{\hat{t}}$, $t^{(MP)}(V_k) = \min\{\hat{t}, B\}$ otherwise, for some $p_{\hat{t}} \in [0, 1]$;
- iii) otherwise, $t^{(MP)}(V_k) = \min\{\hat{t}, B\}$, where \hat{t} is the unique $\hat{t} \in \{0, 1, \dots, t^*\}$ such that $v_{th}(\lambda, \hat{t}-1) < V_k < v_{th}(\lambda, \hat{t})$.
- iv) In all cases,

$$S_M^{(MP)}(V_k) = \left(\frac{1}{\sqrt{\lambda \theta}} - \frac{1}{V_k} \right) \frac{S_A V_k}{1 + t^{(MP)}(V_k) S_A V_k}. \quad (23)$$

Proof: See Appendix A. ■

Note that, when $V_k = v_{th}(\lambda, \hat{t})$, for some $\hat{t} \in \{0, 1, \dots, t^*\}$, the choice of $t^{(MP)}(V_k)$ is probabilistic. This is because both solutions $t^{(MP)}(V_k) = \min\{\hat{t}, B\}$ and $t^{(MP)}(V_k) = \min\{\hat{t} + 1, B\}$ attain the same cost in (21). By varying the probability $p_{\hat{t}} \in [0, 1]$, different trade-offs between MSE and sensing-transmission cost are obtained. The case $\lambda > \lambda_{th}$ is of no interest, since the sensing-transmission cost in (21) becomes too large, thus forcing the trivial MP $t^{(MP)}(V_k) = 0, \forall V_k$.

The threshold $v_{th}(\lambda, t)$ is an increasing function of t . The implication is that, the poorer the estimate of X_k , i.e., the larger V_k , the more SNs activated, and thus the larger the sensing-transmission costs incurred. In other words, the limited resources available are allocated only when the FC is most uncertain about the state, i.e., when the estimate of X_k is poor and needs to be improved. On the other hand, the SNs are kept idle when the FC has an accurate estimate of X_k , in order to preserve energy. Moreover, $S_M^{(MP)}(V_k)$ is a piecewise increasing function of V_k , except at the boundaries $v_{th}(\lambda, t)$ corresponding to transitions in the number of SNs activated, increasing function of S_A and decreasing function of θ . In fact, S_A determines the error floor in the measurement collected by each SN, so that, as S_A increases and the ambient noise becomes less relevant, or the sensing cost decreases (as a consequence of decreasing θ), there is a stronger incentive to collect more accurate measurements.

The next proposition gives properties of the performance achieved by the MP, in the asymptotic regime $\lambda \rightarrow \{0, \lambda_{\text{th}}\}$.

Proposition 1 *In the limits $\lambda \rightarrow 0$ and $\lambda \rightarrow \lambda_{\text{th}}$, the MP attains the following average long-term performance:*

$$\lim_{\lambda \rightarrow 0} \bar{M}_{MP}^\lambda = \hat{v}^*(BS_A), \quad \lim_{\lambda \rightarrow 0} \bar{C}_{MP}^\lambda = \infty, \quad (24)$$

$$\lim_{\lambda \rightarrow \lambda_{\text{th}}} \bar{M}_{MP}^\lambda = 1, \quad \lim_{\lambda \rightarrow \lambda_{\text{th}}} \bar{C}_{MP}^\lambda = 0, \quad (25)$$

where

$$\hat{v}^*(x) \triangleq \frac{\sqrt{(1-\alpha)^2(1+x^2)+2(1-\alpha^2)x-(1-\alpha)(1+x)}}{2\alpha x}. \quad (26)$$

Proof: See Appendix B. ■

As expected, when $\lambda \rightarrow \lambda_{\text{th}}$, the sensing-transmission cost becomes dominant in the overall MP cost function, hence the SNs are forced to remain idle in each slot. The resulting sensing-transmission cost is zero, and the MSE is 1, since no measurements are received at the FC. On the other hand, when $\lambda \rightarrow 0$, the MSE cost becomes dominant. In this case, all B channels are used to transmit the measurements to the FC in each slot, and each measurement is collected with infinitely large measurement SNR $S_M \rightarrow \infty$, so that the aggregate SNR collected at the FC is BS_A , hence the sensing-transmission cost converges to ∞ and the MSE to $\hat{v}^*(BS_A)$ [16, Prop. 7].

1) *Complexity of the MP:* Note that the MP for the coordinated scheme can be determined in closed form, and therefore its complexity scales with N_V , the number of sample points in the prior variance state space \mathcal{V} . Therefore, a significant complexity reduction is achieved with respect to DP (14), with complexity $BS_A N_V T_{DP} / \Delta_L$ (Sec. II-E).

In the next section, we further specialize the analysis to the case $S_A \rightarrow \infty$, which provides further insights on the structure of the MP. In this case, the measurement $Y_{n,k}$ collected by SN n is only subject to additive Gaussian measurement noise, whereas the ambient noise is zero.

B. Best- γ scenario with $S_A \rightarrow \infty$

We have the following corollary of Theorem 1.

Corollary 1 *Let $\lambda \leq \lambda_{\text{th}} = \frac{1}{(1+\sqrt{\theta})^2}$ and*

$$v_{\text{th}}(\lambda, 0) \triangleq \sqrt{\lambda\theta} + \frac{\lambda}{2} + \sqrt{\lambda} \sqrt{\sqrt{\lambda\theta} + \frac{\lambda}{4}}. \quad (27)$$

i) *If $V_k > v_{\text{th}}(\lambda, 0)$, then the MP is $t^{(MP)}(V_k) = 1$ and*

$$S_M^{(MP)}(V_k) = \frac{1}{\sqrt{\lambda\theta}} - \frac{1}{V_k}. \quad (28)$$

ii) *If $V_k < v_{\text{th}}(\lambda, 0)$, the MP is $t^{(MP)}(V_k) = S_M^{(MP)}(V_k) = 0$.*

iii) *Finally, if $V_k = v_{\text{th}}(\lambda, 0)$, the MP is $t^{(MP)}(V_k) = 1$, $S_M^{(MP)}(V_k) = \frac{1}{\sqrt{\lambda\theta}} - \frac{1}{V_k}$ with probability p_0 , and $t^{(MP)}(V_k) = 0$, $S_M^{(MP)}(V_k) = 0$ with probability $1 - p_0$, for some $p_0 \in [0, 1]$.*

Corollary 1 dictates that, when $S_A \rightarrow \infty$, only one SN may activate, *i.e.*, the sensing-transmission burden is concentrated on a single SN, whereas all the other SNs remain idle. In fact, the ambient noise provides an SNR floor in the quality of the measurement collected by each SN. When S_A is finite,

i.e., the ambient noise is non-zero, it may be desirable to collect multiple measurements from multiple sensors, in order to average out the effect of the ambient noise, despite the fact that a large transmission cost may be incurred. On the other hand, when S_A is infinite, *i.e.*, the ambient noise is zero, there is no need to average out the ambient noise, hence it is beneficial to collect a highly accurate measurement from one SN only, in order to minimize the transmission cost. This result implies that one orthogonal channel ($B=1$) suffices in this case. Alternatively, in order to collect the target aggregate SNR $\Lambda_k > 0$, the FC should activate $t > 0$ SNs with local SNR $S_{M,n,k} = \Lambda_k/t$. The resulting overall network cost is $tc_{\text{TX}} + \phi\Lambda_k$, minimized by $t = 1$.

In the next theorem we characterize, in closed form, the performance of the MP when $S_A \rightarrow \infty$. To this end, we define λ_j^* to be the unique solution of $\eta_j(\lambda_j^*) = 0$, where

$$\eta_j(\lambda) \triangleq 1 - \alpha^j(1 - \sqrt{\lambda\theta}) - v_{\text{th}}(\lambda, 0), \quad j \geq 0, \lambda \geq 0. \quad (29)$$

In the statement of the theorem and in its proof, we make use of properties of $\eta_j(\lambda)$ and λ_j^* , stated in Prop. 5 in Appendix C.

Theorem 2 *Let $S_A = \infty$, $J \geq 1$, $\lambda \in (\lambda_{j-1}^*, \lambda_j^*)$, $\hat{V}^* = \sqrt{\lambda\theta}$.*

i) *If $\lambda = \lambda_j^*$, then*

$$\bar{M}_{MP}^{\lambda, p_0} = 1 - \frac{\{1 - \alpha^J[1 - (1 - \alpha)(1 - p_0)]\}(1 - \hat{V}^*)}{(J + 1 - p_0)(1 - \alpha)}, \quad (30)$$

$$\bar{C}_{MP}^{\lambda, p_0} = \frac{1}{N_S(k + 1 - p_0)} \left[c_{\text{TX}} + \phi \frac{1}{\hat{V}^*} (1 - \hat{V}^*) \right. \\ \left. \times \left(p_0 \frac{1 - \alpha^J}{1 - \alpha^J(1 - \hat{V}^*)} + (1 - p_0) \frac{1 - \alpha^{J+1}}{1 - \alpha^{J+1}(1 - \hat{V}^*)} \right) \right]. \quad (31)$$

ii) *Otherwise ($\lambda \in (\lambda_{j-1}^*, \lambda_j^*)$),*

$$\bar{M}_{MP}^{\lambda, 1} = 1 - \frac{(1 - \alpha^J)(1 - \hat{V}^*)}{J(1 - \alpha)}, \quad (32)$$

$$\bar{C}_{MP}^{\lambda, 1} = \frac{1}{N_S J} \left[c_{\text{TX}} + \phi \frac{1}{\hat{V}^*} \frac{(1 - \alpha^J)(1 - \hat{V}^*)}{1 - \alpha^J(1 - \hat{V}^*)} \right]. \quad (33)$$

Proof: See Appendix D. ■

Consider the case $\lambda \in (\lambda_{j-1}^*, \lambda_j^*)$ (a similar argument holds for the case $\lambda = \lambda_j^*$). The parameter J represents the *transmission period*, *i.e.*, one SN is activated once every J slots, whereas all SNs stay idle in the remaining $J-1$ slots. On the other hand, \hat{V}^* is the minimum posterior variance achieved when one SN is activated and its measurement is collected at the FC. During the idle period, no measurements are collected, hence the posterior variance increases in each slot. As discussed in [16, Remark 5], this pattern of periodic transmissions with period J can be reduced by including a term which accounts for the *outage event* $\hat{V}_k \geq \hat{v}_{\text{th}}$ in the MP cost function. Clearly, as λ increases, the transmission period J augments, hence the SNs are activated less frequently resulting in a lower cost and poorer MSE performance. Similarly, \hat{V}^* increases since a smaller local measurement SNR is employed by the active SN (see (28)). By varying $(\lambda, p_0) \in \mathcal{L}$, where

$$\mathcal{L} \triangleq \bigcup_{j \geq 1} \left[\{(\lambda, 1) : \lambda \in (\lambda_{j-1}^*, \lambda_j^*)\} \cup \{(\lambda_j^*, p_0) : p_0 \in [0, 1]\} \right],$$

we obtain different operational points $(\bar{C}_{MP}^{\lambda,p_0}, \bar{M}_{MP}^{\lambda,p_0})$. The next proposition states properties of the cost-MSE graph $(\bar{C}_{MP}^{\lambda,p_0}, \bar{M}_{MP}^{\lambda,p_0})_{(\lambda,p_0) \in \mathcal{L}}$. To this end, we define the following ordering of the elements in \mathcal{L} : let $(\lambda^{(i)}, p_0^{(i)}) \in \mathcal{L}$, $i = 1, 2$ with $(\lambda^{(1)}, p_0^{(1)}) \neq (\lambda^{(2)}, p_0^{(2)})$; then, $(\lambda^{(1)}, p_0^{(1)}) \succ (\lambda^{(2)}, p_0^{(2)})$ if either $\lambda^{(1)} > \lambda^{(2)}$, or $\lambda^{(1)} = \lambda^{(2)}$ and $p_0^{(1)} < p_0^{(2)}$.

Proposition 2 i) $(\bar{C}_{MP}^{\lambda,p_0}, \bar{M}_{MP}^{\lambda,p_0})_{(\lambda,p_0) \in \mathcal{L}}$ is continuous.

ii) $\bar{C}_{MP}^{\lambda,p_0}$ is decreasing in $(\lambda, p_0) \in \mathcal{L}$, whereas $\bar{M}_{MP}^{\lambda,p_0}$ is increasing in $(\lambda, p_0) \in \mathcal{L}$, i.e.,

$$\begin{aligned} \bar{C}_{MP}^{\lambda^{(1)}, p_0^{(1)}} &< \bar{C}_{MP}^{\lambda^{(2)}, p_0^{(2)}}, \quad \bar{M}_{MP}^{\lambda^{(1)}, p_0^{(1)}} > \bar{M}_{MP}^{\lambda^{(2)}, p_0^{(2)}}, \\ \forall (\lambda^{(i)}, p_0^{(i)}) \in \mathcal{L}, \quad i = 1, 2 \text{ s.t. } (\lambda^{(1)}, p_0^{(1)}) &\succ (\lambda^{(2)}, p_0^{(2)}). \end{aligned} \quad (34)$$

Proof: See Appendix E. ■

Prop. 2 shows a desirable property of the MP for the special case $S_A \rightarrow \infty$. In particular, the larger λ , i.e. the more resource constrained the system, the smaller the sensing-transmission cost and the larger the MSE. The implication is that we can tune λ in order to achieve the desired trade-off between cost and MSE. Note that (34) is not expected. In fact, the MP is designed to minimize only the instantaneous cost (21), not the average long-term performance. The more general case $S_A < \infty$ is difficult to analyze, due to the complex structure of the MP and the resulting evolution of $\{V_k, k \geq 0\}$. In the next section, we analyze the *Markov- γ* scenario.

C. Markov- γ scenario

In this case, the accuracy state of each SN fluctuates over time according to a Markov chain, thus causing random fluctuations in the aggregate SNR collected at the FC. The optimal policy is difficult to characterize, due to the high dimensionality of the problem. Herein, as in Part I, we define a *sub-optimal coordinated MP*, based on the MP derived in Sec. III-A. Specifically, let $r(\cdot; \gamma_k): \{1, 2, \dots, N_S\} \mapsto \{1, 2, \dots, N_S\}$ be a ranking of SNs indexed by γ_k , such that $r(m; \gamma_k)$ is the label of the SN with the m th highest accuracy state, i.e., $\gamma_{r(1; \gamma_k), k} \geq \gamma_{r(2; \gamma_k), k} \geq \dots \geq \gamma_{r(N_S; \gamma_k), k}$.

Let $\{\tilde{V}_k, k \geq 0\}$ be a *virtual prior variance process*, generated as if all measurements were collected with the best accuracy state γ_{\max} . Starting from $\tilde{V}_0 = V_0$, we thus have $\tilde{V}_{k+1} = \nu(\hat{\nu}(\tilde{V}_k, \tilde{\Lambda}_k))$, where $\tilde{\Lambda}_k = t^{(MP)}(\tilde{V}_k) \frac{S_A S_M^{(MP)}(\tilde{V}_k)}{S_A + S_M^{(MP)}(\tilde{V}_k)}$. We define the sub-optimal coordinated MP (SCMP) as follows. **SCMP:** Given $\lambda \leq \lambda_{\text{th}}$, the virtual prior variance state \tilde{V}_k , and γ_k , the $t^{(MP)}(\tilde{V}_k)$ SNs with the best accuracy state are activated in slot k , with local measurement SNR $S_M^{(MP)}(\tilde{V}_k)$,

$$\begin{cases} A_{r(m; \gamma_k), k} = 1, S_{M, r(m; \gamma_k), k} = S_M^{(MP)}(\tilde{V}_k), \forall m \leq t^{(MP)}(\tilde{V}_k), \\ A_{r(m; \gamma_k), k} = 0, \forall m > t^{(MP)}(\tilde{V}_k). \end{cases} \quad \blacksquare$$

In the *best- γ* scenario, SCMP simplifies to the MP given by Theorem 1. In the next proposition, we derive a bound to the average long-term performance of SCMP in the *Markov- γ* scenario, $(\bar{C}_{MP}^{\lambda}, \bar{M}_{MP}^{\lambda})$, with respect to the performance achieved in the *best- γ* scenario, $(\bar{C}_{MP}^{\lambda, \gamma_{\max}}, \bar{M}_{MP}^{\lambda, \gamma_{\max}})$. Its proof is similar to the proof of [16, Theorem 3], and is thus omitted.

Proposition 3 Under the SCMP, if $\pi_\gamma(\gamma_{\max}) < 1$ and $N_S \geq \frac{B-1}{\pi_\gamma(\gamma_{\max})}$, then $\bar{C}_{MP}^{\lambda, \gamma_{\max}} = \bar{C}_{MP}^{\lambda}$ and

$$0 \leq \bar{M}_{MP}^{\lambda} - \bar{M}_{MP}^{\lambda, \gamma_{\max}} \leq \frac{\exp\left\{-\frac{(N_S \pi_\gamma(\gamma_{\max}) - B + 1)^2}{2 N_S \pi_\gamma(\gamma_{\max})}\right\}}{1 - \alpha}. \quad (35)$$

Note that SCMP achieves the same average long-term cost as if all the SNs could sense with the best accuracy state γ_{\max} . This is a consequence of the fact that SCMP is generated according to the virtual prior variance state \tilde{V}_k , whose evolution emulates that of the *best- γ* scenario. In the next section, we analyze the MP for the decentralized scheme.

IV. MYOPIC POLICY: DECENTRALIZED SCHEME

We first investigate the *best- γ* scenario, and then extend our analysis to the *Markov- γ* scenario.

A. Best- γ scenario

In the decentralized scheme, the MP is defined as

$$\begin{aligned} (q^{(MP)}, S_M^{(MP)})(V_k) &= \underset{q \in [0, 1], S_M \geq 0}{\operatorname{argmin}} \mathbb{E} \left[\hat{\nu} \left(V_k, \frac{R_k S_A S_M}{S_A + S_M} \right) \right] \\ &\quad + \lambda N_S q (1 + \theta S_M), \end{aligned} \quad (36)$$

where R_k is the number of packets successfully received at the FC, as a result of having each node transmit with probability q in one of the B orthogonal channels available.

We focus on the *large network* approximation, i.e., on the asymptotic scenario of large number of SNs $N_S \rightarrow \infty$, where we fix the *normalized activation probability* $\zeta = q N_S / B$, and optimize over the values of ζ and S_M . Then, the MP for $N_S \rightarrow \infty$ is defined as

$$(\zeta^{(MP)}, S_M^{(MP)})(V_k) = \underset{\zeta \geq 0, S_M \geq 0}{\operatorname{argmin}} f(\zeta, S_M, V_k), \quad (37)$$

where, letting $N_S \rightarrow \infty$ in (36), we have defined

$$f(\zeta, S_M, V_k) = \sum_{r=0}^B \mathcal{B}_B(r; \rho(\zeta)) \hat{\nu} \left(V_k, \frac{r S_A S_M}{S_A + S_M} \right) + \lambda \zeta B (1 + \theta S_M),$$

we have used the fact that R_k converges to a binomial random variable with B trials and success probability $\rho(\zeta) = \zeta e^{-\zeta}$ [16, Corollary 1], and we have defined the PMF of the binomial distribution $\mathcal{B}_B(r; \rho) = \binom{B}{r} \rho^r (1 - \rho)^{B-r}$. The following theorem characterizes the solution of (37).

Theorem 3 Let $\lambda < \lambda_{\text{th}}$, where λ_{th} is defined in Theorem 1, and $v_{\text{th}}(\lambda, 0)$ be given by (22) for $t=0$.

i) If $V_k \leq v_{\text{th}}(\lambda, 0)$, then $(\zeta^{(MP)}(V_k), S_M^{(MP)}(V_k)) = (0, 0)$.
ii) Otherwise, $(\zeta^{(MP)}(V_k), S_M^{(MP)}(V_k)) = (\zeta, S_M)$ must simultaneously solve, for some $\zeta \in (0, 1)$, $S_M > 0$,

$$\begin{cases} h(S_M, \zeta, V_k) \triangleq -\mathbb{E} \left[\hat{\nu} \left(V_k, \frac{R_k S_A S_M}{S_A + S_M} \right) \frac{R_k S_A^2}{(S_A + S_M)^2} \middle| \rho(\zeta) \right] + \lambda \zeta B \theta = 0, \\ g(S_M, \zeta, V_k) \triangleq \mathbb{E} \left[\hat{\nu} \left(V_k, \frac{R_k S_A S_M}{S_A + S_M} \right) \frac{R_k - \rho(\zeta) B}{\rho(\zeta)(1 - \rho(\zeta))} \middle| \rho(\zeta) \right] \\ \quad + \lambda B \frac{e^{-\zeta}}{1 - \zeta} (1 + \theta S_M) = 0, \end{cases}$$

where the expectation is computed with respect to the PMF of $R_k \sim \mathcal{B}_B(\cdot; \rho(\zeta))$. Moreover,

$$0 < \zeta^{(MP)}(V_k) < \min \left\{ 1, 2 \ln \left(\frac{V_k}{\sqrt{\lambda \theta}} \right) \right\} \triangleq \zeta_{\text{th}}^{\max}(V_k) \quad (38)$$

$$\text{and } S_{M, \text{th}}^{\min} \leq S_M^{(MP)}(V_k) \leq S_{M, \text{th}}^{\max}, \text{ where} \quad (39)$$

$$S_{M,\text{th}}^{\min} \triangleq \frac{-\lambda\theta S_A - \lambda(1 + V_k S_A) + V_k^2 S_A}{2\lambda\theta(1 + V_k S_A)} \quad (40)$$

$$- \frac{\sqrt{[(\lambda\theta + V_k^2)S_A - \lambda(1 + V_k S_A)]^2 - 4\lambda\theta V_k^2 S_A^2}}{2\lambda\theta(1 + V_k S_A)},$$

$$S_{M,\text{th}}^{\max} \triangleq \min \left\{ \frac{-\lambda\theta S_A - \lambda(1 + V_k S_A) + V_k^2 S_A}{2\lambda\theta(1 + V_k S_A)} \quad (41)\right.$$

$$\left. + \frac{\sqrt{[(\lambda\theta + V_k^2)S_A - \lambda(1/S_A + V_k)]^2 - 4\lambda\theta V_k^2}}{2\lambda\theta(1/S_A + V_k)}, S_A \left(\frac{V_k}{\sqrt{\lambda\theta}} - 1 \right) \right\}.$$

Proof: See Appendix F. ■

The MP dictates that the SNs activate only when the estimation quality at the FC is poor, *i.e.*, $V_k > v_{\text{th}}(\lambda, 0)$, in order to improve the estimate, and remain idle to preserve energy when it is accurate ($V_k \leq v_{\text{th}}(\lambda, 0)$). Therefore, the MP induces an efficient utilization of the scarce resources available in the system. Interestingly, the threshold on the prior variance state, $v_{\text{th}}(\lambda, 0)$, and on the Lagrange multiplier, λ_{th} , have the same expression as in the coordinated scheme (see Theorem 1). These thresholds are independent of the number of channels B . This is because, when $\lambda \rightarrow \lambda_{\text{th}}$, the sensing-transmission cost dominates the cost function defining the MP, hence the SNs activate with (normalized) probability close to zero. It follows that, with high probability, only one channel will be occupied, and the remaining channels remain unused. The practical implication is that, when $\lambda \rightarrow \lambda_{\text{th}}$, *i.e.*, the WSN is severely energy constrained, $B=1$ suffices.

Note that the MP, when $V_k > v_{\text{th}}(\lambda, 0)$, must simultaneously solve $h(S_M^{(MP)}(V_k), \zeta^{(MP)}(V_k), V_k) = 0$ and $g(S_M^{(MP)}(V_k), \zeta^{(MP)}(V_k), V_k) = 0$. This is a set of *necessary* conditions, but they may not be sufficient. In fact, the cost function defining the MP in (37) is, in general, non-convex with respect to (ζ, S_M) . We now present an iterative algorithm to determine a *local* minimum of (37), for the case $V_k > v_{\text{th}}(\lambda, 0)$.

Algorithm 1

- 1) Let $S_M^{(0)} \in (S_{M,\text{th}}^{\min}, S_{M,\text{th}}^{\max})$, $\zeta^{(0)} \in (0, \zeta_{\text{th}}^{\max}(V_k))$, $i = 0$;
- 2) given $\zeta^{(i)}$, determine

$$S_M^{(i+1)} = \arg \min_{S_M \in (S_{M,\text{th}}^{\min}, S_{M,\text{th}}^{\max})} f(\zeta^{(i)}, S_M, V_k) \quad (42)$$

as follows: if $h(S_{M,\text{th}}^{\min}, \zeta^{(i)}, V_k) \geq 0$, set $S_M^{(i+1)} = S_{M,\text{th}}^{\min}$; if $h(S_{M,\text{th}}^{\max}, \zeta^{(i)}, V_k) \leq 0$, set $S_M^{(i+1)} = S_{M,\text{th}}^{\max}$; otherwise, determine $S_M^{(i+1)}$ as the unique $S_M \in (S_{M,\text{th}}^{\min}, S_{M,\text{th}}^{\max})$ such that $h(S_M, \zeta^{(i)}, V_k) = 0$, using the bisection method [5];

- 3) given $S_M^{(i+1)}$, determine

$$\zeta^{(i+1)} = \arg \min_{\zeta \in (0, \zeta_{\text{th}}^{\max}(V_k))} f(\zeta, S_M^{(i+1)}, V_k) \quad (43)$$

as follows: if $g(S_M^{(i+1)}, \zeta_{\text{th}}^{\max}(V_k), V_k) \leq 0$, set $\zeta^{(i+1)} = \zeta_{\text{th}}^{\max}(V_k)$; otherwise, determine $\zeta^{(i+1)}$ as the unique $\zeta \in (0, \zeta_{\text{th}}^{\max}(V_k))$ such that $g(S_M^{(i+1)}, \zeta, V_k) = 0$, using the bisection method;

- 4) update $i: i + 1$ and repeat from steps 2) and 3) until convergence; return $\zeta^{(MP)}(V_k) = \zeta^{(i)}$, $S_M^{(MP)}(V_k) = S_M^{(i)}$.

Note that Algorithm 1 is guaranteed to converge to a *local* minimum of the MP cost function (37), since, at each step 2-3), the function $f(\cdot)$ is minimized while keeping the other parameter fixed, and the MP solution $(\zeta^{(MP)}(V_k), S_M^{(MP)}(V_k))$ lies in the bounded set $(0, \zeta_{\text{th}}^{\max}(V_k)) \times (S_{M,\text{th}}^{\min}, S_{M,\text{th}}^{\max})$. In steps 2-3), we have used the fact that $h(\cdot)$ and $g(\cdot)$ are the derivatives of $f(\cdot)$ with respect to S_M and ζ , and these functions are increasing in S_M and ζ , respectively (see Appendix F).

A corollary of Theorem 3 is given below, for the case $B=1$.

Corollary 2

Let $B=1$.

- i) If $V_k \leq v_{\text{th}}(\lambda, 0)$, then $(\zeta^{(MP)}(V_k), S_M^{(MP)}(V_k)) = (0, 0)$.
- ii) Otherwise,

$$S_M^{(MP)}(V_k) = \left(\frac{e^{-\zeta^{(MP)}(V_k)/2}}{\sqrt{\lambda\theta}} - \frac{1}{V_k} \right) \frac{V_k S_A}{1 + V_k S_A}, \quad (44)$$

and $\zeta^{(MP)}(V_k)$ is the unique $\zeta \in (0, \zeta_{\text{th}}^{\max}(V_k))$ solving

$$\frac{-V_k S_A}{1 + V_k S_A} \left(V_k - e^{\frac{\zeta}{2}} \sqrt{\lambda\theta} \frac{2 - \zeta}{1 - \zeta} + \frac{e^{\zeta}}{1 - \zeta} \frac{\lambda\theta}{V_k} \right) + \frac{\lambda e^{\zeta}}{1 - \zeta} = 0. \quad (45)$$

For this case, a stronger result can be proved: the solution is a global minimum of (37), rather than a local one for the general case $B \geq 2$. $\zeta^{(MP)}(V_k) \in (0, \zeta_{\text{th}}^{\max}(V_k))$ can be determined using the bisection method [5], by exploiting the fact that (45) is an increasing function of ζ . Note that, for fixed $\zeta^{(MP)}(V_k)$, $S_M^{(MP)}(V_k)$ is an increasing function of S_A and V_k , and decreasing function of λ and θ (however, $\zeta^{(MP)}(V_k)$ is also a function of these parameters via (45)). In fact, the larger S_A (*i.e.*, the smaller the error floor induced by the ambient noise) or V_k (*i.e.*, the poorer the quality of the estimate), or the smaller θ (*i.e.*, the smaller the sensing cost) or λ (*i.e.*, the milder the cost constraint), the stronger the incentive to sense with higher local measurement SNR. By further specializing Corollary 2 to $\theta=0$ (no transmission cost), $S_A=\infty$ (no ambient noise) and $V_k=1-\alpha^{J_k+1}$, we obtain the MP [16, Sec. II.B].

1) *Complexity of the MP:* Unlike the coordinated scheme, the MP for the decentralized one cannot be determined in closed form. For each $V_k \in \mathcal{V}$, in order to determine $S_M^{(i+1)}$ in step 2) of Algorithm 1 with precision Δ_M^3 using the bisection method [5], at most $I_2 \triangleq K_2 - \log_2 \Delta_M$ evaluations of $f(\zeta^{(i)}, S_M, V_k)$ are needed (each corresponding to an iteration of the bisection method), where K_2 is a constant which depends on the initial search interval $[S_{M,\text{th}}^{\min}, S_{M,\text{th}}^{\max}]$. Similarly, in order to determine $\zeta^{(i+1)}$ in step 3) of Algorithm 1 with precision Δ_Z using the bisection method, at most $I_3 \triangleq K_3 - \log_2 \Delta_Z$ evaluations of $f(\zeta, S_M^{(i+1)}, V_k)$ are needed (each corresponding to an iteration of the bisection method), where K_3 is a constant which depends on the initial search interval $[0, \zeta_{\text{th}}^{\max}(V_k)]$. For $\Delta_M, \Delta_Z \ll 1$ we thus obtain $I_2 \simeq -\log_2 \Delta_M$ and $I_3 \simeq -\log_2 \Delta_Z$. Assuming steps 2) and 3) of Algorithm 1 are repeated T_{MP} times, the overall complexity thus scales as $-N_V T_{MP} \log_2(\Delta_M \Delta_Z)$. We conclude that the complexity of the MP algorithm scales

³The precision is evaluated with respect to the local SNR (5), in order to have a fair comparison with the analysis in Sec. II-E

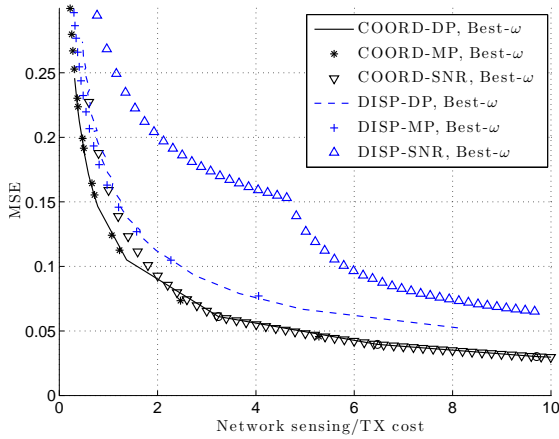


Figure 2. MSE as a function of the network cost, $best\text{-}\gamma$ scenario, $N_S = 20$.

with the logarithm of $1/(\Delta_M \Delta_Z)$, and thus provides a significant complexity reduction with respect to DP (17), whose complexity scales linearly with $1/(\Delta_M \Delta_Z)$ (Sec. II-E). We have verified numerically that Algorithm 1 typically converges in few iterations ($T_{MP} \sim 5$). In the special case $B=1$ studied in Corollary 2, $S_M^{(MP)}(V_k)$ can be determined exactly as a function of $\zeta^{(MP)}(V_k)$, whereas $\zeta^{(MP)}(V_k)$ can be determined via one run of the bisection method [5] to solve (45), resulting in the overall complexity $-N_V \log_2(\Delta_Z)$.

B. Markov- γ scenario

We now discuss the *Markov- γ* scenario. As for the coordinated scheme, we define a *sub-optimal decentralized MP* (SDMP), based on the MP derived in Sec. IV-A.

SDMP: Given $\lambda \leq \lambda_{th}$ and the value of V_k fed back from the FC, the activation probability is defined as

$$q^{(MP)}(V_k, \gamma) = \begin{cases} 1, & \gamma > \gamma_{th}, \\ \frac{\frac{B}{N_S} \zeta^{(MP)}(V_k) - \sum_{\gamma > \gamma_{th}} \pi_\gamma(\gamma)}{\pi_\gamma(\gamma_{th})}, & \gamma = \gamma_{th}, \\ 0, & \gamma < \gamma_{th}, \end{cases}$$

and the local measurement SNR as $S_{M,n,k} = S_M^{(MP)}(V_k)$, where γ_{th} uniquely solves $\sum_{\gamma \geq \gamma_{th}} \pi_\gamma(\gamma) \geq \frac{B}{N_S} \zeta^{(MP)}(V_k) > \sum_{\gamma > \gamma_{th}} \pi_\gamma(\gamma)$. ■

Note that $\sum_{\gamma \geq \gamma_{th}} q^{(MP)}(V_k, \gamma) \pi_\gamma(\gamma) N_S / B = \zeta^{(MP)}(V_k)$, i.e., all SNs activate with *marginal* normalized probability $\zeta^{(MP)}(V_k)$, with respect to the steady state distribution of $\gamma_{n,k}$.

The performance of the sub-optimal decentralized MP is difficult to characterize. In fact, due to the Markov property of the accuracy state $\gamma_{n,k}$, the number of collisions and successful transmissions are correlated over time. However, the following proposition holds in the *i.i.d.- γ* scenario. To this end, we denote by $(\bar{C}_{MP}^\lambda, \bar{M}_{MP}^\lambda)$ and $(\bar{C}_{MP}^{\lambda, \gamma_{max}}, \bar{M}_{MP}^{\lambda, \gamma_{max}})$ the performance in the *i.i.d.- γ* and *best- γ* scenarios, respectively.

Proposition 4 *In the i.i.d.- γ scenario, if $N_S \geq B/\pi_\gamma(\gamma_{max})$, then $\bar{C}_{MP}^\lambda = \bar{C}_{MP}^{\lambda, \gamma_{max}}$, $\bar{M}_{MP}^\lambda = \bar{M}_{MP}^{\lambda, \gamma_{max}}$.*

As shown in Part I, this is a consequence of the fact that, if the conditions of the proposition hold, then $\gamma_{th} = \gamma_{max}$, hence only the SNs with the best accuracy state may activate under SDMP, so that there is no degradation in the aggregate SNR collected at the FC, Λ_k , compared to the *best- γ* scenario. In other words, a densely deployed WSN provides *sensing diversity*.

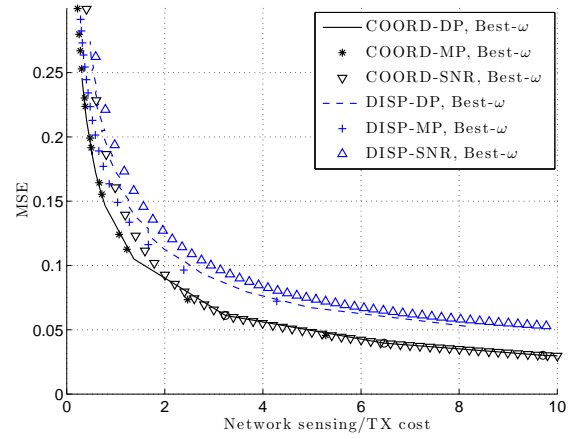


Figure 3. MSE as a function of the network cost, $best\text{-}\gamma$ scenario, $N_S = 100$.

V. NUMERICAL RESULTS

In this section, we provide numerical results. Unless otherwise stated, we consider a WSN of size $N_S \in \{20, 100\}$ SNs (*small and large WSN*, respectively). We let $c_{TX}=1$, $S_A=20$, $\phi=0.25$, $\alpha=0.96$, and $B=5$. We consider the *best- γ* scenario only. Similar considerations hold for the *Markov- γ* scenario. The interested reader is referred to Part I for a numerical evaluation of the *Markov- γ* scenario. We consider the following schemes, evaluated via Monte-Carlo simulation over $T = 10^5$ slots:

- **COORD-DP:** optimal coordinated scheme, obtained via $T_{DP} = 100$ DP iterations (see Part I);
- **DEC-DP:** optimal decentralized scheme, obtained via $T_{DP} = 100$ DP iterations (see Part I);
- **COORD-SNR:** max coordinated aggregate SNR scheme; non-adaptive policy which maximizes the expected aggregate SNR at the FC, under cost constraints for the SNs (see Part I);
- **DEC-SNR:** max decentralized aggregate SNR scheme; non-adaptive policy which maximizes the expected aggregate SNR at the FC, under cost constraints for the SNs (see Part I);
- **COORD-MP:** MP for the coordinated scheme (Sec. III);
- **DEC-MP:** MP for the decentralized scheme (Sec. IV), derived via Algorithm 1.

In Figs. 2 and 3, we plot the MSE (11) as a function of the network sensing-transmission cost (12) for the small and large WSN scenarios, respectively, obtained by varying the Lagrange multiplier λ . We notice that, in both cases, COORD-MP and DEC-MP incur no performance degradation with respect to their DP counterparts COORD-DP and DEC-DP, respectively, at a fraction of the complexity. As conjectured in Remark 1, this is because the MP not only minimizes the present cost in slot k , but, on average, also moves the system to a "good" next state. Therefore, as shown in Part I, similar to the DP policies, also the MP outperforms the technique proposed in [17]. On the other hand, the non-adaptive schemes COORD-SNR and DEC-SNR incur a significant performance degradation, since they greedily maximize the expected aggregate SNR collected at the FC, $\mathbb{E}[\Lambda_k]$, but do not take into account the fluctuations in Λ_k , and hence, in the quality state V_k , resulting from cross-layer factors such as the decentralized access decisions of the SNs and the uncertain channel outcomes.

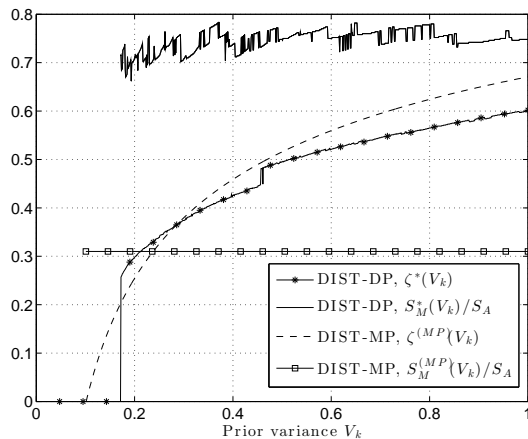


Figure 4. Structure of DEC-DP and DEC-MP as a function of the prior variance V_k . The corresponding simulated network cost is $\simeq 1.66$ and the MSE is $\simeq 0.12$ for both schemes.

In Fig. 4, we plot the structure of DEC-DP and DEC-MP as a function of the quality state V_k . We note that, as V_k increases, *i.e.*, the estimate of X_k is less accurate, both $\zeta^*(V_k)$ and $\zeta^{(MP)}(V_k)$ increase, in order to achieve a higher estimation accuracy. On the other hand, when the estimation accuracy is good ($V_k < 0.2$ for DEC-DP and $V_k < 0.1$ for DEC-MP), the activation probability is zero, so that the SNs can save energy. The threshold on the estimation quality below which the SNs remain idle, $v_{th}(\lambda, 0)$, is given in closed form by (22) for $t=0$. Note that the normalized activation probability is larger for DEC-MP than for DEC-DP. The resulting higher transmission cost for the former is balanced by employing a smaller local measurement SNR $S_M^{(MP)}(V_k) < S_M^*(V_k)$, incurring smaller sensing cost, so that the overall sensing-transmission cost is the same for both schemes. Finally, note that, for both schemes, the local measurement SNR is approximately constant for all values of the quality state V_k , thus suggesting that adaptation of the activation probability is more critical than adaptation of the local measurement SNR. A practical implication is that a lower optimization complexity can be achieved by adapting only the former, while using a constant value for the latter.

Finally, in Fig. 5, we plot COORD-DP and COORD-MP as a function of the quality state V_k . Similar to the decentralized scheme, as proved in Theorem 1, activations are of threshold type, *i.e.*, one SN is activated only if $V_k > 0.35$, otherwise all SNs remain idle. Moreover, as can be observed from the figure and analytically from (23), the local measurement SNR increases with V_k , in order to achieve higher estimation accuracy when the estimation quality at the FC is poor.

VI. CONCLUSIONS

In this paper, we have proposed a cross-layer distributed sensing-estimation framework for WSNs, which exploits the quality feedback information from the FC. Our cross-layer design approach allows one to model the time-varying capability of the SNs to accurately sense the underlying process, the scarce channel access resources shared by the SNs, as well as sensing-transmission costs. We have proposed a coordinated scheme, where the FC schedules the action of each SN, and a more scalable decentralized scheme, where each SN performs a local decision to sense-transmit or remain idle, based on the FC quality feedback and the local observation quality. In

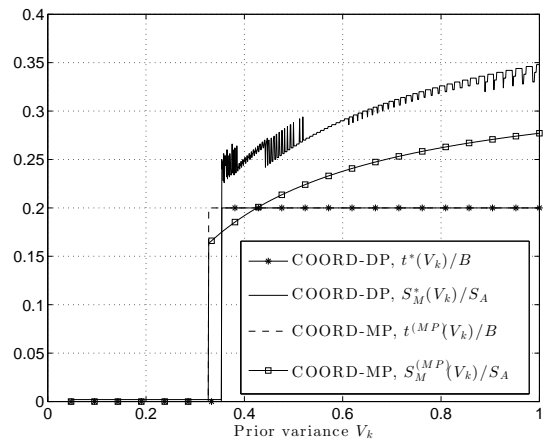


Figure 5. Structure of COORD-DP and COORD-MP as a function of the prior variance V_k . The corresponding simulated network cost is $\simeq 0.312$ and the MSE is $\simeq 0.25$ for both schemes.

this second part, we have designed low-complexity myopic policies. For the coordinated scheme, we have shown that the myopic policy can be characterized in closed form. For the decentralized scheme, we have presented an iterative algorithm which converges provably to a local optimum of the myopic cost function. Numerically, we have shown that the myopic policies achieve near-optimal performance, at a fraction of the complexity with respect to the optimal policy derived via dynamic programming, and thus are more suitable for implementation in practical WSN deployments.

APPENDIX A

Proof of Theorem 1: We first optimize (21) with respect to the local measurement SNR S_M , for a fixed $t > 0$. Since (21) is convex with respect to S_M , by computing the derivative with respect to S_M and setting it to zero, and forcing the solution to be non-negative, since $S_M \geq 0$, we obtain the optimal $S_M^*(t)$

$$S_M^*(t) = \left(\frac{1}{\sqrt{\lambda\theta}} - \frac{1}{V_k} \right)^+ \frac{S_A V_k}{1 + t S_A V_k}. \quad (46)$$

We now optimize with respect to the number of active SNs $t \in \{0, 1, \dots, B\}$. Note that, if $V_k \leq \sqrt{\lambda\theta}$, then $S_M^*(t) = 0$, $\forall t$, hence the optimal number of active SNs is $t^{(MP)}(V_k) = 0$. Otherwise ($V_k > \sqrt{\lambda\theta}$), after plugging $S_M^*(t)$ into the cost function (21), we obtain the cost function

$$f(t) \triangleq \frac{V_k + 2t S_A V_k \sqrt{\lambda\theta} - t \lambda \theta S_A}{1 + t S_A V_k} + \lambda t, \quad (47)$$

hence $t^{(MP)}(V_k) = \arg \min_{t \in \{0, 1, \dots, B\}} f(t)$. In order to solve this problem, we study the function $f(t)$. We have

$$\begin{aligned} g(t) &\triangleq (f(t+1) - f(t))(1 + (t+1)S_A V_k)(1 + t S_A V_k) \\ &= -S_A(\sqrt{\lambda\theta} - V_k)^2 + \lambda[1 + (t+1)S_A V_k](1 + t S_A V_k), \end{aligned}$$

hence $f(t+1) \geq f(t) \Leftrightarrow g(t) \geq 0$. Note that

$$g(t+1) - g(t) = 2S_A V_k \lambda [1 + (t+1)S_A V_k] > 0,$$

hence $g(t)$ is an increasing function of t . Solving with respect to V_k , $g(t) \leq 0$ is equivalent to

$$\begin{aligned} &V_k^2 S_A (\lambda(t+1)t S_A - 1) \\ &+ V_k S_A [2\sqrt{\lambda\theta} + \lambda(2t+1)] + \lambda(1 - S_A \theta) \leq 0. \end{aligned} \quad (48)$$

Note that (48) cannot hold if $[\lambda(t+1)tS_A - 1] \geq 0$, since $V_k > \sqrt{\lambda\theta}$ and the left hand expression would be strictly positive. Therefore, $\lambda(t+1)tS_A - 1 < 0$ for (48) to hold. Solving with respect to V_k , it can be shown that (48) is equivalent to the union of $V_k \geq v_{\text{th}}(\lambda, t)$ and

$$V_k \leq \frac{\sqrt{\lambda\theta} + \frac{\lambda}{2}(2t+1)}{1 - \lambda(t+1)tS_A} \quad (49)$$

$$- \frac{\sqrt{\lambda} \sqrt{\sqrt{\lambda\theta}(2t+1) + \lambda\theta(t+1)tS_A + \frac{\lambda}{4} + \frac{1}{S_A}}}{1 - \lambda(t+1)tS_A} \leq \sqrt{\lambda\theta},$$

where the second inequality in (49) can be proved using the fact that $\lambda < 1/[(t+1)tS_A]$ for (48) to hold. Note that, since $V_k > \sqrt{\lambda\theta}$, the inequality (49) cannot hold, hence

$$g(t) \leq 0 \Leftrightarrow V_k \geq v_{\text{th}}(\lambda, t) \text{ and } \lambda(t+1)tS_A - 1 < 0. \quad (50)$$

Let $t^* = \max\{t : \lambda(t+1)tS_A - 1 < 0\}$, whose solution is given as in the statement of the theorem. Clearly, $0 \leq t^* < \infty$. From (50), we then have $g(\tau) > 0, \forall \tau > t^*$. On the other hand, for $\tau \leq t^*$, we have that $g(\tau) \leq 0 \Leftrightarrow V_k \geq v_{\text{th}}(\lambda, \tau)$. Note that $v_{\text{th}}(\lambda, \tau) > v_{\text{th}}(\lambda, \tau - 1)$. It follows that, if $V_k < v_{\text{th}}(\lambda, 0)$, then $V_k < v_{\text{th}}(\lambda, \tau), \forall \tau$, and therefore $g(\tau) > 0, \forall \tau$. In this case, $f(\tau + 1) > f(\tau) > \dots > f(0)$, hence $t^{(MP)}(V_k) = 0$. On the other hand, if $V_k \geq v_{\text{th}}(\lambda, t^*)$, then $V_k \geq v_{\text{th}}(\lambda, \tau), \forall \tau \leq t^*$, hence $g(\tau) \leq 0, \forall \tau \leq t^*$, $g(\tau) > 0, \forall \tau > t^*$. In this case, $f(t^* + 1) = \min_t f(t)$, hence $t^{(MP)}(V_k) = \min\{t^* + 1, B\}$. Finally, if $v_{\text{th}}(\lambda, t^*) > V_k \geq v_{\text{th}}(\lambda, 0)$, letting $\hat{t} = \min\{t \leq t^* : V_k < v_{\text{th}}(\lambda, t)\}$, we have $V_k < v_{\text{th}}(\lambda, \hat{t})$, or equivalently $g(\hat{t}) > 0$, hence $g(\tau) > 0, \forall \tau \geq \hat{t}$, and $V_k \geq v_{\text{th}}(\lambda, \tau), \forall \tau < \hat{t}$, or equivalently $g(\tau) \leq 0$. In particular, $g(\hat{t} - 1) \leq 0$ and $g(\hat{t}) > 0$, i.e., $f(\hat{t}) = \min_{t \geq 0} f(t)$ and $t^{(MP)}(V_k) = \min\{\hat{t}, B\}$. If $g(\hat{t} - 1) = 0$, we have $f(\hat{t}) = f(\hat{t} - 1)$, hence both $\tau = \hat{t}$ and $\tau = \hat{t} - 1$ minimize $f(t)$ and the choice of $t^{(MP)}(V_k)$ is probabilistic.

To conclude, we show that it suffices to consider $\lambda \leq \lambda_{\text{th}}$. We show that, if $\lambda > \lambda_{\text{th}}$, then the MP solution is forced to $t^{(MP)}(V_k) = 0, \forall V_k$, so that all SNs remain idle at all times. This occurs if $1 < v_{\text{th}}(\lambda, 0)$, since $V_k \leq 1$, i.e.,

$$\sqrt{\lambda} \sqrt{\sqrt{\lambda\theta} + \frac{\lambda}{4} + \frac{1}{S_A}} > 1 - \sqrt{\lambda\theta} - \frac{\lambda}{2}, \quad (51)$$

or equivalently:

- 1) If the right hand expression in (51) is negative, i.e., $\lambda > \frac{4}{(\sqrt{\theta+2} + \sqrt{\theta})^2}$;
- 2) If $\lambda \leq \frac{4}{(\sqrt{\theta+2} + \sqrt{\theta})^2}$ and, by squaring each side of (51),

$$\lambda(1 - \theta + 1/S_A) + 2\sqrt{\lambda\theta} - 1 > 0. \quad (52)$$

We further distinguish the following subcases:

- 2.a) if $\theta = 1 + 1/S_A$, then (52) is equivalent to $\lambda > \frac{1}{4\theta}$;
- 2.b) if $\theta < 1 + 1/S_A$, then (52) is equivalent to $\lambda > \lambda_{\text{th}}$;
- 2.c) finally, if $\theta > 1 + 1/S_A$, then (52) is equivalent to

$$\lambda_{\text{th}} < \lambda < \frac{1}{(\sqrt{1 + 1/S_A} - \sqrt{\theta})^2}.$$

Note that the upper bound is redundant since, using the fact that $\theta > 1 + 1/S_A$, we obtain the tighter bound

$$\lambda \leq \frac{4}{(\sqrt{\theta+2} + \sqrt{\theta})^2} < \frac{1}{(\sqrt{1 + 1/S_A} - \sqrt{\theta})^2},$$

hence (52) is equivalent to $\lambda > \lambda_{\text{th}}$.

Combining the cases 1) and 2), (51) holds if $\lambda > \lambda_{\text{th}}$. Hence, in order to avoid the trivial MP solution $t^{(MP)}(V_k) = 0, \forall V_k$, λ must satisfy the condition of the theorem.

Finally, the optimal $S_M^{(MP)}(V_k)$ is given by $S_M^{(MP)}(V_k) = S_M^*(t^{(MP)}(V_k))$. The theorem is thus proved. ■

APPENDIX B

Proof of Prop. 1: When $\lambda \rightarrow 0$, we have $v_{\text{th}}(0, t) = 0, \forall t \geq -1, t^* \rightarrow \infty$. Therefore, since $V_k > v_{\text{th}}(0, t), \forall t \geq -1$, from Theorem 1 we have $t^{(MP)}(V_k) = B$, hence all channels are occupied. Moreover, $S_M^{(MP)}(V_k) \rightarrow \infty$, so that the sensing-transmission cost in each slot is ∞ , and the aggregate SNR collected at the FC in each slot is $\Lambda_k \rightarrow BS_A, \forall k \geq 0$. The result follows from [16, Prop. 7]. Now, consider the case $\lambda \rightarrow \lambda_{\text{th}}$. In this case, we have $v_{\text{th}}(\lambda_{\text{th}}, 0) = 1$, by definition of λ_{th} . Therefore, it follows that $t^{(MP)}(V_k) = 0$, so that the sensing-transmission cost in each slot 0, and the aggregate SNR collected at the FC in each slot is $\Lambda_k = 0$. ■

APPENDIX C

Proposition 5 (Properties of $\eta_j(\lambda)$ and λ_j^*) $\eta_j(\lambda)$ is a decreasing function of $\lambda \in [0, \lambda_{\text{th}}]$ and increasing function of $j \geq 0$. Additionally, $\lambda_0^* = 0, \lambda_{j-1}^* < \lambda_j^*, \forall j \geq 1$, and $\lambda_\infty^* \triangleq \lim_{j \rightarrow \infty} \lambda_j^* = \lambda_{\text{th}}$.

Proof: The first part can be proved by inspection, i.e., by solving $\frac{d\eta_j(\lambda)}{d\lambda} < 0$ and $\eta_{j+1}(\lambda) - \eta_j(\lambda) > 0$. We have $\eta_0(0) = 0$, hence $\lambda_0^* = 0, \lim_{j \rightarrow \infty} \eta_j(\lambda) = 1 - v_{\text{th}}(\lambda, 0)$, and $\lambda_\infty^* = \lambda_{\text{th}}$. Finally, $0 = \eta_{j-1}(\lambda_{j-1}^*) < \eta_j(\lambda_{j-1}^*)$, and thus necessarily $\lambda_j^* > \lambda_{j-1}^*$, since $\eta_j(\lambda)$ is a decreasing function of λ . ■

APPENDIX D

Proof of Theorem 2: We prove the theorem only for the case $\lambda < \lambda_{\text{th}}$ and $V_0 = 1$. A similar proof holds for the case $\lambda = \lambda_{\text{th}}$ or $V_0 < 1$, the only difference being in the initial transient behavior (which does not affect the average long-term performance). In the proof, we define $f_i \triangleq 1 - \alpha^i(1 - \sqrt{\lambda\theta})$, for $i \geq 0$.

Let $\lambda \in (\lambda_{j-1}^*, \lambda_j^*]$, for some $J \geq 1$ (for any $\lambda < \lambda_{\text{th}}$, such J exists and is unique). Since $\lambda < \lambda_{\text{th}}$, we have $v_{\text{th}}(\lambda, 0) < 1 = V_0$, hence, from Corollary 1, $t^{(MP)}(V_0) = 1, \Lambda_0 = \frac{1}{\sqrt{\lambda\theta}} - 1$. Then we have $\hat{V}_0 = \sqrt{\lambda\theta}, V_1 = f_1$, with cost $c_{\text{TX}} + \phi(1/\sqrt{\lambda\theta} - 1)$.

In the following stages $k \geq 1$, let $V_k = f_i$ for some $i > 0$. This is true for $k = 1$, since $V_1 = f_1$. Then, from Corollary 1:

- 1) if $f_i < v_{\text{th}}(\lambda, 0)$, then $t^{(MP)}(V_k) = 0, \Lambda_k = 0, \hat{V}_k = f_i, V_{k+1} = 1 - \alpha(1 - V_k) = f_{i+1}$, with cost 0;

- 2) if $f_i = v_{\text{th}}(\lambda, 0)$, then, with probability $(1 - p_0)$, $t^{(MP)}(V_k) = 0, \Lambda_k = 0, \hat{V}_k = f_i, V_{k+1} = 1 - \alpha(1 - \hat{V}_k) = f_{i+1}$, with cost 0; otherwise, with probability p_0 , $t^{(MP)}(V_k) = 1, \Lambda_k = \frac{1}{\sqrt{\lambda\theta}} - \frac{1}{f_i}, \hat{V}_k = \sqrt{\lambda\theta}, V_{k+1} = 1 - \alpha(1 - \hat{V}_k) = f_1$, with cost $c_{\text{TX}} + \phi(1/\sqrt{\lambda\theta} - f_i^{-1})$;

- 3) if $f_i > v_{\text{th}}(\lambda, 0)$, then $t^{(MP)}(V_k) = 1, \Lambda_k = \frac{1}{\sqrt{\lambda\theta}} - \frac{1}{f_i}, \hat{V}_k = \sqrt{\lambda\theta}, V_{k+1} = f_1$, with cost $c_{\text{TX}} + \phi(1/\sqrt{\lambda\theta} - f_i^{-1})$.

Since $\{f_i, i > 0\}$ is a non-decreasing sequence, and using the definition of λ_j^* as the unique solution of $\eta_j(\lambda_j^*) = 0$ (see (29)), we have that $f_i < v_{\text{th}}(\lambda, 0) \Leftrightarrow i < J$, and $f_i = v_{\text{th}}(\lambda, 0) \Leftrightarrow \lambda = \lambda_j^*$ and $i = J$. It follows that, if $V_k = f_i$ for some $i < J$, then $V_{k+j} = f_{i+j}, \forall j \leq J - i$. If $V_k = f_J$,

then, with probability p_0 (where $p_0 = 1$ if $\lambda \in (\lambda_{j-1}^*, \lambda_j^*)$), $V_{k+1} = f_1$; otherwise, $V_{k+1} = f_{J+1}$. Finally, if $V_k = f_J + 1$, then $V_{k+1} = f_1$. The prior variance process $\{V_k, k > 0\}$ thus follows a time-homogeneous, finite-state Markov chain, taking value from the set $\{f_1, f_2, \dots, f_{J+1}\}$. Let π_i be the long-term time-average probability that $V_k = f_i$, defined as

$$\pi_i = \lim_{T \rightarrow \infty} \frac{1}{T+1} \sum_{k=0}^T \chi(V_k = f_i). \quad (53)$$

By solving the steady state equations, it is given by

$$\pi_i = \begin{cases} \frac{1}{J+1-p_0} & i = 1, 2, \dots, J, \\ \frac{1-p_0}{J+1-p_0} & i = J+1, \\ 0 & i > J+1. \end{cases} \quad (54)$$

By averaging with respect the steady-state distribution π_i , the average long-term sensing-transmission cost incurred by each SN under the MP is thus given by

$$\begin{aligned} \bar{C}_{MP} &= \frac{1}{N_S} \pi_J p_0 \left[c_{TX} + \phi \left(\frac{1}{\sqrt{\lambda\theta}} - \frac{1}{f_J} \right) \right] \\ &+ \frac{1}{N_S} \pi_{J+1} \left[c_{TX} + \phi \left(\frac{1}{\sqrt{\lambda\theta}} - \frac{1}{f_{J+1}} \right) \right], \end{aligned} \quad (55)$$

since transmissions occur only if $V_k = f_J$ (with probability p_0) or $V_k = f_{J+1}$ (with probability 1), yielding (31). Similarly, the average long-term MSE is given by

$$\bar{M}_{MP} = \sum_{i=1}^{J-1} \pi_i f_i + \pi_{K_\lambda} (p_0 \sqrt{\lambda\theta} + (1-p_0)f_J) + \pi_{J+1} \sqrt{\lambda\theta},$$

since no transmissions occur in states f_i , $i = 1, 2, \dots, J-1$, hence $\hat{V}_k = V_k = f_i$, yielding (30). ■

APPENDIX E

Proof of Prop. 2: Using the fact that $p_0=1$ for $\lambda \in (\lambda_{j-1}^*, \lambda_j^*)$, we obtain that the average long-term expressions (30) and (31) are continuous functions of $\lambda \in (\lambda_{j-1}^*, \lambda_j^*)$. Similarly, (30) and (31) are continuous functions of $p_0 \in [0, 1]$, for $\lambda = \lambda_j^*, \forall j$. Continuity at the boundaries holds by inspection of (30), (31).

Now, we prove that $\bar{M}_{MP}^{\lambda,1}$ and $\bar{C}_{MP}^{\lambda,1}$ are, respectively, increasing and decreasing functions of $\lambda \in (\lambda_{j-1}^*, \lambda_j^*)$, $\forall j$, and that $\bar{M}_{MP}^{\lambda_j^*, p_0}$ and $\bar{C}_{MP}^{\lambda_j^*, p_0}$ are, respectively, decreasing and increasing functions of $p_0 \in [0, 1]$, $\forall j$. The property (34) then follows from this and the continuity. From (30) and (31), for $j \geq 1$ and $\lambda \in (\lambda_{j-1}^*, \lambda_j^*)$ we have

$$\frac{d\bar{M}_{MP}^{\lambda,1}}{d\lambda} = \frac{1-\alpha^j}{1-\alpha} \frac{\sqrt{\theta}}{2j\sqrt{\lambda}} > 0, \quad (56)$$

$$\frac{d\bar{C}_{MP}^{\lambda,1}}{d\lambda} = \frac{-\phi(1-\alpha^j)[1-\alpha^j(1-\sqrt{\lambda\theta})^2]}{2k\lambda\sqrt{\lambda\theta}[1-\alpha^j(1-\sqrt{\lambda\theta})^2]} < 0, \quad (57)$$

where we have used the fact that $\lambda \leq \lambda_{th}$, hence $\sqrt{\lambda\theta} \leq 1$. Similarly, for $j \geq 0$, $\lambda = \lambda_j^*$ and $p_0 \in [0, 1]$, we have

$$\frac{d\bar{M}_{MP}^{\lambda_j^*, p_0}}{dp_0} = \frac{1-\sqrt{\lambda_j^*\theta}}{(j+1-p_0)^2} \left(j\alpha^j - \frac{1-\alpha^j}{1-\alpha} \right), \quad (58)$$

hence $\frac{d\bar{M}_{MP}^{\lambda_j^*, p_0}}{dp_0} < 0 \Leftrightarrow F_j \triangleq j\alpha^j - \frac{1-\alpha^j}{1-\alpha} < 0$. This is verified, since $F_{j+1} - F_j = -(j+1)\alpha^j(1-\alpha) < 0$, so that $F_j < F_0 = 0, \forall j > 0$. Similarly,

$$\begin{aligned} \frac{d\bar{C}_{MP}^{\lambda_j^*, p_0}}{dp_0} &= \frac{\phi}{(j+1-p_0)^2} \left(\frac{1}{\theta} + \frac{1}{\sqrt{\lambda_j^*\theta}} \right) \\ &- \frac{\phi}{(j+1-p_0)^2} \left[\frac{j+1}{1-\alpha^j(1-\sqrt{\lambda_j^*\theta})} - \frac{j}{1-\alpha^{j+1}(1-\sqrt{\lambda_j^*\theta})} \right]. \end{aligned} \quad (59)$$

By solving $\eta_j(\lambda_j^*) = 0$ by definition of λ_j^* , with respect to θ as a function of $\lambda_j^*\theta$, and using (29) and (22), we obtain

$$\theta = \frac{\lambda_j^*\theta[1-\alpha^j(1-\sqrt{\lambda_j^*\theta})]}{(1-\alpha^j)^2(1-\sqrt{\lambda_j^*\theta})^2}. \quad (60)$$

Replacing (60) in (59), and letting $x = \sqrt{\lambda_j^*\theta} \in [0, 1]$, we obtain

$$\frac{d\bar{C}_{MP}^{\lambda_j^*, p_0}}{dp_0} \propto 1 - \alpha^j - \frac{j\alpha^j x^2(1-\alpha)}{[1-\alpha^j(1-x)][1-\alpha^{j+1}(1-x)]} \triangleq G(x),$$

We have

$$\begin{aligned} \frac{dG(x)}{dx} &= -\frac{j\alpha^j x(1-\alpha)}{[1-\alpha^j(1-x)]^2[1-\alpha^{j+1}(1-x)]^2} \\ &\times [x(2-\alpha^{j+1}-\alpha^j) + 2(1-x)(1-\alpha^j)(1-\alpha^{j+1})] \leq 0. \end{aligned} \quad (61)$$

It follows that $G(x) \geq G(1) = 1 - \alpha^j - j\alpha^j(1-\alpha) \geq 0$, hence $\frac{d\bar{C}_{MP}^{\lambda_j^*, p_0}}{dp_0} > 0$, thus proving (34). ■

APPENDIX F

Proof of Theorem 3: Let, for $V_k \in (0, 1]$,

$$S_M^{(MP)}(\zeta; V_k) = \arg \min_{S_M \geq 0} f(\zeta, S_M, V_k), \quad \zeta > 0, \quad (62)$$

$$\zeta^{(MP)}(S_M; V_k) = \arg \min_{\zeta \geq 0} f(\zeta, S_M, V_k), \quad S_M \geq 0. \quad (63)$$

A. *Optimal $\zeta^{(MP)}(S_M; V_k)$ given $S_M \geq 0$*

It can be shown that

$$\frac{df(\zeta, S_M, V_k)}{d\zeta} = \lambda B(1 + \theta S_M) \quad (64)$$

$$+ e^{-\zeta}(1-\zeta) \mathbb{E} \left[\frac{R_k - \rho(\zeta)B}{\rho(\zeta)(1-\rho(\zeta))} \hat{v} \left(V_k, \frac{R_k S_A S_M}{S_A + S_M} \right) \middle| \rho(\zeta) \right],$$

where we have used the fact that

$$\frac{d\mathcal{B}_B(r; \rho)}{d\rho} = \mathcal{B}_B(r; \rho) \frac{r - \rho B}{\rho(1-\rho)}. \quad (65)$$

The argument within the expectation in (64) is concave in R_k . If $\zeta \geq 1$, using Jensen's inequality [4], we thus obtain

$$\frac{df(\zeta, S_M, V_k)}{d\zeta} \geq \lambda B(1 + \theta S_M) > 0, \quad (66)$$

where we have used the fact that $\mathbb{E}[R_k | \rho(\zeta)] = \rho(\zeta)B$. It follows that $f(\zeta, S_M, V_k)$ increases for $\zeta \geq 1$, hence $\zeta^{(MP)}(S_M; V_k) \in [0, 1)$ and we optimize over $\zeta \in [0, 1)$ hereafter. By multiplying each side of (64) by $\frac{e^{-\zeta}}{1-\zeta}$, we obtain that $\frac{df(\zeta, S_M, V_k)}{d\zeta} > 0$ is equivalent to $g(S_M, \zeta, V_k) > 0$. We have the following property of $g(S_M, \zeta, V_k)$.

Proposition 6 $g(S_M, \zeta, V_k)$ is an increasing function of ζ .

Proof: See Appendix G. ■

Using Prop. 6 and the fact that $\lim_{\zeta \rightarrow 1} g(S_M, \zeta, V_k) = \infty$, we obtain the following cases, depending on the sign of

$$g(S_M, 0, V_k) = B \left[\hat{\nu} \left(V_k, \frac{S_A S_M}{S_A + S_M} \right) - V_k \right] + \lambda B (1 + \theta S_M):$$

if $g(S_M, 0, V_k) \geq 0$, then $\frac{df(\zeta, S_M, V_k)}{d\zeta} > 0, \forall \zeta \in (0, 1)$ and $\zeta^{(MP)}(S_M; V_k) = 0$; otherwise, $\zeta^{(MP)}(S_M; V_k)$ is the unique $\zeta \in (0, 1)$ such that $g(S_M, \zeta, V_k) = 0$.

B. Optimal $S_M^{(MP)}(\zeta; V_k)$ given $\zeta \in (0, 1)$

Let $\zeta \in (0, 1)$. It can be shown that

$$\begin{aligned} \frac{df(\zeta, S_M, V_k)}{dS_M} &= h(S_M, \zeta, V_k), \text{ hence} \\ \frac{d^2 f(\zeta, S_M, V_k)}{dS_M^2} &= \frac{dh(S_M, \zeta, V_k)}{dS_M} \\ &= \mathbb{E} \left[\hat{\nu} \left(V_k, \frac{R_k S_A S_M}{S_A + S_M} \right)^3 \frac{2R_k S_A^2 (1 + V_k R_k S_A)}{V_k (S_A + S_M)^3} \middle| \rho(\zeta) \right] > 0, \end{aligned} \quad (67)$$

hence $f(\zeta, S_M, V_k)$ is convex in S_M , for a fixed $\zeta > 0, V_k \in (0, 1]$. We have $\lim_{S_M \rightarrow \infty} h(S_M, \zeta, V_k) = \lambda \theta \zeta B > 0$ and

$$h(0, \zeta, V_k) = -\zeta e^{-\zeta} B V_k^2 + \lambda \theta \zeta B. \quad (68)$$

Then, if $h(0, \zeta, V_k) \geq 0$, i.e., $\zeta \geq \zeta_{\text{th}}^{\max}(V_k)$, we have $h(S_M, \zeta, V_k) \geq 0, \forall S_M \geq 0$, hence $S_M^{(MP)}(\zeta; V_k) = 0$. Otherwise ($\zeta < \zeta_{\text{th}}^{\max}(V_k)$), $S_M^{(MP)}(\zeta; V_k)$ is the unique $S_M > 0$ such that $h(S_M, \zeta, V_k) = 0$. By evaluating $h(S_M, \zeta, V_k)$ in $S_M = S_A \left(\frac{V_k}{\sqrt{\lambda \theta}} - 1 \right)$, it can be shown that

$$h \left(S_A \left(\frac{V_k}{\sqrt{\lambda \theta}} - 1 \right), \zeta, V_k \right) > 0. \quad (69)$$

Therefore, necessarily $S_M^{(MP)}(\zeta; V_k) \in (0, S_A \frac{V_k - \sqrt{\lambda \theta}}{\sqrt{\lambda \theta}})$.

We now prove that the MP is $\zeta^{(MP)}(V_k) = 0 \Leftrightarrow V_k \leq v_{\text{th}}(\lambda, 0)$. In fact, if there exists some $\tilde{S}_M \geq 0$ such that $g(\tilde{S}_M, 0, V_k) < 0$, for such \tilde{S}_M we have that $\zeta^{(MP)}(\tilde{S}_M; V_k) > 0$ and, for all $S_M \geq 0, V_k = f(0, S_M, V_k) > f(\zeta^{(MP)}(\tilde{S}_M; V_k), \tilde{S}_M, V_k)$, hence the MP satisfies $\zeta^{(MP)} > 0$ (in fact, $\zeta = 0$ has sub-optimal cost $f(0, S_M, V_k) = V_k$).

On the other hand, if $g(S_M, 0, V_k) \geq 0, \forall S_M \geq 0$, it follows that $\zeta^{(MP)}(S_M; V_k) = 0, \forall S_M \geq 0$, hence the MP satisfies $\zeta^{(MP)}(V_k) = 0$. We conclude that $\zeta^{(MP)}(V_k) = 0 \Leftrightarrow \min_{S_M \geq 0} g(S_M, 0, V_k) \geq 0$. We thus minimize $g(S_M, 0, V_k)$ with respect to S_M . It can be shown that $g(S_M, 0, V_k)$ is a convex function of $S_M \geq 0$. By setting the derivative with respect to S_M to zero and forcing the solution to be non-negative (since $S_M \geq 0$), we obtain

$$S_M^* = \left(\frac{1}{\sqrt{\lambda \theta}} - \frac{1}{V_k} \right)^+ \frac{S_A V_k}{1 + S_A V_k}. \quad (70)$$

By evaluating the function $g(S_M^*, 0, V_k)$ when $V_k \leq \sqrt{\lambda \theta}$, hence $S_M^* = 0$, we obtain $g(S_M^*, 0, V_k) = \lambda B \geq 0$, hence $\zeta^{(MP)} = 0$ if $V_k \leq \sqrt{\lambda \theta}$. We now consider the case $V_k > \sqrt{\lambda \theta}$. After rearranging the terms, we obtain

$$g(S_M^*, 0, V_k) = B \lambda - B \frac{S_A}{1 + S_A V_k} (V_k - \sqrt{\lambda \theta})^2.$$

Solving $g(S_M^*, 0, V_k) \geq 0$ with respect to V_k , it can be shown that this is equivalent to $V_k \leq v_{\text{th}}(\lambda, 0)$, and therefore $\zeta^{(MP)}(V_k) = 0 \Leftrightarrow V_k \leq v_{\text{th}}(\lambda, 0)$.

Finally, we show that the MP lies within (38) and (39), when $V_k > v_{\text{th}}(\lambda, 0)$. By contradiction, if $\zeta^{(MP)}(V_k) \geq \zeta_{\text{th}}^{\max}(V_k)$, then $S_M^{(MP)}(V_k) = 0$, hence $\zeta^{(MP)}(V_k) = \arg \min f(\zeta, 0, V_k) = 0$, yielding a contradiction. Hence, necessarily, $\zeta^{(MP)}(V_k) < \zeta_{\text{th}}^{\max}(V_k)$. On the other hand, if $g(S_M^{(MP)}(V_k), 0, V_k) \geq 0$, then $\zeta^{(MP)}(V_k) = 0$, yielding a contradiction. Therefore, we must have $g(S_M^{(MP)}(V_k), 0, V_k) < 0$. By solving it with respect to $S_M^{(MP)}(V_k)$, we obtain (39). Using the fact that $V_k > v_{\text{th}}(\lambda, 0)$, it can be shown that $S_{M, \text{th}}^{\min} > 0$. Moreover, in general, $S_{M, \text{th}}^{\max} > S_{M, \text{th}}^{\min}$, so that the upper/lower bounds are not tight. ■

APPENDIX G

Proof of Prop. 6: We have

$$\begin{aligned} \frac{dg(S_M, \zeta, V_k)}{d\zeta} &= \frac{B e^{-\zeta} (1 - \zeta)}{\rho(\zeta)^2 (1 - \rho(\zeta))^2} \mathbb{E} \left[\hat{\nu} \left(V_k, \frac{R_k S_A S_M}{S_A + S_M} \right) \right. \\ &\quad \times \left. \left[(R_k - \rho(\zeta) B)^2 - R_k (1 - \rho(\zeta)) + (R_k - \rho(\zeta) B) \rho(\zeta) \right] \middle| \rho(\zeta) \right] \\ &\quad + e^\zeta \frac{2 - \zeta}{(1 - \zeta)^2} \lambda B^2 (1 + \theta S_M) \\ &> B e^{-\zeta} (1 - \zeta) (1 - \rho(\zeta))^{B-2} s_B \left(\frac{\rho(\zeta)}{1 - \rho(\zeta)}, \frac{S_A S_M}{S_A + S_M} \right), \end{aligned}$$

where the inequality is obtained by minimizing with respect to λ , yielding $\lambda = 0$, and we have defined, for $x \in \left[0, \frac{1}{e-1} \right]$ and $S_T \geq 0$,

$$\begin{aligned} s_B(x, S_T) &= \frac{1}{x^2} \sum_{r=0}^B \binom{B}{r} x^r \hat{\nu}(V_k, r S_T) \\ &\quad \times \left[(r(1+x) - xB)^2 - r(1+x) + (r(1+x) - xB)x \right]. \end{aligned} \quad (71)$$

By rearranging the terms, we obtain, for $B > 1$.

$$\begin{aligned} s_B(x, S_T) &= B(B-1)(1+x)^2 \sum_{r=0}^{B-2} \binom{B-2}{r} x^r \hat{\nu}(V_k, (r+2)S_T) \\ &\quad - 2B(B-1)(1+x) \sum_{r=0}^{B-1} \binom{B-1}{r} x^r \hat{\nu}(V_k, (r+1)S_T) \\ &\quad + B(B-1) \sum_{r=0}^B \binom{B}{r} x^r \hat{\nu}(V_k, r S_T). \end{aligned} \quad (72)$$

We now prove that $s_B(x, S_T) \geq 0$, by induction on B . For $B = 1$, from (71) we obtain $s_1(x, S_T) = 0$. Now, assume that, for some $B > 1$, $s_{B-1}(x, S_T) \geq 0$. We prove that this implies $s_B(x, S_T) \geq 0$. It can be shown that the derivative of $s_B(x, S_T)$ with respect to x is given by

$$\frac{ds_B(x, S_T)}{dx} = \frac{1}{1 + V_k S_T} B s_{B-1} \left(x, \frac{S_T}{1 + V_k S_T} \right) \geq 0, \quad (73)$$

hence $s_B(x, S_T) \geq s_B(0, S_T)$. The result follows since $s_B(0, S_T) > 0$ by inspection. ■

REFERENCES

- [1] S. Appadwedula, V. Veeravalli, and D. Jones, "Decentralized Detection With Censoring Sensors," *IEEE Transactions on Signal Processing*, vol. 56, no. 4, pp. 1362–1373, 2008.
- [2] D. S. Bernstein, R. Givan, N. Immerman, and S. Zilberstein, "The Complexity of Decentralized Control of Markov Decision Processes," *Math. Oper. Res.*, vol. 27, no. 4, pp. 819–840, Nov. 2002.
- [3] D. Bertsekas, *Dynamic programming and optimal control*. Athena Scientific, Belmont, Massachusetts, 2005.
- [4] S. Boyd and L. Vandenberghe, *Convex Optimization*. New York, NY, USA: Cambridge University Press, 2004.
- [5] R. L. Burden and J. D. Faires, *Numerical Analysis, 9th Edition*. Cengage Learning, 2011.
- [6] J.-F. Chamberland and V. Veeravalli, "Decentralized detection in sensor networks," *IEEE Transactions on Signal Processing*, vol. 51, no. 2, pp. 407–416, 2003.
- [7] A. Dogandzic and K. Qiu, "Decentralized Random-Field Estimation for Sensor Networks Using Quantized Spatially Correlated Data and Fusion-Center Feedback," *IEEE Transactions on Signal Processing*, vol. 56, no. 12, pp. 6069–6085, 2008.
- [8] M. Epstein, L. Shi, A. Tiwari, and R. M. Murray, "Probabilistic performance of state estimation across a lossy network," *Automatica*, vol. 44, no. 12, pp. 3046–3053, Dec. 2008.
- [9] J. Fang and H. Li, "Distributed Estimation of Gauss - Markov Random Fields With One-Bit Quantized Data," *IEEE Signal Processing Letters*, vol. 17, no. 5, pp. 449–452, 2010.
- [10] M. Huang and S. Dey, "Dynamic Quantizer Design for Hidden Markov State Estimation Via Multiple Sensors With Fusion Center Feedback," *IEEE Transactions on Signal Processing*, vol. 54, no. 8, pp. 2887–2896, 2006.
- [11] O. Kreidl, J. Tsitsiklis, and S. Zoumpoulis, "On Decentralized Detection With Partial Information Sharing Among Sensors," *IEEE Transactions on Signal Processing*, vol. 59, no. 4, pp. 1759–1765, 2011.
- [12] J. Li and G. AlRegib, "Distributed Estimation in Energy-Constrained Wireless Sensor Networks," *IEEE Transactions on Signal Processing*, vol. 57, no. 10, pp. 3746–3758, 2009.
- [13] J.-C. Liu and C.-D. Chung, "Distributed Estimation in a Wireless Sensor Network Using Hybrid MAC," *IEEE Transactions on Vehicular Technology*, vol. 60, no. 7, pp. 3424–3435, Sept 2011.
- [14] N. Michelusi and U. Mitra, "Distributed estimation in sensor networks with quality feedback: A general framework," in *IEEE Global Conference on Signal and Information Processing (GlobalSIP)*, Dec. 2013, pp. 1057–1060.
- [15] —, "Fusion center feedback for quasi-decentralized estimation in Sensor Networks," in *51st Annual Allerton Conference on Communication, Control, and Computing (Allerton)*, Oct 2013, pp. 1285–1291.
- [16] —, "Cross-layer design of distributed sensing-estimation with quality feedback, Part I: Optimal schemes," *IEEE Transactions on Signal Processing*, 2014.
- [17] E. Msechu and G. Giannakis, "Sensor-Centric Data Reduction for Estimation With WSNs via Censoring and Quantization," *IEEE Transactions on Signal Processing*, vol. 60, no. 1, pp. 400–414, Jan 2012.
- [18] R. Olfati-Saber, "Distributed Kalman filtering for sensor networks," in *46th IEEE Conference on Decision and Control*, 2007, pp. 5492–5498.
- [19] R. Olfati-Saber and P. Jalalkamali, "Coupled Distributed Estimation and Control for Mobile Sensor Networks," *IEEE Transactions on Automatic Control*, vol. 57, no. 10, pp. 2609–2614, 2012.
- [20] P. Ray and P. K. Varshney, "Distributed Detection in Wireless Sensor Networks Using Dynamic Sensor Thresholds," *International Journal of Distributed Sensor Networks*, vol. 4, no. 1, pp. 5–12, Jan. 2008.
- [21] A. Ribeiro and G. Giannakis, "Bandwidth-constrained distributed estimation for wireless sensor Networks-part I: Gaussian case," *IEEE Transactions on Signal Processing*, vol. 54, no. 3, pp. 1131–1143, March 2006.
- [22] K. Romer and F. Mattern, "The design space of wireless sensor networks," *IEEE Wireless Communications*, vol. 11, no. 6, pp. 54–61, 2004.
- [23] V. Saligrama, M. Alanyali, and O. Savas, "Distributed Detection in Sensor Networks With Packet Losses and Finite Capacity Links," *IEEE Transactions on Signal Processing*, vol. 54, no. 11, pp. 4118–4132, 2006.
- [24] W. P. Tay, "The Value of Feedback in Decentralized Detection," *IEEE Transactions on Information Theory*, vol. 58, no. 12, pp. 7226–7239, 2012.
- [25] G. Thattai and U. Mitra, "Sensor Selection and Power Allocation for Distributed Estimation in Sensor Networks: Beyond the Star Topology," *IEEE Transactions on Signal Processing*, vol. 56, no. 7, pp. 2649–2661, 2008.
- [26] J. N. Tsitsiklis, "Decentralized detection," in *Advances in Statistical Signal Processing*. JAI Press, 1993, pp. 297–344.
- [27] J.-J. Xiao, S. Cui, Z.-Q. Luo, and A. Goldsmith, "Power scheduling of universal decentralized estimation in sensor networks," *IEEE Transactions on Signal Processing*, vol. 54, no. 2, pp. 413–422, 2006.
- [28] J.-J. Xiao, A. Ribeiro, Z.-Q. Luo, and G. Giannakis, "Distributed compression-estimation using wireless sensor networks," *IEEE Signal Processing Magazine*, vol. 23, no. 4, pp. 27–41, 2006.