

Strong Steiner Tree Approximations in Practice^{*}

Stephan Beyer and Markus Chimani

Institute of Computer Science, University of Osnabrück, Germany,
{stephan.beyer,markus.chimani}@uni-osnabrueck.de

Abstract. In this experimental study we consider Steiner tree approximations that guarantee a constant approximation of ratio less than 2. The considered greedy algorithms and approaches based on linear programming involve the incorporation of k -restricted full components for some $k \geq 3$. For most of the algorithms, their strongest theoretical approximation bounds are only achieved for $k \rightarrow \infty$. However, the running time is also exponentially dependent on k , so only small k are tractable in practice.

We investigate different implementation aspects and parameter choices that finally allow us to construct algorithms (somewhat) feasible for practical use. We compare the algorithms against each other, to an exact LP-based algorithm, and to fast and simple 2-approximations.

1 Introduction

The Steiner tree problem, essentially asking for the cheapest connection of points in a metric space, is a fundamental problem in computer science and operations research. In the general setting, we are given a connected graph $G = (V, E)$ with edge costs $d: E \rightarrow \mathbb{R}_{\geq 0}$ and a subset $R \subseteq V$ of nodes. Those *required* nodes R are called *terminals*, and $V \setminus R$ are called *nonterminals*. A terminal-spanning subtree in G is called a *Steiner tree*. The *Minimum Steiner Tree Problem in Graphs (STP)* is to find a Steiner tree $T = (V_T, E_T)$ in G with $R \subseteq V_T \subseteq V$ and minimizing the cost $d(T) := d(E_T) := \sum_{e \in E_T} d(e)$.

As one of the hard problems identified by Karp [26], the STP is even NP-hard for special cases like bipartite graphs with uniform costs [24]. Papadimitriou and Yannakakis [33] proved that the STP is in MAX SNP, Bern and Plassmann [6] showed that this is even the case if edge costs are limited to 1 and 2. No problem in MAX SNP has a polynomial-time approximation scheme (PTAS) if $P \neq NP$, that is, it cannot be approximated arbitrarily close to ratio 1 in polynomial time under widespread assumptions. The best known lower bound for an approximation ratio is $96/95 \approx 1.0105$ [12].

The STP has various applications in the fields of VLSI design, routing, network design, computational biology, and computer-aided design. It serves as a basis for generalized problems like prize-collecting and stochastic Steiner trees, Steiner forests, Survivable Network Design problems, discount-augmented problems like

^{*} Funded by the German Research Foundation (DFG), project number CH 897/1-1.

Buy-at-Bulk or Rent-or-Buy, and appears as a subproblem in problems like the Steiner Packing problem.

The versatile applicability of the STP gave rise to a lot of research from virtually all algorithmic points of view: heuristics, metaheuristics, and approximation algorithms [2, 5, 8, 17, 18, 20, 22, 25, 27, 30–32, 37–39, 41, 45–48] on the one side and exact algorithms based on branch-and-bound, dynamic programming, fixed-parameter tractability, and integer linear programs [1, 11, 13, 15, 23, 34, 40, 42, 44] on the other side. Both areas are complemented by research about reduction techniques on the problem [14, 35]. However, by far not all of that research is backed by experimental studies.¹ This paper attempts to close this gap in the field of strong approximation algorithms where there has been essentially no experimental work at all. By *strong* approximations we denote approximations with ratio less than 2. Although those algorithms have been a breakthrough in theory, their actual practicability has remained unclear. We contribute by implementing, extending, evaluating, and comparing the different strong algorithms and a variety of algorithmic variants thereof. We also compare them to simple 2-approximations and exact algorithms.

In the following section we first give an overview on the basic ideas behind strong algorithms and their evolution. We then describe the two known classes of algorithms, greedy combinatorial algorithms and LP-based algorithms, in more detail. Section 3 is about different practical variants for the algorithms. In Section 4 we evaluate the algorithms and their variants, and compare their running times and solution qualities to basic 2-approximations and an exact algorithm.

2 The Algorithms

For any graph H , we denote its nodes by V_H , its edges by E_H , and its terminals by R_H . When referring to the input graph G , we omit the subscript. By $\text{MST}(H)$ we denote a minimum spanning tree in H . Let \bar{G} be the metric closure of G , that is, the complete graph on V such that the cost of each edge $\{u, v\}$ is the minimum cost of any u - v -path in G . Let \bar{G}_U denote the U -induced subgraph of \bar{G} for $U \subseteq V$. We denote by G/H , for graphs G and $H \subseteq G$, the result of contracting H into a single vertex in G .

We first give an overview on purely combinatorial approximation algorithms for the STP describing the basic ideas coarsely. In Section 2.1 we provide a more detailed description of some of the formerly strongest approximation algorithms. Section 2.2 is about recent approximation algorithms that are based on linear programming techniques.

The simplest algorithms are the basic 2-approximations. The algorithm by Takahashi and Matsuyama [41] can be compared to the Jarník-Prim algorithm to find minimum spanning trees. In each iteration, a shortest path to an unvisited terminal (instead of a single edge to an unvisited node) is added. That is,

¹ The 11th DIMACS Implementation Challenge is also dedicated to the STP.

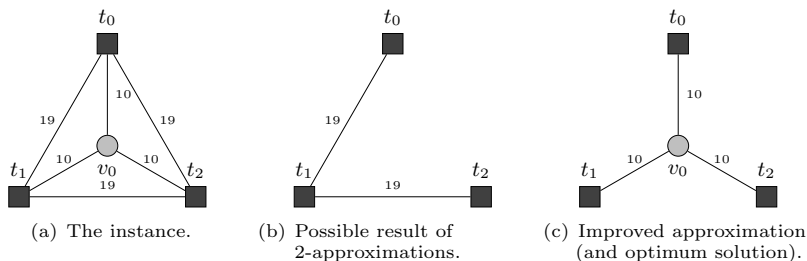


Fig. 1. A simple example that shows how converting a well-chosen nonterminal (here v_0) to a terminal can improve a 2-approximation. Square nodes are terminals, circular nodes are nonterminals.

the algorithm builds the Steiner tree starting with a single terminal node and iteratively adds the shortest path to the nearest terminal to the tree. The algorithm by Kou et al. [30] computes \tilde{G}_R and $\text{MST}(\tilde{G}_R)$. After replacing the edges of $\text{MST}(\tilde{G}_R)$ by the corresponding shortest paths in G , and cleaning up the obtained graph (i. e., breaking possible cycles and pruning Steiner leaves), we obtain a Steiner tree that is a 2-approximation. Mehlhorn [32] suggests a more time-efficient variant that exploits the use of Voronoi regions.

Assume we want to improve a Steiner tree T that is obtained by a 2-approximation. One idea is to find nonterminals that are not already included in T but whose inclusion would improve T . Hence, by temporarily converting these nonterminals to terminals and applying a 2-approximation on the new instance, the result can be better. Fig. 1 shows such a case. The crucial ingredient in this idea is the choice of the nonterminals. Zelikovsky [45–47] gives an approach that guarantees an approximation ratio of $11/6$. For every choice of three terminals, his algorithms find a nonterminal to be chosen as the center of a star where the three terminals are the leaves. Among all these stars, the “best” ones—according to some greedy criterion function—are chosen for the Steiner tree to be constructed.

From another point of view, this approach exploits the decomposition of a Steiner tree into full components, a concept already mentioned by Gilbert and Pollak in 1968 [16]. A Steiner tree is *full* if its set of leaves coincides with its set of terminals. Any Steiner tree can be uniquely decomposed into *full components* by splitting up inner terminals. We say a *k-restricted component* is a full component with at most k leaves and a *k-component* is a full component with exactly k leaves. A *k-restricted Steiner tree* is a Steiner tree where each component is k -restricted. In these terms, the algorithm by Kou et al. is a Steiner tree construction using 2-components, and the mentioned algorithms by Zelikovsky use 3-restricted components.

All strong algorithms for the STP known so far exploit the decomposition of a Steiner tree into full components by first constructing a set of k -restricted full components and then putting the full components together to obtain a k -restricted Steiner tree. Interestingly, the cost ratio between a minimum k -

restricted Steiner tree and a minimum Steiner tree is (tightly) bounded by a constant ϱ_k that coincides with $1 + \frac{2^r}{r2^r+s}$ for $k = 2^r + s$ [7].² Note that $\varrho_2 = 2$ is also the approximation ratio for approximations based on 2-restricted Steiner trees since the minimum 2-restricted Steiner tree of a graph coincides with the cleaned up MST of its metric closure. However, ϱ_k for $k \geq 3$ cannot simply serve as an approximation ratio: obtaining a minimum k -restricted Steiner tree for $k \geq 4$ is strongly NP-hard, as follows from a trivial reduction from EXACT COVER BY r -SETS with $r = k - 1$. The complexity for $k = 3$ is still unknown. However, there is a PTAS for this case [37], so it is possible to approximate arbitrarily close to ratio $\varrho_3 = 5/3$.

With respect to ϱ_k , Zelikovsky's approach yields an approximation ratio of $\frac{\varrho_2 + \varrho_3}{2} = \frac{11}{6}$. Berman and Ramaiyer [5] were the first to generalize this approach to arbitrary k by using rather complicated preselection and construction phases. They obtain a ratio of $\varrho_2 - \sum_{i=3}^k \frac{\varrho_{i-1} - \varrho_i}{i-1} \geq 1.7333$ but, in particular, $11/6 \approx 1.8333$ for $k = 3$ and $16/9 \approx 1.7778$ for $k = 4$. In [48], Zelikovsky generalizes his former approach using another greedy selection criterion (the *relative greedy heuristic*) and obtained an approximation ratio of $(1 + \ln \frac{\varrho_2}{\varrho_k})\varrho_k \approx (1.693 - \ln \varrho_k)\varrho_k$ which becomes approximately 1.693 for $k \rightarrow \infty$ since ϱ_k tends to 1. However, the proven approximation ratios for $k = 3, 4$ are only about 1.97 and 1.93, respectively.

Karpinsky and Zelikovsky [27] introduce the notion of the *loss* of a full component to allow some more sophisticated preprocessing. They utilize it to prove small improvements for the Berman-Ramaiyer algorithm with $k = 4$ (from 1.778 to 1.757) and for the relative greedy heuristic with $k \rightarrow \infty$ (from 1.693 to 1.644). Hougardy and Prömel [22] use the idea of Karpinsky and Zelikovsky in an iterated manner. They incorporate the loss of a full component with some well-chosen weight into the relative greedy heuristic and solve it to obtain a Steiner tree. In each iteration, the weight is decreased and the modified relative greedy heuristic is run again; the nonterminals in the solution are introduced to the overall solution. The optimal sequence of weights can be found using numerical optimization. For 11 iterations and $k \rightarrow \infty$, they obtain an approximation ratio of 1.598.

Prömel and Steger [37] use algebraic techniques to attack the problem of obtaining a minimum 3-restricted Steiner tree. They obtain a randomized fully polynomial-time $(\varrho_3 + \varepsilon)$ -approximation scheme, however, with a sequential time complexity of $\mathcal{O}\left(\frac{\log(1/\varepsilon)}{\varepsilon} n^{11+\omega} \log n\right)$ where ω is the exponent of matrix multiplication.

The so far best purely combinatorial approximation algorithm is the *loss-contracting algorithm* by Robins and Zelikovsky [39]. The obtained approximation ratio is $(1 + \frac{1}{2} \ln(\frac{4}{\varrho_k} - 1))\varrho_k$ which tends to 1.549 for $k \rightarrow \infty$ and is 1.947 and 1.883 for $k = 3, 4$, respectively. We will describe it in more detail in the following section, before discussing the even stronger LP-based algorithms in Section 2.2.

² Note that k -restricted full components are always constructed based on the metric closure of a graph. Otherwise, a k -restricted full component may not even exist, and, if it exists, the ratio is unbounded.

2.1 Greedy Contraction Framework

A lot of the strong algorithms are based on the contraction of full components. The idea behind all these algorithms is basically the same. It was first summarized by Zelikovsky [48] and called the *greedy contraction framework* (GCF).

We are (implicitly or explicitly) given a list \mathcal{C}_k of k -restricted full components and a *win function* win_f that characterizes the benefit of choosing a full component in the final Steiner tree. Its value for a specific full component C is called *win*, and we call C *promising* if choosing C guarantees an improvement. The GCF begins by computing the metric closure $M := \bar{G}_R$ over the terminals R in G . Recall that deducing a Steiner tree from $MST(\bar{G}_R)$ yields a 2-approximation. Iteratively, the GCF finds a full component $C \in \mathcal{C}_k$ that maximizes $win_f(M, C)$, and contracts C in M if this win is promising. This process is repeated as long as there are full components with promising wins.

Each time a full component is contracted, it is incorporated into the final Steiner tree. This can be done by converting the nonterminals of the chosen full components into terminal nodes and computing a 2-approximation using the new terminal nodes (see [45–47]). Alternatively, we can start with an empty graph T , inserting each chosen full component into T , and finally returning $MST(T)$ to clean up cycles that may have arisen (see [39, 48]).

The *loss-contracting algorithm* (LCA, [39]) is a variant of GCF with a small difference: not the whole full component is contracted but only its loss.

Definition 1 (core edges, loss). *We denote as core edges of C a minimal subset of E_C whose removal disconnects all terminals in C . The loss $Loss(C)$ of a full component C is the minimum-cost subforest of C such that all inner nodes are connected to leaves.*

Note that a full component with k leaves has exactly $k - 1$ core edges. Observe that the definition of core edges does not involve edge costs. The complement of every spanning tree in C/R_C forms a set of core edges. $Loss(C)$, however, is a *minimum* spanning tree in C/R_C . Overall, the set of non-loss edges (the complement of $Loss(C)$) is one possible core edge set (but not the only one). This distinction will become relevant for the randomized behavior in Section 2.2. When computing $Loss(C)$, it is sufficient to insert zero-cost edges between all terminals R_C into C instead of considering the C/R_C contraction, see [39, Lemma 2].

The idea behind the LCA in contrast to the GCF is to leave out high-cost edges as long as they are not necessary to connect the solution. From another point of view, this allows the algorithm to reject edges in a full component after a full component has already been accepted for inclusion.

In order to be able to perform a loss-contraction, the full component has to be included into M first. Hence $M/Loss(C)$ is short-hand for $(M \cup C)/Loss(C)$. Since only the MSTs of the contracted graphs are necessary, we can perform a contraction by adding zero-cost edges between contracted terminals, and a loss-contraction by adding the non-loss edges. Figure 2 illustrates the difference of a contraction and a loss-contraction.

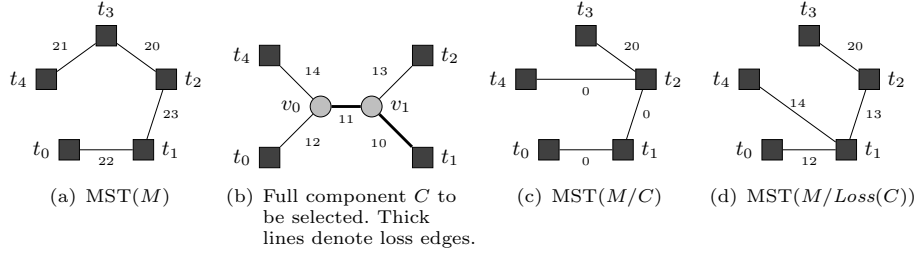


Fig. 2. An example showing the difference between a contraction (using zero-cost edges) and a loss-contraction of a full component.

Among the purely combinatorial algorithms, the GCF and its variant LCA are the ones we will focus on. We refrain from explicitly implementing the mentioned GCF variants involving iterative and preprocessing techniques as they are either impractical [22] or dominated by other methods [5, 27]. Also the algebraic approach [37] for the 3-restricted case is clearly impractical.

Win functions. One crucial ingredient of many win functions is the *save*. When inserting a full component C into $\text{MST}(M)$, we obtain cycles. Those cycles can be broken by deleting the maximum-cost edges in these cycles. We call those edges *save edges*, and their total cost is the *save*. Formally, let $\text{save}_M(u, v)$ be the maximum-cost edge on the unique path between $u, v \in \text{MST}(M)$, and let $\text{save}(M, C) := d(\text{MST}(M)) - d(\text{MST}(M/C))$ denote the cost difference between the minimum spanning trees in M and M/C .

Several win functions have been proposed. Zelikovsky originally suggested the *absolute* win function $\text{win}_{\text{abs}}(M, C) := \text{save}(M, C) - d(C)$ that describes the actual cost reduction of M when we include C . Using win_{abs} yields an $11/6$ -approximation for $k = 3$ [45–47]. The *relative* win function $\text{win}_{\text{rel}}(M, C) := \frac{\text{save}(M, C)}{d(C)}$ achieves approximation ratio 1.69 for $k \rightarrow \infty$ [48].

For the LCA, Robins and Zelikovsky [39] proposed $\text{win}_{\text{loss}}(M, C) := \frac{\text{win}_{\text{abs}}(M, C)}{d(\text{Loss}(C))}$. It relates the cost reduction from the choice of a full component to the cost of connecting their nonterminals to terminals, which is the actual cost when contracting the loss of a full component. In their survey, Gröpl et al. [19] used $\text{win}_{\text{loss}'}(M, C) := \frac{\text{save}(M, \text{Loss}(C))}{d(\text{Loss}(C))}$ that coincides with $\text{win}_{\text{loss}}(M, C) + 1$ since $d(\text{MST}(M/\text{Loss}(C))) = d(\text{MST}(M/C)) + d(C) - d(\text{Loss}(C))$. We see that win_{loss} is conceptually a direct transfer of win_{rel} to the case of loss contractions. It guarantees an ≈ 1.549 approximation ratio for $k \rightarrow \infty$.

The GCF loop terminates when no promising full component has been found, that is, when the choice of a full component C with maximum win does not improve M . This is the case if $\text{win}_{\text{abs}}(M, C) \leq 0$ (and hence $\text{win}_{\text{loss}}(M, C) \leq 0$) or $\text{win}_{\text{rel}}(M, C) \leq 1$ for all $C \in \mathcal{C}_k$.

2.2 Algorithms Based on Linear Programming

In contrast to the purely combinatorial algorithms above, there are also approximation algorithms based on linear programming.

The primal-dual algorithm by Goemans and Williamson [18] for constrained forest problems can be applied to the STP but only yields a 2-approximation. It is based on the *undirected cut relaxation* (UCR) with a tight integrality gap of 2. We obtain the *bidirected cut relaxation* (BCR) by transforming G into a bidirected graph. Let $A := \{(u, v), (v, u) \mid e = \{u, v\} \in E\}$ denote the arc set of G , and let $\delta^-(U) := \{(u, v) \in A \mid u \in U \setminus V, v \in U\}$ be the set of arcs entering $U \subseteq V$. The cost of each arc coincides with the cost of the corresponding edge. BCR is defined as follows:

$$\min \sum_{e \in A} d(e) x_e \quad (\text{BCR})$$

$$\text{s. t. } \sum_{e \in \delta^-(U)} x_e \geq 1, \quad \text{for all } U \subsetneq V \text{ with } r \in U \cap R \neq R, \quad (1a)$$

$$0 \leq x_e \leq 1, \quad \text{for all } e \in A \quad (1b)$$

where $r \in R$ is an arbitrary (fixed) *root* terminal. We obtain the ILP of BCR by requiring integrality for x and analogously for the relaxations below. Clearly, every feasible solution of the ILP spans all terminals: the *directed cut constraint* (1a) guarantees that there is at least one directed path from any terminal to r . Since every optimal solution represents a tree where all arcs are directed towards r , dropping the directions of that arborescence yields a minimum-cost Steiner tree. Although BCR is strictly stronger than UCR, no BCR-based approximation with ratio less than 2 is known.

Byrka et al. [8] incorporate the idea of using k -restricted components to obtain the *directed-component cut relaxation* (DCR) with integrality gap $1 + \frac{\ln 3}{2} \approx 1.55$ for $k \rightarrow \infty$ and an approximation algorithm with approximation ratio $\varrho_k \ln 4$ that tends to ≈ 1.39 for $k \rightarrow \infty$. Let \mathcal{D}_k denote the set of directed full components obtained from \mathcal{C}_k : For each $C \in \mathcal{C}_k$ with $R_C = \{v_1, \dots, v_{|R_C|}\}$, we make $|R_C|$ copies of C and direct all edges in the i -th copy of C towards v_i for $i = 1, \dots, |R_C|$. For each $D \in \mathcal{D}_k$ let t_D be the node all edges are directed to. Let $\tilde{\delta}^-(U) := \{D \in \mathcal{D}_k \mid U \setminus R_D \neq \emptyset, t_D \in U\}$ be the set of directed full components entering $U \subseteq R$. DCR is defined as follows:

$$\min \sum_{D \in \mathcal{D}_k} d(D) x_D \quad (\text{DCR})$$

$$\text{s. t. } \sum_{D \in \tilde{\delta}^-(U)} x_D \geq 1, \quad \text{for all } U \subsetneq R \text{ with } r \in U, \quad (2a)$$

$$0 \leq x_D \leq 1, \quad \text{for all } D \in \mathcal{D}_k \quad (2b)$$

where $r \in R$ is again an arbitrary root. The approximation algorithm iteratively solves DCR, samples a full component D according to a probability distribution based on the solution vector, contracts D , and iterates this process by resolving the

new DCR instance. The algorithm stops when all terminals are contracted. The union of the chosen full components represents the resulting k -restricted Steiner tree. Although the sampling of the full components is originally randomized, a derandomization of the algorithm is possible.

Warne [43] showed that constructing a minimum k -restricted Steiner tree is equivalent of finding a minimum spanning tree in the hypergraph $(R, \{R_C \mid C \in \mathcal{C}_k\})$, i. e., the terminals represent the nodes of the hypergraph and the full components represent the hyperedges. He introduced the following relaxation:

$$\min \sum_{C \in \mathcal{C}_k} d(C) x_C \quad (\text{SER})$$

$$\text{s. t. } \sum_{C \in \mathcal{C}_k} (|R_C| - 1) x_C = |R| - 1, \quad (3a)$$

$$\sum_{\substack{C \in \mathcal{C}_k \\ R' \cap R_C \neq \emptyset}} (|R' \cap R_C| - 1) x_C \leq |R'| - 1, \quad \text{for all } R' \subseteq R, |R'| \geq 2, \quad (3b)$$

$$0 \leq x_C \leq 1, \quad \text{for all } C \in \mathcal{C}_k. \quad (3c)$$

Constraint (3a) represents the basic relation between the number of nodes and edges in hypertrees (like $|E| = |V| - 1$ in trees). This equality implies the *subtour elimination constraints* (3b) since arbitrary subsets are not necessarily connected but cycle-free. We call that relaxation the *subtour elimination relaxation* (SER).

Polzin and Vahdati Daneshmand [36] proved that DCR and SER are equivalent. Könemann et al. [29] and Chakrabarty et al. [9] also provided partition-based relaxations that are equivalent to DCR and SER. All these equivalent LP relaxations are summarized as *hypergraphic relaxations*.

Chakrabarty et al. [10] developed an 1.55-approximation algorithm for $k \rightarrow \infty$ based on SER to prove the integrality gap of DCR in a simpler way than Byrka et al. Their algorithm has the advantage that it only solves the LP relaxation once instead of solving new LP relaxations after each single contraction. This improves the running times. The disadvantage is that the approximation ratio is not better than the purely combinatorial algorithm by Robins and Zelikovsky [39].

Goemans et al. [17] used techniques from the theory of matroids and sub-modular functions to improve the upper bound on the integrality gap of the hypergraphic relaxations such that it matches the ratio 1.39 of the approximation algorithm by Byrka et al. They found a new approximation algorithm that solves the hypergraphic relaxation once and builds an auxiliary directed graph from the solution. Full components in that auxiliary graph are carefully selected and contracted, until the auxiliary graph cannot be contracted any further.

We will focus on this latter algorithm and describe it in the remaining section. Although the description of the algorithm by Byrka is quite simple, we have not chosen to implement it. It is evident that it needs much more running time since the LP relaxation has to be re-solved in each iteration. To this end, a lot of max-flows have to be computed on auxiliary graphs. In contrast, the algorithm by Goemans et al. only solves one LP relaxation and then computes some min-cost flows on a shrinking auxiliary graph.

Solving the LP relaxation. First, we have to solve the hypergraphic LP relaxation. The number of constraints in both above relaxations grows exponentially with the number of terminals, but both relaxations can be solved in polynomial time using *separation*: We first solve the LP for a subset of the constraints. Then, we solve the *separation problem*, i. e., search for some further violated constraints, add these constraints, resolve the LP, and iterate the process until there are no further violated constraints. An LP relaxation with exponentially many constraints can be solved in polynomial time iff its separation problem can be solved in polynomial time.

The separation problem of DCR includes a typical cut separation. We generate an auxiliary directed graph with nodes R . For each $D \in \mathcal{D}_k$, we insert one node z_D , an arc (t_D, z_D) and arcs (z_D, w) for each $w \in R_D \setminus \{t_D\}$. The inserted arcs are assigned capacities \bar{x}_D where \bar{x} is the current solution vector. We can then check if there is a maximum flow from the chosen root r to a $t \in R \setminus \{r\}$ with value less than 1. In that case, we have to add constraint (2a) with U being a minimum cut set of nodes containing r . Otherwise all necessary constraints have been generated.

A disadvantage of DCR over SER is that it has k times more variables, but cut constraints can usually be separated more efficiently than subtour elimination constraints. However, Goemans et al. [17, App. A] provide a routine for SER that boils down to only max-flows, similar to what would be required for DCR as well.

First, we observe that

$$\sum_{C \in \mathcal{C}_k: v \in C} x_C \geq 1, \quad \text{for all } v \in R \quad (4)$$

follows from projecting (2a) onto $\mathbb{R}^{|\mathcal{C}_k|}$ and by equivalence of DCR and SER. We can start with the relaxation using only constraints (3a) and (4). Let \bar{x} be the current fractional LP solution. Let $\bar{\mathcal{C}}_k := \{C \in \mathcal{C}_k \mid \bar{x}_C > 0\}$ be the set of all (at least fractionally) chosen full components, and $y_r := \sum_{C \in \bar{\mathcal{C}}_k: r \in R_C} \bar{x}_C$ the ‘amount’ of full components covering some $r \in R$. We have $y_r \geq 1$ by (4), which is necessary for the separation algorithm to work correctly.

We construct an auxiliary network N as follows. We build a directed version of every chosen full component $C \in \bar{\mathcal{C}}_k$ rooted at an arbitrary terminal $r_C \in R_C$. The capacity of each arc in C is simply \bar{x}_C . We add a single source s and arcs (s, r_C) with capacity \bar{x}_C for each C , as well as a single target t and arcs (r, t) with capacity $y_r - 1$ for all $r \in R$.

For each $r \in R$, the separation algorithm computes a minimum s - $\{r, t\}$ -cut in N . Let T be the node partition with $t \in T$ and γ the cut value. Constraint (3b) is violated for $R' := R \cap T$ iff $\gamma < \sum_{r \in R} y_r - |R| + 1$. If no violated constraints are found, \bar{x} is a feasible and optimal fractional solution to SER.

The algorithm by Goemans et al. Let \bar{x} be an optimal fractional solution to SER. Based thereon, we construct an integral solution with an objective value $\leq \varrho_k \ln 4$ times the objective value of \bar{x} , yielding an approximation ratio and

integrality gap of at most $\varrho_k \ln 4$. The algorithm has a randomized behavior but can be derandomized using dynamic programming (further increasing the running time by $\mathcal{O}(|V_C|^k)$ for each $C \in \bar{\mathcal{C}}_k$). We focus on the former variant where the approximation ratio is not guaranteed but expected.

Initially, the algorithm constructs the auxiliary network N representing \bar{x} as discussed for the separation. Let \mathcal{C}_N be the set of all components in N . For each $C \in \mathcal{C}_N$, a set of core edges is computed. Random core edges are sufficient for the expected approximation ratio.³ In N , we add an arc (s, v) for each core edge $e = (u, v)$, with the same capacity as for e . In the main loop, we select beneficial components of \mathcal{C}_N to contract, and modify N to represent a *feasible* solution for the contracted problem. This is repeated until all components are contracted. The contracted full components form a k -restricted Steiner tree.

The nontrivial issue here is to guarantee feasibility of the modified network. Contracting the selected $C \in \mathcal{C}_N$ would make N infeasible. It suffices to remove some core edges to reestablish feasibility. The *minimal* set of core edges that has to be removed is a set of bases of a matroid, and can hence be found in polynomial time. For brevity, we call a basis of such a matroid for the contraction of C the *basis for C* .

In each iteration, the algorithm selects a suitable full component C and a basis for C of maximum weight. However, the weight of a basis is not simply its total edge cost. After removing core edges, there are further edges that can be removed without affecting feasibility and whose costs are incorporated in the weight of the basis. Computing the maximum-weight basis for C boils down to a min-cost flow computation.

3 Algorithm Engineering

We now have a look at different algorithmic variants of the strong algorithms to achieve improvements for the practical implementation. All variants do not affect the asymptotical runtime but may be beneficial in practice. Since all strong algorithms are based on full components, we will look at the construction of full components first. Afterwards we look at the concrete algorithms, the GCF/LCA and the algorithm based on SER.

3.1 Generation of Full Components

We consider three ways to generate the set \mathcal{C}_k of k -restricted full components.

The first one is the enumeration of full components, that is, for a given subset of terminals R' , $|R'| \leq k$, we construct every full component on R' and check which one is optimal, that is, has minimum cost. We call this strategy **gen=all**.

The second one is the generation using Voronoi regions. This differs from the enumeration method in that we only test full components for optimality where

³ The derandomization performs this selection via dynamic programming. In contrast to Byrka et al. [8], the actual component selection (see below) is not randomized.

the inner nodes lie in Voronoi regions of the terminals. We call this strategy **gen=voronoi**.

The last one is the direct generation of a full component when it is needed in the Greedy Contraction Framework. This strategy is called **gen=ondemand**.

Before we discuss these variants and their applicability in more detail, we consider different strategies for the computation of shortest paths.

Precomputing shortest paths. For each of the previously mentioned methods to construct full components, we need a fast way to retrieve shortest paths from any node to another node very often. We may achieve this efficiently by precomputing an all-pair shortest paths (APSP) lookup table in time $\mathcal{O}(|V|^3)$ once, and then looking up predecessors and distances in $\mathcal{O}(1)$.

For $k = 3$, there is at most one nonterminal with degree 3 in each full component. Hence, to build 3-components, we only need shortest paths for pairs of nodes where at least one node is a terminal. This allows us to only compute the single-source shortest paths (SSSP) from each terminal in time $\mathcal{O}(|R| \cdot |V|^2)$.

We call the two above strategies **dist=apsp** and **dist=sssp**, respectively.

We observe that since a full component must not contain an inner terminal, we need to obtain shortest paths over nonterminals only. We call such a shortest path *valid*. This allows us to rule out full components before they are generated.

We can modify both the APSP and SSSP computations such that they never find paths over terminals. This way, the running time decreases when the number of terminals increases. The disadvantage is that paths with detours over nonterminals are obtained. We call this strategy **sp=detour**.

Another way is to modify the APSP and SSSP computations such that they prefer paths over terminals in case of a tie, and afterwards removing such paths (invalidating certain full components altogether). That way we expect to obtain fewer valid shortest paths, especially in instances where ties are common, for example, instances from VLSI design or complete instances. This strategy is called **sp=strict**.

Naïve and smart enumeration of full components. Enumeration of full components is the only method that is applicable to arbitrary k and arbitrary win function. \tilde{G}_U can be constructed by one lookup in the distance matrix for each node pair of U . A naïve construction of \mathcal{C}_k , given in [39], is as follows: for each subset $R' \subseteq R$ with $2 \leq |R'| \leq k$, compute $M_{R'}$ as the smallest MST($\tilde{G}_{R' \cup S}$) over all subsets $S \subseteq V \setminus R$ with $|S| \leq t - 2$. We insert $M_{R'}$ into \mathcal{C}_k if it does not contain inner terminals. We call this strategy **enum=naïve**.

Reflecting on this procedure, we can do better. The above approach requires many MST computations. We can save time by precomputing a list \mathcal{L} of potential inner trees of full components, that is, we store trees without any terminals. For all applicable terminal subset cardinalities $t = 2, 3, \dots, k$,

1. for all subsets $S \subseteq V \setminus R$ with $|S| = t - 2$, we insert MST(\tilde{G}_S) into \mathcal{L} , and
2. for all subsets $R' \subseteq R$ with $|R'| = t$, we iterate over all trees T in \mathcal{L} , connect each terminal in R' to T as cheaply as possible, and insert the minimum-cost tree (among the constructed ones) into \mathcal{C}_k .

We denote this strategy by `enum=smart`.

Although this general construction works for all values of k , it is useful for the actual running time to make some observations. 2-components are exactly the shortest paths between any pair of terminals, so a 2-component is essentially computed by a lookup. We observe that the explicit computation of 2-components can be omitted for GCF and LCA. For $t = 3$, the graphs in \mathcal{L} are single nodes; generating \mathcal{L} can hence be omitted and we directly iterate over all nonterminals instead.

One disadvantage of `enum=smart` is that some additional components may be generated that will never be used: in step 2, it can happen that the path from a terminal in R' to another terminal in R' is cheaper than the cheapest path from a terminal in R' to a nonterminal in T in \mathcal{L} . In this case, `enum=naïve` would not insert the constructed tree into \mathcal{C}_k since it contains an inner terminal (and could hence be decomposed into full components C_1 and C_2 that are already included). For `enum=smart`, a full component C with larger cost is inserted into \mathcal{C}_k . However, C is never used in any of the algorithms since $d(C_1) + d(C_2) \leq d(C)$.

Using Voronoi regions to build full components. Zelikovsky [47] proposed to use Voronoi regions to obtain a faster algorithm for full component construction. Intuitively, the *Voronoi region* $\mathcal{V}(r) = \{r\} \cup \{v \in V \setminus R \mid d(r, v) \leq d(s, v) \forall s \in R\}$ of a terminal $r \in R$ is the set of nodes that is nearer to r than to any other terminal. If $d(r, v) = d(s, v)$ for $s \neq r$, the node v is arbitrarily assigned either to $\mathcal{V}(r)$ or to $\mathcal{V}(s)$. Hence the set of Voronoi regions of each terminal is a partition of V . Voronoi regions can be computed efficiently using one multi-source shortest path computation where the terminals are the sources. This can be performed using a trivially modified Dijkstra shortest path algorithm, or by adding a super-source, connecting it to all terminals with zero distance, and applying a single-source shortest path algorithm from the super-source [32].

The basic idea of the full component construction using Voronoi regions is as follows: when we want to construct a minimum full component on terminals R' we only consider the nonterminals in $\mathcal{V}(R') = \bigcup_{t \in R'} \mathcal{V}(t)$ instead of all nonterminals in V . Note that this is only a small practical improvement to the naïve enumeration and that it does not affect the asymptotic behavior. Also the question arises whether such a construction always leads to an optimal set of full components. The example in Fig. 3 negates this for $k \geq 4$.

However, Zelikovsky [47] showed that Voronoi regions can be used for GCF with win_{abs} and $k = 3$. We generalize his proof to see that Voronoi regions can be used for win_{abs} and win_{rel} with arbitrary $k \geq 3$ (despite Fig. 3).

Definition 2 (Voronoi-capable function). *Let M be a complete graph over terminals and C_1 and C_2 be two full components. A function win_f is called Voronoi-capable if*

$$win_f(M, C_1) \leq win_f(M, C_2) \iff d(C_1) \geq d(C_2) \wedge d(MST(M/C_1)) \geq d(MST(M/C_2)).$$

Clearly, win_{abs} and win_{rel} are Voronoi-capable.

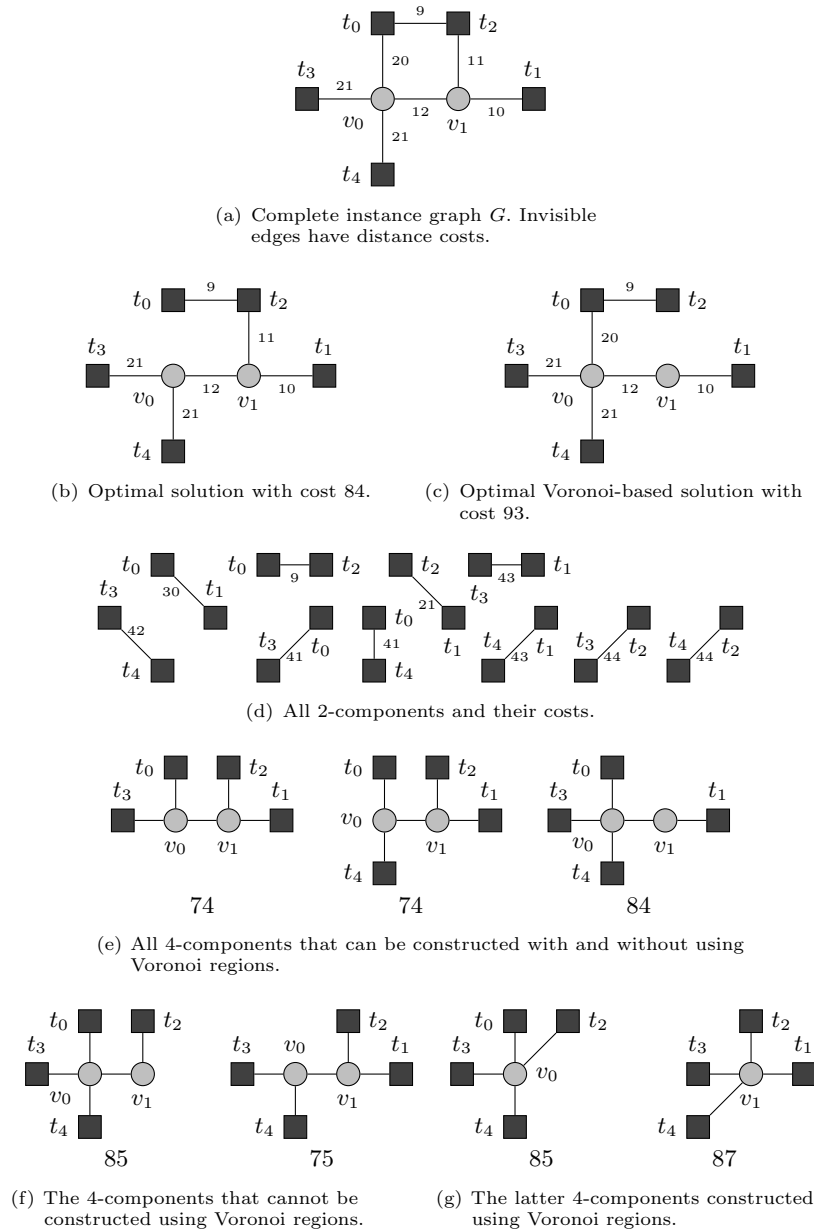


Fig. 3. Fig. 3(a) shows the complete instance G . The costs of the invisible edges coincide with the distances between each node pair. The unique Voronoi regions are $\mathcal{V}(t_i) = \{t_i, v_i\}$ for $i \in \{0, 1\}$ and $\mathcal{V}(t_j) = \{t_j\}$ for $j \in \{2, 3, 4\}$. By the structure of the instance, a minimum 4-restricted Steiner tree contains a 4-component and a 2-component, i. e., 3-components are not beneficial. Fig. 3(b) shows the minimum 4-restricted Steiner tree that is obtained by an enumeration of full components. Fig. 3(c) shows the minimum 4-restricted Steiner tree that is obtained by full components that are constructed from Voronoi regions only. The tree in Fig. 3(b) is constructed from the full components shown in Figures 3(d), 3(e) and 3(f) whereas the tree in Fig. 3(c) uses Fig. 3(g) instead of 3(f).

Lemma 1. *Let win_f be Voronoi-capable and consider any iteration of GCF. Let M be the complete graph over terminals at the beginning of that iteration. There is a full component C with $V_C \subseteq \bigcup_{t \in R_C} \mathcal{V}(t)$ and $win_f(M, C) = \max\{win_f(M, C') \mid C' \in \mathcal{C}_k\}$.*

Proof. Let C^* be a full component that attains the maximum win with $k' \leq k$ terminals. Let S_{C^*} be the inner nodes with degree ≥ 3 . If every node in S_{C^*} is in the Voronoi region of any terminal in R_{C^*} , we are finished by $C = C^*$.

Otherwise, there is a nonterminal $v \in S_{C^*}$ such that $v \in \mathcal{V}(s)$ for some terminal $s \in R \setminus R_{C^*}$. Consider $\text{MST}(M/C^*)$ simulating contraction via zero-cost edges. If we remove the zero-cost edges between R_{C^*} , we obtain a forest with k' connected components. Let $t \in R_{C^*}$ be in the same connected component as s . We construct a full component C from C^* by replacing the shortest path from v to t by the shortest path from v to s . We have $d(C) \leq d(C^*)$ by $d(s, v) \leq d(t, v)$, and $d(\text{MST}(M/C)) = d(\text{MST}(M/C^*))$ since $\text{MST}(M/C^*)$ and $\text{MST}(M/C)$ differ only in the choice of the zero-cost edges. It follows $win_f(M, C) \geq win_f(M, C^*)$, that is, C is also an optimal choice. \square

It follows that it is sufficient to construct full components only based on Voronoi regions of the terminals, if we want to use GCF with win_{abs} and win_{rel} .

Direct generation of 3-restricted components. This way of generating full components has been proposed by Zelikovsky in [46]. It is only available for 3-restricted components and win_{abs} in the Greedy Contraction Framework.

In contrast to the other generation strategies, there is no explicit generation phase. An optimal full component is directly constructed when necessary. Therefore, we iterate over all nonterminals $v \in V \setminus R$. In each iteration, we

1. find $s_0 \in R$ with minimum distance $d(v, s_0)$ to v ,
2. find $s_1 \in R \setminus \{s_0\}$ with maximum $d(\text{save}_M(s_0, s_1)) - d(v, s_1)$,
3. find $s_2 \in R \setminus \{s_0, s_1\}$ with maximum $win_{\text{abs}}(M, C) = \text{save}(M, C) - d(v, s_0) - d(v, s_1) - d(v, s_2)$ where C is the full component of terminals s_0, s_1, s_2 with center v ,

and keep the full component C with maximum $win_{\text{abs}}(M, C)$.

3.2 Greedy Contraction Framework

Reduction of the full component set. We can show that the win of any $C \in \mathcal{C}_k$ will never increase during the execution of the algorithm. This follows from $\text{save}(M, C_2) \geq \text{save}(M/C_1, C_2)$ and $\text{save}(M, C_2) \geq \text{save}(M/\text{Loss}(C_1), C_2)$ for any full components C_1, C_2 , which we prove in the following lemma.

Lemma 2. *Consider the metric complete graph M during the execution of the algorithm. Let $u, v \in R$ with $u \neq v$, edge $e = \{u, v\}$ with arbitrary cost $d(e)$, and $M_e := (V_M, E_M \cup \{e\})$. We have $\text{save}(M, C) \geq \text{save}(M_e, C)$.*

Proof. Consider $\text{MST}(M)$. Inserting edge e closes a cycle, so either e or $f := \text{save}_M(u, v)$ will be removed in $\text{MST}(M_e)$. We have $d(\text{MST}(M_e)) = d(\text{MST}(M)) + \min\{0, d(e) - d(f)\}$, and thus

$$\begin{aligned} & \text{save}(M, C) - \text{save}(M_e, C) \\ &= d(\text{MST}(M)) - d(\text{MST}(M/C)) - d(\text{MST}(M_e)) + d(\text{MST}(M_e/C)) \\ &= d(\text{MST}(M_e/C)) - d(\text{MST}(M/C)) - \min\{0, d(e) - d(f)\} \end{aligned}$$

which proves the claim if $d(\text{MST}(M_e/C)) \geq d(\text{MST}(M/C))$.

If $d(e) > d(f)$, we have $\text{MST}(M_e) = \text{MST}(M)$. Now consider $d(e) \leq d(f)$. For any $x, y \in R_C$ with $\text{save}_M(x, y) = f$, we have $d(\text{save}_{M_e}(x, y)) \leq d(f)$. In any case, we have $d(\text{MST}(M_e/C)) \geq d(\text{MST}(M/C))$ and thus the claim holds. \square

We can utilize this fact to reduce the number of full components. Every time we find a non-promising full component, we remove that full component from \mathcal{C}_k . In particular, when we construct a non-promising full component, we discard it already before inserting it into \mathcal{C}_k . We denote this variant by **reduce=on**. Note that this variant has no effect if we use **gen=ondemand**.

Save computation. In order to compute the win of a full component C , we first have to compute $\text{save}(M, C) = d(\text{MST}(M)) - d(\text{MST}(M/C))$. Doing a contraction and MST computation for each potential component would be cumbersome and inefficient.

Since we can consider a contraction of u and v as an insertion of zero-cost edges $\{u, v\}$, we can construct $\text{MST}(M/C)$ from $\text{MST}(M)$ by removing $\text{save}_M(u, v)$ and inserting a zero-cost edge $\{u, v\}$ for each pair $u, v \in R_C$. It follows that $\text{save}(M, C)$ coincides with the total cost of the removed save edges. If we are able to compute $\text{save}_M(u, v)$ in, say, constant time, we are also able to compute $\text{save}(M, C)$ in $\mathcal{O}(k)$.

One simple idea (also proposed by Zelikovsky [47]) is to build and use an $|R| \times |R|$ matrix to simply lookup the most expensive edges between each pair of terminals directly. After each change of M , this matrix is (re-)built in time $\mathcal{O}(|R|^2)$. We call this method **save=enum**.

The build times of the former approach can be rather expensive. Zelikovsky [46] provided another approach that builds an auxiliary binary arborescence $W(T)$ for a given tree $T := \text{MST}(M)$. The idea of $W(T)$ is to represent a cost hierarchy to find a save edge using lowest common ancestor queries. We define $W(T)$ inductively:

- If T is only one node v , $W(T)$ is a single node representing v .
- If T is a tree with at least one edge, the root node r of $W(T)$ represents the maximum-cost edge e of T . By removing e , T decomposes into two trees T_1 and T_2 . The roots of $W(T_1)$ and $W(T_2)$ are the children of r in $W(T)$.

Nodes in T are leaves in $W(T)$ and edges in T are inner nodes in $W(T)$. To construct $W(T)$, we first sort the edges by their costs and then build $W(T)$

bottom-up. The construction time of $W(T)$, dominated by sorting, takes time $\mathcal{O}(|R| \log |R|)$.

We now want to perform lowest common ancestor queries on $W(T)$ in $\mathcal{O}(1)$ time. Let $n \in \mathcal{O}(|R|)$ be the number of nodes in $W(T)$. Some preprocessing is necessary to achieve that. The theoretically best known algorithm by Harel and Tarjan [21] needs time $\mathcal{O}(n)$ for preprocessing but is too complicated and cumbersome to implement and use in practice. We hence use a simpler and more practical $\mathcal{O}(n \log n)$ -algorithm by Bender and Farach-Colton [4]. In either case, the time to build $W(T)$ and do the preprocessing is $\mathcal{O}(|R| \log |R|)$.

Instead of rebuilding $W(T)$ from scratch after a contraction, we can directly update $W(T)$ in time proportional to the height of $W(T)$, that is in $\Omega(\log |R|) \cap \mathcal{O}(|R|)$. This can be accomplished by adding a zero-cost edge-representing node u_0 , moving the contracted nodes u_1, u_2 to be children of u_0 , and then fixing $W(T)$ bottom-up from the former parents of u_1 and u_2 up to the root. On the way up, we remove the node that represents edge $save_M(u_1, u_2)$ as soon as we see it.

We denote the variant of fully rebuilding $W(T)$ by `save=static`, and the variant of updating $W(T)$ by `save=dynamic`. In the latter case, it is sufficient to update $W(T)$ only, without necessity to store M or T explicitly.

Evaluation passes. The original GCF needs $\mathcal{O}(|R|)$ passes in the evaluation phase. In each iteration, the whole (probably reduced) list \mathcal{C}_k of full components has to be evaluated. We investigate another heuristic strategy that performs one pass and hence evaluates the win function of each full component at most twice. The idea is to sort \mathcal{C}_k in decreasing order by their initial win values. Then we do one single pass over the sorted \mathcal{C}_k and contract the promising full components. We call this strategy `singlepass=on`.

Lemma 3. *GCF with `singlepass=on` on k -restricted components has an approximation ratio less than 2.*

Proof. Let T be the Steiner tree solution of the MST-based 2-approximation [30] and T^* be an optimal Steiner tree. Consider the case that there are promising k -restricted components. At least one of them, say C , will be chosen and contracted in the single pass. This yields a Steiner tree T' with $d(T') \leq d(T) - win_{\text{abs}}(T, C) < 2d(T^*)$. Now consider the case that there are no promising k -restricted components. The algorithm would not find any full component to contract, but GCF with `singlepass=off` would also not contract any full component. By the approximation ratio of GCF, we have $d(T) < 2d(T^*)$. \square

Loss computation. The construction of full components is based on the metric closure \bar{G} . The loss of a constructed component can be computed either on that metric closure or on the original shortest paths. We call these variants `loss=metric` and `loss=orig`, respectively.

3.3 Algorithms Based on Linear Programming

We now consider variants for the LP-based algorithm. The variants `loss=orig` and `loss=metric` from above apply here, too.

Solving the LP relaxation. We observe that during separation, each full component's inner structure is irrelevant for the max-flow computation. It hence suffices to insert a directed star into N for each chosen full component. That way, the size of N becomes independent of $|V|$.

To solve SER, we start with constraints (3a). Since we need (4) for the separation algorithm, we may include them in the initial LP formulation (denoted by `presep=initial`) or add them iteratively when needed (`presep=ondemand`).

In the beginning of the separation process, it is likely that the hypergraph (R, \bar{C}_k) for a current solution \bar{x} is not connected. Hence it may be beneficial to apply a simpler separation strategy first: perform a connectivity tests and add (3b) for each full component. This variant is denoted by `consep=on`.

Pruning full leaf components. After solving the LP relaxation, the actual approximation algorithm with multiple minimum-cost flow computations in a changing auxiliary network starts. However, solution \bar{x} is not always fractional. If the solution is fractional, there may still be full components C with $\bar{x}_C = 1$. We will show that we can directly choose some of these integral components for our final Steiner tree and then generate a smaller network N that does not contain them.

Lemma 4. *Let $C^* \in \bar{C}_k$ and $|R_{C^*} \cap \bigcup_{C \in \bar{C}_k \setminus \{C^*\}} R_C| = 1$. Let v^* be that one terminal. The solution \bar{x} obtained from by setting $\bar{x}_{C^*} := 0$ is feasible for the same instance with reduced terminal set $R \setminus (R_{C^*} \setminus \{v^*\})$.*

Proof. By constraint (4) we have $\bar{x}_{C^*} = 1$. We set $\bar{x}_{C^*} := 0$ and $R := R \setminus (R_{C^*} \setminus \{v^*\})$, and observe how the left- (LHS) and the right-hand side (RHS) of the SER constraints change. The LHS of constraint (3a) is decreased by $(|R_{C^*}| - 1)x_{C^*} = |R_{C^*}| - 1$, its RHS is decreased by $|R_{C^*} \setminus \{v^*\}| = |R_{C^*}| - 1$; constraint (3a) still holds. Consider (3b). On the LHS, the \bar{x}_C -coefficients of full components $C \neq C^*$ with $\bar{x}_C > 0$ are not affected since $R' \cap R_C$ contains no terminal from $R_{C^*} \setminus \{v^*\}$. The LHS hence changes by $\max(|R' \cap R_{C^*}| - 1, 0)$. The RHS is decreased by $|R' \cap (R_{C^*} \setminus \{v^*\})|$ which coincides with the LHS change. \square

Hence, we can always choose and contract such full leaf components without removing any core edges from outside that component and without expensive search. We call this strategy `prune=on`.

Solving a stronger LP relaxation. One way that could help to improve the solution quality is to use a strictly stronger relaxation than SER. Consider the constraints

$$\sum_{C \in \mathcal{C}'} x_C \leq S(\mathcal{C}') \quad \forall \mathcal{C}' \subseteq \mathcal{C}_k, \quad (5)$$

where $S(\mathcal{C}')$ is the maximum number of full components of \mathcal{C}' that can simultaneously be in a valid solution. $S(\mathcal{C}')$ coincides with the maximum number of

hyperedges that can form a subhyperforest in $H = (R, \{R_C \mid C \in \mathcal{C}'\})$. Unfortunately, obtaining $S(\mathcal{C}')$ is an NP-hard problem as can be shown by an easy reduction from INDEPENDENT SET.

We try to solve the problem for a special case of \mathcal{C}' only:

$$\sum_{C \in \mathcal{C}'} x_C \leq 1 \quad \forall \mathcal{C}' \subseteq \mathcal{C}_k : |C_i \cap C_j| \geq 2 \quad \forall C_i, C_j \in \mathcal{C}'. \quad (6)$$

Lemma 5. *SER with constraint (6) is strictly stronger than SER.*

Proof. Clearly, the new LP is at least as strong as SER since we only add constraints. Let $G = (V, E)$ be a graph with $V = \{v_0, \dots, v_k, t_0, \dots, t_k\}$ and $E = \{\{v_i, t_i\}, \{v_i, v_{i+1}\} \mid i = 0, \dots, k\}, v_{k+1} = v_0$, with terminals $R = \{t_0, \dots, t_k\}$, cost 1 for all edges incident to any terminal, and cost 0 for all other edges. Each full component C has exactly cost $|R_C|$.

Consider the solution \bar{x} with

$$\bar{x}_C = \begin{cases} \frac{k}{k^2-1} & \text{if } |R_C| = k, \\ 0 & \text{otherwise} \end{cases}$$

that is feasible to SER by

$$\begin{aligned} \sum_{C \in \mathcal{C}_k} (|R_C| - 1) \bar{x}_C &= \sum_{C \in \mathcal{C}_k : |R_C|=k} (k-1) \frac{k}{k^2-1} \\ &= (k+1)(k-1) \frac{k}{k^2-1} = k = |R| - 1, \end{aligned}$$

and (3b) holds since for $|R'| = k$ we have $\frac{k}{k^2-1} \leq k-1$, and for $|R'| < k$ we have $0 \leq |R'| - 1$. The objective value for \bar{x} is $\sum_{C \in \mathcal{C}_k} |R_C| \bar{x}_C = (k+1)k \frac{k}{k^2-1} = \frac{k^3+k^2}{k^2-1}$.

Let $\bar{X}_\ell := \sum_{C \in \mathcal{C}_k : |R_C|=\ell} \bar{x}_C$. Note that for any solution \bar{x} , (3a) and the objective function can be written as $\sum_{\ell=2}^k (\ell-1) \bar{X}_\ell = k$ and $\sum_{\ell=2}^k \ell \bar{X}_\ell$, respectively. Assume we decrease \bar{X}_k by some $\varepsilon > 0$. Since $\sum_{\ell=2}^k (\ell-1) \bar{X}_\ell = k - (k-1)\varepsilon < k = |R| - 1$, we would have to increase \bar{X}_i by $\frac{k-1}{i-1} \varepsilon_i$ for all $i \in \{2, \dots, k-1\}$ to become feasible for (3a) again. Here, $\varepsilon_2, \dots, \varepsilon_{k-1} > 0$ are chosen such that their sum coincides with ε . This increases the objective value by $\sum_{i=2}^{k-1} i \frac{k-1}{i-1} \varepsilon_i - k\varepsilon$ which is clearly minimized by setting $\varepsilon_{k-1} := \varepsilon$ and $\varepsilon_i := 0$ for $i < k-1$. The increase of the objective value is hence at least $(k-1) \frac{k-1}{k-2} \varepsilon - k\varepsilon = \frac{1}{k-2} \varepsilon > 0$.

Since

$$\sum_{C \in \mathcal{C}_k} \bar{x}_C = (k+1) \frac{k}{k^2-1} = \frac{k}{k-1} = 1 + \frac{1}{k-1}$$

violates (6), we add the constraint $\sum_{C \in \mathcal{C}_k : |R_C|=k} x_C \leq 1$. We thus have to decrease \bar{X}_k by $\frac{1}{k-1}$ to form a feasible solution, which increases the objective value. \square

Table 1. Mapping from STEINLIB instance groups to our instance grouping.

Group	STEINLIB group
EuclidSparse	P6E
EuclidComplete	P4E
RandomSparse	B, C, D, E; P6Z; non-complete instances from MC
RandomComplete	P4Z; complete instances from MC
IncidenceSparse	non-complete instances from I080, I160, I320 and I640
IncidenceComplete	complete instances from I080, I160, I320 and I640
ConstructedSparse	PUC; SP
SimpleRectilinear	ES*FST and TSPFST with $ R < 300$ or $ R / V > 0.75$
HardRectilinear	ES*FST and TSPFST with $ R \geq 300$ and $ R / V \leq 0.75$
VLSI / Grid	ALUE, ALUT, LIN, TAQ, DIW, DMXA, GAP, MSM; 1R, 2R
WireRouting	WRP3, WRP4

Finding a \mathcal{C}' is equivalent to finding a clique in the conflict graph $G' = (\mathcal{C}_k, \{\{C_i, C_j\} \mid C_i, C_j \in \mathcal{C}_k, |R_{C_i} \cap R_{C_j}| \geq 2\})$. Due to the proof of Lemma 5, it suffices to restrict ourselves to cliques with at most $k + 1$ nodes. Such cliques can be found in polynomial time for constant k , in order to separate the corresponding constraints. Observe that G' need only be constructed from $\bar{\mathcal{C}}_k$ instead of \mathcal{C}_k . We call this strategy **stronger=on**.

Bounding the LP relaxation. An idea to improve the running time for the LP is to initially compute a simple 2-approximation and apply its solution value as an upper bound on the objective value. If this bound is smaller than the pure LP solution, there is no feasible solution to the bounded LP and we simply take the 2-approximation. We call this strategy **bound=on**.

4 Experimental Evaluation

In the following experimental evaluation, we use an Intel Xeon E5-2430 v2, 2.50 GHz running Debian 8. The binaries are compiled in 64bit with g++ 4.9.0 and -O3 optimization flag. All algorithms are implemented as part of the free C++ Open Graph Drawing Framework (OGDF), the used LP solver is CPLEX 12.6. We evaluate our algorithms with the 1 200 connected instances from the STEINLIB library [28], the currently most widely used benchmark set for STP.

We say that an algorithm *fails* for a specific instance if it exceeds one hour of computation time or needs more than 16 GB of memory. Otherwise it *succeeds*. Success rates and failure rates are the percentage of instances that succeed or fail, respectively. We consider a failure rate of more than 25 % as being impractical.

We evaluate the solution quality of a solved instance by computing a *gap* as the ratio of its solution value to the optimal solution value, minus 1, usually given in thousandths (‰). We can only compute gaps if we know the optimal solution value of an instance. Luckily, the STEINLIB provides them for many instances.

Besides the original STEINLIB instance groups, we also consider a slightly different grouping where suitable, to obtain fewer but internally more consis-

tent graph classes, see Table 1 for details. Additionally, *Large* consists of all instances with more than 16 000 edges or 8 000 nodes, *Difficult* are instances that could not be solved to proven optimality within one hour (according to the information provided by STEINLIB), and *NonOpt* are instances where the STEINLIB does not provide optimal values. Last but not least, we grouped instances by terminal coverage: the group *Coverage X* contains all instances with $X - 10 < 100 |R|/|V| \leq X$.

4.1 Evaluation of 2-Approximations

We consider the basic 2-approximations by Takahashi and Matsuyama (TM, [41] with [3]), Kou et al. (KMB, [30]), and Mehlhorn (M, [32]). TM and M succeed for all instances, whereas KMB fails for eight instances (mainly from TSPFST) due to the memory limit. Every instance is solved in less than 0.1 seconds using M, less than 0.3 seconds using TM, and 52 seconds is the maximum time using KMB (`alve7080`).

Comparing the solution quality of TM, KMB and M gives further insights. TM yields significantly better solutions than M: 80.3% of the solutions are better using TM and only 1.7% are worse. Especially wire-routing instances are solved much better using TM, for example, the optimal solution for `wrp3-60` is 6 001 164, and it is solved to 6 001 175 (gap 0.0018%) using TM and to 11 600 427 (gap 933.03%, i. e., almost factor 2) using M. A comparison between TM and KMB gives similar results. On average, gaps are 74.1% for TM, 194.5% for M, and 198.3% for KMB. TM solved 9.2% of the instances to optimality; M only 3.9% and KMB 3.8%.

We see that TM is the best candidate: although slower than M, it takes only negligible time, and solution quality is almost always better than for M or KMB. When considering 2-approximations in the following, we will always choose TM. In particular, we set TM to be the final 2-approximation to incorporate contracted full components (see Section 2.1).

4.2 Evaluation of Full Component Enumeration

Before we consider the enumeration of full components, we compare the running times to compute the shortest path matrices using `sp=detour` and `sp=strict`. In combination with `dist=sssp`, these running times differ by at most 0.5 seconds for 97.8% of the instances. The only four outliers with more than 10 seconds time difference (maximum 120 seconds) are precisely the instances with a terminal coverage $|R|/|V| \geq 0.25$ and more than 8 000 nodes. In combination with `dist=apsp`, there are already 20 instances where we can save time between 15 seconds and 6 minutes, but the differences are still negligible for 87.1% of the instances. Hence, for the majority of the instances, `detour` does not provide a significant time saving.

In contrast to this, we are more interested in the number of valid shortest paths that are obtained by the different variants. A smaller (but sufficient) set of valid paths results in fewer full components. On average, `detour` generates a path

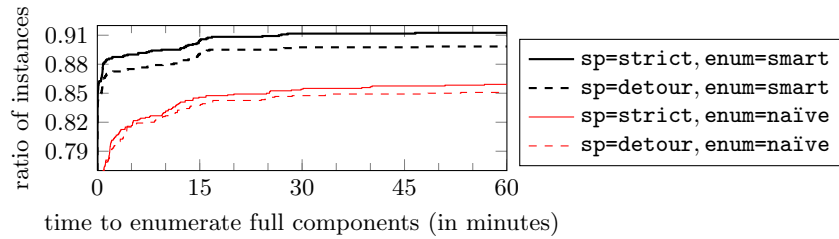


Fig. 4. Percentage of instances whose 3-restricted component enumeration is obtained within the given time for different variants.

between 76.3% of all terminals pairs; **strict** only between 59.1%. In particular, **detour** could not reduce the number of valid paths at all for 65.8% of the instances. This number drops to 37.6% using **strict**, which is much better. Consequently, **strict** yields 10.5% fewer 3-restricted components than **sp=detour**. Since this saves memory and time for the further steps of the algorithm, we use **sp=strict** in the following.

For $k = 3$, we can either use **dist=sssp** or **dist=apsp**. Note that the full APSP matrix is too big to fit into 16 GB of memory for instances with more than $\approx 30\,000$ nodes. While **sssp** is able to compute the shortest path matrices for every instance of the STEINLIB, all instances with more than 15 000 nodes fail using **apsp**.

After filtering out all instances with negligible running times using both algorithms, we obtain the following rule of thumb: use **sssp** iff the graph is not too dense (say, density $E/\binom{|V|}{2} \leq 0.25$). There are only a handful of outliers (in the I640 set) with small differences of up to 0.2 seconds.⁴ We hence apply this rule to our experiments. See Fig. 4 for full component enumeration times involving different **enum**- and **sp**-variants.

Unsurprisingly, **enum=smart** is much better than **enum=naive**: already for $k = 3$, 14.1% of the instances fail for **naive** whereas only 8.8% fail for **smart**. In particular, each instance that fails for **smart** also fails for **naive**. We hence use **enum=smart** for further evaluations.

4.3 Evaluation of GCF and LCA

We now consider the strong combinatorial algorithms with $k = 3$. Note that three instances failed for all algorithmic variants: **r111849fst** (with 13 963 nodes and 11 849 terminals) is the only instance that failed due to the memory limit; **es10000fst01** and **fn14461fst** failed due to the time limit.

⁴ Be aware that our rule suffices for the STEINLIB but is unlikely to hold as a general rule. While there are nearly all kinds of terminal coverages, the density distribution of the STEINLIB instances is quite unbalanced: there are no non-complete instances with density larger than 0.2 and most of the instances are sparse.

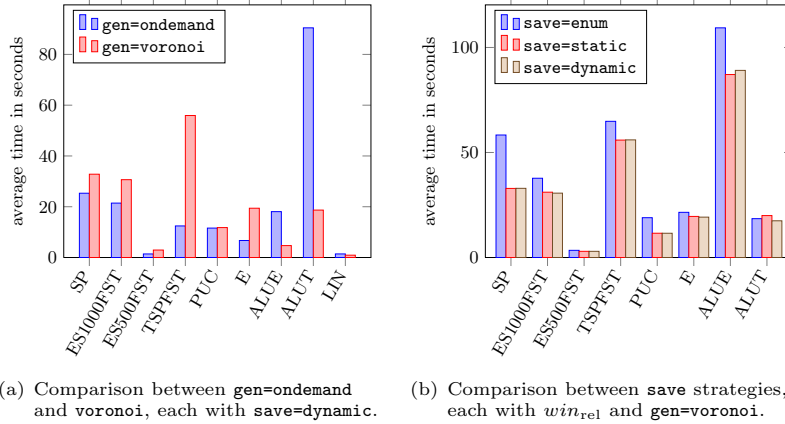


Fig. 5. Running times of GCF for different strategies, grouped by STEINLIB instance groups, averaged over the instances where all considered strategies succeed. Different choices of secondary strategies show similar tendencies. Omitted instance groups have negligible running times.

Strategies for GCF. The strategy `reduce=on` allows to save time for all strategy combinations. For example, the average computation time for GCF with `win_abs`, `gen=all`, and `save=enum` decreases from 55 to 51 seconds by enabling the full component reduction; the biggest time saving is in instance set E with 466 instead of 549 seconds on average. Note that these values are averaged over the instances where both strategy combinations (with `reduce=on` and `off`) succeed. On average, 318 762 full components are initially constructed with `gen=all`, but 97.6% of them are not promising and hence removed directly after construction. For `gen=voronoi`, these numbers are 136 471 and 95.5%. Since `reduce=on` offers benefits without introducing overhead, it will always be enabled in the following.

We now consider the different strategies for full component generation. The approach using Voronoi regions, `gen=voronoi`, provides large benefits in comparison `gen=all` even if `enum=smart`. For example, the average computation time for GCF with `win_rel` and `save=dynamic` drops from 55.4 down to 1.2 seconds. For other strategy combinations, it provides time benefits in the same order of magnitude.

For `win_abs`, we also have the option to use `gen=ondemand`. This choice is often but not always beneficial in comparison to `gen=voronoi`, and independent of other strategies (like different `save` variants). Let us, for example, consider GCF with `win_abs` and `save=static`, but numbers for other choices of `save` are similar. The average computation time decreases from 5.1 to 2.8 seconds. However, extreme examples where one or the other choice is better, are `alut2625` with 152 seconds for `voronoi` and 789 seconds for `ondemand`, and `f13795fst` with 1248 and 102 seconds, respectively. See Fig. 5(a) for a comparison by instance groups.

In general we might prefer `ondemand` but `voronoi` is the better choice for VLSI instances (like `ALUE`, `ALUT` and `LIN`).

The statistics show further interesting details: the average ratio of contracted full components to generated full components is 4.9% for `gen=all` and 5.8% for `gen=voronoi` using `reduce=off`, but increases to 21.3% and 22.2%, respectively, using `reduce=on` (since the number of generated full components decreases). For `gen=ondemand`, this number is 37.6%.

We now compare the different strategies to compute *save*. Averaged over all instances, the times for `save=static` and `save=dynamic` are nearly the same, and they usually are less than half the times of `save=enum`. For example, for `winrel` and `gen=voronoi`, the average time decreased from 13.3 to 5.0 seconds; for `winabs` and `gen=ondemand`, the times decreased from 11.0 to 2.8 seconds. See Fig. 5(b) for a more detailed view based on `STEINLIB` instance groups. Since `static` is easier to implement than `dynamic`, we recommend to use `save=static`.

The strategy `singlepass=on` does not lead to notable time improvements in comparison to the original algorithm. Hence we will not consider `singlepass=on` in the following.

Strategies for LCA. To evaluate *LCA*, we use `reduce=on` and `save=static` since it turned out to be the most beneficial choice. However, we have to use `gen=all` since `gen=voronoi` does not work for *LCA*.

For the computation of the loss, we can choose `loss=orig` or `loss=metric`. We have a success rate of 95.8% with `orig`, and 95.9% with `metric`. The difference is exactly one more instance: `wrp3-94` fails due to memory limit with `orig` since the original paths in the full components contain many nodes.

Changes in running time and solution quality can be found in both directions. The choice of the loss edges has a direct impact on the number of contracted full components. Clearly, the bigger the number of contracted full components, the bigger the number of save recomputations and iterations, and hence the more time an algorithm takes. We can also observe that the solution quality becomes worse with an increasing number of contracted full components. In numbers: with `metric`, 4.0% of the instances are computed faster and 1.9% slower than `orig`. We obtain better results for 31.7% of the instances and worse results for 26.3%. Examples are `i320-034` with a solution decrease from 2 808 to 2 529, and `i080-031` with a solution increase from the optimum value 1 570 to 1 761. In the following, we choose `loss=metric` since it is slightly better in time and solution quality on average.

Comparison. We compare the following algorithms: GCF with `winabs` and `gen=voronoi` (*ACk*), GCF with `winabs` and `gen=ondemand` (*ACO*), GCF with `winrel` (*RCk*), and *LCA* with `winloss` (*LCk*). Success rates are 99.7% for *ACO*, 99.5% for *AC3* and *RC3*, and 95.9% for *LC3*. See Table 2 for a comparison of solution quality and time consumption based on our instance groups. With respect to solution quality, all algorithms are worthwhile: in comparison to *TM*, the average gap halves and the number of optimally solved instances doubles. Exceptions are *RandomComplete* where only *ACO* provides (slightly) better

Table 2. Comparison of combinatorial algorithms by instance groups. Per group, we give the total number of instances ($\#$), portion of optimally solved instances, average gaps, and average solution times.

Group	#	Optimals%					Average gap%					Avg. time in sec				
		TM	ACO	AC3	RC3	LC3	TM	ACO	AC3	RC3	LC3	TM	ACO	AC3	RC3	LC3
EuclidSparse	15	33.3	93.3	86.7	73.3	66.7	15.18	1.92	1.99	2.31	4.71	0.00	0.00	0.00	0.00	0.00
EuclidComplete	14	7.1	78.6	78.6	78.6	78.6	10.84	0.35	0.35	0.35	0.35	0.01	0.06	0.06	0.06	9.57
RandomSparse	96	27.1	44.8	43.8	45.8	39.6	23.72	10.45	10.43	9.95	11.31	0.01	1.52	4.24	4.29	117.28
RandomComplete	13	30.8	61.5	61.5	61.5	69.2	22.34	20.55	41.14	42.23	38.04	0.00	0.00	0.00	0.00	0.22
IncidenceSparse	320	3.8	4.4	4.8	5.1	4.1	116.74	69.34	69.31	67.04	68.99	0.00	0.03	0.02	0.02	0.50
IncidenceComplete	80	0.0	0.0	0.0	0.0	0.0	368.17	122.59	123.12	125.03	123.53	0.04	0.10	0.11	0.11	0.51
ConstructedSparse	58	29.2	29.2	25.0	25.0	29.2	62.81	87.93	97.44	96.72	93.58	0.00	2.40	0.81	0.80	83.60
SimpleRectilinear	218	11.5	17.4	18.3	17.9	17.4	16.92	6.57	6.16	6.16	6.70	0.00	0.13	5.06	5.06	16.88
HardRectilinear	54	0.0	0.0	0.0	0.0	0.0	23.20	8.76	8.62	8.27	9.13	0.00	10.34	19.64	19.73	479.30
VLSI / Grid	207	11.1	37.2	36.2	35.2	38.7	32.76	9.15	9.67	9.19	8.81	0.00	1.66	0.53	0.54	19.44
WireRouting	125	3.2	4.0	3.2	3.2	2.4	0.01	0.01	0.01	0.01	0.01	0.00	0.09	0.05	0.05	0.74
Large	187	1.8	6.0	6.0	6.0	6.6	219.72	81.63	82.10	82.28	81.16	0.03	3.51	2.40	2.44	101.47
Difficult	146	2.8	2.8	2.8	2.8	3.7	196.00	89.47	91.55	90.48	91.55	0.02	1.64	0.81	0.76	46.13
NonOpt	47	—	—	—	—	—	—	—	—	—	—	0.00	3.11	1.04	1.03	107.87
Coverage 10	588	9.3	20.9	20.4	20.7	20.4	69.90	36.24	36.64	35.29	36.19	0.01	0.63	0.22	0.22	7.26
Coverage 20	159	9.7	18.6	17.2	15.2	15.2	110.10	50.33	50.26	51.11	51.22	0.00	0.89	0.34	0.34	31.05
Coverage 30	127	2.5	4.1	4.9	4.1	4.1	145.67	56.78	57.29	56.79	56.67	0.00	0.54	0.67	0.67	24.67
Coverage 40	92	1.1	3.3	4.3	3.3	2.2	26.19	9.47	8.99	8.83	10.17	0.00	4.13	6.00	6.06	166.05
Coverage 50	135	5.5	17.3	16.5	18.1	17.3	19.04	14.09	15.67	15.18	15.48	0.00	0.58	2.62	2.66	62.74
Coverage 60	45	11.6	27.9	32.6	25.6	23.3	12.69	6.76	8.73	9.56	8.79	0.00	1.24	2.42	2.41	52.61
Coverage 70	18	44.4	50.0	38.9	44.4	55.6	6.37	2.01	2.65	2.15	1.79	0.00	3.87	16.45	16.41	322.22
Coverage 80	11	54.5	54.5	54.5	54.5	54.5	2.55	0.66	0.72	0.65	0.78	0.00	1.15	15.54	15.41	187.27
Coverage 90	14	21.4	28.6	35.7	35.7	42.9	3.87	0.70	0.68	0.69	0.57	0.00	0.73	15.56	15.60	94.52
Coverage 100	11	54.5	63.6	63.6	72.7	63.6	0.94	0.07	0.06	0.08	0.20	0.00	0.55	75.93	76.10	82.15
All	1200	9.2	18.6	18.3	18.1	17.9	67.96	32.69	33.16	32.50	33.07	0.00	1.01	2.27	2.28	40.55

average gaps than TM, and *ConstructedSparse*, where TM provides the best average gaps.

Among the strong algorithms ACO, AC3, RC3, and LC3, there is no clear winner regarding solution quality for a majority of the instances. RC3 is better than AC3 on average within almost identical running time. ACO is almost always better than AC3; if not, it is only slightly worse. We emphasize that ACO becomes significantly faster for increasing terminal coverage, and outperforms the other algorithms already for $|R|/|V| > 0.2$. Although LC3 takes significantly more time than the other algorithms, the obtained solution quality is not significantly better. The best compromise between time and solution quality is probably ACO.

4.4 Evaluation of the LP-based Algorithm

The main stages of the LP-based algorithm are (1) the full component enumeration, (2) solving the LP relaxation, and (3) the approximation based on the fractional LP solution. We have already evaluated the strategies for (1) in Section 4.2, and will now evaluate the different strategies for the remaining stages, for $k = 3$.

Solving the LP relaxation. Fig. 6 shows that `consep=on` with `presep=ondemand` is clearly the best choice. In particular, the former strategy turns out to be crucial. It allows us to compute the LP solutions for 85.0% of the instances. Note that

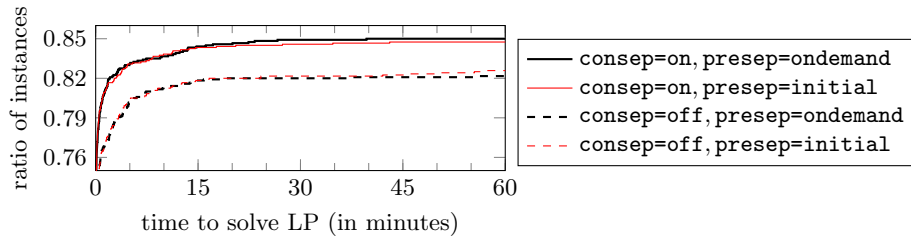


Fig. 6. Percentage of instances whose LP relaxations for $k = 3$ are solved within the given time for different variants.

only 6.25% of the failed instances fail in stage (2). We hence perform all further experiments using connectivity tests and by separating constraints (4).

Strategies. All 1020 instances that pass stage (2) also pass stage (3) of the algorithm. This is independent of the chosen strategies.

We first evaluate the strategies `loss=orig` and `loss=metric`. Like for LCA, choosing `metric` is favorable: the solution quality improves for 33.2% and deteriorates for only 14.0% of the instances; the time improves for 5.2% and deteriorates for 2.0%. Interestingly, the example that became worse using LCA, `i080-031`, is now an example that improves from 1861 to the optimum value 1570. We hence use `loss=metric` in the following.

The distribution of time in the three stages is very different for different instances. We analyze the 130 instances with more than 5 seconds computation time. On average, we spend 6.3% of the time in (1), 90.7% in (2) and 3.0% in (3). Stage (1) dominates in 3.8% of the instances. An extreme example is `u2152fst` where the algorithm spends 141 seconds in (1), 26 seconds in (2), and 49 seconds in (3). In 94.6% of the instances, stage (2) dominates. Extreme examples are the instances of the `ES250FST` set with maximum times of 24 minutes for (2), 4 seconds for (1), and negligible time for (3). Only for two instances (from the `TSPFST` set), the approximation time dominates, e. g., `u2319fst`—a trivial instance since it is a tree and all 2319 nodes are terminals—spends 57 seconds in (1), 3 seconds in (2), and 95 seconds in (3).

The strategy `prune=on` achieves that the time of stage (3) becomes negligible for *every* instance. On average, only 1.3% of the time is spent there. However, the overall effect of that strategy is rather limited since usually most of the time is not spent in the last stage anyhow.

Also the strategy `stronger=on` has no significant impact on time. However, 69.0% of the solved LP relaxations are solved integrally with `stronger=on` whereas it is only 51.9% for the original LP relaxation. Although this sounds promising, the final solution of the majority (76.3%) of the instances does not change and the solution value increases (becomes worse) for 16.5% of the instances. A harsh example is `i160-043` where the fractional LP solution increases by 1.5 but the integral approximation increases from 1549 to 1724. Only 7.1% of the

Table 3. Comparison of algorithms by instance groups. Per group, we give the total number of instances ('#'), success rates, portion of optimally solved instances, average gaps, portion of instances where LP3 obtained a worse or equal solution than TM or ACO, and average solution times.

Group	#	Success%			Optimals%			Average gap%			LP3≥		Avg. time in sec		
		ACO	LP3	B&C	TM	ACO	LP3	TM	ACO	LP3	TM	ACO	ACO	LP3	B&C
EuclidSparse	15	100.0	100.0	100.0	33.3	93.3	80.0	15.18	1.92	3.31	33.3	93.3	0.00	0.02	0.09
EuclidComplete	14	100.0	92.9	92.9	7.1	78.6	78.6	11.25	0.36	0.36	14.3	100.0	0.01	0.43	658.97
RandomSparse	96	100.0	72.9	93.8	27.1	44.8	31.2	23.05	10.39	16.96	67.7	96.9	0.02	51.11	63.47
RandomComplete	13	100.0	100.0	76.9	30.8	61.5	46.2	22.34	20.55	48.56	76.9	100.0	0.00	0.02	48.38
IncidenceSparse	320	100.0	90.6	77.8	3.8	4.4	3.5	108.67	68.42	73.28	45.6	67.8	0.00	2.16	97.45
IncidenceComplete	80	100.0	81.2	50.0	0.0	0.0	0.0	368.17	122.59	138.43	18.8	80.0	0.01	0.25	422.86
ConstructedSparse	58	100.0	50.0	12.1	29.2	29.2	20.8	58.10	82.83	108.27	91.4	89.7	0.00	0.00	124.44
SimpleRectilinear	218	99.5	95.9	97.7	11.5	17.4	20.6	17.16	6.67	4.97	19.3	45.0	0.04	80.78	0.78
HardRectilinear	54	96.3	0.0	83.3	0.0	0.0	0.0	—	—	—	100.0	100.0	—	—	—
VLSI / Grid	207	99.5	96.6	78.7	11.1	37.2	38.2	32.53	9.13	9.87	22.7	82.6	0.02	0.81	307.10
WireRouting	125	100.0	92.8	90.4	3.2	4.0	3.2	0.01	0.01	0.01	51.2	63.2	0.07	14.30	233.59
Large	187	97.9	61.0	27.3	1.8	6.0	4.8	230.14	88.40	97.63	45.5	87.2	0.03	0.47	941.77
Difficult	146	98.6	45.9	4.8	2.8	2.8	1.9	179.30	90.59	98.35	75.3	84.9	0.28	25.45	2724.76
NonOpt	47	100.0	31.9	0.0	—	—	—	—	—	—	76.6	85.1	—	—	—
Coverage 10	588	99.8	94.4	79.3	9.3	20.9	19.8	67.49	35.86	40.51	39.8	76.0	0.03	2.67	215.98
Coverage 20	159	100.0	88.1	73.0	9.7	18.6	11.7	113.07	50.70	56.34	45.3	76.1	0.01	10.25	159.72
Coverage 30	127	99.2	62.2	65.4	2.5	4.1	3.3	155.82	60.84	62.86	48.8	78.0	0.01	16.69	158.83
Coverage 40	92	98.9	65.2	94.6	1.1	3.3	4.3	26.70	9.67	7.74	35.9	56.5	0.02	83.06	1.07
Coverage 50	135	100.0	82.2	87.4	5.5	17.3	15.7	20.07	15.66	17.81	34.1	54.8	0.02	70.09	21.70
Coverage 60	45	100.0	82.2	86.7	11.6	27.9	27.9	11.57	6.17	7.18	37.8	68.9	0.00	38.00	0.06
Coverage 70	18	100.0	66.7	100.0	44.4	50.0	44.4	2.27	0.68	2.20	77.8	88.9	0.00	0.58	0.05
Coverage 80	11	100.0	72.7	90.9	54.5	54.5	54.5	2.22	0.47	0.31	81.8	81.8	0.02	167.96	0.24
Coverage 90	14	92.9	57.1	78.6	21.4	28.6	42.9	3.60	0.53	0.09	64.3	85.7	0.04	71.37	0.43
Coverage 100	11	100.0	90.9	90.9	54.5	63.6	90.9	0.94	0.07	0.00	63.6	72.7	0.55	364.39	4.95
All	1200	99.7	85.0	79.8	9.2	18.6	17.3	68.49	33.64	37.25	41.9	72.4	0.03	25.70	149.11

solutions improve. A good example is i080-003 where the fractional LP solution 1902 increases to the (integral) LP solution 1903 and yields an improvement from 1807 to the optimum Steiner tree value 1713. We mention these examples to conclude that the integrality gap of the solution vector of the relaxation seems secondary. The primary influence for the solution quality seems to be the actual choice of full components in the fractional solution, and the choice of core edges.

The best average strategy is `prune=on` and, surprisingly, `stronger=off`. However, the algorithm is only applicable for instances with few terminals or high terminal coverage $|R|/|V|$. For example, all instances with $|R| \geq 300$ and terminal coverage ≤ 0.75 fail.

Using bound=on. We evaluate `bound=on` on the 105 successful instances where the LP solution time takes more than 10 seconds. 63.8% of them hit the TM-induced bound during LP solving, so they just return the solution of TM. However, for 81.9% of the instances, the running times became worse. Extreme examples are: `mc11` directly hits the bound after 1 second and returns a solution with value 11761 whereas the original computation time takes 1235 seconds and the returned value is 11729; `es250fst12` did not hit the bound but the LP solution time increases from 219 to 512 seconds. We hence do not recommend to use `bound=on`.

Comparison. We compare the LP-based approximation algorithm (LP k) with $k = 3$ to the recommended 2-approximation TM, the 11/6-approximation ACO, and an exact algorithm. The currently fastest exact algorithm, which uses a lot of sophisticated preprocessing techniques, seems to be the one by Polzin and Vahdati Daneshmand [34]. However, their implementation is not freely available. For a fair comparison, we use an exact branch-and-cut algorithm (B&C) based on BCR, which is coincidentally much simpler to implement than LP3.

In comparison to TM only, LP3 achieves a significantly better solution quality for most of the instances it can solve, and the average running times may be justifiable. However, the much simpler algorithm ACO is clearly better in terms of time *and* solution quality: its solutions are not worse than LP3 solutions in 72.4% of the instances.

B&C fails for insignificantly more instances than LP3, but never due to the memory limit. The results also suggest to use B&C for *SimpleRectilinear* instances and instances with high terminal coverage ($|R|/|V| \geq 0.4$). See Table 3 for a comparison based on our instance groups.

4.5 Higher k

Finally, we consider the strong approximation algorithms for higher k . One problem of the `gen=voronoi` strategy is that it degenerates to `gen=all` with `enum=naive` for $k \rightarrow n$, so we might prefer `gen=all` with `enum=smart`. This effect is already observable for $k = 4$: RC4 has a success rate of 62.7% for `gen=all` and only 48.2% for `gen=voronoi`. We hence recommend to use `gen=all` with `enum=smart` for $k \geq 4$. The success rate of AC4 is 62.9%: two instances (`kroD100fst` and `alue2105`) hit the time limit with RC4 but can be computed using AC4 within 56 and 59 minutes, respectively. Interestingly, the success rate of LC4 is 63.2%. In particular, it yields higher success rates than the other algorithms for *VLSI / Grid* and *SimpleRectilinear* instances. Using LP4 (with `prune=on` and `stronger=off`), we can only compute solutions for 62.5% of the instances. It has lower success rates than the other algorithms for *Large*, *EuclidComplete* and *WireRouting* instances. All algorithms fail for *NonOpt* and *HardRectilinear* instances. The success rates for $k = 5$ drop to roughly 30% (e. g., LP5 30.8%, LC5 30.9%).

Although we consider the choice of $k \geq 4$ as being impractical for all algorithms, we have evaluated the solution quality of $k = 4$ in Table 4. We see that, all algorithms improve their average solution qualities for $k = 4$ in comparison to $k = 3$. However, note that there are exceptions, like the *RandomComplete* group. Corresponding to theoretical results, RC4 yields better solutions than AC4 for most instances. This can, however, neither be said for LC4 nor LP4. Regarding solution quality and disregarding running time, LP4 is a good choice for instances with terminal coverage $|R|/|V| > 0.3$.

Table 4. Comparison of solution qualities obtained by algorithms for $k = 3$ and $k = 4$. Per instance group, we give the number of instances (‘#’) that could be solved by all considered algorithms, portion of optimally solved instances, and average gaps.

Group	#	Optimals%						Average gap%									
		AC3	AC4	RC3	RC4	LC3	LC4	LP3	LP4	AC3	AC4	RC3	RC4	LC3	LC4	LP3	LP4
EuclidSparse	15	86.7	80.0	73.3	86.7	66.7	80.0	80.0	100	1.99	1.66	2.31	0.55	4.71	0.39	3.31	0.00
EuclidComplete	10	80.0	100	80.0	100	80.0	100	80.0	100	0.47	0.00	0.47	0.00	0.47	0.00	0.47	0.00
RandomSparse	57	68.4	82.5	68.4	80.7	61.4	68.4	50.9	75.4	11.07	5.52	10.36	5.27	11.87	11.15	18.85	8.99
RandomComplete	10	80.0	80.0	80.0	70.0	90.0	80.0	60.0	80.0	1.77	1.78	1.77	1.88	1.68	1.77	5.79	3.71
IncidenceSparse	250	6.0	10.0	6.4	9.6	5.2	8.8	4.4	9.6	66.65	43.11	63.91	42.03	65.69	44.38	71.02	49.41
IncidenceComplete	50	0.0	0.0	0.0	0.0	0.0	0.0	0.0	0.0	115.36	71.76	117.35	72.29	116.52	71.63	134.56	89.62
ConstructedSparse	17	35.3	35.3	35.3	47.1	41.2	41.2	29.4	41.2	57.80	34.57	57.22	31.26	55.87	34.29	76.93	36.10
SimpleRectilinear	154	22.7	26.6	20.8	26.6	21.4	26.6	24.7	54.5	6.03	4.91	6.10	3.63	6.48	4.38	4.64	1.13
VLSI / Grid	125	52.0	62.4	49.6	64.0	55.2	61.6	52.8	78.4	8.69	4.38	8.38	3.85	7.18	5.07	9.12	2.27
WireRouting	61	6.6	6.6	6.6	9.8	4.9	6.6	6.6	8.2	0.01	0.01	0.01	0.01	0.01	0.01	0.01	0.01
Large	56	7.1	16.1	8.9	14.3	8.9	12.5	7.1	14.3	107.43	58.49	106.61	57.29	105.33	60.07	121.25	74.38
Difficult	23	13.0	13.0	13.0	21.7	17.4	17.4	8.7	13.0	83.08	56.93	81.91	53.11	84.50	53.16	93.28	60.37
Coverage 10	402	27.1	34.3	27.4	34.1	26.9	31.6	25.6	38.3	39.84	23.86	37.93	22.61	38.87	25.66	44.93	28.11
Coverage 20	113	21.2	21.2	18.6	26.5	18.6	23.0	14.2	23.9	46.91	33.76	48.00	33.86	48.37	32.88	53.08	37.31
Coverage 30	55	10.9	14.5	9.1	14.5	9.1	12.7	7.3	14.5	59.32	39.74	59.43	40.97	58.30	40.59	60.95	44.73
Coverage 40	37	10.8	13.5	8.1	13.5	5.4	10.8	10.8	32.4	8.39	6.90	8.76	5.44	10.09	6.59	7.03	1.98
Coverage 50	80	20.0	21.2	18.8	23.8	21.2	22.5	21.2	51.2	13.53	7.48	12.76	6.67	13.20	8.00	13.22	4.79
Coverage 60	35	40.0	40.0	31.4	34.3	28.6	34.3	34.3	74.3	3.45	4.63	4.44	3.19	3.80	2.21	2.25	0.64
Coverage 70	12	58.3	91.7	66.7	83.3	83.3	100	66.7	91.7	1.40	0.44	0.74	0.24	0.25	0.00	2.20	0.01
Coverage 80	6	100	100	100	100	100	100	100	100	0.00	0.00	0.00	0.00	0.00	0.00	0.00	0.00
Coverage 90	5	80.0	80.0	80.0	80.0	100	80.0	100	100	0.39	0.39	0.39	0.39	0.00	0.39	0.00	0.00
Coverage 100	4	75.0	100	75.0	100	75.0	100	100	100	0.11	0.00	0.11	0.00	0.11	0.00	0.00	0.00
All	749	25.8	30.8	24.8	31.4	25.0	29.4	23.9	39.3	34.86	22.18	33.98	21.39	34.53	23.00	38.50	24.64

5 Conclusion

We considered the strong approximation algorithms for the Steiner tree problem (STP) with an approximation ratio below 2. While there has been many theoretical advances over the last decades w. r. t. the approximation ratio, their practical applicability and strength has never been considered. In particular, all these algorithms use the tool of k -restricted components as a central ingredient to achieve astonishing approximation ratios for $k \rightarrow \infty$, while the runtime is exponentially dependent on k . The concept hence turned out to be a main stumbling block in real-world applications. This paper is an attempt to show the importance of the research field *algorithm engineering*. Amongst other findings, we pinpoint further worthwhile research questions both from the theoretical and the practical point of view, and hope to increase the awareness for the necessity to complement high-level theoretical research with practical considerations, in order to ensure a certain degree of ‘groundedness’ of the theory.

In this paper, we summarized all strong STP approximations and implemented the most promising variants, both of combinatorial and LP-based nature. Thereby, we identified several areas to improve or extend the known algorithms either theoretically (e. g., extending the applicability of the `gen=voronoi` strategy) or practically. We conducted a large study of the different algorithms and their variants, and compared them to simple 2-approximations and an exact algorithm.

In a nutshell, the practicability of all algorithms is mainly hindered by the generation and storage of the k -restricted components, which is both time- and memory-consuming. Only the choice of $k = 3$ turns out to be practical; there, the

simplest and oldest below-2 approximation—Zelikovsky’s 11/6 approximation, combined with a direct 3-restricted component generation [46]—offers the best compromise between time consumption and solution quality in practice. For higher k , the ‘relative greedy heuristic’ [48] seems to be a viable choice w. r. t. solution quality.

In order to make the strong approximations more practical for higher k , it seems inevitable to find a way to significantly decrease the number of considered full components. This could, e. g., be achieved by a more efficient generation scheme (perhaps a generalization of the direct full component generation to $k \geq 4$), by removing dominated full components, or by starting with a small number of full components and constructing further ones only when it seems fit. All the above approaches clearly deserve further in-depth studies, both from theory and practice.

Acknowledgements. We are grateful to Matthias Woste for initial implementations.

References

1. Aneja, Y.P.: An Integer Linear Programming Approach to the Steiner Problem in Graphs. *Networks* **10**(2), 167–178 (1980)
2. de Aragão, M.P., Ribeiro, C.C., Uchoa, E., Werneck, R.F.F.: Hybrid Local Search for the Steiner Problem in Graphs. In: Proc. of MIC 2001, pp. 429–433 (2001)
3. de Aragão, M.P., Werneck, R.F.F.: On the Implementation of MST-Based Heuristics for the Steiner Problem in Graphs. In: Proc. of ALENEX 2002, *LNCS*, vol. 2409, pp. 1–15. Springer (2002)
4. Bender, M.A., Farach-Colton, M.: The LCA Problem Revisited. In: Proc. of LATIN 2000, *LNCS*, vol. 1776, pp. 88–94. Springer (2000)
5. Berman, P., Ramaiyer, V.: Improved Approximations for the Steiner Tree Problem. *Journal of Algorithms* **17**(3), 381–408 (1994)
6. Bern, M., Plassmann, P.: The Steiner Problem with Edge Lengths 1 and 2. *Information Processing Letters* **32**(4), 171–176 (1989)
7. Borchers, A., Du, D.Z.: The k -Steiner ratio in graphs. In: Proc. of STOC 1995, pp. 641–649. ACM (1995)
8. Byrka, J., Grandoni, F., Rothvoß, T., Sanità, L.: Steiner Tree Approximation via Iterative Randomized Rounding. *Journal of the ACM* **60**(1), 6:1–33 (2013)
9. Chakrabarty, D., Könemann, J., Pritchard, D.: Hypergraphic LP Relaxations for Steiner Trees. In: Proc. of IPCO 2010, *LNCS*, vol. 6080, pp. 383–396. Springer (2010)
10. Chakrabarty, D., Könemann, J., Pritchard, D.: Integrality Gap of the Hypergraphic Relaxation of Steiner Trees: a short proof of a 1.55 upper bound. arXiv **1006.2249** (2010)
11. Chimani, M., Mutzel, P., Zey, B.: Improved Steiner Tree Algorithms for Bounded Treewidth. *Journal of Discrete Algorithms* **16**, 67–78 (2012)
12. Chlebík, M., Chlebíková, J.: The Steiner tree problem on graphs: Inapproximability results. *Theoretical Computer Science* **406**(3), 207–214 (2008)
13. Dreyfus, S.E., Wagner, R.A.: The Steiner Problem in Graphs. *Networks* **1**, 195–207 (1972)

14. Duin, C.W., Volgenant, A.: Reduction tests for the steiner problem in graphs. *Networks* **19**(5), 549–567 (1989)
15. Fafianie, S., Bodlaender, H.L., Nederlof, J.: Speeding Up Dynamic Programming with Representative Sets - An Experimental Evaluation of Algorithms for Steiner Tree on Tree Decompositions. In: Proc. of IPEC 2013, *LNCS*, vol. 8246, pp. 321–334. Springer (2013)
16. Gilbert, E.N., Pollak, H.O.: Steiner Minimal Trees. *SIAM Journal on Applied Mathematics* **16**, 1–20 (1968)
17. Goemans, M.X., Olver, N., Rothvoß, T., Zenklusen, R.: Matroids and Integrality Gaps for Hypergraphic Steiner Tree Relaxations. In: Proc. of STOC 2012, pp. 1161–1176. ACM (2012)
18. Goemans, M.X., Williamson, D.P.: A General Approximation Technique for Constrained Forest Problems. *SIAM Journal on Computing* **24**(2), 296–317 (1995)
19. Gröpl, C., Hougardy, S., Nierhoff, T., Prömel, H.J.: Approximation Algorithms for the Steiner Tree Problem in Graphs. In: *Steiner Trees in Industry, Combinatorial Optimization*, pp. 235–279. Springer (2001)
20. Gubichev, A., Neumann, T.: Fast Approximation of Steiner Trees in Large Graphs. In: Proc. of CIKM 2012, pp. 1497–1501. ACM (2012)
21. Harel, D., Tarjan, R.E.: Fast Algorithms for Finding Nearest Common Ancestors. *SIAM Journal on Computing* **13**(2), 338–355 (1984)
22. Hougardy, S., Prömel, H.J.: A 1.598 Approximation Algorithm for the Steiner Problem in Graphs. In: Proc. of SODA 1999, pp. 448–453. ACM/SIAM (1999)
23. Hougardy, S., Silvanus, J., Vygen, J.: Dijkstra meets Steiner: a fast exact goal-oriented Steiner tree algorithm. arXiv **1406.0492** (2014)
24. Hwang, F., Richards, D., Winter, P.: The Steiner Tree Problem, *Annals of Discrete Mathematics*, vol. 51. Elsevier Science (1992)
25. Kahng, A.B., Robins, G.: A New Class of Iterative Steiner Tree Heuristics with Good Performance. *IEEE Transactions on CAD of Integrated Circuits and Systems* **11**(7), 893–902 (1992)
26. Karp, R.M.: Reducibility among Combinatorial Problems. In: Proc. of Complexity of Computer Computations 1972, pp. 85–103. Plenum Press (1972)
27. Karpinski, M., Zelikovsky, A.: 1.757 and 1.267 - Approximation Algorithms for the Network and Rectilinear Steiner Tree Problems. *ECCC* **2**(3) (1995)
28. Koch, T., Martin, A., Voß, S.: SteinLib: An Updated Library on Steiner Tree Problems in Graphs. Tech. Rep. ZIB-Report 00-37, Konrad-Zuse-Zentrum für Informationstechnik Berlin (2000). URL <http://elib.zib.de/steinlib>
29. Könemann, J., Pritchard, D., Tan, K.: A Partition-Based Relaxation for Steiner Trees. *Mathematical Programming* **127**(2), 345–370 (2011)
30. Kou, L.T., Markowsky, G., Berman, L.: A Fast Algorithm for Steiner Trees. *Acta Informatica* **15**, 141–145 (1981)
31. Leitner, M., Ljubic, I., Luipersbeck, M., Resch, M.: A Partition-Based Heuristic for the Steiner Tree Problem in Large Graphs. In: Proc. of Hybrid Metaheuristics 2014, *LNCS*, vol. 8457, pp. 56–70 (2014)
32. Mehlhorn, K.: A Faster Approximation Algorithm for the Steiner Problem in Graphs. *Information Processing Letters* **27**(3), 125–128 (1988)
33. Papadimitriou, C.H., Yannakakis, M.: Optimization, Approximation, and Complexity Classes. In: Proc. of STOC 1988, pp. 229–234. ACM (1988)
34. Polzin, T., Vahdati Daneshmand, S.: Improved Algorithms for the Steiner Problem in Networks. *Discrete Applied Mathematics* **112**(1–3), 263–300 (2001)

35. Polzin, T., Vahdati Daneshmand, S.: Extending Reduction Techniques for the Steiner Tree Problem. In: Proc. of ESA 2002, *LNCS*, vol. 2461, pp. 795–807. Springer (2002)
36. Polzin, T., Vahdati Daneshmand, S.: On Steiner trees and minimum spanning trees in hypergraphs. *Operations Research Letters* **31**(1), 12–20 (2003)
37. Prömel, H.J., Steger, A.: RNC-Approximation Algorithms for the Steiner Problem. In: Proc. of STACS 1997, *LNCS*, vol. 1200, pp. 559–570. Springer (1997)
38. Rayward-Smith, V.J.: The Computation of Nearly Minimal Steiner Trees in Graphs. *Int. Journal of Math. Education in Science and Technology* **14**(1), 15–23 (1983)
39. Robins, G., Zelikovsky, A.: Tighter Bounds for Graph Steiner Tree Approximation. *SIAM Journal on Discrete Mathematics* **19**(1), 122–134 (2005)
40. Shore, M.L., Foulds, L.R., Gibbons, P.B.: An Algorithm for the Steiner Problem in Graphs. *Networks* **12**(3), 323–333 (1982)
41. Takahashi, H., Matsuyama, A.: An Approximate Solution for the Steiner Problem in Graphs. *Mathematica Japonica* **24**, 573–577 (1980)
42. Vygen, J.: Faster algorithm for optimum Steiner trees. *Information Processing Letters* **111**, 1075–1079 (2011)
43. Warne, D.M.: Spanning Trees in Hypergraphs with Application to Steiner Trees. Ph.D. thesis, University of Virginia (1998)
44. Wong, R.: A Dual Ascent Approach for Steiner Tree Problems on a Directed Graph. *Mathematical Programming* **28**, 271–287 (1984)
45. Zelikovsky, A.: An $11/6$ -Approximation Algorithm for the Steiner Problem on Graphs. *Annals of Discrete Mathematics* **51**, 351–354 (1992)
46. Zelikovsky, A.: A Faster Approximation Algorithm for the Steiner Tree Problem in Graphs. *Information Processing Letters* **46**(2), 79–83 (1993)
47. Zelikovsky, A.: An $11/6$ -Approximation Algorithm for the Network Steiner Problem. *Algorithmica* **9**(5), 463–470 (1993)
48. Zelikovsky, A.: Better Approximation Bounds for the Network and Euclidean Steiner Tree Problems. Tech. Rep. CS-96-06, University of Virginia (1995)