

PCC: Re-architecting Congestion Control for Consistent High Performance

Mo Dong*, Qingxi Li*, Doron Zarchy**, P. Brighten Godfrey*, and Michael Schapira**

*University of Illinois at Urbana-Champaign

**Hebrew University of Jerusalem

ABSTRACT

More than two decades after its inception, TCP and its variants still suffer from poor performance in many real-world network conditions. We argue that the root cause for this situation is a fundamental architectural design deficiency: hardwiring packet-level events (e.g., packet losses) to control responses. Jumping out of this architectural deficiency, we propose Performance-oriented Congestion Control (PCC), a new congestion control architecture in which each sender controls its sending rate based on *empirically observed* performance metrics. We show through large-scale experiments that PCC provides robustly and significantly improved performance across multiple real-world scenarios. We also prove and experimentally show that, despite individual senders' selfishness, PCC converges to a fair equilibrium which is even better than TCP can achieve. PCC's feasibility of deployment makes it a promising direction to achieve high performance rate control and we outline a future research and deployment agenda to realize this potential.

1. INTRODUCTION

In the roughly 25 years since its deployment, TCP's congestion control architecture has been notorious for degraded performance in numerous real-world scenarios. TCP performs poorly on lossy links, penalizes high-RTT flows, has difficulty utilizing high bandwidth-delay product (BDP) connections, can collapse in an incast [12] scenario and incurs very high latency with bufferbloat [14] in the network.

Solutions requiring in-network hardware or protocol changes like [18] have rarely seen widespread deployment. More commonly, numerous end-host-based protocol "patches" have addressed problems in specific network conditions such as high BDP links [16, 25], satellite links [11, 21], data center networks [10, 28], wireless and lossy links [19, 20], etc. Although they use distinct congestion control algorithms, all these TCP variants inherit the same TCP-based congestion control architecture: hardwiring certain packet-level events (e.g. packet loss) directly to certain control responses (e.g. halving the window size) which we refer to as **hardwired mapping**. Each TCP variant comes with different hardwired mapping, but the architecture itself is unchanged.

Despite the large number of TCP variants, the fundamen-

tal problem remains largely unsolved: achieving **consistently high performance over complex real-world network conditions**. The very fact that there are so many TCP variants indicates that each is only a point solution: they yield better performance under specific network conditions, but break in others. Worse, we found through real-world experiments that in many cases the **performance of these special variants is still quite far from optimal even in the network conditions towards which they are specially engineered**. For example, TCP CUBIC, optimized for high BDP links, commonly operates $10\times$ away from optimal throughput on the commercial Internet. TCP optimized for lossy and long RTT links (Hybla, Illinois) achieves $17\times$ lower throughput than optimal. We found it surprising that moving data across the network, which so many applications' performance depends on, still suffers from such degraded performance.

Moreover, we believe this severe problem is **fundamentally unsolvable with the hardwired mapping architecture** due to its incapability of handling complex modern networks. The design rationale behind TCP's hardwired mapping is to make assumptions about the packet-level events. When seeing a packet-level event, TCP *assumes* the network is in a certain state and thus tries to optimize the performance by triggering a predefined control behavior as response to that *assumed* network state. However, in real network, the observed packet-level events are often not a result of the assumed network condition. When this assumed link breaks, TCP still mechanically carries out the mismatched control response and severely degraded performance follows. **Further, it is fundamentally hard to map the packet-level event to an "always optimal" control response**. Take an event-control pair from textbook TCP as an example: a packet loss halves the congestion window size. TCP assumes that the packet loss event indicates congestion in the network. When the assumption is violated, halving the window size will cause severe performance degradation (e.g. if loss is random, rate should stay the same or increase). More importantly, the actual optimal response (i.e. decrease rate or increase? by how much?) is highly sensitive to conditions including random loss, router buffer size, competing flows' RTT and so on as discussed more in § 2.1. Therefore, it is

fundamentally hard to formulate a hardwired mapping that is always optimal in a complex real-world network.

Even the recently proposed TCP exMachina (Remy) [27] still follows TCP’s architecture: it generates a TCP-like event-control hardwired mapping optimized for a set of assumed network conditions. This helps improve performance over human design, but when real network conditions deviate from the input model (e.g. the number of concurrent senders exceeds the expected value), performance still degrades.

To solve this problem, we rethink congestion control architecture and propose Performance-oriented Congestion Control (PCC). PCC continuously observes meaningful *performance metrics* (e.g. throughput, loss rate, latency and etc.) and quickly learns the best strategy to improve its *utility* (e.g. high throughput and low loss rate) over time. PCC achieves much higher and more consistent performance than TCP because it does not use a hardwired event-control mapping based on often-invalid assumptions. Instead, it directly observes the performance outcome of its actions and learns to “track” the optimal rate that maximizes utility. Though PCC has no notion of fairness in its design, competing PCC senders provably converge to a fair equilibrium with a widely applicable utility function. Though being a fundamental shift in architecture, PCC has minimal barrier for deployment: no hardware or protocol change is required and only replacing the sender-side rate control algorithm is sufficient.

We evaluated a PCC prototype in large-scale and real-world network environments. Without any tweak of its control algorithm, PCC significantly beats or at least matches *specially engineered* TCPs on challenging network environments: **a.** the wild and complex conditions of the real Internet (median $5.52\times$ higher throughput than TCP CUBIC), **b.** satellite links ($17\times$ higher than Hybla), **c.** Incast scenario in data centers (performance similar to ICTCP [28] without special-purpose receiver-side mechanisms), **d.** Unequal RTT (PCC is an architectural cure to TCP’s RTT unfairness). We also show that PCC achieves more stable convergence and better fairness than TCP. With this evidence that PCC opens up a promising direction towards consistent high performance congestion control architecture, we outline a future research agenda including control algorithm design, theoretical analysis and real-world deployment.

2. PCC ARCHITECTURE

2.1 Performance-oriented Rate Control

Fig. 1 is a side-by-side comparison of the PCC and TCP architectures. TCP controls its sending rate based on hardwired mapping, which often causes performance to collapse when the design-time assumptions do not match the real-world scenario. Unlike TCP, PCC aggregates all packet-level feedback events into meaningful performance metrics, including throughput, loss rate, and latency, and then combines these metrics with a *utility function*, which summarizes these metrics into a single number describing an application-level performance objective. As the sender changes sending

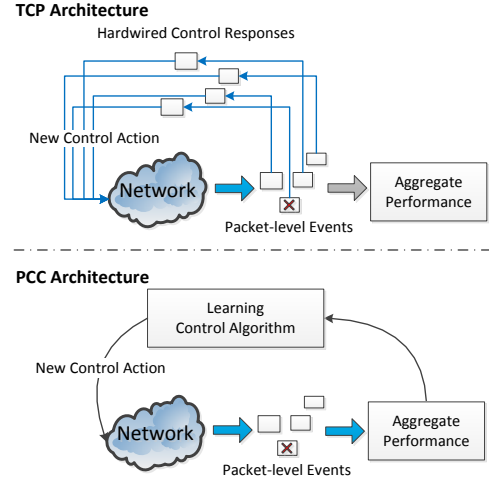


Figure 1: The TCP and PCC architectures compared.

rate over time, it sees a stream of (sending rate, resulting utility) pairs. This stream is fed to an online learning control algorithm, which selfishly adjust the sending rate to maximize the utility. This process goes on iteratively as new (sending rate, utility) pairs arrive. *The key is that where TCP takes a guess and “crosses its fingers”, PCC learns the action that empirically improves performance.*

Example: We consider a sender with the objective of high throughput and low loss rate, and examine its response to a packet loss when using TCP’s hardwired mapping architecture and PCC respectively. Textbook TCP halves the sending rate and it is well known that this will often waste bandwidth (e.g. if the network is high BDP). However, finding the actual optimal control response is fundamentally hard, because the optimal action is sensitive to concrete network conditions: (a) If there is barely any congestion and the packet loss is only due to a router buffer overflow, backing off a little bit may be sufficient. (b) If there is a competing flow with similar RTT, reducing rate by 50% still is the correct control response to achieve fairness. (c) If the competing flow has relatively long RTT, rate should be reduced more than 50%. (d) In fact, sending rate may not need to be decreased, but should increase if packet loss is random due to an unreliable link. To sum up, for the same packet-level events, one control response optimal under one network scenario can decimate performance in even a slightly different scenario.

Unlike TCP, PCC continuously aggregates all packet-level events to compute a performance objective (high throughput and low loss rate). In the scenario of high BDP link with light congestion (a), the sender will tightly track the optimal sending rate (available bandwidth) because as soon as it deviates from that point, it will see that performance decreases. If there is a competing flow (b and c), because PCC’s control is based on performance, they will converge to a equal utility point regardless of relative RTT as we will prove (§ 2.2) and experimentally show (§ 4.2). When the packet losses are random (d), PCC will realize that lower rate in fact results

in lower utility (lower throughput, same loss rate). It will then increase the sending rate to get higher utility. Therefore, PCC effectively “adapts to survive” under different network conditions by automatically taking different actions to seemingly the same packet-level events without needing built-in consideration for any specific network scenario.

2.2 Fairness and Convergence

Each PCC sender optimizes its utility function value based only on locally observed performance metrics. Therefore, PCC’s control is selfish in nature. However, local selfishness does not indicate loss of global stability, convergence and fairness. We outline the proof (due to space limit) that with a certain kind of “safe” utility function and a simple control algorithm, selfish senders will voluntarily converge to the fair rate equilibrium.

We assume n PCC senders $1, \dots, n$ send traffic across a bottleneck link of capacity $C > 0$. Each PCC sender i chooses a sending rate to optimize its utility function u_i . We choose a utility function expressing the common application-level goal of “high throughput and low loss rate”:

$$u_i(x) = T_i(x) \cdot \text{Sigmoid}(L(x) - 0.05) - x_i \cdot L(x)$$

where $x = (x_1, \dots, x_n)$ is a global state of sending rates, $L(x) = \max\{0, 1 - \frac{C}{\sum_j x_j}\}$ is the per-packet loss probability, $T_i(x) = x_i(1 - L(x))$ is sender i ’s throughput, and $\text{Sigmoid}(y) = \frac{1}{1+e^{-\alpha y}}$ for some $\alpha > 0$, to be chosen later.

The above utility function is derived from a simpler starting point: $u_i(x) = T_i(x) - x_i \cdot L(x)$, i.e., i ’s throughput minus its packet loss rate, which captures i ’s natural desire to maximize its throughput while minimizing its packet loss rate. However, this utility function will make loss rate approach 50% when the number of competing senders increases. Therefore, we add the sigmoid function here as a “cut-off”. When α is “big enough”, i.e., $L(x) > 0.05$, $\text{Sigmoid}(L(x) - 0.05)$ will rapidly get closer to 0, leading to a negative utility for the sender. Thus, we are setting a barrier that caps the overall loss rate at about 5%.

THEOREM 1. *When $\alpha \geq \max\{2.2(n-1), 100\}$, there exists a unique stable state of sending rates x_1^*, \dots, x_n^* and, moreover, this state is fair, i.e., $x_1^* = x_2^* = \dots = x_n^*$.*

To prove Theorem 1, we first prove that $\sum_j x_j$ will always be restricted to the region of $(C, \frac{20C}{19})$. Under this condition, our setting can be formulated as a concave game [24]. This enables us to use properties of concave games to conclude that a unique rate equilibrium exists and is fair, i.e. $x_1^* = x_2^* = \dots = x_n^*$. Note that while the theorem depends on α , in practice α can be set to a large value.

Next, we show that a simple control algorithm can converge to that equilibrium. At each time step t , sender j updates its sending rate according to $x_j^{t+1} = x_j^t(1 + \varepsilon)$ if $u_j(x_j^t(1 + \varepsilon), x_{-j}^t) > u_j(x_j^t(1 - \varepsilon), x_{-j}^t)$, and $x_j^{t+1} = x_j^t(1 - \varepsilon)$ otherwise, where x_{-j} denotes the sending rate of all senders except for j , and $\varepsilon > 0$ is a small number

($\varepsilon = 0.01$ in our experiments). This analysis assumes instant performance observations which we believe is a reasonable starting point for theoretical analysis; we will discuss in § 3 a practical adaptation of the algorithm.

THEOREM 2. *If all senders follow the above control algorithm, for every sender j , x_j converges to the domain $(\hat{x}(1 - \varepsilon), \hat{x}(1 + \varepsilon))$, where \hat{x} denotes the sending rate in the unique stable state.*

It might seem surprising that PCC uses *multiplicative* rate increase and decrease, yet achieves convergence and fairness. The intuition behind this is that when sender j is sending at $x_j > \hat{x}$, due to the fact that the utility function is concave, the loss factor dominates utility and its utility will increase by decreasing sending rate, no matter whether it is using MIMD or not. A similar argument applies for $x_j < \hat{x}$. However, the minimal increase/decrease factor of $1 \pm \varepsilon$ means the actual convergence point will be within this factor of the unique stable state.

2.3 Deployment Scenarios

Although it is a fundamental architectural shift, PCC has low barrier for deployment: it can be seen as a drop-in replacement of TCP’s sender-side rate control logic and leaves the protocol and all other logic (e.g. handshaking and SACK) unchanged. PCC does not require any router support or introduce any new packet format in the data plane.

The remaining concern is how PCC safely replaces and interacts with TCP. We observe that there are many scenarios where critical applications suffer severely from TCP’s poor performance and PCC can be safely deployed by *fully replacing* or *being isolated from* TCP. First, **when a network resource is owned by a single entity** or can be reserved for it, the owner can replace TCP entirely with PCC. For example, some Content Delivery Network (CDN) providers use dedicated network infrastructure to move large amounts of data across continents [3, 4], and scientific institutes can reserve bandwidth for exchanging huge scientific data globally [13]. Second, PCC can be used in challenging network conditions **where per-user or per-tenant resource isolation is enforced** by the network. Satellite Internet providers are known to use per-user bandwidth isolation to allocate the valuable bandwidth resource [7]. For data centers with per-tenant resource isolation [15, 22, 23], an individual tenant can use PCC safely within its virtual network to address problems such as incast and improve data transfer performance on inter-data-center networks.

The above applications, where PCC can fully replace or is isolated from TCP, are a significant opportunity for PCC. But in fact, **PCC does not depend on any kind of resource isolation to work**. It is possible that many individual users will, due to its significantly improved performance, decide to deploy PCC in the public Internet where unfriendly interaction with TCP is unavoidable. However, this is not disastrous because PCC is *just another* TCP unfriendly practice

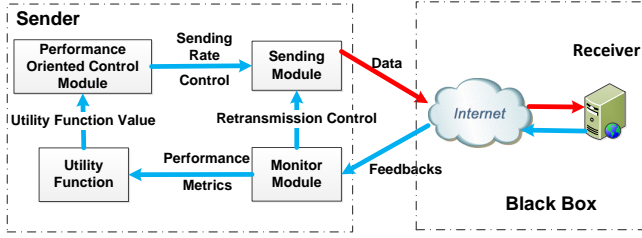


Figure 2: PCC prototype design

among so many existing ones and is actually more friendly than very commonly used selfish practices; see §4.3.

3. PROTOTYPE DESIGN

We implemented a prototype of PCC in user space on top of the TCP skeleton in the UDT [8] package. Fig. 2 depicts our prototype’s modularized software design. The high level flow of events is as follows. The Sending Module sends packets at a certain rate to the receiver. There is no notion of congestion window in PCC’s design: the Sending Module continuously transmits data at a rate selected by control module and will retransmit possibly lost packets (near the end of a flow) when a flow finishes. The Monitor Module observes selective ACKs from the receiver, informs the Sending Module of what packets should be retransmitted (like TCP), and periodically combines the observed packet-level events into performance metrics (throughput, loss rate, RTT, etc.) to pass to the Utility Function. This period of performance observation, called the *monitor period*, is also the period of the control cycle. To ensure there are enough packets in one monitor period, we set it to the maximum of (a) the time to send 10 data packets and (b) 1.7 RTTs with 0.5 RTT uniform-random variance. Though the control cycle is related to RTT and is not based on individual packet-level events, the convergence will not be affected by RTT and the convergence speed is similar to TCP as shown in 4.2. The Utility Function combines these performance metrics into a single numerical utility value using a “safe” utility function as discussed in (§2.2). The resulting (rate, utility) pair will be passed to the Performance-oriented Control Module, which dynamically adjusts the sending rate to maximize the utility. We next discuss the performance-oriented control module in more detail.

We propose a practical control algorithm with the gist of the simple control algorithm described in § 2.2.

Starting State: PCC starts at rate $2 \cdot MSS/RTT$ like TCP, and also uses exponential rate increase at each monitor period. When the utility function value decreases, PCC exits the starting state by returning to the previous rate which had higher utility (i.e., half the rate) and enters the *Decision Making State*. PCC could use other more aggressive startup strategies, but such tweaks could be applied to TCP as well.

Decision Making State: Assume PCC is currently in the decision making state at rate r . To decide the direction and amount to change its rate, PCC conducts a pair of “experiments”: it attempts a slightly higher rate $r(1+\epsilon)$ and slightly

lower rate $r(1-\epsilon)$, each for one monitor period, in random order. PCC could simply pick whichever rate empirically resulted in higher utility. However, random fluctuation in network conditions could result in a noisy decision and ultimately less stable behavior. To reduce that error, PCC conducts a *second* such experiment-pair, resulting in a total of four utility measurements, which we denote as $U_1^+, U_1^-, U_2^+, U_2^-$. If the higher rate consistently has higher utility ($U_i^+ > U_j^- \forall i, j$), then PCC adjusts its sending rate to $r_{new} = r(1+\epsilon)$; and if the lower rate consistently has higher utility then PCC picks $r_{new} = r(1-\epsilon)$. However, if the results are inconclusive, PCC stays at its current rate r and re-enters the Decision Making State with larger experiment granularity: $\epsilon = \epsilon + \epsilon_{min}$. The granularity starts from ϵ_{min} when it enters the decision making system for the first time and will increase up to ϵ_{max} if the process continues to be inconclusive. We believe this “A/B testing” technique gives PCC better convergence stability. In our experiments, we use $\epsilon_{min} = 0.01$ and $\epsilon_{max} = 0.05$. After making a decision, the control system will enter the *Rate Adjusting State*.

Rate Adjusting State: Assume the new rate after Decision Making is r_0 and $dir = \pm 1$ is the chosen moving direction. In each monitor period, PCC adjusts its rate in that direction faster and faster, setting the new rate r_n as:

$$r_n = r_{n-1} \cdot (1 + n \cdot \epsilon_{min} \cdot dir) \quad (1)$$

However, if $Utility(r_n) < Utility(r_{n-1})$, PCC decreases its rate to r_{n-1} and enters the *Decision Making State*.

4. FEASIBILITY STUDY

In this short paper, our goal is to determine whether or not the PCC architecture is feasible and therefore promising for future research. We pose three basic questions about the architecture and answer them experimentally. **§4.1:** Can PCC indeed achieve high performance under a broad range of real-world complex network conditions? **§4.2:** Can PCC achieve fairness and stable convergence despite its locally-selfish design? **§4.3:** Can PCC be deployed safely?

4.1 PCC is Robust to Challenging Conditions

We evaluate PCC’s performance under: the global commercial Internet; emulated satellite links; heterogeneous RTTs; and incast scenarios. In first three cases, PCC significantly outperforms specially engineered TCPs. We froze our code before experiments (i.e., no tweaking for different scenarios) and all experiments use the “safe” utility function of §2.2.

4.1.1 Big Data Transfer in the Wild

The wildness of the Internet is one of the best places to test whether PCC can achieve consistently high performance. We deploy PCC’s receiver on 85 globally distributed PlanetLab servers and the senders on 6 locations: five GENI [2] sites and our local server. The 510 sending-receiving pairs, as shown in Figure 3 renders a very diversified testing environment with BDP varying from 14.3 KB to 18 MB.

We first test PCC against TCP CUBIC, which is the default in Linux kernels $\geq 2.6.1$ and is also a special modifi-

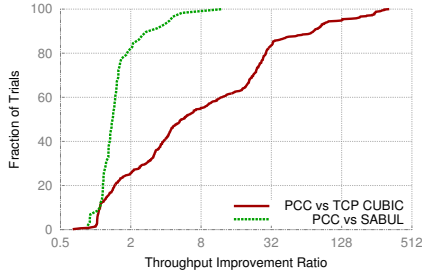


Figure 4: PCC's throughput improvement ratio over TCP CUBIC and SABUL

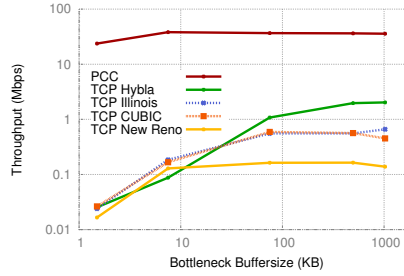


Figure 5: PCC outperforms special TCP modifications on emulated satellite links

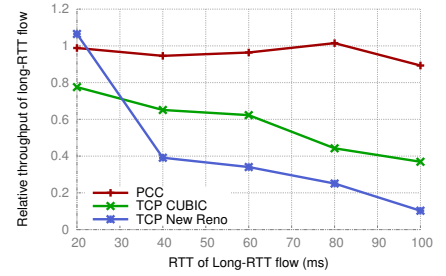


Figure 6: PCC achieves better RTT fairness compared to specially-engineered TCPs

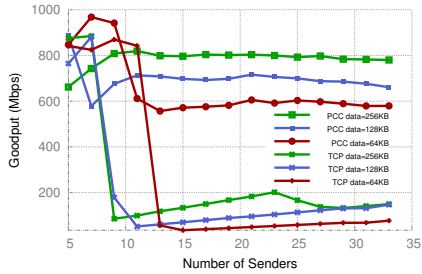


Figure 7: Goodput of PCC and TCP for different number of senders

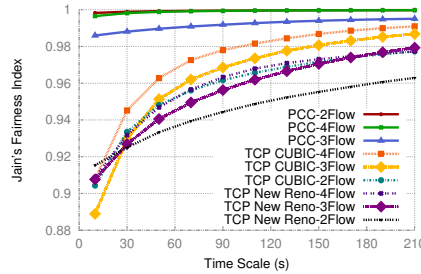


Figure 8: Comparison of Jain's index between PCC and TCP CUBIC

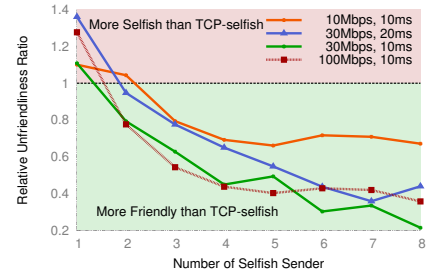


Figure 9: PCC's TCP unfriendliness is similar to common selfish practice

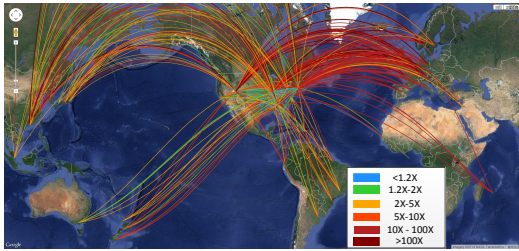


Figure 3: Large scale Internet experiment demonstrating PCC's performance improvement over TCP CUBIC

cation of TCP for high BDP links. For each sender-receiver pair, we run TCP iperf between them for 100 seconds, wait for 500 seconds and then run PCC for 100 seconds to compare their average throughput.

Fig. 4 shows the median improvement of PCC over TCP CUBIC is $5.52\times$ and on 41% of sending-receiver pairs, PCC yields $> 10\times$ higher throughput; more than $50\times$ is not rare and the improvement can be $300\times$. This is a conservative result because 4 GENI sites have Internet uplinks limited to only 100 Mbps. Thus, even TCP CUBIC, a special modification for high BDP links, fails to adapt to the complex real world networks and renders very poor performance.

We also compare PCC's performance against an award winning [8] transport protocol, SABUL, widely used for scientific data transfer. It contains many performance boosting techniques including packet pacing, available bandwidth measurement and random loss tolerance. However, SABUL still falls into the hardwired mapping architecture. We conduct experiments from our local server to 85 Planetlab nodes. As shown in Fig. 4, PCC improves throughput by $1.41\times$ on median, $1.86\times$ on average and $3.39\times$ in the 90th percentile.

We argue that the major part of performance gain is not due to PCC's TCP unfriendliness for the following reasons:

a. As shown in § 4.3, PCC is more TCP friendly than a bundle of 10 parallel TCP flows and 41% of the experiments show larger than $10\times$ improvement; **b.** If PCC often gains more than $10\times$ performance by crowding out TCP flows, it would imply the (presumably unlikely) consequence that most tested links were highly congested most of the time. **c.** PCC is less aggressive than SABUL: SABUL experiences 11.5% loss rate on average while PCC's is 3.1% and PCC still significantly outperforms SABUL.

4.1.2 Satellite Link

Satellite Internet is widely used for critical missions such as emergency and military communication and Internet access for rural areas. Unfortunately, TCP suffers from severely degraded performance on satellite links that have excessively long latency (600ms to 1500ms RTT [5]) and relatively high random loss rate [21]. To address this problem, special modifications of TCP (Hybla, Illinois) are proposed and even special infrastructure is built [6, 17].

We test PCC against TCP Hybla (widely used in real-world satellite communication), Illinois and CUBIC under an emulated satellite link on Emulab with parameters set from a real-world measurement of the WINDS satellite Internet system [21]. The satellite link has 800ms RTT, 42Mbps capacity and 0.74% random loss rate. As shown in Fig. 5, we vary the bottleneck buffer from 1.5KB to 1MB and compare PCC's average throughput against different TCP variants with 100-second runs each. Even with 1MB buffer, the widely-used TCP Hybla can only achieve 2.03Mbps which is $17\times$ worse than PCC. TCP Illinois, which is designed for non-congestion loss tolerance, performs $54\times$ worse than PCC with 1MB buffer. Moreover, PCC achieves 90% of optimal throughput even with only a 7.5KB buffer (5 packets) at the bottleneck.

4.1.3 Mitigating RTT unfairness

For unmodified TCP, short-RTT flows dominate long-RTT flows on throughput at points of congestion. Subsequent modifications of TCP such as TCP CUBIC or Hybla try to mitigate this problem by making the expansion of the congestion window independent of RTT. However, the modifications cause new problems like parameter tuning (Hybla) and even loss of TCP friendliness on high RTT links (CUBIC) [16]. PCC’s convergence is based on real performance, not control cycle and therefore, it acts as an architectural cure for the RTT unfairness problem. To demonstrate that, we set one short-RTT (10ms) and one long-RTT (varying from 20ms to 100ms) network path sharing the same bottleneck link of 100Mbit/s bandwidth and buffer size equal to the BDP of the short-RTT flow on Emulab. We let the long-RTT flow run first for 5s (letting it grab the bandwidth) and then let the short-RTT flow join to compete with the long-RTT flow for 500s and calculate the ratio of throughput between long-RTT and short-RTT flows. As shown in Fig. 6, long-RTT PCC flows can achieve much better resilience to short-RTT flows than TCP New Reno. When the long RTT is 100ms, the long-RTT flow using TCP new Reno achieves only 10% of the short-RTT flow, but PCC’s long-RTT flow comes close to 90% of the short-RTT flow. Moreover, even CUBIC cannot perform as well.

4.1.4 Incast

Moving from wide-area networks to a data center environment, we now investigate TCP incast [12], which happens in high bandwidth and low latency networks, when multiple senders send data to one receiver concurrently, causing dramatically reduced total throughput. To solve the TCP incast problem, many protocols have been proposed, including ICTCP [28] and DCTCP [10]. Here, we demonstrate PCC can achieve high performance under incast *without special-purpose algorithms*. We deployed PCC on Emulab [26] with 33 senders and 1 receiver.

Fig. 7 shows the goodput of PCC and TCP across various flow sizes and numbers of senders. Each point is the average of 15 trials. When incast congestion begins to happen with roughly ≥ 10 senders, PCC achieves roughly 60-80% of the maximum possible goodput, or 7-8 \times that of TCP. Note that ICTCP [28] also achieved roughly 60-80% goodput in a similar environment. Also, DCTCP’s goodput degraded as the number of senders increased [10], while PCC’s remains stable.

4.2 Convergence and Dynamic Behavior

In this section, we compare the convergence and stability of competing PCC flows with that of competing TCP flows (i.e. in each experiment, all flows run a single algorithm). We set up a dumbbell topology on Emulab with four senders and four receivers sharing a 30ms RTT, 100Mbps bottleneck link. Bottleneck router buffer size is set to be BDP to allow TCP CUBIC to reach full throughput and is simply left as the default for PCC’s convergence experiment (this is pessimistic: larger buffers make PCC even more stable).

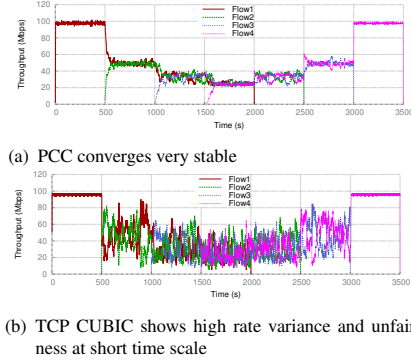


Figure 10: PCC converges much more stable than TCP CUBIC under FIFO queue

The data transmission of the four pairs initiates sequentially with a 500s interval and each pair transmits continuously for 2000s. Fig. 10 shows the dynamics of rate convergence for PCC and TCP respectively with 1s granularity. Selfishly competing PCC flows surprisingly converge much more stably than TCP which should converge well according to its design. Quantitatively, we compare PCC’s and TCP’s fairness ratio (Jain’s index) at different time scales in Fig. 8. **Selfishly competing PCC flows can even achieve better fairness than TCP.**

Though PCC controls sending rate by aggregated performance, it does not converge slowly. We let one flow start sending first for 20s and then the second flow initiates. We define the *convergence time* as the measured time (averaging over 10 runs) it takes for the two flow’s sending rate reach 10Mbps difference. TCP new Reno’s convergence time is 47.9s and PCC achieves *similar convergence time* as 43.1s. PCC converges slower than TCP CUBIC whose convergence time is 14.25s. However, CUBIC is unstable and diverges wildly later and we believe a better learning control algorithm can bridge the gap.

4.3 TCP friendliness

Opening parallel TCP connections is a very common selfish practice [1, 9] to overcome TCP’s poor performance. We found that PCC is more friendly to normal TCP than 10 parallel TCP connections are. We define *one selfish flow* as either a bundle of 10 parallel TCP flows, referred to as *TCP-selfish*, or a single PCC flow. We let one normal TCP flow compete with a varying number of *selfish flows* on a shared link. For a given number of selfish flows, we compute the ratio of the normal TCP’s average throughput over 100s when it competes with TCP-selfish and PCC respectively and we call this the “relative fairness ratio”. As shown in Figure 9, under various network conditions, when the number of selfish flow increases, PCC is actually more friendly than TCP-selfish and therefore, **PCC is actually safer to use in the commercial Internet than a technique in common use today.**

Moreover, simply using TCP-selfish cannot achieve consistently high performance and stability like PCC. For example, in the lossy satellite environment, TCP-selfish will still operate far from optimal and it is hard to decide how many

concurrent connections to use to achieve convergence and stability. Moreover, initiating parallel TCP connections also involves significant overhead in many applications.

5. CONCLUSION AND FUTURE WORK

This paper proposes a performance-oriented congestion control architecture and shows its promising potential towards a consistent high performance congestion control architecture. There are many interesting questions to be answered in future work including designing a better learning algorithm, further theoretical analysis of different utility functions, more experiments on real-world challenging network conditions and investigation of PCC's future large scale deployment path in the commercial Internet.

APPENDIX

A. PROOF OF CONVERGENCE

Consider the following environment: n PCC senders $1, \dots, n$ send traffic across a bottleneck link of capacity $C > 0$. Each PCC sender i chooses a sending rate so as to optimize its utility function u_i , where for every global configuration of sending rates $x = (x_1, \dots, x_n)$

$$u_i(x) = T_i(x) * \text{sigmoid}(L(x) - 0.05) - x_i * L(x)$$

where $L(x) = \max\{0, 1 - \frac{C}{\sum_j x_j}\}$ is the loss rate, $T_i(x) = x_i(1 - L(x))$ is sender i 's throughput, and $\text{sigmoid}(y) = \frac{1}{1+e^{\alpha y}}$ for some $\alpha > 0$, to be chosen later.

To understand the above utility function, consider first the following natural choice of utility function for sender i : $u_i(x) = T_i(x) - x_i * L(x)$, i.e., i 's throughput minus his packet loss rate. Observe that optimizing this utility function captures i 's natural desire to maximize its throughput while minimizing its packet loss rate. Intuitively, the sigmoid function here acts as a "cut-off" function. When α is "big enough", i.e., $L(x) > 0.05$, $\text{sigmoid}(L(x) - 0.05)$ will rapidly get closer to 0, leading to a negative utility for the sender. Thus, we are setting a barrier that caps the overall loss rate at about 5%.

A.1 Uniqueness of Stable Configuration

We show below that this careful choice of utility function to embed into PCC induces a unique stable configuration of sending rates, that is, a configuration of sending rates $x^* = (x_1^*, \dots, x_n^*)$ such that no single sender can improve its performance by changing its sending rate.

THEOREM 3. *When $\alpha \geq \max\{2.2(n-1), 100\}$, there exists a unique stable configuration of sending rates x_1^*, \dots, x_n^* and, moreover, this configuration is fair, i.e., $x_1^* = x_2^* = \dots = x_n^*$.*

We focus below on the scenario that $n \geq 3$, that is, that there are at least three senders. The proofs for one-sender and two-sender scenarios rely on simpler arguments and are omitted.

We now present the two claims regarding the total sum of sending rates $\sum_j x_j$:

CLAIM 1. *If $\sum_j x_j \leq C$ or $\sum_j x_j > \frac{20C}{19}$ then (x_1, \dots, x_n) is not a stable configuration of sending rates.*

To see why $\sum_j x_j < C$ implies no a stable configuration, consider a specific sender i , observe that when the sum of sending rates is strictly less than the link capacity, then according to the definition of i 's utility function, i 's utility is simply its sending rate (as there is no loss). Hence, i can achieve better performance by increasing its transmission rate without exceeding the capacity. More elaborate arguments show the other cases also imply unstable configurations.

LEMMA 1. *There exists a unique stable configuration (x_1, \dots, x_n) such that $C < \sum_j x_j < \frac{20C}{19}$.*

Observe that the combination of the above statements indeed implies the existence and uniqueness of a stable configuration. To prove lemma 1, we draw an interesting connection between our setting and the class of so called "concave games", first presented by Rosen [24]. Specifically, we prove that when $\sum_j x_j$ is restricted to the region $(C, \frac{20C}{19})$, our setting can be formulated as a concave game. This enables us to use machinery developed in the context of such games (namely, Theorem 6 in [24]) to conclude that a unique stable configuration (or, equivalently, a Nash equilibrium) exists. We refer the reader to the full proof for the technical details.

To show that the unique stable configuration x^* is fair, suppose, for point of contradiction, that there exist two senders, i and j , such that $x_i^* \neq x_j^*$. Observe, however, that as all senders have the same utility function, the configuration obtained from x^* by setting the sending rates of sender i to be x_j^* and the sending rate of sender j to be x_i^* must also be stable - a contradiction to the uniqueness of x^* . Thus, $x_1^* = x_2^* = \dots = x_n^*$.

A.2 Convergence

To capture the dynamic of the senders' strategies described by PCC, we use GIGA (Generalized Infinitesimal Gradient Ascent), a continuous version of PCC where the step of each sender can be infinitesimally small instead of a fixed small step. The analysis of GIGA is essentially the same as PCC. According to GIGA, at each time step t , each sender i updates his sending rate according to: $x_i^t = x_i^{t-1} + \frac{1}{\sqrt{t}} \frac{\partial u_i(x^{t-1})}{\partial x_i}$.

THEOREM 4. *If all senders follow GIGA then the global configuration converge at the unique stable configuration.*

Note that theorem 4 does not assume any initial configuration of sending rates, or any dynamics (senders can enter and leave the system). Let $\Delta(x^t)$ denote $\sum_i \frac{\partial u_i(x^t)}{\partial x_i}$. The key step to prove theorem 4 is to use Rosen's theorem [] which implies that for any concave game, if $\Delta(x^t)$ approaches 0, then GIGA (or procedure like) converge to the unique stable

configuration. Hence, we need to show that as t approaches infinity:

1. $\Sigma_j x_j^t \in (C, \frac{20C}{19})$.
2. $\Delta(x^t)$ approaches 0.

We prove this by showing that $\lim_{t \rightarrow \infty} \Sigma_j x_j^t = \Sigma_j x_j^*$. The first condition now follows immediately since $\Sigma_j x_j^*$ and its surrounding neighborhood is in $(C, \frac{20C}{19})$. Regarding the second condition, we show that $\Delta(x)$ is a function of $\Sigma_j x_j$, i.e., we can write $\Delta(x) = f(\Sigma_j x_j)$ for some function f . Therefore,

$$\lim_{t \rightarrow \infty} \Delta(x^t) = \lim_{t \rightarrow \infty} f(\Sigma_j x_j^t) = f(\Sigma_j x_j^*) = \Delta(x)|_{x=x^*} = 0$$

where the right equation is followed by the fact that in stable configuration $\frac{\partial u_i(x)}{\partial x_i} = 0$ for all i . Thus, $\lim_{t \rightarrow \infty} \Delta(x^t) = 0$.

B. REFERENCES

- [1] FlashGet. flashget.com.
- [2] GENI testbed. <http://www.geni.net/>.
- [3] Level 3 Bandwidth Optimizer. <http://goo.gl/KFQ3aS>.
- [4] Limelight Orchestrator(TM) Content Delivery. <http://goo.gl/M5oHnV>.
- [5] Satellite link latency. <http://goo.gl/xnqCih>.
- [6] TCP accelerate on satellite link. <http://goo.gl/E6q6Yf>.
- [7] TelliShape per-user traffic shaper. <http://tinyurl.com/pm6hqrh>.
- [8] UDT: UDP-based data transfer. udt.sourceforge.net.
- [9] wxDownload Fast. dfast.sourceforge.net.
- [10] M. Alizadeh, A. Greenberg, D. Maltz, J. Padhye, P. Patel, B. Prabhakar, S. Sengupta, and M. Sridharan. Data center tcp (DCTCP). *Proc. ACM SIGCOMM*, May 2010.
- [11] C. Caini and R. Firrincieli. TCP Hybla: a tcp enhancement for heterogeneous networks. *International Journal of Satellite Communications and Networking*, 2004.
- [12] Y. Chen, R. Griffith, J. Liu, R. H. Katz, and A. D. Joseph. Understanding tcp incast throughput collapse in datacenter networks. *Proc. ACM SIGCOMM Workshop on Research on Enterprise Networking*, 2009.
- [13] ESnet. Virtual Circuits (OSCARS), May 2013. <http://goo.gl/qKVOnS>.
- [14] J. Gettys and K. Nichols. Bufferbloat: Dark buffers in the internet. December 2011.
- [15] S. Gutz, A. Story, C. Schlesinger, and N. Foster. Splendid isolation: a slice abstraction for software-defined networks. *Proc. ACM SIGCOMM Workshop on Hot Topics in Software Defined Networking*, 2012.
- [16] S. Ha, I. Rhee, and L. Xu. CUBIC: a new TCP-friendly high-speed TCP variant. *Proc. ACM SIGOPS*, 2008.
- [17] Y. Hu and V. Li. Satellite-based internet: a tutorial. *Communications Magazine*, 2001.
- [18] D. Katabi, M. Handley, and C. Rohrs. Congestion control for high bandwidth-delay product networks. *Proc. ACM SIGCOMM*, August 2002.
- [19] S. Liu, T. Başar, and R. Srikant. Tcp-illinois: A loss-and delay-based congestion control algorithm for high-speed networks. *Performance Evaluation*, 65(6):417–440, 2008.
- [20] S. Mascolo, C. Casetti, M. Gerla, M. Sanadidi, and R. Wang. Tcp westwood: Bandwidth estimation for enhanced transport over wireless links. 2001.
- [21] H. Obata, K. Tamehiro, and K. Ishida. Experimental evaluation of TCP-STAR for satellite Internet over WINDS. 2011.
- [22] L. Popa, G. Kumar, M. Chowdhury, A. Krishnamurthy, S. Ratnasamy, and I. Stoica. Faircloud: Sharing the network in cloud computing. *Proc. ACM SIGCOMM*, August 2012.
- [23] L. Popa, P. Yalagandula, S. Banerjee, J. C. Mogul, Y. Turner, and J. R. Santos. Elasticswitch: Practical work-conserving bandwidth guarantees for cloud computing. *Proc. ACM SIGCOMM*, August 2013.
- [24] J. Rosen. Existence and uniqueness of equilibrium point for concave n-person games. *Econometrica*, 1965.
- [25] D. Wei, C. Jin, S. Low, and S. Hegde. FAST TCP. *IEEE/ACM Trans. Networking*, December 2006.
- [26] B. White, J. Lepreau, L. Stoller, R. Ricci, G. Guruprasad, M. Newbold, M. Hibler, C. Barb, and A. Joglekar. An integrated experimental environment for distributed systems and networks. *Proc. OSDI*, December 2002.
- [27] K. Winstein and H. Balakrishnan. Tcp ex machina: Computer-generated congestion control. *Proc. ACM SIGCOMM*, 2013.
- [28] H. Wu, Z. Feng, C. Guo, and Y. Zhang. ICTCP: Incast congestion control for TCP in data center networks. *Proc. CoNEXT*, 2010.