

A fast algorithm for computing irreducible triangulations of closed surfaces in \mathbb{E}^d

Suneeta Ramaswami^{a,1}, Marcelo Siqueira^{b,2,*}

^a*Rutgers University, Department of Computer Science, 227 Penn Street, BSB Room 321, Camden, NJ 08102-1656, USA*

^b*Universidade Federal do Rio Grande do Norte, Departamento de Matemática, CCET Sala 70, Natal, RN 59078-970, Brazil*

Abstract

We give a fast algorithm for computing an irreducible triangulation \mathcal{T}' of an oriented, connected, boundaryless, and compact surface \mathcal{S} in \mathbb{E}^d from any given triangulation \mathcal{T} of \mathcal{S} . If the genus g of \mathcal{S} is positive, then our algorithm takes $\mathcal{O}(g^2 + gn)$ time to obtain \mathcal{T}' , where n is the number of triangles of \mathcal{T} . Otherwise, \mathcal{T}' is obtained in linear time in n . While the latter upper bound is optimal, the former upper bound improves upon the currently best known upper bound by a $\lg n/g$ factor. In both cases, the memory space required by our algorithm is in $\Theta(n)$.

Keywords: Irreducible triangulations, link condition, edge contractions
2010 MSC: 05C10, 68U05

1. Introduction

2 Let \mathcal{S} be a compact surface with empty boundary. A triangulation of \mathcal{S}
 4 can be viewed as a “polyhedron” on \mathcal{S} such that each face is a triangle with
 6 three distinct vertices and the intersection of any two distinct triangles is either
 8 empty, a single vertex, or a single edge (including its two vertices). A classical
 10 result from the 1920s by Tibor Radó asserts that every compact surface with
 12 empty boundary (i.e., usually called a *closed surface*) admits a triangulation [1].
 Let e be any edge of a triangulation \mathcal{T} of \mathcal{S} . The *contraction* of e in \mathcal{T} consists of
 contracting e to a single vertex and collapsing each of the two triangles meeting
 e into a single edge (see Figure 3). If the result of contracting e in \mathcal{T} is still a
 triangulation of \mathcal{S} , then e is said to be *contractible*; else it is *non-contractible*.
 A triangulation \mathcal{T} of \mathcal{S} is said to be *irreducible* if and only if every edge of \mathcal{T}

*Corresponding author

Email addresses: rsuneeta@camden.rutgers.edu (Suneeta Ramaswami),
 mfsiqueira@mat.ufrn.br (Marcelo Siqueira)

¹Partially supported by NSF grant CCF-0830589

²Partially supported by CNPq Grant 305845/2012-8 and CNPq Grant 486951/2012-0

is non-contractible. Barnette and Edelson [2] showed that all closed surfaces
14 have finitely many irreducible surfaces. More recently, Boulch, de Verdière, and
Nakamoto [3] showed the same result for compact surfaces with a nonempty
16 boundary.

Irreducible triangulations have proved to be an important tool for tack-
18 ling problems in combinatorial topology and discrete and computational ge-
ometry. The reasons are two-fold. First, all irreducible triangulations of any
20 given compact surface form a “basis” for all triangulations of the same sur-
face. Indeed, every triangulation of the surface can be obtained from at least
22 one of its irreducible triangulations by a sequence of *vertex splittings* [4, 5],
where the vertex splitting operation is the inverse of the edge contraction op-
24 eration (see Figure 3). Second, some problems on triangulations can be solved
by considering irreducible triangulations only. In particular, irreducible trian-
26 gulations have been used for proving the existence of geometric realizations (in
some \mathbb{E}^d) of triangulations of certain surfaces, where \mathbb{E}^d is the d -dimensional
28 Euclidean space [6, 7], for studying properties of diagonal flips on surface tri-
angulations [8, 9, 10, 11, 12], for characterizing the structure of flexible trian-
30 gulations of the projective plane [13], and for finding lower and upper bounds
for the maximum number of cliques in an n -vertex graph embeddable in a given
32 surface [14]. Irreducible triangulations are also “small”, as their number of ver-
tices is at most linear in the genus of the surface [15, 3]. However, the number
34 of vertices of all irreducible triangulations of the same surface may vary, while
any irreducible triangulation of smallest size (known as *minimal*) has $\Theta(\sqrt{g})$
36 vertices if the genus g of the surface is positive [16].

The sphere has a unique irreducible triangulation, which is the boundary of
38 a tetrahedron [17]. The torus has exactly 21 irreducible triangulations, whose
number of vertices varies from 7 to 10 [18]. The projective plane has only two
40 irreducible triangulations, one with 6 vertices and the other with 7 vertices [19].
The Klein bottle has exactly 29 irreducible triangulations with number of ver-
42 tices ranging from 8 to 11 [20]. Sulanke devised and implemented an algorithm
for generating all irreducible triangulations of compact surfaces with empty
44 boundary [5]. Using this algorithm, Sulanke rediscovered the aforementioned
irreducible triangulations and generated the complete sets of irreducible trian-
46 gulations of the double torus, the triple cross surface, and the quadruple cross
surface.

48 The idea behind Sulanke’s algorithm is to generate irreducible triangula-
tions of a surface by modifying the irreducible triangulations of other surfaces
of smaller Euler genres (the Euler genus of a surface equals the usual genus for
50 nonorientable surfaces, and equals twice the usual genus for orientable surfaces).
The modifications include vertex splittings and the addition of handles, cross-
52 caps, and crosshandles. Unfortunately, the lack of a known upper bound on the
number of vertex splittings required in the intermediate stages of the algorithm
54 prevented Sulanke from establishing a termination criterion for all surfaces. Fur-
thermore, his algorithm is impractical for surfaces with Euler genus ≥ 5 , as his
56 implementation could take centuries to generate the quintuple cross surface on
a cluster of computers with an average CPU speed of 2GHz [5]. To the best
58

of our knowledge, no similar algorithm for compact surfaces with a nonempty
60 boundary exists.

1.1. Our contribution

62 Here, we give an algorithm for a problem closely related to the one described
above: *given any triangulation \mathcal{T} of a compact surface \mathcal{S} with empty boundary,*
64 *find one irreducible triangulation, \mathcal{T}' , of \mathcal{S} from \mathcal{T} .* In particular, if the genus
 g of \mathcal{S} is positive, then we show that \mathcal{T}' can be computed in $\mathcal{O}(gn + g^2)$ time,
66 where n is the number of triangles of \mathcal{T} . Otherwise, \mathcal{T}' can be computed in
 $\mathcal{O}(n)$ time, which is optimal. In either case, the space requirement is in $\Theta(n)$.
68 To the best of our knowledge, the previously best known (time) upper bound
is $\mathcal{O}(n \lg n + g \lg n + g^4)$ for the algorithm given by Schipper in [4]. In his
70 complexity analysis, Schipper assumed that g is a constant depending only on
 \mathcal{S} , and thus stated the upper bound as $\mathcal{O}(n \lg n)$. While it is true that g is an
72 intrinsic feature of \mathcal{S} , we may have $m \in \Theta(\sqrt{g})$ [16], where m is the number of
vertices of \mathcal{T} , which implies that $n \in \Theta(g)$ (see Section 2). Thus, we state the
74 time bounds in terms of both g and n . Since our algorithm can more efficiently
generate *one* irreducible triangulation from any given triangulation of \mathcal{S} , it can
76 potentially be used as a “black-box” by a fast and alternative method (to that
of Sulanke’s) for generating *all* irreducible triangulations of any given surface.

1.2. Application to the triquad conversion problem

78 The algorithm for computing irreducible triangulations described here was
recently incorporated into an innovative and efficient solution [21] to the problem
80 of converting a triangulation \mathcal{T} of a closed surface into a quadrangulation with
the same set of vertices as \mathcal{T} (known as the *triquad conversion* problem [22]).
82 This new solution takes $\mathcal{O}(gn + g^2)$ time, where n is the number of triangles
of \mathcal{T} , to produce the quadrangulation if the genus g of the surface is positive.
84 Otherwise, it takes linear time in n . The solution improves upon the approach
of computing a perfect matching on the dual graph of \mathcal{T} , for which the best
86 known upper bound is $\mathcal{O}(n \lg^2 n)$ amortized time [23]. In [21], the new solution
is experimentally compared with two simple greedy algorithms [24, 25] and
88 the approach based on the algorithm in [23]. It outperforms the approaches
in [24, 25, 23] whenever n is sufficiently large and $g \ll n$, which is typically the
90 case for triangulations used in computer graphics and engineering applications.
92 We hope that the solution in [21] to the triquad conversion problem increases
the practical interest for algorithms to compute irreducible triangulations of
94 surfaces.

1.3. Organization

96 The remainder of this paper is organized as follows: Section 2 introduces
the notation, terminology and basic definitions used throughout the paper. Sec-
98 tion 3 reviews prior work on algorithms for computing irreducible triangulations
and related algorithms (e.g., algorithms for mesh simplification). Section 4 de-
100 scribes our proposed algorithm in detail, and analyzes its time and space com-
plexities. Section 5 presents an experimental comparison of the implementation

102 of three algorithms for computing irreducible triangulations: ours; a random-
 103 ized, brute-force algorithm; and the one proposed by Schipper in [4]. Finally,
 104 section 6 summarizes our main contributions, and discusses future research di-
 105 rections.

106 2. Notation, terminology, and background

Let \mathbb{E}^d denote the d -dimensional Euclidean (affine) space over \mathbb{R} , and let \mathbb{R}^d
 108 denote the associated vector space of \mathbb{E}^d . A subset of \mathbb{E}^d that is homeomorphic
 109 to the open unit interval, $\mathbb{B}^1 = (0, 1) \subset \mathbb{E}$, is called an *open arc*. A subset of \mathbb{E}^d
 110 that is homeomorphic to the open circle, $\mathbb{B}^2 = \{(x, y) \in \mathbb{E}^2 \mid x^2 + y^2 < 1\}$, of unit
 111 radius is called an *open disk*. Recall that a subset $\mathcal{S} \subset \mathbb{E}^d$ is called a *topological*
 112 *surface*, or *surface* for short, if each point p in \mathcal{S} has an open neighborhood that
 113 is an open disk. According to this definition, a surface is a “closed” object in the
 114 sense that it has an empty boundary. Here, we restrict our attention to the class
 115 consisting of all *oriented, connected, and compact surfaces in \mathbb{E}^d* , and we use
 116 the term “surface” to designate a member of this class (unless stated otherwise).

The notions of triangle mesh and quadrilateral mesh of a surface are syn-
 118 onyms for the well-known terms triangulation and quadrangulation of a surface,
 119 respectively, in topological graph theory and algebraic topology [26, 1]. Inform-
 120 ally, a triangulation (resp. quadrangulation) of a surface is a way of cutting up
 121 the surface into triangular (resp. quadrilateral) regions such that these regions
 122 are images of triangles (resp. quadrilaterals) in the plane, and the vertices and
 123 edges of these planar triangles (resp. quadrilaterals) form a graph with certain
 124 properties. To formalize these ideas, we rely on the notions of subdivision of a
 125 surface, as nicely stated by Guibas and Stolfi [27], and of a graph embedded on
 126 a surface.

Definition 1. *A subdivision of a surface \mathcal{S} is a partition, \mathcal{P} , of \mathcal{S} into three*
 128 *finite collections of disjoint subsets: the vertices, edges, and faces, which are*
 129 *denoted by $V_{\mathcal{P}}(\mathcal{S})$, $E_{\mathcal{P}}(\mathcal{S})$, and $F_{\mathcal{P}}(\mathcal{S})$, respectively, and satisfy the following*
 130 *conditions:*

- (S1) every vertex is a point,
- 132 (S2) every edge is an open arc,
- (S3) every face is an open disk, and
- 134 (S4) the boundary of every face is a closed path of edges and vertices.

Condition (S4) is based on the notion of “closed path” on a surface, which
 136 can be formalized as follows: let $\mathbb{S}^1 = \{(x, y) \in \mathbb{E}^2 \mid x^2 + y^2 = 1\}$ be the
 137 circumference of a circle of unit radius centered at the origin. We define a
 138 *simple path* in \mathbb{S}^1 as a partition of \mathbb{S}^1 into a finite sequence of isolated points
 139 and open arcs. Then, condition (S4) is equivalent to the following (refer to
 140 Figure 1): for every face τ in \mathcal{P} , there exists a simple path, π , in \mathbb{S}^1 and a
 continuous mapping, $g_{\tau} : \overline{\mathbb{B}^2} \rightarrow \overline{\tau}$, where $\overline{\mathbb{B}^2}$ and $\overline{\tau}$ are the closures of \mathbb{B}^2 and

142 τ , such that g_τ (i) maps \mathbb{B}^2 homeomorphically onto τ , (ii) maps each open arc
 of π homeomorphically onto an edge of \mathcal{P} , and (iii) maps each isolated point of
 144 π to a vertex of \mathcal{P} . So, condition (S4) implies that the images of the isolated
 points and edges of π under g_τ , taken in the order in which they occur around
 146 \mathbb{S}^1 , constitute a closed, connected path of vertices and edges of \mathcal{P} , whose union
 is the boundary of τ . Note that this path need not be simple, as g_τ may take
 148 two or more distinct points or open arcs of π to the same vertex or edge of \mathcal{P} ,
 respectively.

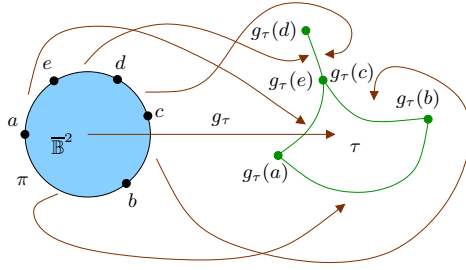


Figure 1: Illustration of condition (S4) of Definition 1.

150 Since an open disk cannot be entirely covered by a finite number of vertices
 and edges, every vertex and edge in \mathcal{P} must be incident on some face of \mathcal{P} .
 152 In fact, using condition (S4), it is possible to show that (i) every edge of \mathcal{P}
 is entirely contained in the boundary of some face of \mathcal{P} , (ii) every vertex
 154 is incident on an edge, and (iii) every edge of \mathcal{P} is incident on two (not necessarily
 distinct) vertices of \mathcal{P} . These vertices are called the *endpoints* of the edge. If
 156 they are the same, then the edge is a *loop*, and its closure is homeomorphic to
 the circumference of a circle of unit radius, $\mathcal{S}^1 = \{(x, y) \in \mathbb{E}^2 \mid x^2 + y^2 = 1\}$.

158 We can define an undirected graph, G , and a one-to-one function, $\iota : G \rightarrow \mathcal{S}$
 from the collection of all vertices and edges of \mathcal{P} . Let $G = (V, E)$ be a graph
 160 such that $V = \{v_1, \dots, v_h\}$ and $E = \{e_1, \dots, e_l\}$, where h and l are the number
 of vertices and edges of \mathcal{P} . Define a one-to-one mapping, $\iota : G \rightarrow \mathcal{S}$, such
 162 that each $v_j \in V$ and each $e_k \in E$ is associated with a distinct vertex and a
 distinct edge of $V_{\mathcal{P}}(\mathcal{S})$ and $E_{\mathcal{P}}(\mathcal{S})$, respectively, for $j = 1, \dots, h$ and $k = 1, \dots, l$.
 164 Furthermore, if v and u are the two vertices in V incident on edge e in E , then
 $\iota(v)$ and $\iota(u)$ are the two vertices of $V_{\mathcal{P}}(\mathcal{S})$ incident on $\iota(e)$ in $E_{\mathcal{P}}(\mathcal{S})$. Note that
 166 $\iota(G)^c = \mathcal{S} - \iota(G)$ are the faces of \mathcal{P} . We say that G is the *graph of \mathcal{P}* , and
 that ι is the *embedding of G on \mathcal{S}* . Graph G can be viewed as the combinatorial
 168 structure of \mathcal{P} , while ι can be viewed as a “geometric realization” of G on the
 surface.

170 Two subdivisions of the same surface are *isomorphic* if and only if their
 graphs are isomorphic. Since \mathcal{P} is fully described by G and ι , it is customary to
 172 call the pair, (G, ι) , the subdivision itself. Triangulations of a given surface are
 specialized subdivisions that adequately capture the practical notion of triangle
 174 meshes:

Definition 2. A triangulation of a surface \mathcal{S} is a subdivision (G, ι) such that
176 each face of $\iota(G)^c$ is bounded by exactly three distinct vertices (resp. edges) from
 $\iota(G)$. Furthermore, any two edges of a triangulation have at most one common
178 endpoint, and every vertex of a triangulation must be incident on at least three
edges.

180 The following lemmas state two important properties of surface triangula-
tions:

182 **Lemma 1.** Every edge of a surface triangulation is incident on exactly two
faces.

184 *Proof.* See [Appendix A](#). □

186 **Lemma 2** ([27]). If G is the graph of a surface triangulation, then G is con-
nected.

Recall that the genus, g , of a surface \mathcal{S} is the maximum number of disjoint,
188 closed, and simple curves, $\alpha_1, \dots, \alpha_g$, on \mathcal{S} such that the set $\mathcal{S} - (\alpha_1 \cup \dots \cup \alpha_g)$
is connected. Up to homeomorphisms, there is only one surface of genus g [1].
190 For any subdivision, (G, ι) , of \mathcal{S} , we have $n_v - n_e + n_f = 2 \cdot (1 - g)$, where n_v ,
 n_e , and n_f are the number of vertices, edges, and faces of (G, ι) [26]. If (G, ι) is
192 a triangulation of \mathcal{S} , then $3 \cdot n_f = 2 \cdot n_e$, which implies that $2 \cdot n_v - n_f = 4(1 - g)$
and $3 \cdot n_v - n_e = 6(1 - g)$, and thus $n_e \in \Theta(n_v + g)$ and $n_f \in \Theta(n_v + g)$. Here,
194 we assume that \mathcal{S} is such that $g \in \mathcal{O}(n_v)$, which implies that $n_e \in \Theta(n_v)$ and
 $n_f \in \Theta(n_v)$. As we see in Section 4, our algorithm requires only the graph of
196 a triangulation as its input. Hence, we simply refer to a given triangulation by
 \mathcal{T} .

198 Let \mathcal{T} be any triangulation of a surface \mathcal{S} . Then, every vertex of \mathcal{T} is incident
on at least three edges. Since every edge of \mathcal{T} is incident on exactly two faces
200 of \mathcal{T} (see Lemma 1), every vertex of \mathcal{T} must be incident on at least three faces
of \mathcal{T} as well. Furthermore, for every vertex v of \mathcal{T} , the edges e and faces τ of
202 \mathcal{T} containing v can be arranged as cyclic sequence $e_1, \tau_1, e_2, \dots, \tau_{k-1}, e_k, \tau_k$, in
the sense that e_j is the common edge of τ_{j-1} and τ_j , for all j , with $2 \leq j \leq k$,
204 and e_1 is the common edge of τ_1 and τ_k , with $k \geq 3$ [1]. The set

$$v \cup e_1 \cup \tau_1 \cup e_2 \cup \dots \cup \tau_{k-1} \cup e_k \cup \tau_k \subset \mathcal{S},$$

is called the *star of v in \mathcal{T}* and is denoted by $st(v, \mathcal{T})$ (see Figure 2). It turns
206 out that $st(v, \mathcal{T})$ is homeomorphic to an open disk. Furthermore, the boundary
of $st(v, \mathcal{T})$ in \mathcal{S} consists of the boundary edges of τ_1, \dots, τ_k that are not incident
208 on v , as well as the endpoints of τ_1, \dots, τ_k , except for v itself. This point set,
denoted by $lk(v, \mathcal{T})$, is a simple, closed curve on \mathcal{S} called the *link of v in \mathcal{T}*
210 (see Figure 2). If e is an edge of \mathcal{T} , then the *star, $st(e, \mathcal{T})$, of e in \mathcal{T}* is the set
 $e \cup \tau \cup \sigma$, where τ and σ are the two faces of \mathcal{T} incident on e . In turn, the *link,*
212 $lk(e, \mathcal{T})$, *of e in \mathcal{T}* is the set consisting of the two vertices, x and y , such that x
is incident on τ and y is incident on σ , but none of x and y is incident on e (see
214 Figure 2).

Let τ and e be a face and an edge of \mathcal{T} , respectively. Since every vertex of \mathcal{T} is incident on at least three triangulation edges, i.e., since each vertex of \mathcal{T} has *degree* at least three, if u , v , and w are the boundary vertices of τ , then we can uniquely identify τ by enumerating these vertices. In particular, we denote τ by $[u, v, w]$. Similarly, since no two edges of a triangulation share the same two endpoints, if u and v are the two endpoints of edge e , then we can uniquely identify e by enumerating its two endpoints, and therefore we can denote e by $[u, v]$.

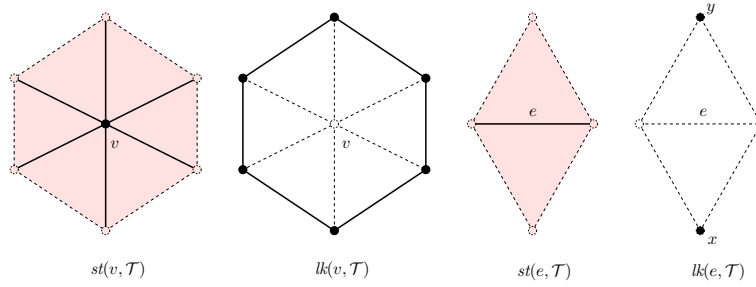


Figure 2: The star and the link of vertex v (left) and the star and the link of edge e (right).

Definition 3. Let \mathcal{T} be a triangulation of a surface, \mathcal{S} , and let $e = [u, v]$ be an edge of \mathcal{T} . The contraction of e consists of merging u and v into a new vertex w , such that $w \in st(u, \mathcal{T}) \cup st(v, \mathcal{T})$, edges e , $[v, x]$ and $[v, y]$, and faces $[u, v, x]$ and $[u, v, y]$ are removed, edges of the form $[u, p]$ and $[v, q]$ are replaced by $[w, p]$ and $[w, q]$, and faces of the form $[u, r, s]$ and $[v, t, z]$ are replaced by $[w, r, s]$ and $[w, t, z]$, where x and y are the vertices in the link, $lk(e, \mathcal{T})$, of e in \mathcal{T} , $p, q \notin \{x, y\}$, $r, s \neq v$, and $t, z \neq u$. If the result is a triangulation of \mathcal{S} , then we denote it by $\mathcal{T} - uv$, and call the contraction topology-preserving and e a contractible edge.

Figure 3 illustrates the edge contraction operation.

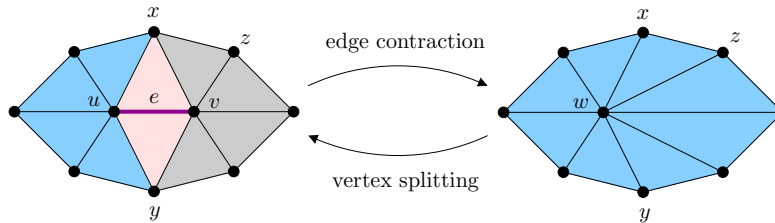


Figure 3: Contraction of edge $[u, v]$ and its inverse: splitting of vertex w .

Dey, Edelsbrunner, Guha, and Nekhayev [28] gave a necessary and sufficient condition, called the *link condition*, to determine whether an edge of a surface

236 triangulation is contractible. Let $e = [u, v]$ be any edge of a surface triangulation, \mathcal{T} . Then, edge e is contractible if and only if the following condition holds:

$$lk(e, \mathcal{T}) = lk(u, \mathcal{T}) \cap lk(v, \mathcal{T}). \quad (1)$$

238 In other words, edge e is contractible if and only if the links of u and v in \mathcal{T} have no common vertices, except for the two vertices of the link of e in \mathcal{T} . The link
240 condition is purely combinatorial. In fact, we can easily test edge e against the link condition by considering the graph, $G_{\mathcal{T}}$, of \mathcal{T} only. In fact, an equivalent
242 characterization of the link condition, which uses the notion of critical cycle on the graph of a triangulation (defined below), had been given before by Barnette
244 in [19].

If edge e passes the test, then the graph of $\mathcal{T} - uv$ can be easily obtained
246 from $G_{\mathcal{T}}$ by merging its vertices $\iota^{-1}(u)$ and $\iota^{-1}(v)$ into a new vertex w , by removing edges $\iota^{-1}(e)$, $\iota^{-1}([v, x])$ and $\iota^{-1}([v, y])$, and by replacing every edge of
248 the form $\iota^{-1}([u, r])$ and $\iota^{-1}([v, s])$ with $(w, \iota^{-1}(r))$ and $(w, \iota^{-1}(s))$, respectively, where $\iota : G_{\mathcal{T}} \rightarrow \mathcal{S}$ is the embedding of $G_{\mathcal{T}}$ in \mathcal{S} , x and y are the vertices
250 in the link, $lk(e, \mathcal{T})$, of e in \mathcal{T} , and $r, s \notin \{x, y\}$. We can prove that the resulting graph is embeddable in \mathcal{S} , and thus the fact that we can define a triangulation
252 (i.e., $\mathcal{T} - uv$) from the resulting graph does not depend on the surface geometry [1].

254 A ℓ -cycle in a triangulation \mathcal{T} consists of a sequence, e_1, \dots, e_{ℓ} , of ℓ edges of \mathcal{T} such that e_j and e_k share an endpoint in \mathcal{T} if and only if $|j - k| = 1$ or
256 $|j - k| = \ell - 1$, for all $j, k = 1, \dots, \ell$, with $j \neq k$. Since the two endpoints of a triangulation edge cannot be the same, and since no two edges of a triangulation
258 can have two endpoints in common, a triangulation can only have ℓ -cycles, for $\ell \geq 3$. Furthermore, each cycle can be unambiguously represented by enumerating
260 the vertices of its edges rather than the edges themselves. In particular, if e_1, \dots, e_{ℓ} define a ℓ -cycle in \mathcal{T} , then we denote this cycle by (v_1, \dots, v_{ℓ}) , where
262 v_j is the common vertex of edges e_j and e_{j+1} , for each $j = 1, \dots, \ell - 1$, and v_{ℓ} is the common vertex of edges e_1 and e_{ℓ} . A ℓ -cycle of \mathcal{T} is said to be *critical*
264 if and only if $\ell = 3$ and its (three) edges do not belong to the boundary of the same triangulation face. For instance, cycle (u, v, z) is critical in both (partially shown)
266 triangulations in Figure 4. Observe that edge $[u, v]$ fails the link condition (see Eq. 1) in both triangulations, and hence it is non-contractible in both.
268

Every genus-0 surface (i.e., a surface homeomorphic to a sphere) admits
270 a triangulation with four vertices, six edges, and four faces. We denote this triangulation by \mathcal{T}_4 . Figure 5 shows a planar drawing of the graph of \mathcal{T}_4 . Note
272 that every 3-cycle of \mathcal{T}_4 consists of (three) edges that bound a face of \mathcal{T}_4 . So, no 3-cycle of \mathcal{T}_4 is critical. Note also that every edge of \mathcal{T}_4 fails the link condition,
274 and thus is a non-contractible edge. So, \mathcal{T}_4 is a “minimal” triangulation in the sense that no edge of \mathcal{T}_4 is contractible. In fact, \mathcal{T}_4 is the only triangulation of
276 a genus-0 surface satisfying this property. For a surface of arbitrary genus, we have:

278 **Theorem 3** (Lemma 3 in [4]). *Let \mathcal{S} be a surface, and let \mathcal{T} be any triangulation*

of \mathcal{S} . Then, an edge e of \mathcal{T} is a contractible edge if and only if e does not belong
 280 to any critical cycle of \mathcal{T} and \mathcal{T} is not (isomorphic to) the triangulation \mathcal{T}_4 .

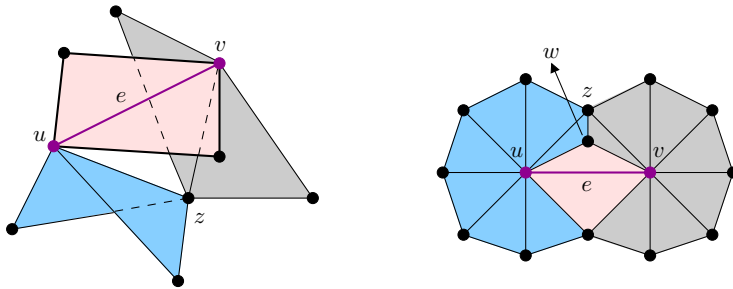


Figure 4: Edges $[u, z]$, $[z, v]$, and $[v, u]$ define critical cycles in both triangulations.

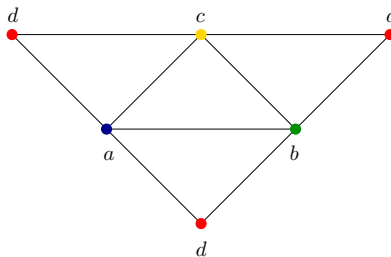


Figure 5: A planar drawing of the graph of \mathcal{T}_4 . Vertices labeled d are the same vertex.

Definition 4. Let \mathcal{T} be a triangulation of a surface \mathcal{S} , and let v be a vertex of
 282 \mathcal{T} . If all edges incident on v are non-contractible, then v is called trapped; else
 it is called loose.

284 **Definition 5.** Let \mathcal{S} be a surface, and let \mathcal{T} be a triangulation of \mathcal{S} . If every edge
 of \mathcal{T} is non-contractible, then \mathcal{T} is called irreducible; else it is called reducible.

286 A triangulation is irreducible if and only if all of its vertices are trapped. To
 the best of our knowledge, the best known upper bound on the size of irreducible
 288 triangulations was given by Jaret and Wood [29]:

Theorem 4 ([29]). Let \mathcal{S} be a compact surface with empty boundary whose
 290 Euler genus, h , is positive, and let \mathcal{T} be any irreducible triangulation of \mathcal{S} .
 Then, the number of vertices, n_v , of \mathcal{T} is such that $n_v \leq 13 \cdot h - 4$. If \mathcal{S} is
 292 also orientable, then we have that $g = 2h$, where g is the genus of \mathcal{S} , and hence
 $n_v \leq 26 \cdot g - 4$.

294 The largest known irreducible triangulation of an orientable surface of genus
 g has $\lfloor \frac{17}{2}g \rfloor$ vertices (see [30]).

296 **3. Related work**

An irreducible triangulation, \mathcal{T}' , of a surface \mathcal{S} can be obtained by applying a
 298 sequence of topology-preserving edge contractions to a given triangulation, \mathcal{T} , of
 \mathcal{S} . Such a sequence can be found by repeatedly searching for a contractible edge.
 300 Whenever a contractible edge is found, it is contracted and the search continues.
 If no contractible edge is found, then the current triangulation is already an
 302 irreducible one, and the search ends. The *link condition test* (defined by Eq. 1
 in Section 2) can be used to decide whether an examined edge is contractible.
 304 While this approach is quite simple, it can be very time-consuming in the worst-
 case.

306 Indeed, if an algorithm to compute \mathcal{T}' relies on the link condition test to
 compute an irreducible triangulation, then its time complexity is basically de-
 308 termined by two factors: (1) the total number of times the link condition test is
 carried out by the algorithm, and (2) the time spent with each test. Bounding
 310 the number of link condition tests is challenging because *the contraction of an
 edge can make a previously non-contractible edge contractible and vice-versa*.
 312 Moreover, if no special data structure is adopted by the algorithm, then the
 time to test an edge $e = [u, v]$ against the link condition is in $\Theta(d_u \cdot d_v)$, in the
 314 worst case, where d_u and d_v are the degrees of vertices u and v in the current
 triangulation.

316 Consider the triangulation of a sphere in Figure 6, which is cut open in
 two separate pieces. There are exactly $n_v = 3m + 2$ vertices in this trian-
 318 gulation, namely: $x, y, v_0, \dots, v_{m-1}, w_0, \dots, w_{m-1}$, and u_0, \dots, u_{m-1} . For
 each $i \in \{0, \dots, m-1\}$, edges $[v_i, v_{(i+1) \bmod m}]$, $[v_i, x]$, or $[v_i, y]$ are all non-
 320 contractible, while the remaining ones are all contractible. If all non-contractible
 edges happen to be tested against the link condition before any contractible edge
 322 is tested, then the time for testing all non-contractible edges against the link
 condition is $\Omega(n_f^2)$, as $n_f \in \Theta(n_v)$ by assumption, and there are as many as $2m$
 324 edges of the forms $[v_i, x]$ and $[v_i, y]$, where each of them is tested in $\Theta(m)$ time
 because

$$d_x = m = d_y.$$

326 Schipper devised a more efficient algorithm by reducing the time spent on
 each link condition test [4]. For each vertex u in \mathcal{T} , his algorithm maintains a
 328 dictionary D_u containing all vertices in $lk(u, K)$, where K is the current trian-
 gulation. Determining if an edge $[u, v]$ in K is contractible amounts to verifying
 330 if D_v contains a vertex w in $lk(u, K)$, with $w \neq v$ and $w \notin lk([u, v], K)$, which
 can be done in $\mathcal{O}(d_u \lg d_v)$ time, where d_u and d_v are the degrees of u and v ,
 332 respectively. He proved that if K is not irreducible then K contains a con-
 tractible edge incident on a vertex of degree at most 6. To speed up the search
 334 for a contractible edge, the edge chosen to be tested against the link condition
 is always incident on a vertex of lowest degree. To efficiently find this edge, his
 336 algorithm also maintains a global dictionary that stores all vertices of K indexed
 by their current degree. However, this heuristic does not prevent the same (non-
 338 contractible) edge of K from being repeatedly tested against the link condition.

Schipper’s algorithm runs in $\mathcal{O}(n_f \lg n_f + g \lg n_f + g^4)$ time and requires $\mathcal{O}(n_f)$ space.

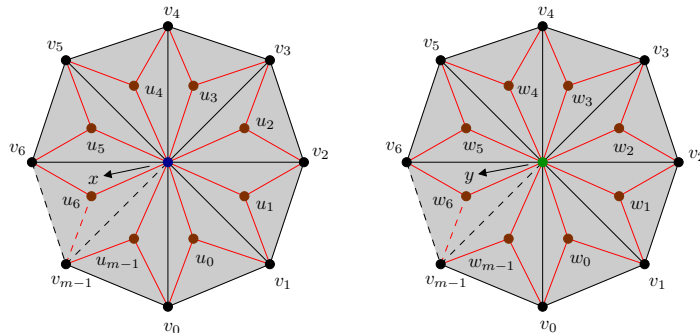


Figure 6: A reducible triangulation of the sphere cut open into two pieces.

Our algorithm allows us to more efficiently compute \mathcal{T}' by testing each edge of K against the link condition at most once, and by reducing the worst-case time complexity for the link condition test even further. By using a time stamp mechanism (see Section 4.3 for details), our algorithm is able to efficiently determine if a previously tested, non-contractible edge becomes contractible as a result of an edge contraction (*without testing the edge against the link condition for a second time*). Our algorithm runs in $\mathcal{O}(g^2 + g n_f)$ time if g is positive, and it is linear in n_f otherwise. In either case, the space requirements are linear in n_f .

Edge contraction is a key operation for several *mesh simplification* algorithms [31]. The goal of these algorithms is not to compute an irreducible triangulation, but rather to decrease the level-of-detail (LOD) of a given triangulation by reducing its number of vertices, edges, and triangles. In general, contracted edges are chosen according to some application-dependent criterion, such as preserving geometric similarity between the input and the final triangulation.

Garland and Heckbert [32] show how to efficiently combine the edge contraction operation with a quadric-based error metric for geometric similarity. Furthermore, together with its inverse operation, vertex splitting, the edge contraction operation also allows for the construction of powerful hierarchical representation schemes for storing, transmitting, compressing, and selectively refining very large triangulations [33, 34]. However, topology preservation is not always desirable in the context of mesh simplification applications, and to the best of our knowledge, the greedy algorithm proposed by Cheng, Dey, and Poon in [35] is the only simplification algorithm whose time complexity has been analyzed.

The algorithm in [35] builds a topology-preserving surface triangulation hierarchy of $\mathcal{O}(n_v + g^2)$ size and $\mathcal{O}(\lg n_v + g)$ depth in $\mathcal{O}(n_v + g^2)$ time whenever $n_v \geq 9182g - 222$ and $g > 0$. Each level of the hierarchy is constructed by

370 identifying and contracting a set of independent contractible edges in the trian-
 372 gulation represented by the previous level. A similar result for genus-0 surface
 374 triangulations has been known for a long time [36], although the construction
 376 of the hierarchy is not based on edge contractions. In general, however, we are
 not aware of any attempts to bound the number of link condition tests in the
 mesh simplification literature. If incorporated by simplification algorithms, this
 distinguishing feature of our algorithm, i.e., carrying out link condition tests
 faster, can increase their overall simplification speed.

4. Algorithm

378 Our algorithm takes as input a triangulation \mathcal{T} of a surface \mathcal{S} of genus
 380 g , and outputs an irreducible triangulation \mathcal{T}' of the same surface. The key
 382 idea behind our algorithm is to iteratively choose a vertex u (rather than an
 384 edge) from the current triangulation, K , and then *process* u , which involves
 contracting (contractible) edges incident on u until no edge incident on u is
 contractible, i.e., until u becomes a trapped vertex. It was shown in [4] that
 once vertex u becomes trapped, it cannot become a loose vertex again as the
 result of a topology-preserving edge contraction.

386 **Lemma 5** ([4]). *Let \mathcal{T} be a surface triangulation, v a trapped vertex of \mathcal{T} , and*
 388 *e a contractible edge of \mathcal{T} . If e is contracted in \mathcal{T} , then v remains trapped in*
 $\mathcal{T} - e$.

390 When the currently processed vertex u becomes trapped (or if u is already
 392 trapped when it is chosen by the algorithm), another vertex from the current
 394 triangulation is chosen and processed by the algorithm until all vertices are
 396 processed, at which point the algorithm ends. Since all vertices in the output
 398 triangulation \mathcal{T}' have been processed by the algorithm, and since all edges
 contracted by our algorithm are contractible, Lemma 5 ensures that all vertices
 of \mathcal{T}' are trapped. It follows that triangulation \mathcal{T}' is irreducible. It is worth
 noting that our algorithm requires no knowledge about the embedding of \mathcal{T} , as
 all operations carried out by the algorithm are purely topological, and hence
 they act on $G_{\mathcal{T}}$ only.

400 When contracting a contractible edge $e = [u, v]$, our algorithm does not
 402 merge vertices u and v into a *new* vertex w . Instead, either u or v is chosen to
 404 play the role of w , and the other vertex is merged into the fixed one. If u is
 the fixed vertex, then we say that v is *identified with* u by the contraction of e
 (see Figure 7). When v is identified with u during the contraction of e , every
 edge of the form $[v, z]$ in \mathcal{T} is replaced with an edge of the form $[u, z]$ in $\mathcal{T} - uv$,
 where $z \in lk(v, \mathcal{T})$ and $z \notin \{u, x, y\}$, and x and y are the vertices in $lk(e, \mathcal{T})$.
 We denote the set $\{u, x, y\}$ by Λ_{uv} , and the set $\{z \in lk(v, \mathcal{T}) \mid z \notin \Lambda_{uv}\}$ by Π_{uv} .

408 We assume that \mathcal{T} and all triangulations resulting from the edge contrac-
 410 tions executed by our algorithm are stored in an augmented doubly-connected
 edge list (DCEL) data structure [37], which is briefly discussed in Section 4.5.
 A detailed description of the algorithm is given in Sections 4.1-4.4. Section 4.6

discusses the particular case of triangulations of genus-0 surfaces. Finally, Section 4.7 analyzes the time and space complexities of the algorithm.

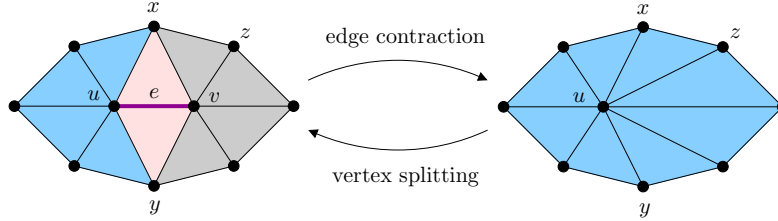


Figure 7: The contraction of $e = [u, v]$ in which v is identified with u .

4.1. Processing vertices

To support the efficient processing of vertices, the vertex record of the DCEL is augmented with six attributes: d , p , n , c , o , and t , where d , c , o , and t store integers, p stores a Boolean value, and n is a pointer to a vertex record (see Table 1). We denote each attribute a of a vertex v of the DCEL by $a(v)$. The value of each vertex attribute is defined with respect to the vertex u being currently processed by the algorithm. When u is chosen to be processed by the algorithm, its attributes and all attributes of its neighbors, i.e., the vertices in $lk(u, K)$, where K is the current triangulation, are initialized by the algorithm. As edges are contracted during the processing of u , the attribute values of the neighbors of u may change, while other vertices become neighbors of u and have their attribute values initialized. If a vertex of \mathcal{T} never becomes a neighbor of u during the processing of u , its attribute values do not change while u is processed.

Attribute	Description
d	the degree of v
p	indicates whether v has already been processed by the algorithm
n	indicates whether v is a neighbor of u
c	number of critical cycles containing edge $[u, v]$ in K
o	time at which v becomes a neighbor of u
t	time at which edge $[u, v]$ is removed from lue

Table 1: Attributes of a vertex v during the processing of a vertex u .

The algorithm starts by creating a queue Q of unprocessed vertices, and by initializing the attributes d , p , n , c , o , and t of each vertex u of \mathcal{T} (see Algorithm 4.1). In particular, for each vertex u in \mathcal{T} , its degree d_u is computed and stored in $d(u)$, its attribute $p(u)$ is set to *false*, its attribute $n(u)$ is assigned the *null* address, and its attributes $c(u)$, $o(u)$, and $t(u)$ are assigned 0, -1 , and -1 ,

432 respectively. Finally, a pointer to the record of u in the DCEL is inserted into
 434 Q .

434 After the initialization stage, the algorithm starts contracting edges of \mathcal{T} (see
 Algorithm 4.2). Each edge contraction produces a new triangulation from the
 436 one to which the contraction was applied. The algorithm stores the currently
 modified triangulation in a variable, K . Here, we do not distinguish between K
 438 and the triangulation stored in it. Initially, K is set to the input triangulation
 \mathcal{T} and the vertices in Q are the ones in \mathcal{T} . Let u be the vertex at the front of Q .
 440 The algorithm uses the value of $p(u)$ to decide whether u should be processed.
 In particular, $p(u)$ is *false* if and only if u belongs to K and u has not been
 442 processed yet (i.e., u is in Q). If $p(u)$ is *true* when u is removed from Q , then u is
 discarded. Otherwise, the algorithm processes u , i.e., it contracts (contractible)
 444 edges incident on u until u is trapped (see lines 5-36 of Algorithm 4.2). When
 vertex u becomes trapped, we say that u has been *processed* by the algorithm.

Algorithm 4.1 INITIALIZATION(\mathcal{T})

```

1:  $Q \leftarrow \emptyset$  { $Q$  is a queue of vertices}
2: for each vertex  $u$  in  $\mathcal{T}$  do
3:    $d(u) \leftarrow 0$ 
4:   for each  $v$  in  $lk(u, \mathcal{T})$  do
5:      $d(u) \leftarrow d(u) + 1$ 
6:   end for
7:    $p(u) \leftarrow false$ 
8:    $n(u) \leftarrow nil$ 
9:    $c(u) \leftarrow 0$ 
10:   $o(u) \leftarrow -1$ 
11:   $t(u) \leftarrow -1$ 
12:  insert a pointer to  $u$  into  $Q$ .
13: end for
14: return  $Q$ 

```

446 Two doubly-connected linked lists, lue and lte , are used by the algorithm to
 store edges incident with u during the processing of u . The former is the list
 448 of *unprocessed edges*, while the latter is the list of *tested edges*. At any given
 time, lue stores the edges incident on u that have not been tested against the
 450 link condition yet, while lte stores the edges incident on u that have been tested
 against the link condition before, during the processing of u , and failed the test.
 452 List lue is initialized with all edges $[u, v]$ of K such that $p(v)$ is *false* (lines 7-19
 of Algorithm 4.2), while list lte is initially empty (see line 20 of Algorithm 4.2).

454 To process u , the algorithm removes one edge, $[u, v]$, from lue at a time and
 determines whether $[u, v]$ is contractible (lines 23-30 of Algorithm 4.2). If so,
 456 $[u, v]$ is contracted; else it is inserted into lte . Once list lue becomes empty, the
 algorithm considers list lte (lines 31-33 of Algorithm 4.2). List lte contains all
 458 edges incident on u that have been tested against the link condition during the
 processing of edges in lue and failed the test. However, while in lte , an edge
 460 may have become contractible again as the result of the contraction of another

edge in lue . If so, Procedure PROCESSEDELIST() in Algorithm 4.6 will find
 462 and contract this edge.

Algorithm 4.2 CONTRACTIONS(\mathcal{T}, Q)

```

1:  $S \leftarrow \emptyset$  { $S$  is a stack for maintaining edge contraction information}
2:  $K \leftarrow \mathcal{T}$ 
3:  $ts \leftarrow 0$ 
4: while  $Q \neq \emptyset$  do
5:   remove a vertex  $u$  from  $Q$  {vertex  $u$  is chosen to be processed}
6:   if not  $p(u)$  then
7:      $lue \leftarrow \emptyset$  { $lue$  is the list of unprocessed edges}
8:     for each  $v$  in  $lk(u, K)$  do
9:        $n(v) \leftarrow u$  {mark  $v$  as a neighbor of  $u$ }
10:       $o(v) \leftarrow ts$  {set the time at which  $v$  is found to be a neighbor of  $u$ }
11:       $t(v) \leftarrow -1$  {indicates that  $[u, v]$  has not been tested yet}
12:      if not  $p(v)$  then
13:        if  $d(v) = 3$  then
14:          insert  $[u, v]$  at the front of  $lue$ 
15:        else
16:          insert  $[u, v]$  at the rear of  $lue$ 
17:        end if
18:      end if {inserts  $[u, v]$  into  $lue$  whenever  $p(v)$  is false}
19:    end for { $lue$  stores all vertices in  $lk(u, K)$  that have not been processed yet}
20:     $lte \leftarrow \emptyset$  { $lte$  is the list of tested edges}
21:    repeat
22:      while  $lue \neq \emptyset$  do
23:        remove edge  $e = [u, v]$  from  $lue$ 
24:         $t(v) \leftarrow ts$ 
25:        if  $d(v) = 3$  then
26:          PROCESSVERTEXOFDEGREEEQ3( $e, K, S, lue, lte, ts$ )
27:        else
28:          PROCESSVERTEXOFDEGREEGT3( $e, K, S, lue, lte, ts$ )
29:        end if
30:      end while {processes all edges in  $lue$ }
31:      if  $lte \neq \emptyset$  then
32:        PROCESSEDELIST( $K, S, lue, lte, ts$ ) {process contractible edges in  $lte$ }
33:      end if
34:      until  $lue = \emptyset$ 
35:       $p(u) \leftarrow true$ 
36:    end if {vertex  $u$  is now processed}
37:  end while
38: return ( $K, S$ )

```

Recall that if an edge $[u, v]$ in K is contracted, then u becomes incident on
 464 edges of the form $[u, z]$ in $K - uv$, where z is a vertex in Π_{uv} (see Figure 7). These
 new edges are always inserted into lue , as they have not been processed yet.
 466 Hence, the contraction of an edge by Algorithm 4.6 may cause the insertion of
 new edges into lue . If so, list lue becomes nonempty and its edges are processed

468 again. Otherwise, list lue remains empty, and the processing of u ends with
the value of $p(u)$ set to *true*. A key feature of our algorithm is its ability to
470 determine which edges from lte become contractible, after the contraction of
another edge, without testing those edges against the link condition again. To
472 do so, the algorithm relies on a *time stamp* mechanism described in detail in
Section 4.3.

474 4.2. Testing edges

To decide if an edge $[u, v]$ removed from lue is contractible, the link condition
476 test is applied to $[u, v]$, except when the degree d_v of v is 3 (see lines 25-29 of
Algorithm 4.2). If $d_v = 3$, then $[u, v]$ is always contractible, unless the degree
478 d_u of u is also 3, which is the case if and only if the current triangulation K is
 \mathcal{T}_4 .

480 **Proposition 6.** *Let K be a surface triangulation, and let v be any vertex of
degree 3 in K . If K is (isomorphic to) \mathcal{T}_4 , then no edge of K is contractible.
482 Otherwise, every edge of K incident on v is a contractible edge in K .*

Proof. Let v be any vertex of K whose degree, d_v , is equal to 3. Then, $lk(v, K)$
484 contains exactly three vertices, say u , x , and y (see Figure 8). Since there are
exactly two faces incident on $[u, v]$ (see Lemma 1), the other vertices of these
486 two faces are x and y , else v would have degree greater than 3. So, we get
 $lk([u, v], K) = \{x, y\}$. We claim that $[u, v]$ is contractible if and only if K is
488 not (isomorphic to) \mathcal{T}_4 . Suppose that K is not isomorphic to \mathcal{T}_4 . Then, face
 $[u, x, y]$ is not in K , which means that $lk(u, K) \cap lk(v, K) = \{x, y\}$. Conversely,
490 if K is isomorphic to \mathcal{T}_4 then face $[u, x, y]$ is in K , which implies that $lk(u, K) \cap$
 $lk(v, K) = \{x, y, [x, y]\}$. By the link condition, $[u, v]$ is contractible if and only
492 if K is not isomorphic to \mathcal{T}_4 . Since every vertex of \mathcal{T}_4 has degree 3, the claim
follows. \square

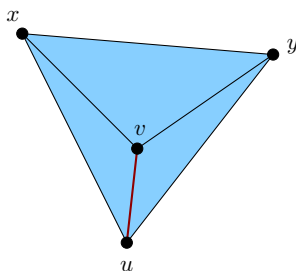


Figure 8: A vertex, v , of degree 3 in K . Edge $[u, v]$ is non-contractible if and only if $[u, x, y] \in K$.

494 Proposition 6 implies that if $d_v = 3$, we can decide whether $[u, v]$ is con-
tractible by determining if the current triangulation K is isomorphic to \mathcal{T}_4 . Test-
496 ing whether K is isomorphic to \mathcal{T}_4 amounts to checking if $d_u = d_v = 3$, which

can be done in constant time. Procedure `PROCESSVERTEXOFDEGREEEQ3()` in Algorithm 4.3 is executed if d_v is equal to 3 (line 26 of Algorithm 4.2). If d_u is also equal to 3, then K is isomorphic to \mathcal{T}_4 and nothing is done (line 2). Otherwise, procedure `CONTRACT()` in Algorithm 4.5 is invoked to contract $[u, v]$. This procedure is discussed in detail in Section 4.3 along with lines 4-24 of Algorithm 4.3, which are related to the time stamp mechanism for counting critical cycles.

Algorithm 4.3 `PROCESSVERTEXOFDEGREEEQ3(e, K, S, lue, lte, ts)`

```

1: get the vertices  $u$  and  $v$  of  $e$  in  $K$ 
2: if  $d(u) \neq 3$  then
3:   CONTRACT( e, K, S, lue, lte, ts ) {contract edge  $e = [u, v]$ }
4:   let  $x$  and  $y$  be the vertices in  $lk(e, K)$ 
5:   if  $t(x) \neq -1$  and  $t(y) \neq -1$  then
6:      $c(x) \leftarrow c(x) - 1$  {edge  $[u, x]$  is in  $lte$ ; a critical cycle containing it is gone}
7:      $c(y) \leftarrow c(y) - 1$  {edge  $[u, y]$  is in  $lte$ ; a critical cycle containing it is gone}
8:     if  $c(x) = 0$  then
9:       move  $[u, x]$  to the front of  $lte$  {[ $u, x$ ] is now contractible}
10:    end if
11:    if  $c(y) = 0$  then
12:      move  $[u, y]$  to the front of  $lte$  {[ $u, y$ ] is now contractible}
13:    end if
14:    else if  $t(x) \neq -1$  and  $t(x) \geq o(y)$  then
15:       $c(x) \leftarrow c(x) - 1$  {edge  $[u, x]$  is in  $lte$ ; a critical cycle containing it is gone}
16:      if  $c(x) = 0$  then
17:        move  $[u, x]$  to the front of  $lte$  {[ $u, x$ ] is now contractible}
18:      end if
19:    else if  $t(y) \neq -1$  and  $t(y) \geq o(x)$  then
20:       $c(y) \leftarrow c(y) - 1$  {edge  $[u, y]$  is in  $lte$ ; a critical cycle containing it is gone}
21:      if  $c(y) = 0$  then
22:        move  $[u, y]$  to the front of  $P$  {[ $u, y$ ] is now contractible}
23:      end if
24:    end if {update the value of  $c(x)$  and  $c(y)$  after contracting  $[u, v]$ }
25: end if {if  $K$  is not isomorphic to  $\mathcal{T}_4$ }

```

504 If $d_v > 3$ when line 25 of Algorithm 4.2 is reached, then $[u, v]$ is tested against
the link condition. As we pointed out in Section 3, if no special care is taken or
506 no special data structure is adopted, the test $[u, v]$ can take $\Theta(d_u \cdot d_v)$ time. To
reduce the worst-case time complexity of the link condition test, our algorithm
508 makes use of the n attribute. During the processing of u , we set $n(w) = u$ for
every vertex w in K with $[u, w] \in K$.

510 Since $d_v > 3$, K cannot be isomorphic to \mathcal{T}_4 . So, edge $[u, v]$ is non-
contractible if and only if $[u, v]$ is part of a critical cycle in K (see Figure 9) , i.e.,
512 if and only if u and v have a common neighbor z such that $z \notin lk([u, v], K)$ (i.e.,
 $z \in \Pi_{uv}$). Conversely, if u and v do not have a common neighbor other than
514 the two vertices in $lk([u, v], K)$, then they cannot be part of a 3-cycle in K . By
examining the n attribute of the vertices in Π_{uv} , our algorithm can determine

516 if u and v have a common neighbor in Π_{uv} , which can be done in $\mathcal{O}(d_v)$ time.

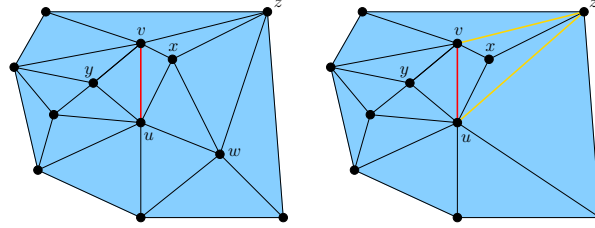


Figure 9: Vertex z is a neighbor of vertex u in the right triangulation, but not in the left one.

518 Procedure `PROCESSVERTEXOFDEGREEGT3()` in Algorithm 4.4 is the one
 520 responsible for testing $[u, v]$ against the link condition when $d_v > 3$ (line 28
 of Algorithm 4.2). This procedure tests edge $[u, v]$ against the link condition,
 522 which amounts to counting the number of critical cycles in K containing $[u, v]$.
 Rather than merely checking the value of the n attribute of all vertices in Π_{uv} ,
 524 Algorithm 4.4 computes the number $c(v)$ of critical cycles in K that contain edge
 $[u, v]$. To that end, Algorithm 4.4 (lines 2-12) counts the number of vertices z
 526 in Π_{uv} such that $n(z) = u$, which is precisely the number of critical cycles in K
 containing $[u, v]$. If $c(v)$ equals zero, then edge $[u, v]$ is contracted. Otherwise,
 edge $[u, v]$ is inserted into lte , as it has been tested against the link condition
 and has failed the test (lines 13-17 of Algorithm 4.4).

Algorithm 4.4 `PROCESSVERTEXOFDEGREEGT3(e, K, S, lue, lte, ts)`

```

1: get the vertices  $u$  and  $v$  of  $e$  in  $K$ 
2: for each  $z$  in  $lk(v, K)$  do
3:   if  $z \in \Pi_{uv}$  and  $n(z) = u$  then
4:      $c(v) \leftarrow c(v) + 1$   $\{(u, v, z)$  is a critical cycle in  $K$ ; increment  $c(v)\}$ 
5:     if  $t(z) \neq -1$  and  $t(z) < o(v)$  then
6:        $c(z) \leftarrow c(z) + 1$   $\{\text{found a critical cycle in } K \text{ containing } [u, z]\}$ 
7:       if  $c(z) = 1$  then
8:         move  $[u, z]$  to the rear of  $lte$   $\{c(z)$  was zero before $\}$ 
9:       end if
10:    end if
11:  end if  $\{\text{updates the number, } c(z), \text{ of critical cycles in } K \text{ containing } [u, z]\}$ 
12: end for  $\{\text{computes the number, } c(v), \text{ of critical cycles in } K \text{ containing } [u, v]\}$ 
13: if  $c(v) = 0$  then
14:   CONTRACT( $e, K, S, lue, lte, ts$ )  $\{[u, v]$  in  $K$  is contractible $\}$ 
15: else
16:   insert  $[u, v]$  at the rear of  $lte$   $\{\text{edge } [u, v] \text{ is non-contractible in } K, \text{ as } c(v) > 0\}$ 
17: end if

```

528 Lines 5-10 of Algorithm 4.4 are related to the counting of critical cycles con-
 taining edge $[u, z]$, for each $z \in \Pi_{uv}$, in triangulation $K - uv$. See Section 4.3 for
 530 further details. Furthermore, while edge $[u, v]$ is being tested by Algorithm 4.4,

the degree d_v of v in K may not be the same as the degree d'_v of v in the input
532 triangulation \mathcal{T} . In fact, during the processing of any vertex w , the degree of
 w can only increase or remain the same, while the degree of any other vertex
534 can only decrease or remain the same. Hence, we get $d_v \leq d'_v$, and we can say
that the time to test $[u, v]$ against the link condition is in $\mathcal{O}(d'_v)$. In general,
536 the overall time spent with the link condition test during the processing of u is
given by

$$\sum_{w \in W_u} \mathcal{O}(d'_w),$$

538 where W_u is the set of all vertices w of \mathcal{T} such that $[u, w]$ is an edge tested
against the link condition during the processing of u , and d'_u and d'_w are the
540 degrees of u and w in \mathcal{T} , respectively.

4.3. Counting critical cycles

542 Let $[u, v]$ be a contractible edge in K during the processing of u , and refer to
Figure 10. If $[u, v]$ is contracted, then every ℓ -cycle containing $[u, v]$ in K
544 is shortened and transformed into a $(\ell - 1)$ -cycle in $K - uv$ containing u . Thus,
every 4-cycle containing $[u, v]$ in K gives rise to a 3-cycle in $K - uv$ containing
546 vertex u .

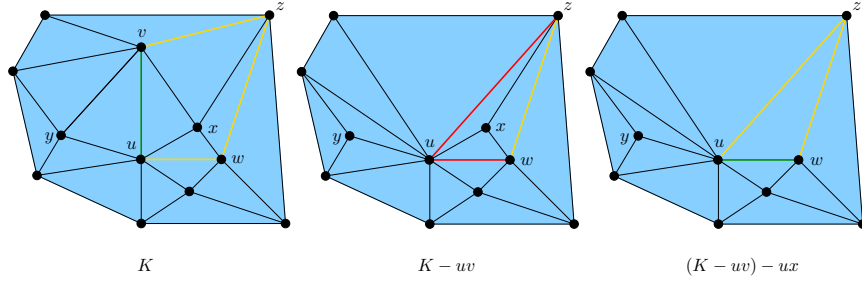


Figure 10: Cycle (u, z, w) is critical in $K - uv$, and non-critical in $(K - uv) - ux$.

Observe that a contractible edge in K may become non-contractible in
548 $K - uv$. In particular, if a newly created 3-cycle, which results from an edge
contraction, does not bound a face in $K - uv$, then every edge that belongs
550 to it is non-contractible in $K - uv$. For instance, if edge $[u, v]$ is contracted in
triangulation K on the left of Figure 10, then (u, v, z, w) gives rise to (u, z, w)
552 in $K - uv$, which is critical. Observe also that an edge contraction can make
a critical cycle non-critical in the resulting triangulation. For instance, if edge
554 $[u, x]$ is contracted in triangulation $(K - uv)$ in Figure 10, then critical cycle
 (u, z, w) in $K - uv$ becomes non-critical in $(K - uv) - ux$.

556 In general, if the contraction of an edge $[u, v]$ in a triangulation K identifies a
degree-3 vertex v with the currently processed vertex, u , then the cycle defined
558 by the three edges of $lk(v, K)$ bounds a face in $K - uv$, and hence it cannot be
critical in $K - uv$. Conversely, if C is a critical cycle in K but not in $K - uv$,

560 then C must bound a face in $K - uv$. But, this is only possible if a vertex z of
 K is identified with a vertex of C by the edge contraction that produced $K - uv$
562 from K . Thus, vertex z must be v , vertex u must belong to C , and C must
consist of the edges in $lk(v, K)$. Moreover, if a critical cycle C in K becomes
564 non-critical in $K - uv$, a non-contractible edge in K may become contractible
in $K - uv$.

566 **Proposition 7.** *Let K be a surface triangulation, and let f be a contractible
edge of K . If a non-contractible edge e of K becomes contractible in $K - f$, then
568 f must be incident on a degree-3 vertex v of K and e must belong to $lk(v, K)$.
Moreover, e belongs to a single critical cycle in K , which consists of the edges
570 in $lk(v, K)$, and this cycle becomes non-critical in $K - f$.*

Proof. By assumption, edge f is contractible in triangulation K . So, we can
572 conclude that K cannot be (isomorphic to) \mathcal{T}_4 . Thus, if e is a non-contractible
edge in K , then e belongs to a critical cycle, say C , in K . Moreover, since e
574 is contractible in $K - f$, we can also conclude that C is non-critical in $K - f$.
But, this means that f is incident on a vertex, u , in C and on a degree-3 vertex,
576 v , in K such that C consists of the edges in $lk(v, K)$. Also, the contraction of
 f identifies v with u . We claim that C is the only critical cycle containing e in
578 K . In fact, if e belonged to another critical cycle, say C' , in K , then C' would
have to be non-critical in $K - f$; else e would remain non-contractible in $K - f$.
580 But, if C' were non-critical in $K - f$, then C' would have to consist of the edges
of $lk(v, K)$ as well. Thus, $C' = C$, i.e., C is the only critical cycle containing e
582 in K . \square

Proposition 7 allows us to devise, for each edge e that has been tested against
584 the link condition, a time stamp mechanism to keep track of the number of
critical cycles to which e belongs. Recall that all such edges e are stored in
586 the list lte . The idea is quite simple. Whenever a contractible edge $[u, v]$, with
 $d_v = 3$, is contracted, the algorithm checks whether the critical cycle counter of
588 x and y must be *decremented*, where x and y are the two vertices of $lk([u, v], K)$.
From Proposition 7, we know that $[u, x]$ and $[u, y]$ are the only edges incident
590 on u that could become contractible in $K - uv$ (if they are non-contractible
edges in K). In turn, if $d_v > 3$ then the algorithm checks whether the critical
592 cycle counter of all vertices involved in newly created 3-cycles of $K - uv$ must
be *incremented*. This is because contractible edges in K may become non-
594 contractible in $K - uv$, but not the other way around according to Proposition 7.
Furthermore, the newly created critical cycles must contain a new neighbor of
596 u in $K - uv$ (i.e, a vertex in Π_{uv}).

The time stamp mechanism relies on a global *time counter*, ts , and on the
598 o and t attributes. The value of ts is set to zero before any vertex of \mathcal{T} is ever
processed (line 3 of Algorithm 4.2). Moreover, the value of ts is updated if and
600 only if an edge is contracted. More specifically, the value of ts is incremented
by one by Algorithm 4.5 immediately before the actual edge contraction occurs.

602 The o and t attributes of every vertex u of \mathcal{T} are each set to -1 during
the initialization stage (Algorithm 4.1). During the processing of a vertex u ,

Algorithm 4.5 CONTRACT(e, K, S, lue, lte, ts)

```
1: get the vertices  $u$  and  $v$  of  $e$ 
2: get the vertices  $x$  and  $y$  of  $lk(e, K)$ 
3:  $ts \leftarrow ts + 1$ 
4: for each  $z$  in  $lk(v, K)$  do
5:   if  $z \in \Pi_{uv}$  then
6:      $n(z) \leftarrow u$ 
7:      $c(z) \leftarrow 0$ 
8:      $o(z) \leftarrow ts$ 
9:      $t(z) \leftarrow -1$ 
10:  end if {vertex  $z$  will become a neighbor of  $u$  in  $K - uv$ }
11: end for {initializes the  $n, c, o,$  and  $t$  attributes of the new neighbors of  $u$ }
12:  $p(v) \leftarrow true$  {prevents  $v$  from being selected for processing}
13: push a record with  $v, [u, v], [v, x], [v, y], [u, v, x],$  and  $[u, v, y]$  onto  $S$ 
14:  $temp \leftarrow \emptyset$  { $temp$  is a temporary list of edges  $[u, z]$  such that  $z \in \Pi_{uv}$ }
15: COLLAPSE( $e, K, temp$ ) {updates the DCEL}
16:  $d(x) \leftarrow d(x) - 1$  {updates the degree of  $x$ }
17:  $d(y) \leftarrow d(y) - 1$  {updates the degree of  $y$ }
18:  $d(u) \leftarrow d(u) + d(v) - 4$  {updates the degree of  $u$ }
19: if  $d(x) = 3$  and not  $p(x)$  and  $t(x) = -1$  then
20:   move  $[u, x]$  to the front of  $lue$ 
21: end if
22: if  $d(y) = 3$  and not  $p(y)$  and  $t(y) = -1$  then
23:   move  $[u, y]$  to the front of  $lue$ 
24: end if
25: for each  $[u, z]$  in  $temp$  do
26:   if not  $p(z)$  then
27:     if  $d(z) = 3$  then
28:       insert  $[u, z]$  at the front of  $lue$ 
29:     else
30:       insert  $[u, z]$  at the rear of  $lue$ 
31:     end if
32:   else
33:     get the vertices  $x$  and  $y$  of  $lk([u, z], K)$ 
34:     for each  $w$  in  $lk(z, K)$  do
35:       if  $w \notin \Lambda_{uz}$  and  $n(w) = u$  and  $t(w) \neq -1$  then
36:          $c(w) \leftarrow c(w) + 1$  {increment  $c(w)$  to account for  $(u, w, z)$ }
37:         if  $c(w) = 1$  then
38:           move  $[u, w]$  to the rear of  $lte$  {[ $u, w$ ] is now non-contractible}
39:         end if
40:       end if
41:     end for
42:   end if
43: end for {updates  $c(z)$  if  $[u, z] \in lte$  and inserts  $[u, z]$  in  $lue$  otherwise}
```

604 the value of the o attribute of a vertex v is changed to ts if and only if v is or
 becomes a neighbor of u , i.e., right before $[u, v]$ is inserted into list lue because
 606 v is already a neighbor of u when the processing of u begins (see line 10 of
 Algorithm 4.2) or because v becomes a neighbor of u as the result of an edge
 608 contraction during the processing of u (in line 8 of Algorithm 4.5). The value
 of $o(v)$ is changed only once during the processing of u , and after the change
 610 is made $o(v)$ can be viewed as the *time* the algorithm discovers that v is in
 $lk(u, K)$. In turn, the t attribute of a vertex v may be changed at most once
 612 during the processing of u . The value of $t(v)$ is set to ts immediately before
 $[u, v]$ is removed from list lue (see line 24 of Algorithm 4.2). Hence, after the
 614 change is made, $t(v)$ can be viewed as the *time* the algorithm decides whether
 $[u, v]$ is contractible.

616 Before we describe the time stamp mechanism, we state two invariants re-
 garding list lue and lte , which will also help us prove the correctness of the
 618 algorithm:

Proposition 8. *Let u be any vertex of \mathcal{T} processed by the algorithm. Then,
 620 during the processing of vertex u , the conditions regarding lue below are (loop)
 invariants of the while and repeat-until loops in lines 22-30 and 21-34, respec-
 622 tively, of Algorithm 4.2:*

- (1) every edge $[u, w]$ in lue is an edge of the current triangulation, K ;
- 624 (2) if $[u, w]$ is an edge in lue such that d_w is greater than 3, then edge $[u, w]$
 cannot precede an edge $[u, z]$ in lue such that d_z is equal to 3;
- 626 (3) the value of $p(z)$ is false, for every vertex z such that $[u, z]$ is in lue ;
- (4) the value of $o(z)$ is no longer -1 , for every vertex z such that $[u, z]$ is in
 628 lue ;
- (5) the value of $t(z)$ is -1 , for every vertex z such that $[u, z]$ is in lue ;
- 630 (6) the value of $c(z)$ is 0, for every vertex z such that $[u, z]$ is in lue ; and
- (7) no edge in lue has been tested against the link condition before.

632 *Proof.* See [Appendix B](#). □

Proposition 9. *Let u be any vertex of \mathcal{T} processed by the algorithm. Then,
 634 during the processing of u , the conditions regarding lte below are (loop) invari-
 ants of the while and repeat-until loop in lines 22-30 and 21-34, respectively, of
 636 Algorithm 4.2:*

- (1) lists lue and lte have no edge in common;
- 638 (2) if $[u, z]$ is an edge in lte then $t(z) \geq o(z) > -1$; and
- (3) every edge in lte was tested against the link condition exactly once and
 640 failed.

Proof. See [Appendix B](#). □

642 Let $[u, v]$ be an edge removed from lue during the processing of vertex u ,
 and let K be the current triangulation at that time. Suppose that $[u, v]$ is
 644 contractible. The time stamp mechanism distinguishes two cases: $d_v > 3$ and
 $d_v = 3$.

646 **Case $d_v > 3$.** If d_v is greater than 3 in K , then Algorithm 4.4 is executed
 on $[u, v]$, and Algorithm 4.5 is invoked in line 14 to contract $[u, v]$ (refer to
 648 triangulation K in Figure 10). As we pointed out before, the contraction of
 $[u, v]$ may give rise to one or more critical cycles in $K - uv$. So, for every
 650 neighbor z of v in K that becomes a new neighbor of u in $K - uv$, the algorithm
 determines if u and z have a common neighbor, w . If so, then (u, v, z, w) is a 4-
 652 cycle in K , shortened by the contraction of $[u, v]$, that gave rise to critical cycle
 (u, z, w) in $K - uv$. If edge $[u, w]$ is in lte , then $c(w)$ must be incremented by 1
 654 to account for the newly created critical cycle, (u, z, w) , in $K - uv$. Otherwise,
 nothing needs to be done, as either $[u, w]$ is still in lue or vertex w has been
 656 processed.

Lines 4-11 of `CONTRACT()` (see Algorithm 4.5) visit all neighbors z of v in K
 658 that become neighbors of u in $K - uv$. Procedure `COLLAPSE()`, invoked in line
 15, contracts $[u, v]$, updates the DCEL, and returns a list, $temp$, with the new
 660 neighbors z of u in $K - uv$. Lines 16-18 update the degrees of the vertices x , y ,
 and u , where x and y are the two vertices in $lk([u, v], K)$. Lines 19-24 ensure that
 662 Proposition 8(2) holds, and lines 25-43 process the new neighbors z of u that
 were placed in list $temp$. If $p(z)$ is *true* then the algorithm determines whether
 664 the contraction of $[u, v]$ in K produced critical cycles in $K - uv$ involving $[u, z]$.
 If this is the case, then the critical cycle counter of the third vertex w of the
 666 cycle is updated accordingly. If $p(z)$ is *false* then $[u, z]$ is inserted into lue in
 lines 27-31.

668 Suppose that $p(z)$ is *true*. To determine whether u and z share the same
 neighbor, w , in $K - uv$, or equivalently, to determine the occurrence of a new
 670 critical cycle in $K - uv$ involving edge $[u, z]$, `CONTRACT()` compares $n(w)$ with
 u , for every vertex w in $lk(z, K - uv)$ such that $w \notin \Lambda_{uz}$ (see lines 28-35 of Algo-
 672 rithm 4.5). If $n(w) = u$, then (u, z, w) is a critical cycle in $K - uv$. Otherwise,
 (u, z, w) is *not* a cycle in $K - uv$. This verification takes $\Theta(d_z)$ -time, where
 674 d_z is the degree of z in $K - uv$. Since z is a previously processed vertex, it is
 possible that d_z is greater than the degree of z in the input triangulation, \mathcal{T} .
 676 The value of $c(w)$ must be incremented by 1 to account for (u, z, w) whenever
 $[u, w]$ belongs to list lte . Line 35 of Algorithm 4.5 checks if $n(w) = u$, $w \notin \Lambda_{uz}$,
 678 and $t(w) \neq -1$. If the first two conditions are true, then (u, z, w) is a critical
 cycle in $K - uv$. If the third is also true, then Propositions 8 and 9 tell us that
 680 $[u, w]$ is in lte . Accordingly, `CONTRACT()` increments the critical cycle counter,
 $c(w)$, of w by 1 in line 36 if and only if the logical expression in line 35 evaluates
 682 to *true*.

Suppose now that $p(z)$ is *false*. Then, `CONTRACT()` simply inserts $[u, z]$ into
 684 lue (see lines 27-31 of Algorithm 4.5). *Our algorithm need not check whether*
 $[u, z]$ *is part of a critical cycle in $K - uv$ at this point.* This verification is

686 postponed to the moment at which $[u, z]$ is removed from lue , in line 23 of
 Algorithm 4.2, with vertex z labeled as v . If $[u, v]$ is part of a critical cycle,
 688 then v cannot have degree 3, which means that $[u, v]$ is tested against the link
 condition in lines 2-12 of Algorithm 4.4. During this test, if $[u, v]$ is found to be
 690 part of a critical cycle, then the third vertex involved in the cycle (labeled z in
 Algorithm 4.4) may have its c attribute value incremented. Indeed, the value of
 692 $c(z)$ is incremented by 1 whenever (a) $[u, z]$ is in lte (i.e., $t(z) \neq -1$), and (b) $[u, z]$
 was inserted in lte before v became a neighbor of u (i.e., $t(z) < o(v)$). Condition
 694 (b) is necessary to ensure correctness of the counting process. Otherwise, $c(z)$
 could be incremented twice for the same cycle, (u, v, z) : one time when edge
 696 $[u, z]$ is tested against the link condition, and another time when edge $[u, v]$ is
 tested against the link condition. For an example, let $[u, r]$ be an edge of K such
 698 that $[u, r]$ is part of a critical cycle, (u, r, s) , of K by the time $[u, r]$ is removed
 from lue in line 23 of Algorithm 4.2 (see Figure 11). Suppose that $d_r > 3$ and
 700 $p(s) = false$. Then, when $[u, r]$ is given as input to Algorithm 4.4, we have two
 possibilities:

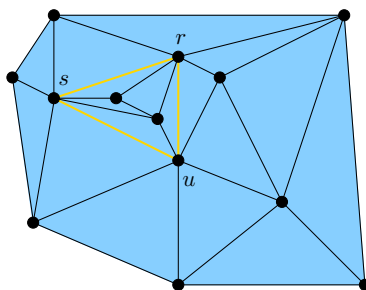


Figure 11: A critical cycle (u, r, s) in K .

- 702 (i) $t(s) < o(r)$: edge $[u, s]$ was tested against the link condition *before* r
 becomes a neighbor of u . Thus, by the time $[u, s]$ was tested against the
 704 link condition, edge $[u, r]$ was not an edge of the current triangulation.
 Consequently, line 6 of Algorithm 4.4 could not be executed to increment
 706 $c(r)$ by 1 (with r labeled z) to account for a critical cycle that did not exist
 at the time. For the same reason, line 4 of Algorithm 4.4 cannot increment
 708 $c(s)$ by 1 to account for the same cycle either (with s labeled v). However,
 when $[u, r]$ is tested against the link condition, $c(r)$ is incremented by 1
 710 in line 4 of Algorithm 4.4 (with r labeled v) to account for (u, r, s) . In
 addition, since $[u, s]$ is in lte , we have $t(s) \neq -1$. By hypothesis, we also
 712 know that $t(s) < o(r)$. So, line 6 of Algorithm 4.4 is executed to increment
 $c(s)$ by 1 to account for (u, r, s) for the first time as well (with s labeled
 714 z).
- 716 (ii) $t(s) \geq o(r)$: vertex r was already a neighbor of u when $[u, s]$ was tested
 against the link condition. So, we have two cases: (a) $[u, s]$ is tested

718 against the link condition before $[u, r]$, and (b) $[u, r]$ is tested against the
link condition before $[u, s]$. If (a) holds, then $c(s)$ is incremented by 1
720 to account for (u, r, s) when $[u, s]$ is the input edge, e , of Algorithm 4.4
(with s labeled v). However, the value of $c(r)$ is not incremented by 1 to
722 account for the same cycle, as line 6 is not executed. The reason is that
 $[u, r]$ is still in lue . So, $t(r) = -1$, which implies that condition $t(z) \neq -1$
724 fails (with $z = r$) in line 5 of Algorithm 4.4. When $[u, r]$ is tested against
the link condition, the value of $c(r)$ is incremented by 1 to account for
726 (u, r, s) in line 4 of Algorithm 4.4 (with r labeled v). At this point, $c(s)$ is
not incremented to account for (u, r, s) for the *second* time, as condition
728 $t(z) < o(v)$ fails for $z = s$ and $v = r$. If (b) holds, then the situation is
similar to (a); we just have to interchange the roles of r and s . Therefore,
to account for (u, r, s) , the values of $c(r)$ and $c(s)$ are incremented by 1
730 only once.

Case $d_v = 3$. If v is a degree-3 vertex and K is not (isomorphic to) \mathcal{T}_4 ,
732 then procedure PROCESSVERTEXOFDEGREEEQ3() (Algorithm 4.3) is invoked
in line 26 of Algorithm 4.2 to contract $[u, v]$. Let C be the critical cycle of K
734 consisting of the edges in $lk(v, K)$, i.e., $[u, x]$, $[x, y]$, and $[u, y]$, where x and y are
the two vertices of $lk([u, v], K)$. Then, Proposition 7 tells us that the contraction
736 of edge $[u, v]$ makes C non-critical in $K - uv$. If edge $[u, x]$ (resp. $[u, y]$) belongs
to lte , then the value of $c(x)$ (resp. $c(y)$) must be decremented by 1 to account
738 for the fact that one critical cycle in K containing $[u, x]$ (resp. $[u, y]$) is no longer
critical in $K - uv$.

740 The value of $c(x)$ (resp. $c(y)$) should only be decremented if $c(x)$ (resp.
 $c(y)$) was previously incremented to account for the critical cycle that became
742 non-critical. Algorithm 4.3 uses the values of the o and t attributes of x and y
to decide whether $c(x)$ and $c(y)$ should be decremented as follows:

- 744 • If, immediately after the contraction of $[u, v]$ in K , the values of $t(x)$ and
746 $t(y)$ are both different from -1 , then $[u, x]$ and $[u, y]$ are both in lte , and
 $c(x)$ and $c(y)$ were incremented by 1 to account for the existence of C
748 when either $[u, x]$ or $[u, y]$ was tested against the link condition in line 4
of Algorithm 4.4 (with x or y labeled v). Both x and y are vertices with
750 degree greater than 3 in K , as it was the case when $[u, x]$ and $[u, y]$ were
removed from lue and then tested against the link condition. From the
752 case $d_v > 3$, we know that $c(x)$ and $c(y)$ were incremented by 1 to account
for C exactly once. So, to account for the fact that C is no longer critical
754 in $K - uv$, both $c(x)$ and $c(y)$ are decremented by 1 after the contraction
of $[u, v]$ in line 3 of Algorithm 4.3, which is done right after by lines 6 and
7.
- 756 • If, immediately after the contraction of $[u, v]$, $t(x) \neq -1$ and $t(y) = -1$,
then only $[u, x]$ is in lte . Vertex y cannot be trapped, as edge $[v, y]$ is
758 contractible in K (see Proposition 6) and no edge incident on a trapped
vertex can be contractible (see Lemma 5). Thus, vertex y has not been
760 processed yet, which means that $[u, y]$ is still in lue . Moreover, the value of

762 $c(x)$ is incremented to account for C if and only if $[u, x]$ was inserted into
763 lte after y became a neighbor of u (i.e., $n(y) = u$). In fact, if $n(y) = u$ then
764 line 4 of Algorithm 4.4 is executed for $v = x$ and $z = y$, incrementing $c(x)$
765 by 1 to account for C . Also, since $t(y) = -1$, line 6 of Algorithm 4.4 is *not*
766 executed for $z = y$, and hence $c(y)$ is not incremented by 1 to account for
767 C while $[u, x]$ is tested against the link condition. Conversely, if $[u, x]$ was
768 inserted into lte before y became a neighbor of u , then y is not a vertex in
769 Π_{ux} , which means that line 4 of Algorithm 4.4 is not executed for $v = x$
770 and $z = y$. Thus, the value of $c(x)$ is not incremented by 1 to account for
771 C . This is consistent with the fact that C is not even a cycle in the current
772 triangulation by the time $[u, x]$ is tested against the link condition.

773 When $[u, x]$ is inserted into lte after y becomes a neighbor of u , we must
774 have $o(x) \geq o(y)$, as $[u, y]$ is still in list lue (i.e., $t(y) = -1$) and $[u, x]$ was
775 removed from lue before $[u, y]$. Since $t(w) \geq o(w)$ for every vertex w such
776 that $[u, w]$ is in lte , we must have that $t(x) \geq o(y)$. If $[u, x]$ is inserted
777 into lte before y becomes a neighbor of u , then $t(x) < o(y)$, as $t(x)$ is the
778 time at which $[u, x]$ is removed from lue and inserted into lte , while $o(y)$
779 is the time at which y becomes a neighbor of u . So, whenever $t(x) \neq -1$,
780 $t(y) = -1$ and $t(x) \geq o(y)$, the value of $c(x)$ (but not the one of $c(y)$) is
781 decremented by 1 in line 15 of Algorithm 4.3, right after the contraction
782 of $[u, v]$ in line 3, to account for the fact that C is no longer critical in
783 $K - uv$.

- 784 • If $t(x) = -1$ and $t(y) \neq -1$ immediately after the contraction of $[u, v]$,
785 then we have the same case as before, except that the roles of x and y are
786 interchanged.
- 787 • If both $t(x)$ and $t(y)$ are equal to -1 , then neither $[u, x]$ nor $[u, y]$ are in lte ,
788 and thus there is no need for updating $c(x)$ and $c(y)$ (as none of them were
789 incremented by 1 to account for C). Furthermore, since C is no longer
790 critical in $K - uv$, the values of $c(x)$ and $c(y)$ cannot be incremented by 1
791 to account for C when $[u, x]$ and $[u, y]$ are tested against the link condition,
792 which is also consistent with the fact that C is not critical in $K - uv$. In
793 fact, cycle C may not even be a cycle in K when $[u, x]$ and $[u, y]$ are tested.

794 To illustrate all cases above, consider the triangulation K_1 in Figure 12. Note
795 that vertex x is a neighbor of u in K_1 , but vertex y is not. Suppose that edge
796 $[u, w]$ is contracted, making y a neighbor of u and yielding triangulation K_2 in
797 Figure 12. Next, suppose that edge $[u, z]$ is contracted, yielding triangulation K_3
798 in Figure 12. Finally, since v is a degree-3 vertex in K_3 , edge $[u, v]$ is contracted,
799 which makes (u, x, y) a non-critical cycle in $K_3 - uv$. After $[u, v]$ is contracted,
800 the values of $c(x)$ and $c(y)$ are updated by Algorithm 4.4. To illustrate how the
801 updates are carried out by the algorithm, consider the following scenarios: (i)
802 $[u, x]$ is removed from lue before edge $[u, w]$ is, (ii) $[u, x]$ is removed from lue
803 after edge $[u, w]$ is, (iii) $[u, y]$ is removed from list lue before $[u, z]$ is, and (iv)
804 $[u, y]$ is removed from list lue after $[u, z]$ is.

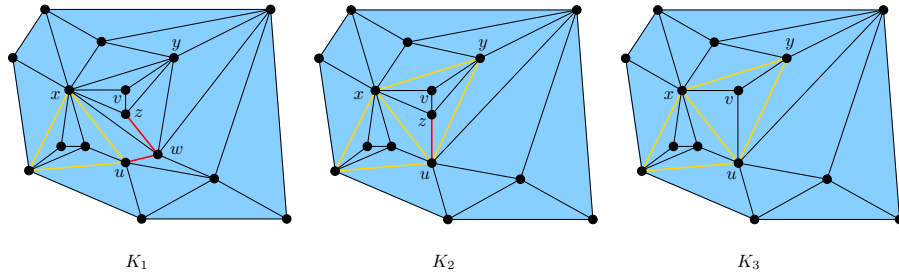


Figure 12: K_2 (resp. K_3) is obtained from K_1 (resp. K_2) by contracting $[u, w]$ (resp. $[u, z]$).

804 Suppose that (i) and (iii) hold. Then, both $[u, x]$ and $[u, y]$ have been tested
 against the link condition by the time $[u, v]$ is considered for contraction in K_3 .
 806 So, $t(x) \neq -1$ and $t(y) \neq -1$ immediately after the contraction of $[u, v]$, as
 both $[u, x]$ and $[u, y]$ have already been removed from list lue (and inserted into
 808 list lte). Since y is not a neighbor of u when $[u, x]$ is tested against the link
 condition, the values of $c(x)$ and $c(y)$ are not incremented to account for critical
 810 cycle (u, x, y) in K_3 . Indeed, both $c(x)$ and $c(y)$ are incremented by 1 to account
 for (u, x, y) in K_3 while $[u, y]$ is tested against the link condition. This is done
 812 by lines 4 and 6 of Algorithm 4.4, with x and y labeled z and v , respectively, as
 $t(x) \neq -1$ and $t(x) < o(y)$. After the contraction of $[u, v]$ in K_3 , both $c(x)$ and
 814 $c(y)$ are decremented by 1 in lines 6 and 7 of Algorithm 4.4, which accounts for
 the fact that (u, x, y) is no longer critical in $K_3 - uv$.

816 If (iv) holds instead, then only $[u, x]$ has been tested against the link condi-
 tion by the time $[u, v]$ is considered for contraction in K_3 . So, $t(x) \neq -1$ and
 818 $t(y) = -1$ immediately after the contraction of $[u, v]$, as $[u, y]$ is still in list lue .
 Since y is not a neighbor of u when $[u, x]$ is removed from lue and tested against
 820 the link condition, we get $t(x) < o(y)$. This implies that $c(x)$ is not decremented
 by 1, in line 15 of Algorithm 4.3, to account for the fact that (u, x, y) is not
 822 critical in $K_3 - uv$. This is consistent with the fact that $c(x)$ is not incremented
 by 1 to account for critical cycle (u, x, y) when $[u, x]$ was tested against the link
 824 condition.

Suppose that (ii) holds. Then, vertex y is already a neighbor of u when $[u, x]$
 826 is removed from list lue . Furthermore, edge $[u, x]$ is removed from lue before
 $[u, y]$ is, as both edges are inserted at the rear of lue and $[u, x]$ is inserted first.
 828 Since $t(y) = -1$ and $t(y) < o(x)$ by the time $[u, x]$ is tested against the link
 condition, both $c(x)$ and $c(y)$ are incremented by 1 in lines 4 and 6 of Algorithm
 830 4.4, respectively, during the test. If (iii) also holds, then we get $t(x) \neq -1$ and
 $t(y) \neq -1$ by the time $[u, v]$ is tested against the link condition. So, after the
 832 contraction of $[u, v]$ in K_3 , both $c(x)$ and $c(y)$ are decremented by 1 in lines 6
 and 7 of Algorithm 4.3, respectively, to account for the fact that (u, x, y) is not
 834 a critical cycle in $K_3 - uv$. If (iv) holds instead, then since v is a degree-3 vertex,
 edge $[u, v]$ is removed from lue before $[u, y]$ is. This means that $[u, y]$ is still in
 836 lue after the contraction of $[u, v]$. Thus, $t(y) = -1$. But, since y was a neighbor

of u when $[u, x]$ was removed from lue , we get $t(x) \geq o(y)$. So, both $c(x)$ and $c(y)$ are decremented by 1 in lines 6 and 7 of Algorithm 4.3, respectively, to account for the fact that (u, x, y) is not critical in $K_3 - uv$. Thus, the values of $c(x)$ and $c(y)$ are consistently updated by the algorithm in cases (ii) and (iii).

Finally, suppose that triangulation K_2 in Figure 12 is the initial triangulation in the processing of u , which means that the algorithm finds that both vertices x and y are neighbors of u in lines 8-19 of Algorithm 4.2, and thus $o(x) = o(y) \neq -1$. If edge $[u, z]$ is removed from lue before both $[u, x]$ and $[u, y]$, then $[u, x]$ and $[u, y]$ are in list lue immediately after the contraction of $[u, z]$. Since v is a degree-3 vertex, edge $[u, v]$ is inserted at the front of lue , which implies that $[u, v]$ is removed from lue before any of $[u, x]$ and $[u, y]$ is. So, after the contraction of $[u, v]$, we get $t(x) = t(y) = -1$. Thus, the values of $c(x)$ and $c(y)$ are not decremented in Algorithm 4.3 to account for the fact that (u, x, y) is not a critical cycle in $K - uv$. This is consistent with the fact that none of $c(x)$ and $c(y)$ have been incremented yet. This example shows that, to consistently update the values of the c attributes, our algorithm need not increment counters every time a critical cycle arises.

4.4. Processing edges

From Proposition 8, each edge that belongs to list lue , during the processing of vertex u , is an edge of the form $[u, z]$ such that $c(z) = 0$, $o(z) \neq -1$, $t(z) = -1$, and $p(z) = false$ (i.e, z is in Q and thus it has not been processed yet). Furthermore, every edge in lue is eventually removed from lue during the execution of the while loop in lines 22-30 of Algorithm 4.2. Once an edge $[u, z]$ is removed from lue , there are 3 possibilities: it is either contracted, inserted into list lte , or ignored.

If $[u, z]$ is contracted, then it is removed from triangulation $K - uz$ and $p(z)$ is set to *true*, which prevents the algorithm from trying to process vertex z after it is removed from Q in line 5 of Algorithm 4.2. If $[u, z]$ is inserted into lte , then $[u, z]$ has been tested against the link condition and found to be non-contractible by Algorithm 4.4. Moreover, immediately before $[u, z]$ is inserted into lte (see line 16 of Algorithm 4.4), the value of $c(z)$ is equal to the number of critical cycles containing $[u, z]$ in K , and the value of $t(z)$ is the time at which $[u, z]$ was removed from lue . If $[u, z]$ is ignored, i.e., if the degree, d_u , of u and the degree, d_z , of z are both equal to 3 (see line 25 of Algorithm 4.2 and line 2 of Algorithm 4.3), then K is (isomorphic to) \mathcal{T}_4 , which means that $[u, z]$ is not contractible.

List lue will eventually be empty after finitely many iterations of the while loop in lines 22-30 of Algorithm 4.2. This is because there are finitely many edges in the input triangulation \mathcal{T} , each edge contraction yields a triangulation with three fewer edges, no vertex is created by the algorithm, and no edge removed from lue is inserted into lue again. So, let us consider the moment at which lue becomes empty and line 31 of Algorithm 4.2 is reached. For every edge $[u, z]$ in the current triangulation, K , we distinguish two cases: (1) $[u, z] \notin lte$ and (2) $[u, z] \in lte$.

882 If $[u, z] \notin lte$, then let us consider the value of $p(z)$. If $p(z)$ is *true*, then vertex z was processed before u is removed from Q . So, edge $[u, z]$ is never inserted into lue . Since z was processed before, it is trapped, which implies that $[u, z]$ is 884 non-contractible. If $p(z)$ is *false*, then z is still in Q , and edge $[u, z]$ was ignored by the algorithm after being removed from list lue . So, triangulation K must be (isomorphic to) \mathcal{T}_4 , which implies that all edges of K are non-contractible 886 edges.

888 If $[u, z] \in lte$, then $[u, z]$ has been tested against the link condition after being removed from lue and found to be non-contractible at the time. List lte 890 is a temporary holder for this kind of edge. Every time list lue becomes empty and the while loop in lines 22-30 of Algorithm 4.2 ends, list lte is examined by 892 procedure `PROCESSEDELIST()` in Algorithm 4.6, which is invoked by line 32 of Algorithm 4.2 whenever lte is nonempty. This procedure checks whether an 894 edge $[u, v]$ in lte became contractible (after being inserted into lte). If so, at least one contractible edge in lte is contracted. The contraction of $[u, v]$ can 896 generate edges in $K - uv$ that are not in K . This is the case whenever $\Pi_{uv} \neq \emptyset$, and the edges are precisely the ones of the form $[u, w]$ in $K - uv$, with $w \in \Pi_{uv}$ 898 (see Figure 7).

Algorithm 4.6 `PROCESSEDELIST(K, S, lue, lte, ts)`

```

1: while  $lte \neq \emptyset$  do
2:   let  $e = [u, v]$  be the edge at the front of  $lte$ 
3:   if  $d(v) = 3$  then
4:     remove edge  $e = [u, v]$  from  $lte$ 
5:     PROCESSVERTEXOFDEGREEEQ3( $e, K, S, lue, lte, ts$ )
6:   else
7:     break{the edge at the front of  $lte$  is not incident on a degree-3 vertex}
8:   end if
9: end while{contract edges incident on degree-3 vertices}
10: if  $lte \neq \emptyset$  then
11:   let  $e = [u, v]$  be the edge at the front of  $lte$ 
12:   if  $c(v) = 0$  then
13:     remove edge  $e$  from  $lte$ {the degree of  $v$  is greater than 3}
14:     CONTRACT( $e, K, S, lue, lte, ts$ ){since  $c(v) = 0$ , edge  $e$  is contractible}
15:   end if
16: end if{the first edge of  $lte$  is incident on a vertex with degree greater than 3}

```

900 To efficiently find a contractible edge in lte or find out that one does not exist, our algorithm always moves every edge $[u, z]$ whose value of $c(z)$ is 0 to the front of lte . In particular, every time that the value of $c(z)$ is decremented, 902 for any vertex z such that $[u, z]$ is in lte , the algorithm verifies if $c(z)$ becomes 0. If so, edge $[u, z]$ is moved to the front of lte (see lines 8-13, 16-18, and 21-23 904 of Algorithm 4.3). In addition, every time that the value of $c(z)$ is incremented, for any vertex z such that $[u, z]$ is in lte , the algorithm verifies if $c(z)$ becomes 906 1. If so, edge $[u, z]$ is moved to the rear of lte (see lines 37-39 of Algorithm 4.5 and lines 7-9 of Algorithm 4.4). So, the following invariant regarding lte also 908 holds:

Proposition 10. *Let u be the currently processed vertex of the algorithm. Then, the following property regarding list lte is a (loop) invariant of the while and repeat-until loops in lines 22-30 and 21-34 of Algorithm 4.2: no edge $[u, z]$ in lte such that $c(z) > 0$ can precede an edge $[u, w]$ in lte such that $c(w)$ is equal to 0.*

Proof. See Appendix B. □

From Proposition 10, it suffices to check the value of $c(z)$, where $[u, z]$ is the edge at the front of lte , to find out whether lte contains a contractible edge, which takes constant time. Of course, the correctness of this test relies on the premise that $c(w)$ is indeed equal to the number of critical cycles in K containing edge $[u, w]$, for every edge $[u, w]$ in lte . The following states that this premise is valid:

Proposition 11. *Let u be any vertex of \mathcal{T} processed by the algorithm. Then, whenever line 32 of Algorithm 4.2 is reached, during the processing of u , we have that for every edge $[u, w]$ in list lte , the value of $c(w)$ is the number of critical cycles in K containing edge $[u, w]$, where K is the current triangulation at the time.*

Proof. See Appendix B. □

If list lue is empty after Algorithm 4.6 is executed, then no edge in lte is contractible, which also means that no edge incident on u is contractible. So, vertex u is trapped and the processing of u ends. Otherwise, the while loop in lines 22-30 of Algorithm 4.2 is executed again to process the edges in lue . It is worth noting that *no edge is tested against the link condition more than once*. Furthermore, since lte is a doubly-connected linked list, moving an element of lte from any position to the front or rear of lte can be done in constant time if we have a pointer to the element. With that in mind, we included a pointer in the edge record of our augmented DCEL to the edge record of lte , which makes it possible to access an edge in lte from the DCEL record of the edge in constant time.

4.5. Updating the DCEL

Our algorithm stores the input triangulation, \mathcal{T} , in a Doubly-Connected Edge List (DCEL) data structure [37], which is augmented with vertex attributes p , n , c , o , and t and an edge attribute (i.e., a pointer to a node in lte). Our DCEL has four records: one for vertices, one for edges, one for triangles, and one for half-edges. For each half-edge, h , that bounds a given triangle of the triangulation represented by the DCEL, there is the *next* half-edge and the *previous* half-edge on the same boundary. The destination vertex of h is the origin vertex of its next half-edge, while the origin vertex of h is the destination vertex of its previous half-edge.

The record of a vertex v stores a pointer, he , to an arbitrary half-edge whose origin vertex is v . It also contains fields corresponding to the p , n , c , o , and t attributes. The edge record of an edge e contains two pointers, $h1$ and $h2$,

950 one for each half-edge of e . It also contains a pointer to a record of lte . The
 face record of a face τ stores a pointer, he , to one of the three half-edges of its
 952 boundary. The half-edge record of a half-edge h contains a pointer, or , to its
 origin vertex; a pointer, pv , to its previous half-edge; a pointer, nx , to its next
 954 half-edge; a pointer, eg , to its corresponding edge; and a pointer, fc , to the face
 it belongs to.

956 Our DCEL also has a procedure, called $MATE()$, that returns the mate of a
 given half-edge h by comparing a pointer to h with the pointers $h1(eg(h))$ and
 958 $h2(eg(h))$ of the edge $eg(h)$ to which h belongs. If h is equal to $h1(eg(h))$, then
 $MATE()$ returns a pointer to $h2(eg(h))$. Otherwise, $MATE()$ returns a pointer to
 960 $h1(eg(h))$.

Procedure $COLLAPSE()$ in Algorithm 4.7 implements the edge contraction
 962 operation in a triangulation represented by our DCEL. If $e = [u, v]$ is the edge
 to be contracted during the processing of a vertex, u , then $COLLAPSE()$ removes
 964 edges $[u, v]$, $[v, x]$, and $[v, y]$, along with faces $[u, v, x]$ and $[u, v, y]$, where x and
 y are the two vertices in $lk([u, v], K)$, and K is the current triangulation. In
 966 addition, $COLLAPSE()$ replaces all edges of the form $[v, z]$, where $z \notin \{u, x, y\}$,
 by edges of the form $[u, z]$. Each operation in $COLLAPSE()$ takes constant time,
 968 but there are $d_v - 3$ edge replacements. So, the time complexity of $COLLAPSE()$
 is in $\Theta(d_v)$.

Algorithm 4.7 $COLLAPSE(e, K, temp)$

```

1: get the vertices  $u$  and  $v$  of  $e$ 
2:  $h \leftarrow$  if  $or(h1(e)) \neq u$  then  $or(h1(e))$  else  $or(h2(e))$ 
3:  $x \leftarrow or(pv(h))$ 
4:  $y \leftarrow or(pv(MATE(h)))$ 
5:  $h1 \leftarrow MATE(nx(h))$  { $h1$  starts at  $x$  and ends at  $v$ }
6:  $h2 \leftarrow pr(MATE(h))$  { $h2$  starts at  $v$  and ends at  $y$ }
7:  $e1 \leftarrow eg(h1)$  { $e1$  points to edge  $[v, x]$ }
8:  $e2 \leftarrow eg(h2)$  { $e2$  points to edge  $[v, y]$ }
9:  $h3 \leftarrow nx(h1)$ 
10: while  $h3 \neq h2$  do
11:    $or(h3) \leftarrow u$ 
12:   insert  $h3$  into  $temp$ 
13:    $h3 \leftarrow nx(MATE(h3))$ 
14: end while{replace  $v$  by  $u$ }
15:  $f \leftarrow eg(pv(h))$  { $f$  is a pointer to edge  $[u, x]$  in  $K$ }
16:  $g \leftarrow eg(nx(MATE(h)))$  { $g$  is a pointer to edge  $[u, y]$  in  $K$ }
17:  $h1(f) \leftarrow MATE(pv(h))$ 
18:  $h2(f) \leftarrow h1$  {the half-edge starting at  $u$  and ending at  $x$  is now a mate of  $h1$ }
19:  $h1(g) \leftarrow MATE(nx(MATE(h)))$ 
20:  $h2(g) \leftarrow h2$  {the half-edge starting at  $y$  and ending at  $u$  is now a mate of  $h2$ }
21:  $he(u) \leftarrow h2$  {makes sure  $u$  points to a half-edge in the final triangulation}
22: remove edges  $e$ ,  $e1$ , and  $e2$ , and triangles  $fc(h1(e))$  and  $fc(h2(e))$ 

```

970 4.6. Genus-0 surfaces

972 In this section, we make some observations about our algorithm with regard
to triangulations of surfaces of genus 0, as it takes linear time in n_f to produce
an irreducible triangulation from \mathcal{T} . Recall that n_f is the number of triangles
974 in \mathcal{T} .

We start by noticing that if list lte is nonempty when the loop in lines 21-
976 34 of Algorithm 4.2 ends (i.e., when the processing of vertex u ends), then
every edge $[u, v]$ in lte is a non-contractible edge in the triangulation at the
978 time. Otherwise, the c attribute of v would be zero and $[u, v]$ would have been
contracted. From Lemma 5, we know that $[u, v]$ can no longer be contracted, as
980 vertex u is trapped after being processed. Nevertheless, it is still possible that
an edge, $[w, v]$, in the link of u is contracted after u is processed, causing $[u, v]$ to
982 be removed from the resulting triangulation, as shown in Figure 13. Of course,
the triangulation immediately before the contraction cannot be (isomorphic to)
984 \mathcal{T}_4 .

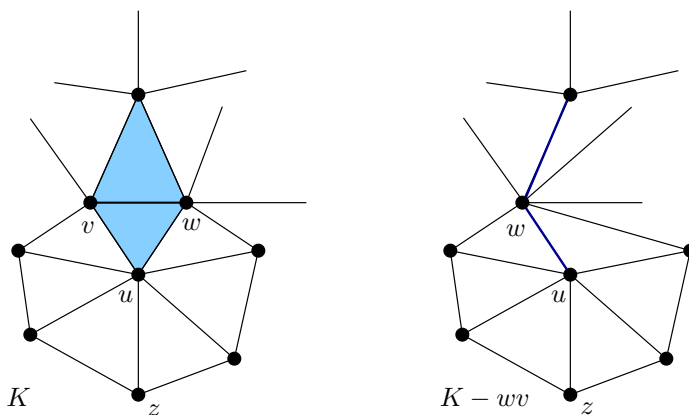


Figure 13: Vertex u is trapped, but its link may be modified by the contraction of a link edge.

986 Since u is trapped before the contraction of $[v, w]$, edge $[u, v]$ must belong
to a critical cycle, say C , in the triangulation K to which the contraction is
applied. Similarly, edge $[u, w]$ must also belong to a critical cycle, say C' , in
988 K . Both C and C' can have at most one edge in common. If they do have
an edge in common, then the contraction of $[v, w]$ identifies C and C' in
990 the resulting triangulation, $K - wv$. Otherwise, C gives rise to another critical cycle
containing $[u, w]$ in $K - wv$. In either case, no critical cycle containing $[u, w]$
992 becomes non-critical in $K - wv$. Thus, if e is any edge incident on u when the
contraction stage ends, then every critical cycle containing e immediately after
994 u is processed belongs to or has been merged into a critical cycle in triangulation
 \mathcal{T}' .

996 When \mathcal{S} is a genus-0 surface, the contraction stage produces a triangulation
 \mathcal{T}' isomorphic to \mathcal{T}_4 . No edge of \mathcal{T}' is contractible, of course, but none of them

998 can belong to a critical cycle either. So, from our previous remark, we can
 conclude that if u is the first vertex removed from Q in line 5 of Algorithm 4.2,
 1000 then list lte must be empty by the time vertex u is processed. Otherwise, every
 edge in lte would be part of a critical cycle in the current triangulation, say L , at
 1002 the time. But, since exactly three of those edges must be part of \mathcal{T}' , the critical
 cycles containing these three edges in L would also belong to \mathcal{T}' . However, this
 1004 is not possible as \mathcal{T}_4 has no critical cycles. Hence, after vertex u is processed, no
 edge incident on u is part of a critical cycle in L . Since u is trapped, all those
 1006 edges must be non-contractible. Thus, L must be isomorphic to \mathcal{T}_4 , and hence
 all contractions occur during the processing of the first vertex u removed from
 1008 Q .

4.7. Complexity

1010 This section analyzes the time and space complexities of the algorithm de-
 scribed in the previous sections. A key feature of this algorithm is the fact that
 1012 it tests an edge against the link condition at most once. If an edge is ever tested
 against the link condition and found to be non-contractible, the edge is stored
 1014 in an auxiliary list (i.e., lte) and a critical cycle counter is assigned to the edge
 by the algorithm to keep track of the number of critical cycles containing the
 1016 edge.

It turns out that maintaining the critical cycle counters of all edges in lte
 1018 is cheaper than repeatedly testing them against the link condition. In par-
 ticular, the time to update critical cycle counters is constant in lines 5-24 of
 Algorithm 4.3, can be charged to the time spent with the link condition test
 1020 in lines 2-11 of Algorithm 4.4, and is in $\sum_{z \in \mathcal{J}_u^v} \mathcal{O}(\rho_z)$ in lines 25-41 of Algo-
 1022 rithm 4.5, where \mathcal{J}_u^v denotes the set of all vertices z in \mathcal{T} such that $z \in \mathcal{T}'$, z
 has been processed before u , z becomes a neighbor of u after the contraction
 1024 of edge $[u, v]$, and ρ_z is the degree of z in the triangulation resulting from the
 contraction. As we see later in the proof of Theorem 12, if \mathcal{C}_u denotes the set
 1026 of all vertices v in \mathcal{T} such that edge $[u, v]$ is contracted during the processing of
 u , then

$$\sum_{u \in \mathcal{T}'} \sum_{v \in \mathcal{C}_u} \left(\mathcal{O}(d_v) + \sum_{z \in \mathcal{J}_u^v} \mathcal{O}(\rho_z) \right)$$

1028 is an upper bound for the total time to test all edges $[u, v]$ against the link
 condition plus the time to update critical cycle counters in lines 25-41 of Al-
 1030 gorithm 4.5, for every $u \in \mathcal{T}'$ and every $v \in \mathcal{C}_u$, where \mathcal{T}' is the irreducible
 triangulation produced by the algorithm. Furthermore, the above bound can
 1032 be written as $\mathcal{O}(n_v) + \mathcal{O}(g^2)$ if the genus g of the surface on which \mathcal{T} is defined
 is positive.

1034 **Theorem 12.** *Given a triangulation \mathcal{T} of a surface \mathcal{S} , our algorithm computes
 an irreducible triangulation \mathcal{T}' of \mathcal{S} in $\mathcal{O}(g^2 + g \cdot n_f)$ time if the genus g of \mathcal{S}
 1036 is positive, where n_f is the number of faces of \mathcal{T} . If $g = 0$, the time to compute
 \mathcal{T}' is linear in n_f . In both cases, the space required by the algorithm is linear in
 1038 n_f .*

1040 *Proof.* Let n_v and n_e be the number of vertices and edges of the input trian-
 1042 gulation \mathcal{T} . The initialization of the algorithm (see Algorithm 4.1) takes $\mathcal{O}(n_v)$
 time. Indeed, each iteration of the outer for loop in lines 2-13 takes $\Theta(d_u)$ time
 steps, where d_u is the degree of vertex u in \mathcal{T} , as line 3 and lines 7-12 require
 constant time each, and the inner for loop in lines 4-6 takes $\Theta(d_u)$ time. Since

$$\sum_{u \in \mathcal{T}} d_u = 2 \cdot n_e,$$

1044 the total time taken by the outer for loop in lines 2-13 is given by $\sum_{u \in \mathcal{T}} \Theta(d_u) \in$
 $\Theta(n_e)$. So,

$$\Theta(n_e) + \sum_{u \in \mathcal{T}} t_u \quad (2)$$

is the total time complexity of the algorithm, where t_u is the time taken to
 process vertex u in the outer while loop in lines 4-37 of Algorithm 4.2. If u does
 not belong to the irreducible triangulation, \mathcal{T}' , produced by the algorithm, then
 t_u is in $\Theta(1)$, as $p(u)$ is *false* immediately after u is removed from Q in line 5
 of Algorithm 4.2. Consequently, we can re-write the expression in Eq. (2) as
 follows:

$$\begin{aligned} \Theta(n_e) + \left(\sum_{u \in \mathcal{T}, u \notin \mathcal{T}'} t_u \right) + \left(\sum_{u \in \mathcal{T}'} t_u \right) &= \Theta(n_e) + \Theta(n_v - n'_v) + \left(\sum_{u \in \mathcal{T}'} t_u \right) \quad (3) \\ &= \Theta(n_e) + \mathcal{O}(n_v) + \left(\sum_{u \in \mathcal{T}'} t_u \right), \end{aligned}$$

1046 where n'_v is the number of vertices in \mathcal{T}' , and the meaning of '=' is that *every*
 1048 *function of the set on the left of '=' is also a function of the set on the right of*
 '='.

We now restrict our attention to the time, t_u , to process vertex $u \in \mathcal{T}'$, which
 1050 is the time to execute the lines 7-35 of Algorithm 4.2. Let u be any vertex of
 \mathcal{T}' . After u is removed from Q in line 5 of Algorithm 4.2, the for loop in lines
 1052 8-19 is executed. This loop iterates exactly ρ_u times, where ρ_u is the degree
 of u in the current triangulation, K , i.e., the triangulation at the moment that
 1054 u is removed from Q . Since u has not been processed yet, we must have that
 $\rho_u \leq d_u$, where d_u is the degree of u in \mathcal{T} . This is because the degree of u can
 1056 only decrease or remain the same before u is processed. This is also the case
 after u is processed. So, the total time spent within the for loop in lines 8-19 of
 1058 Algorithm 4.2 is in $\mathcal{O}(d_u)$. The repeat-until loop in lines 21-34 of Algorithm 4.2
 is executed next, and the time taken by this loop is proportional to the time
 1060 spent to process all edges removed from lists lue and lte . Thus, time t_u can be
 bounded from above by

$$\mathcal{O}(d_u) + q_u, \quad (4)$$

1062 where q_u denotes the time to process all edges ever removed from lists lue and
 lte .

1064 Let \mathcal{C}_u be the subset of vertices of \mathcal{T} such that $v \in \mathcal{C}_u$ if and only if edge
 1066 $[u, v]$ is contracted during the processing of u . Let \mathcal{N}_u be the subset of vertices
 1068 of \mathcal{T} such that $v \in \mathcal{N}_u$ if and only if edge $[u, v]$ belongs to \mathcal{T}_u , where \mathcal{T}_u is the
 1070 triangulation resulting from the processing of u . The set $\mathcal{C}_u \cup \mathcal{N}_u$ consists of all
 1072 vertices of \mathcal{T} that are adjacent to u immediately before u is processed or become
 1074 adjacent to u during the processing of u . Note that if v is in \mathcal{N}_u , then edge $[u, v]$
 1076 is non-contractible, as u is trapped in \mathcal{T}_u and thus no edge incident on u can
 become contractible after u is processed. However, recall from Section 4.6 that
 whenever an edge in the link of u and incident on v is contracted, identifying v
 with another vertex in the link of u (see Figure 13). So, a vertex in \mathcal{N}_u is not
 necessarily in \mathcal{T}' . Note also that $\mathcal{C}_u \cap \mathcal{N}_u = \emptyset$, as each vertex in \mathcal{C}_u is eliminated
 during the processing of u and hence cannot belong to \mathcal{T}_u .

To find an upper bound for q_u , we distinguish two cases: $v \in \mathcal{C}_u$ and
 1078 $v \in \mathcal{N}_u$. If $v \in \mathcal{C}_u$ then edge $[u, v]$ is contracted during the processing of
 1080 u . Otherwise, we know that $v \in \mathcal{N}_u$ and edge $[u, v]$ is not contracted during
 1082 the processing of u (i.e., it is an edge in \mathcal{T}_u). Let $\mathcal{A}_u = \{v \in \mathcal{N}_u \mid v \in \mathcal{T}'$
 and v was processed before $u\}$ and $\mathcal{B}_u = \mathcal{N}_u - \mathcal{A}_u$. In what follows we show
 that

- (a) For every vertex $v \in \mathcal{C}_u$, the time required to process edge $[u, v]$ is in

$$\mathcal{O}(d_v) + \sum_{z \in \mathcal{J}_u^v} \mathcal{O}(\rho_z),$$

1084 where \mathcal{J}_u^v denotes the set of all vertices z in \mathcal{T} such that $z \in \mathcal{T}'$, z has
 1086 been processed before u , z becomes a neighbor of u after the contraction
 of $[u, v]$, and ρ_z is the degree of z in the triangulation resulting from the
 contraction.

- 1088 (b) For every vertex $v \in \mathcal{A}_u$, the time required to process edge $[u, v]$ is constant.

- 1090 (c) For every vertex $v \in \mathcal{B}_u$, the time required to process edge $[u, v]$ is in
 $\mathcal{O}(d_v)$.

1092 Let v be any vertex in \mathcal{C}_u . From the definition of \mathcal{C}_u , we know that $[u, v]$
 1094 is contracted during the processing of u . In addition, this contraction occurs
 during the execution of either (i) line 26, (ii) line 28, or (iii) line 32 of Algorithm
 4.2.

1096 If (i) holds, then v is a degree-3 vertex in the triangulation, K , immediately
 1098 before the contraction. Furthermore, the time required to process $[u, v]$
 is proportional to the time spent by the execution of procedure CONTRACT()
 (Algorithm 4.5) on $[u, v]$ and K . Since the degree ρ_v of v in K is 3, the for
 1100 loop in lines 25-43 of Algorithm 4.5 is not executed, as the temporary list *temp*
 returned by COLLAPSE() (Algorithm 4.7) in line 15 is empty. The for loop in
 1102 lines 4-11 takes $\Theta(\rho_v)$ time, and so does the execution of Algorithm 4.7). The

remaining lines of Algorithm 4.5 take constant time each. So, the time required
 1104 to process edge $[u, v]$ in case (i) is in $\Theta(\rho_v) = \Theta(1)$.

If (ii) holds, then the degree ρ_v of v in the triangulation K immediately before
 1106 the contraction of $[u, v]$ is greater than 3. Line 28 of Algorithm 4.1 invokes the
 procedure in Algorithm 4.4. The for loop in lines 2-12 of Algorithm 4.4 iterates
 1108 $\Theta(\rho_v)$ times to test $[u, v]$ against the link condition. Since v is in lue , v is still
 in Q . Thus, $\rho_v \leq d_v$, where d_v is the degree of v in \mathcal{T} . Thus, the time spent by
 1110 the for loop is in $\mathcal{O}(d_v)$. Since $[u, v]$ was contracted (by assumption), line 14 of
 Algorithm 4.4 is executed and Algorithm 4.5 is invoked to contract $[u, v]$.

Lines 1-24 of Algorithm 4.5 execute in $\Theta(\rho_v)$ time, including the time for
 1112 executing `COLLAPSE()` in line 15. The for loop in lines 25-43 of `CONTRACT()`
 1114 iterates $\rho_v - 3$ times, which is the length of list *temp* (i.e., the number of neigh-
 bors of v that become adjacent to u after the contraction of $[u, v]$). Lines 26-32
 1116 execute in constant time each, while the total time required to execute lines
 33-41 is in $\Theta(\rho_z)$, where z is a vertex in $lk(v, K)$ whose degree in K is ρ_z . So,
 1118 the total time required by Algorithm 4.5 on input $[u, v]$ and K can be bounded
 above by

$$\mathcal{O}(d_v) + \sum_{z \in \mathcal{J}_u^v} \Theta(\rho_z).$$

Note that $\rho_z \geq d'_z$, where d'_z is the degree of z in \mathcal{T}' , as some edges in the
 1120 link of z may still be contracted before the final triangulation \mathcal{T}' is obtained.
 1122 In any case, the total time required to process edge $[u, v]$ in case (ii) is bounded
 above by

$$\mathcal{O}(d_v) + \mathcal{O}(d_v) + \sum_{z \in \mathcal{J}_u^v} \Theta(\rho_z) = \mathcal{O}(d_v) + \sum_{z \in \mathcal{J}_u^v} \Theta(\rho_z).$$

If (iii) holds, then edge $[u, v]$ was tested against the link condition before,
 1124 and then inserted into *lte* after failing the test. Furthermore, $[u, v]$ is contracted
 1126 either in line 5 or line 13 of Algorithm 4.6. From our discussion about case (ii),
 we know that the cost for testing $[u, v]$ against the link condition is in $\mathcal{O}(d_v)$,
 1128 where d_v is the degree of v in \mathcal{T} . In turn, the cost for updating the c attribute
 of any vertex z such that $[u, z]$ is an edge in *lte* can be charged to the cost of
 1130 the contraction or link condition test of another edge in *lue* or *lte*, as remarked
 below:

Remark 1. *If $[u, z]$ is in *lte*, then the value of $c(z)$ can be updated by either
 1132 line 6 of Algorithm 4.4, line 30 of Algorithm 4.5, or lines 6-7, 15, and 20 of
 1134 Algorithm 4.3. However, these lines are always executed to contract or test an
 edge.*

If $[u, v]$ is contracted in line 5 of Algorithm 4.6, then our discussion about
 1136 case (i) tells us that the cost for contracting $[u, v]$ is constant, as v has degree 3
 1138 at the time. Consequently, the total time required to process $[u, v]$ belongs to
 $\mathcal{O}(d_v)$, where d_v is the degree of v in \mathcal{T} , which is equal to or greater than the
 1140 degree of v at the time $[u, v]$ was tested against the link condition (immediately

before it is inserted into list lte). If $[u, v]$ is contracted in line 13 of Algorithm 4.6, then the degree of v immediately before the contraction of $[u, v]$ is greater than 3. So, from our discussion about case (ii), the total time required to process $[u, v]$ is in

$$\mathcal{O}(d_v) + \sum_{z \in \mathcal{J}_u^v} \Theta(\rho_z). \quad (5)$$

From cases (i), (ii), and (iii), we can conclude that Eq. 5 is an upper bound for the time required to process every edge $[u, v]$, with $v \in \mathcal{C}_u$, proving claim (a).

Now, let v be a vertex in \mathcal{N}_u . By definition of \mathcal{N}_u , we know that $[u, v]$ is in \mathcal{T}_u , which means that $[u, v]$ is non-contractible. If $p(v)$ is *true* by the time u is removed from Q , then $v \in \mathcal{A}_u$ and edge $[u, v]$ is not inserted into lue (see line 12 of Algorithm 4.2). Thus, the time to process $[u, v]$ is constant, which proves claim (b). If $p(v)$ is *false* by the time u is removed from Q , then $v \in \mathcal{B}_u$ and edge $[u, v]$ is inserted into lue . Since $[u, v]$ is not contracted during the processing of u , the algorithm found $[u, v]$ to be non-contractible immediately after removing $[u, v]$ from lue . So, either $[u, v]$ failed the link condition test or the current triangulation at the time was (isomorphic to) \mathcal{T}_4 . If $[u, v]$ is tested against the link condition, then the time required to process $[u, v]$ is in $\mathcal{O}(d_v)$, where d_v is the degree of v in \mathcal{T} . While $[u, v]$ is in lte , the cost for updating the c attribute of $[u, v]$ is charged to the cost of the contraction or link condition test of another edge in lue or lte (see Remark 1). If $[u, v]$ is not tested against the link condition, then the time required to process $[u, v]$ is constant. So, claim (c) holds.

From our discussion above, we get

$$t_u \in \mathcal{O}(d_u) + q_u = \mathcal{O}(d_u) + \sum_{v \in \mathcal{C}_u} \left(\mathcal{O}(d_v) + \sum_{z \in \mathcal{J}_u^v} \Theta(\rho_z) \right) + \sum_{v \in \mathcal{A}_u} \Theta(1) + \sum_{v \in \mathcal{B}_u} \mathcal{O}(d_v), \quad (6)$$

and thus

$$\sum_{u \in \mathcal{T}'} t_u \in \sum_{u \in \mathcal{T}'} \mathcal{O}(d_u) + \sum_{u \in \mathcal{T}'} \sum_{v \in \mathcal{C}_u} \left(\mathcal{O}(d_v) + \sum_{z \in \mathcal{J}_u^v} \Theta(\rho_z) \right) + \sum_{u \in \mathcal{T}'} \left(\sum_{v \in \mathcal{A}_u} \Theta(1) + \sum_{v \in \mathcal{B}_u} \mathcal{O}(d_v) \right). \quad (7)$$

Equation (7) can be rewritten to get rid of ρ_z , \mathcal{A}_u , and \mathcal{B}_u . Indeed, we know that if z is a vertex in \mathcal{J}_u^v , then the degree ρ_z of z in the triangulation \mathcal{T}_u may be greater than d'_z , which is the degree of z in \mathcal{T}' . However, $\rho_z - d'_z$ is equal to the number of edges of the link of z that were contracted after \mathcal{T}_u was obtained. So, we can charge the cost of exploring $\rho_z - d'_z$ edges in lines 34-41 of Algorithm 4.5 to the contraction of the $\rho_z - d'_z$ edges of the link of z . More specifically, if

1170 $[w, y]$ is an edge of the link of z that got contracted during the processing of w ,
 which occurs after processing u , then the cost of exploring $[z, y]$ in lines 34-41
 of Algorithm 4.5, during the processing of z , can be absorbed by $\mathcal{O}(d_v)$ in the
 1172 term

$$\sum_{v \in \mathcal{C}_w} \left(\mathcal{O}(d_v) + \sum_{z \in \mathcal{J}_w^v} \Theta(\rho_z) \right)$$

of

$$q_w \in \sum_{v \in \mathcal{C}_w} \left(\mathcal{O}(d_v) + \sum_{z \in \mathcal{J}_w^v} \Theta(\rho_z) \right) + \sum_{v \in \mathcal{A}_w} \Theta(1) + \sum_{v \in \mathcal{B}_w} \mathcal{O}(d_v). \quad (8)$$

Thus,

$$\begin{aligned} \sum_{u \in \mathcal{T}'} t_u \in & \sum_{u \in \mathcal{T}'} \mathcal{O}(d_u) + \sum_{u \in \mathcal{T}'} \sum_{v \in \mathcal{C}_u} \left(\mathcal{O}(d_v) + \sum_{z \in \mathcal{J}_u^v} \Theta(d'_z) \right) \\ & + \sum_{u \in \mathcal{T}'} \left(\sum_{v \in \mathcal{A}_u} \Theta(1) + \sum_{v \in \mathcal{B}_u} \mathcal{O}(d_v) \right). \end{aligned} \quad (9)$$

1174 Note that $|\mathcal{A}_u| \leq d'_u$, where d'_u is the degree of vertex u in \mathcal{T}' . Then, we get

$$\sum_{u \in \mathcal{T}'} \sum_{v \in \mathcal{A}_u} 1 \leq \sum_{u \in \mathcal{T}'} d'_u = 2n'_e \quad \text{and} \quad \sum_{u \in \mathcal{T}'} \sum_{v \in \mathcal{B}_u} d_v \leq n'_v \cdot \left(\sum_{v \in \mathcal{T}} d_v \right) = 2n'_v n_e,$$

where n'_e is the number of edges of \mathcal{T}' , and consequently we can write Eq. 9 as
 1176 follows:

$$\sum_{u \in \mathcal{T}'} t_u \in \sum_{u \in \mathcal{T}'} \mathcal{O}(d_u) + \sum_{u \in \mathcal{T}'} \sum_{v \in \mathcal{C}_u} \left(\mathcal{O}(d_v) + \sum_{z \in \mathcal{J}_u^v} \Theta(d'_z) \right) + \mathcal{O}(n'_e) + \mathcal{O}(n'_v \cdot n_e). \quad (10)$$

Since

$$\sum_{u \in \mathcal{T}'} d_u \leq \sum_{u \in \mathcal{T}} d_u,$$

1178 we can conclude that $\sum_{u \in \mathcal{T}'} \mathcal{O}(d_u)$ is in $\mathcal{O}(n_e)$. Moreover, $\mathcal{J}_u^{v_1} \cap \mathcal{J}_u^{v_2} = \emptyset$, for
 any two vertices v_1 and v_2 of \mathcal{T} such that $[u, v_1]$ and $[u, v_2]$ were contracted
 1180 during the processing of u . Indeed, a vertex z is in $\mathcal{J}_u^{v_1}$ if and only if it became
 adjacent to u as a result of the contraction of $[u, v_1]$. So, vertex z cannot become
 1182 adjacent to vertex u as a result of the contraction of edge $[u, v_2]$. As a result,
 the union set

$$\bigcup_{v \in \mathcal{C}_u} \mathcal{J}_u^v$$

1184 is a subset of the set V_u of all vertices in $lk(u, \mathcal{T}')$. As a result, we get

$$\sum_{v \in \mathcal{C}_u} \sum_{z \in \mathcal{J}_u^v} d'_z \leq \sum_{z \in V_u} d'_z \implies \sum_{u \in \mathcal{T}'} \sum_{z \in V_u} d'_z \leq n'_v \cdot \left(\sum_{u \in \mathcal{T}'} d'_u \right) = 2n'_v n'_e,$$

where d'_u is the degree of u in \mathcal{T}' .

1186 For any two vertices x and y in \mathcal{T}' , we know that $\mathcal{C}_x \cap \mathcal{C}_y = \emptyset$. Also every
 1188 vertex v in \mathcal{T} that is not in \mathcal{T}' belongs to exactly one set \mathcal{C}_u , for some vertex u
 in \mathcal{T}' . So,

$$\sum_{u \in \mathcal{T}'} \sum_{v \in \mathcal{C}_u} d_v \in \sum_{v \in \mathcal{T}, v \notin \mathcal{T}'} d_v \in \mathcal{O}(n_e),$$

which implies that

$$\sum_{u \in \mathcal{T}'} t_u \in \mathcal{O}(n_e) + \mathcal{O}(n_e) + \mathcal{O}(n'_v \cdot n'_e) + \mathcal{O}(n'_e) + \mathcal{O}(n'_v \cdot n_e). \quad (11)$$

1190 So, the total time required for our algorithm to produce \mathcal{T}' from \mathcal{T} can be given
 by

$$\Theta(n_e) + \mathcal{O}(n_v) + \sum_{u \in \mathcal{T}'} t_u = \Theta(n_v) + \mathcal{O}((n'_v)^2) + \mathcal{O}(n'_v \cdot n_v). \quad (12)$$

1192 If \mathcal{S} is a genus-0 surface, then we know that $n'_v = 4$, which means that
 Eq. (12) becomes simply $\mathcal{O}(n_v)$. Otherwise, Theorem 4 tells us that $n'_v \leq$
 1194 $26 \cdot g - 4$, which then implies that Eq. (12) can be written in terms of g and n_v
 as

$$\Theta(n_v) + \mathcal{O}(g^2) + \mathcal{O}(g \cdot n_v). \quad (13)$$

1196 From our assumption that $n_f \in \Theta(n_v)$, the time complexity of our algorithm is
 in $\mathcal{O}(g^2 + g \cdot n_f)$ if surface \mathcal{S} has a positive genus, g . Otherwise, it is in $\mathcal{O}(n_f)$.
 1198 As for the space complexity of the algorithm, we note that the space required
 to store the augmented DCEL is in $\Theta(n_v + n_f + n_e)$. In turn, lists lue and
 1200 lte require $\Theta(n_e)$ space each. Since $n_e, n_f \in \Theta(n_v)$, we can conclude that the
 overall space required by our algorithm on input \mathcal{T} is linear in n_f . \square

1202 5. Experimental results

We implemented the algorithm described in Section 4, as well as Schipper's
 1204 algorithm [4] and a brute-force algorithm. The brute-force algorithm carries out
 two steps. First, an array with all edges of the input triangulation, \mathcal{T} , is shuffled.
 1206 Second, each edge in the array is visited and tested against the link condition.
 If an edge passes the test, then it is contracted. Otherwise, it is inserted in
 1208 an auxiliary array. Once the former array is empty, the edges in the auxiliary
 array are moved to former one, and the second step is repeated. If no edge is
 1210 contracted during an execution of the second step, then the algorithm stops, as
 no remaining edge is contractible, which implies that the output triangulation
 1212 \mathcal{T}' is irreducible.

As we pointed out in Section 3, the brute-force algorithm may execute $\Omega(n_f^2)$ link condition tests (see Figure 6), where n_f is the number of triangles in \mathcal{T} . In what follows, we describe an experiment in which we compare the implementations of the three aforementioned algorithms against triangulations typically found in graphics applications, as well as triangulations devised to provide us with some insights regarding the behavior of our algorithm and the one by Schipper [4].

5.1. Experimental setup

All algorithms were implemented in C++ and compiled with `clang 503.0.40` using the `-O3` option. We ran the experiments on an iMac running OSX 10.9.4 at 3.2 GHz (Intel Core i3 — 1 processor and 2 cores), with 256KB of level-one data cache, 4MB of level-two cache, and 8GB of RAM. The implementations are based on the same data structure for surface triangulations (i.e., the augmented DCEL described in Section 4.5), and they do not depend on any third-party libraries³.

Time measurements refer to the time to compute the irreducible triangulations only (i.e., we did not take into account the time to read in the triangulations from a file and create a DCEL representation in main memory). In particular, each implementation has a function, named `run()`, that computes an irreducible triangulation from a given pointer to the augmented DCEL containing the input triangulation. We only measured the time spent by function `run()`.

To time and compare the implementations, we considered four groups of triangulations. The first group consists of small genus triangulations typically found in graphics papers (see Table 2). The second group consists of 10 triangulations of the same genus-0, brick-shaped surface with 3,844 cavities (see Figure 14). Each triangulation has a distinct number of triangles (see Table 3). The third group consists of 8 triangulations of a brick-shaped surface with 3,500 holes (see Table 4). This surface was obtained from the one in the second group by replacing 3,500 cavities with holes. Finally, the fourth group consists of 10 triangulations of surfaces with varying genus (see Table 5). The triangulations have about the same number of triangles, and the surfaces were also obtained from the ones in the second group by replacing a certain number of cavities with holes.

Triangulations in the first group were chosen to evaluate the performance of the three algorithms on data typically used by mesh simplification algorithms [31].

Recall that the time complexity of both our algorithm and the one given by Schipper [4] is dictated by two parameters: the number of triangles and the genus of the input triangulation. When the genus is zero, the time upper bound we derived for our algorithm depends solely and linearly on the number of triangles (see Section 4.6). Triangulations in the second group were chosen

³http://www.mat.ufrn.br/~mfsiqueira/Marcelo_Siqueiras_Web_Spot/Software.html.

1256 to evaluate the performance of the three algorithms on triangulations of genus 0 surfaces.

Triangulation	# Vertices	# Edges	# Triangles	# Genus
Armadillo	171,889	515,661	342,774	0
Botijo	20,000	60,024	40,016	5
Casting	5,096	15,336	10,224	9
Eros	197,230	591,684	394,456	0
Fertility	19,994	60,000	40,000	4
Filigree	29,129	87,771	58,514	65
Hand	195,557	586,665	391,110	0
Happy Buddha	543,652	1,631,574	1,087,716	104
Iphigenia	351,750	1,055,268	703,512	4
Socket	836	2,544	1,696	7

Table 2: Euler characteristics of the triangulations in the first group.




Figure 14: A brick-shaped surface with 3,844 cavities.

1258 Triangulations in the third and fourth groups were chosen to evaluate the
 influence of both parameters (i.e., genus and number of triangles) separately.
 1260 Triangulations in the third group have the same genus (i.e., 3,500), but their
 numbers of triangles vary, which allowed us to evaluate the influence of the
 1262 number of triangles over the performances of our algorithm and Schipper's algo-
 rithm. In turn, triangulations in the fourth group have about the same number
 of triangles, but their genres vary, which allowed us to evaluate the influence
 1264 of the genus over the performances of our algorithm and Schipper's algorithm.

Triangulation	# Vertices	# Edges	# Triangles
B0	2,097,150	6,291,444	4,194,296
B1	1,097,150	3,291,444	2,194,296
B2	597,150	1,791,444	1,194,296
B3	297,150	891,444	594,296
B4	147,150	441,444	294,296
B5	72,150	216,444	144,296
B6	34,650	103,944	69,296
B7	15,900	47,694	31,796
B8	8,400	25,194	16,796
B9	4,400	13,194	8,796

Table 3: Euler characteristics of the triangulations in the second group.

Triangulation	# Vertices	# Edges	# Triangles
C0	2,104,150	6,333,444	4,222,296
C1	1,104,150	3,333,444	2,222,296
C2	604,150	1,833,444	1,222,296
C3	354,150	1,083,444	722,296
C4	179,150	558,444	372,296
C5	91,650	295,444	197,296
C6	41,650	145,944	97,296
C7	16,650	70,994	47,796

Table 4: Euler characteristics of the triangulations in the third group (their genus is 3,500).

Triangulation	# Vertices	# Edges	# Triangles	# Genus
D0	2,104,150	6,333,444	4,222,296	3,500
D1	2,103,150	6,327,444	4,218,296	3,000
D2	2,102,150	6,321,444	4,214,296	2,500
D3	2,101,150	6,315,444	4,210,296	2,000
D4	2,100,150	6,309,444	4,206,296	1,500
D5	2,099,150	6,303,444	4,202,296	1,000
D6	2,098,150	6,297,444	4,198,296	500
D7	2,097,350	6,292,644	4,195,096	100
D8	2,097,250	6,292,044	4,194,696	50
D9	2,097,170	6,291,564	4,194,376	10

Table 5: Euler characteristics of the triangulations in the fourth group.

5.2. Results

1266 From now on, we denote our algorithm, Schipper's algorithm and the brute-force algorithm by **RS**, **S**, and **BF**, respectively. We initially ran **RS** and **S**

1268 exactly once on each triangulation of the first group (see Table 2), while **BF**
 1270 was executed ten times on each triangulation (since we randomized the input
 by shuffling the edges of the triangulations). So, for **BF**, we computed and
 1272 recorded the average execution times over the ten runs on each triangulation.
 A plot of the *time* (in seconds) taken by the three algorithms on every input
 1274 triangulation versus the *number of triangles* of the triangulations is shown in
 Figure 15.

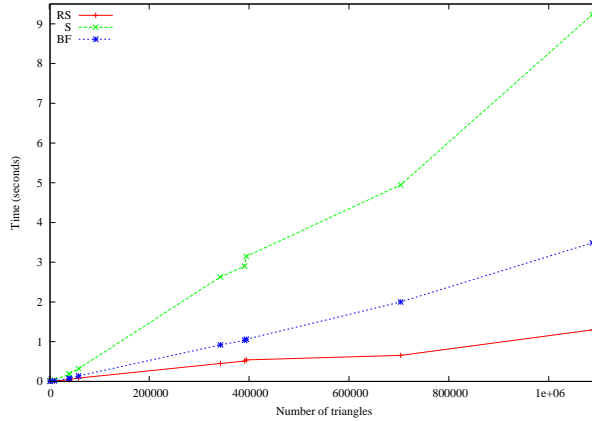


Figure 15: Runtimes for the execution of **RS**, **S**, and **BF** on the first group triangulations.

As we can see in Figure 15, the larger the number of triangles, the larger the
 1276 ratios t_s/t_{rs} and t_{bf}/t_{rs} , where t_{rs} , t_s , and t_{bf} are the times taken by **RS**, **S**, and
BF, respectively. In particular, t_s/t_{rs} and t_{bf}/t_{rs} are equal to 2.13 and 1.14 for
 1278 the triangulation with the smallest number of triangles (i.e., **Socket**), and equal
 to 7.55 and 3.05 for the triangulation with the largest number of triangles (i.e.,
 1280 **Iphigenia**). Observe that **BF** outperforms **S**. In particular, t_s/t_{bf} is always
 greater than 1.9 and its largest value is 2.97, which is attained on triangulation
 1282 **Eros**.

We repeated the experiment for the triangulations in the second group (see
 1284 Table 3). All triangulations in this group have genus-0. In particular, for
 every $i = 1, \dots, 9$, triangulation B_i was obtained from triangulation B_{i-1} by
 1286 a simplification process that approximately halved the number of triangles of
 B_{i-1} . A plot of the *time* (in seconds) taken by **RS**, **S**, and **BF** on triangulations
 1288 B0-B9 as a function of the *number of triangles* of the triangulations is shown in
 Figure 16.

Note that **RS** outperforms **S** and **BF**, and **BF** outperforms **S**. However, this
 1290 time, ratio t_s/t_{rs} gets smaller as the number of triangles grows. In particular,
 t_s/t_{rs} is equal to 12.28 for triangulation B9 and equal to 3.56 for triangulation
 1292 B0. Ratio t_{bf}/t_{rs} presents the same behavior, but it becomes noticeable only for
 1294 triangulations B0-B3, for which the numbers of triangles exceed 500,000.

Triangulations C0-C7 in Table 4 have a fixed, large genus (i.e., 3,500). In

1296 addition, C_1 - C_7 were built as follows: for every $i = 1, \dots, 7$, triangulation C_i was
 1298 obtained from triangulation C_{i-1} by a simplification process that approximately
 1300 halved the number of triangles of C_{i-1} . The triangulations in the third group
 1302 were designed to compare the performances of **RS**, **S**, and **BF** on variable-size
 1304 triangulations of the same fixed, large genus surface (as opposed to the same
 genus-0 surface like we did before for the triangulations in the second group). A
 plot of the *time* (in seconds) taken by **RS**, **S**, and **BF** on triangulations C_0 - C_7
 as a function of the *number of triangles* of the triangulations is shown in Figure

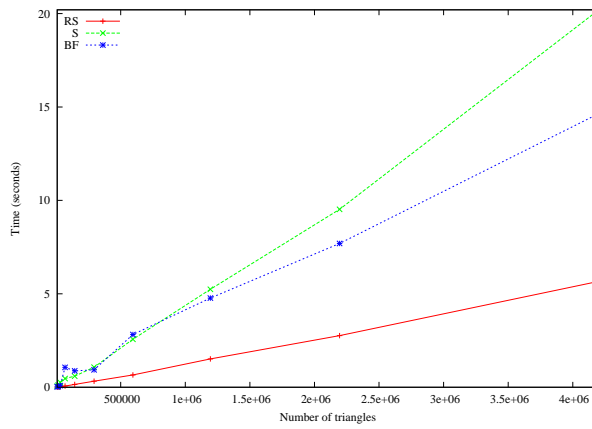


Figure 16: Runtimes for the execution of **RS**, **S**, and **BF** on the second group triangulations.

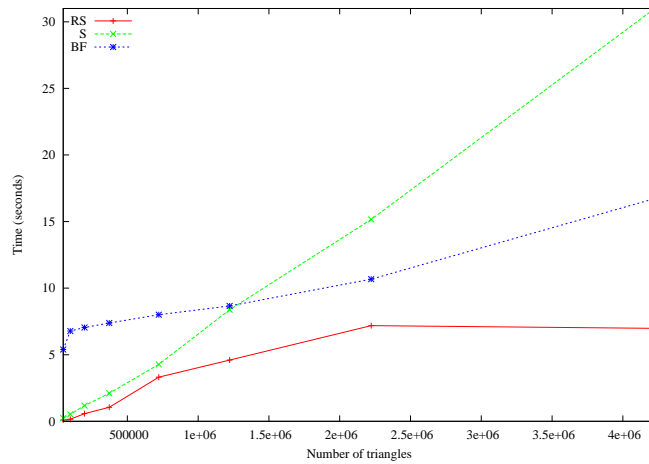


Figure 17: Runtimes for the execution of **RS**, **S**, and **BF** on the third group triangulations.

1306 Once again **RS** outperformed **S** and **BF**, but **BF** outperforms **S** only for C0
 1308 and C1, which are the triangulations with the largest number of triangles. Fur-
 1310 thermore, contrary to the results obtained from the triangulations in the second
 group, ratio t_s/t_{rs} gets larger as the number of triangles grows. This is also the
 case for ratio t_{bf}/t_{rs} , but the behavior can only be noticed for triangulations
 C0, C1, and C2, which are the ones whose number of triangles is greater than
 500,000.

1312 Finally, we ran **RS**, **S**, and **BF** on triangulations D0-D9 of the fourth group.
 These triangulations have nearly the same number of triangles, but their genus
 1314 varies from 10 to 3,500 (see Table 5). A plot of the *time* (in seconds) taken
 by **RS**, **S**, and **BF** on triangulations D0-D9 as a function of the *genus* of the
 1316 triangulations is shown in Figure 18. Observe that **RS** outperforms **S** and **BF**,
 and **BF** outperforms **S** for all triangulations. Ratio t_s/t_{rs} gets larger as the
 1318 genus grows. Its maximum value is 4.7, and is attained for triangulation D0.
 Unlike, ratio t_{bf}/t_{rs} gets slightly smaller as the genus grows, and it is basically
 1320 constant and about 2.4 for triangulations D0-D3 whose genres are greater than
 1,999.

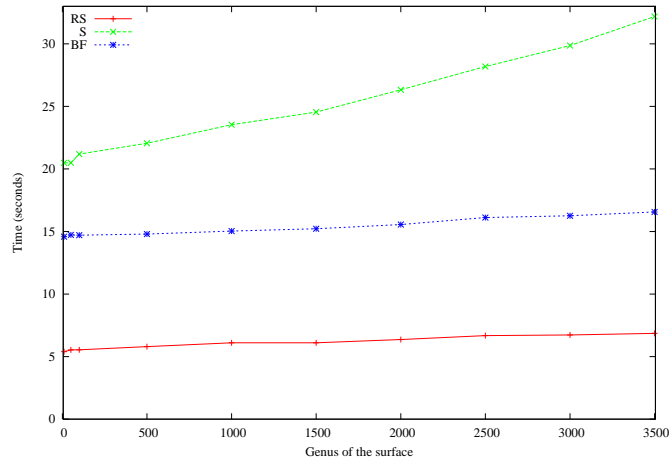


Figure 18: Runtimes for the execution of **RS**, **S**, and **BF** on the fourth group triangulations.

1322 5.3. Discussion

To properly analyze the results in Section 5.2, we take into account the
 1324 *number of link condition tests* carried out by each algorithm, as well as the
number of edges tested more than once by **S** and **BF**. We denote the number of
 1326 link condition tests carried out by **RS** (resp. **S** and **BF**) by l_{rs} (resp. l_s and
 l_{bf}), the number of edges tested more than once by **S** (resp. **BF**) and by ϵ_s
 1328 (resp. ϵ_{bf}). In particular, l_{bf} and ϵ_{bf} are the average values over the ten runs of
BF.

1330 Although **RS** outperforms both **S** and **BF** for the triangulations in the
 1332 second group, ratios t_s/t_{rs} and t_{bf}/t_{rs} get smaller as the number n_f of triangles
 1334 of the input triangulations grows. The main reason is that the probability that
 1336 a randomly chosen edge from a genus-0 surface triangulation is contractible
 1338 increases as n_f gets larger (and the surface is kept fixed). So, ratios ℓ_s/ℓ_{rs} and
 ℓ_{bf}/ℓ_{rs} decrease as n_f gets larger, causing t_s/t_{rs} and t_{bf}/t_{rs} to decay, as we can
 see in Tables 6-7. Note also that $\ell_{bf} > \ell_s$ and $\epsilon_{bf} > \epsilon_s$, for all triangulations
 B0-B9. Moreover, ϵ_s is very small and does not scale up with n_f . Even so, we
 get $t_s > t_{bf}$.

Triangulation	ℓ_{rs}	ℓ_s	ℓ_{bf}	ϵ_s	ϵ_{bf}
B0	2,079,539	2,097,158	3,406,091.5	6	19,011.7
B1	1,085,325	1,097,194	1,783,418.4	9	10,034.9
B2	588,335	597,196	968,511.9	7	5,495.3
B3	289,520	297,174	479,536.2	8	2,863.7
B4	145,338	147,193	232,984.4	7	1,482.1
B5	68,454	72,190	111,673.8	7	816.4
B6	29,827	34,675	50,936.6	6	458.9
B7	14,085	15,908	18,838.2	6	292.5
B8	7,979	8,408	9,941.4	6	159.4
B9	4,063	4,408	5,246.4	6	92.1

Table 6: The number of link condition tests and the number of edges tested more than once obtained from the executions of **RS**, **S**, and **BF** on the triangulations B0-B9 in the second group.

Triangulation	ℓ_s/ℓ_{rs}	ℓ_{bf}/ℓ_{rs}	ℓ_s/ℓ_{bf}	t_s/t_{rs}	t_{bf}/t_{rs}	t_s/t_{bf}
B0	1.01	1.64	0.62	3.56	2.58	1.38
B1	1.01	1.65	0.62	3.45	2.79	1.24
B2	1.02	1.65	0.62	3.46	3.15	1.10
B3	1.03	1.66	0.62	3.90	4.30	0.91
B4	1.01	1.60	0.63	3.32	2.88	1.15
B5	1.05	1.63	0.65	3.96	5.86	0.67
B6	1.16	1.71	0.68	7.37	16.90	0.44
B7	1.13	1.34	0.84	11.51	3.76	3.06
B8	1.05	1.25	0.85	10.81	3.35	3.23
B9	1.08	1.29	0.84	12.28	4.15	2.96

Table 7: Ratios between the number of link condition tests performed by **RS**, **S**, and **BF** on the triangulations B0-B9 in the second group, and their corresponding execution time ratios.

1340 The fact that ϵ_s is very small and does not scale up with n_f is due to the
 strategy used by **S** to find a contractible edge: first, a vertex of lowest degree
 in the current triangulation K is chosen, and then a contractible edge incident

1342 on this vertex is found. Since the genus of the surface is 0, the lowest degree
 vertex of K is very likely to have degree 3 or 4. If K is not (isomorphic to) \mathcal{T}_4
 1344 already, then every edge incident on a degree-3 vertex is contractible in K (see
 Proposition 6), and hence most edges are tested against the link condition by **S**
 1346 only once. In particular, for the cases in which $\epsilon_s = 6$, only the six edges of the
 final irreducible triangulation, which is isomorphic to \mathcal{T}_4 , were tested more than
 1348 once. **S** chooses a lowest degree vertex from K in $\mathcal{O}(\lg m)$ time, where m is
 the number of (loose) vertices in K . Our experiments indicate that the $\mathcal{O}(\lg m)$
 1350 cost cancels out the gain obtained by reducing the values of ℓ_s and ϵ_s .

For triangulations C0-C7, which have a fixed genus of 3,500 and variable-
 1352 size, the scenario regarding ℓ_s , ℓ_{bf} , ϵ_s , and ϵ_{bf} is quite the opposite to the one for
 the genus-0 triangulations, B0-B9 (see Table 8). The reason is that the larger
 1354 the genus is the smaller the probability that a randomly chosen edge from any
 of C0-C7 is contractible. Furthermore, this probability decreases even further
 1356 as n_f gets smaller.

Triangulation	ℓ_{rs}	ℓ_s	ℓ_{bf}	ϵ_s	ϵ_{bf}
C0	3,499,517	3,336,889	3,595,222.5	346,735	52,815.0
C1	1,846,458	1,780,868	1,967,691.3	200,636	49,757.9
C2	1,018,801	1,006,051	1,131,182.2	128,339	48,063.1
C3	605,195	615,112	742,667.4	91,493	47,180.6
C4	318,114	347,941	459,221.8	66,975	46,630.6
C5	171,599	209,767	316,699.6	54,353	46,300.9
C6	90,867	135,245	232,041.0	47,094	46,105.7
C7	54,594	100,181	188,700.6	45,856	46,000.5

Table 8: The number of link condition tests and the number of edges tested more than once obtained from the executions of **RS**, **S**, and **BF** on the triangulations C0-C7 in the third group.

The fact that $\epsilon_s > \epsilon_{bf}$, for all triangulations in the third group, but C7, tells
 1358 us that a few low degree vertices are chosen over and over again by **S** before
 they become trapped, and several edges incident on these vertices are tested
 1360 more than once against the link condition and failed the test. So, the strategy
 adopted by **S** is not so effective when the genus of the surface is large. Moreover,
 1362 as we can see in Tables 8 and 9, we have $\ell_{bf} > \ell_s$, for all triangulations C0-C7,
 and ℓ_{bf}/ℓ_s gets smaller as n_f gets larger, varying from 1.88 (for C7) to 1.08 (for
 1364 C0). The larger values of ℓ_{bf}/ℓ_s for C2-C7 explain why **S** outperforms **BF** on
 C2-C7 (see Figure 17).

It is worth mentioning that the number of link condition tests carried out
 1366 by **RS** (i.e., ℓ_{rs}) is larger than the number of link condition tests carried out by
S (i.e., ℓ_s) for triangulations C0, C1, and C2, which are the ones with a larger
 1368 number, n_f , of triangles. Even so, ratio t_s/t_{rs} gets larger as n_f gets larger for
 1370 C0, C1, and C2. This fact indicates that the $\mathcal{O}(\lg m)$ cost for choosing a lowest
 degree vertex from the set of m loose vertices of the current triangulation cancels
 1372 out the gain obtained by **S** by executing a smaller number of link condition tests.

1374 Since ϵ_s is large (compared to the genus-0 scenario), the value of m decreases
 1375 more slowly, which increases the overall cost of picking lowest degree vertices.
 1376 Also, the overall cost of testing a set of edges in **RS** is smaller than the overall
 cost of testing the same set of edges in **S** (see discussions in Section 4.2 and
 Section 3).

Triangulation	ℓ_s/ℓ_{rs}	ℓ_{bf}/ℓ_{rs}	ℓ_s/ℓ_{bf}	t_s/t_{rs}	t_{bf}/t_{rs}	t_s/t_{bf}
C0	0.95	1.03	0.93	4.44	2.39	1.85
C1	0.96	1.07	0.91	2.11	1.49	1.42
C2	0.99	1.11	0.89	1.82	1.89	0.97
C3	1.02	1.23	0.83	1.29	2.41	0.53
C4	1.09	1.44	0.76	2.00	7.02	0.29
C5	1.22	1.85	0.66	2.05	12.26	0.17
C6	1.49	2.55	0.58	3.41	43.97	0.08
C7	1.84	3.46	0.53	2.61	58.88	0.04

Table 9: Ratios between the number of link condition tests performed by **RS**, **S**, and **BF** on the triangulations C0-C7 in the third group, and their corresponding execution time ratios.

1378 The experiment with triangulations D0-D9 indicates that the performance
 of **S** decreases as the genus of the triangulation gets larger and the number of
 1380 triangles is kept about the same. As we can see in Table 10, the values of ϵ_s
 scales up very quickly with the genus, which is not the case for the values of
 1382 ϵ_{bf} . This observation tells us that an edge chosen by **S** to be tested against
 the link condition is much more likely to be non-contractible than an edge
 1384 chosen at random (as it is the case in **BF**). As we pointed out before, those
 “bad” choices increase the time **S** takes to choose a lowest degree vertex and
 1386 a contractible edge incident on it. This is why t_s/t_{rs} and t_s/t_{bf} get larger as
 the triangulation genus grows, despite the fact that ratios ℓ_s/ℓ_{rs} and ℓ_s/ℓ_{bf} get
 1388 smaller (see Table 11). Moreover, since n_t is large and about the same for
 triangulations D0-D9, the values of ϵ_{bf}/n_e for D4-D9, where n_e is the number
 1390 of edges of the triangulation, are much smaller than the ones for triangulations
 C2-C7. Thus, contrary to what we observe for C2-C7, **BF** outperforms **S** on
 1392 the smallest genus triangulations, D4-D9, as well (see Figure 18).

Finally, observe that the experiments with triangulations B0-B9 corroborates
 1394 the fact that **RS** runs in linear time in n_f for triangulations of genus-0 surfaces
 (see Figure 16). Likewise, the experiments with triangulations D0-D9 indicates
 1396 that the runtime of **RS** is proportional to the term $g \cdot n_f$. To see that, we
 computed $\delta f_i = (n_{f_i} - n_{f_9})/n_{f_9}$, $\delta g_i = (g_i - g_9)/g_9$, and $\delta t_i = (t_i - t_9)/t_9$, for
 1398 every $i = 8, \dots, 0$, where n_{f_j} and g_j are the number of triangles and the genus of
 triangulation D_j , respectively, and t_j is the time taken by **RS** on triangulation
 1400 D_j , for every $j = 0, \dots, 9$. Then, we verified that $\delta t_i/(\delta f_i \cdot \delta g_i)$ is approximately
 constant for triangulations D0-D4, which have genus greater than or equal to
 1402 1,500.

Triangulation	ℓ_{rs}	ℓ_s	ℓ_{bf}	ϵ_s	ϵ_{bf}
D0	3,499,517	3,336,889	3,585,933.5	346,735	52,866.6
D1	3,298,209	3,161,516	3,576,091.5	297,628	47,936.2
D2	3,095,251	2,981,813	3,554,938.0	247,822	43,124.9
D3	2,895,440	2,804,562	3,522,016.4	197,884	38,400.2
D4	2,693,425	2,628,433	3,495,457.5	148,587	33,570.1
D5	2,493,458	2,451,622	3,466,912.2	99,075	28,706.5
D6	2,293,492	2,274,066	3,436,328.4	49,415	23,811.3
D7	2,129,696	2,132,148	3,412,062.2	9,718	19,991.1
D8	2,110,987	2,115,194	3,409,289.6	4,948	19,357.0
D9	2,087,627	2,100,756	3,406,560.1	1,019	19,072.6

Table 10: The number of link condition tests and the number of edges tested more than once obtained from the executions of **RS**, **S**, and **BF** on the triangulations D0-D9 in the fourth group.

Triangulation	ℓ_s/ℓ_{rs}	ℓ_{bf}/ℓ_{rs}	ℓ_s/ℓ_{bf}	t_s/t_{rs}	t_{bf}/t_{rs}	t_s/t_{bf}
D0	0.95	1.02	0.93	4.69	2.42	1.94
D1	0.96	1.08	0.88	4.44	2.42	1.84
D2	0.96	1.15	0.84	4.22	2.41	1.75
D3	0.97	1.22	0.80	4.14	2.45	1.69
D4	0.98	1.30	0.75	4.02	2.49	1.61
D5	0.98	1.39	0.71	3.86	2.46	1.57
D6	0.99	1.50	0.66	3.80	2.55	1.49
D7	1.00	1.60	0.62	3.82	2.65	1.44
D8	1.00	1.62	0.62	3.70	2.66	1.39
D9	1.01	1.63	0.62	3.80	2.70	1.40

Table 11: Ratios between the number of link condition tests performed by **RS**, **S**, and **BF** on the triangulations D0-D9 in the fourth group, and their corresponding execution time ratios.

6. Conclusions

1404 We presented a new algorithm for computing an irreducible triangulation
1406 \mathcal{T}' from a given triangulation \mathcal{T} of a connected, oriented, and compact surface
 \mathcal{S} in \mathbb{E}^d with empty boundary. If the genus g of \mathcal{S} is positive, then \mathcal{T}' can
1408 be computed in $\mathcal{O}(g^2 + gn_f)$ time, where n_f is the number of triangles in
 \mathcal{T} . Otherwise, \mathcal{T}' is computed in linear time in n_f . In both cases, the space
1410 required by the algorithm is in $\Theta(n_f)$. The time upper bound derived in this
paper improves upon the previously best known upper bound in [4] by a $\lg n_f/g$
factor.

1412 We also implemented our algorithm, the algorithm given by Schipper in [4],
and a randomized, brute-force algorithm, and then experimentally compared
1414 these implementations on triangulations typically found in graphics applica-
tions, as well as triangulations specially devised to study the runtime of the

1416 algorithms in extreme scenarios. Our algorithm outperformed the other two
1418 in all case studies, indicating that the key ideas we use to reduce the worst-
1420 case time complexity of our algorithm are also effective in the average case and
1422 for triangulations typically encountered in practice. Our experiments also indi-
cated that the key ideas behind Schipper’s algorithm are not very effective for
the same type of data, as his algorithm was outperformed by the brute-force
one.

In the description of our algorithm, we required \mathcal{S} be orientable, as the aug-
mented DCEL we used in the implementation of the algorithm does not support
nonorientable surfaces. However, our algorithm also works for nonorientable sur-
faces within the same time bounds, as Theorem 4 is stated in terms of the Euler
genus of \mathcal{S} , which is half the value of the (usual) genus g for orientable surfaces.
We have not yet extended our algorithm to deal with compact surfaces with a
nonempty boundary either. A starting point towards this extension is the very
recent work by Boulch, de Verdière and Nakamoto [3], which gives an analog-
ous result to that of Theorem 4 for (non-orientable) surfaces with a nonempty
boundary.

We are interested in investigating the possibility of lowering the $\mathcal{O}(g^2 + gn_f)$
upper bound, so that the g^2 is replaced with g and the bound becomes $\mathcal{O}(gn_f)$.
If this is possible, is the resulting bound tight? Another important research
venue is the development of a fast algorithm for generating the complete set
of *all* irreducible triangulations of a surface from a given triangulation of the
surface. We are interested in developing such an algorithm by using ours as a
building block, providing an alternative method to that of Sulanke [5].

It would be interesting to find out whether some ideas behind our algorithm
could speed up some topology-preserving, mesh simplification algorithms [31].
In particular, one can devise a parallel version of our algorithm to take advantage
of the increasingly popular and powerful graphics processing units (GPU). The
idea is to process a few vertices of the input triangulation at a time, rather than
only one vertex. Theorem 4 can be used to give us an idea of the size of the
initial set of vertices. The algorithm must handle the case in which the same
vertex becomes a neighbor of two currently processed vertices. At this point,
an edge contraction could make two currently processed vertices neighbors of
each other. If their common edge is contractible, then one of two vertices can
be removed from the current triangulation by contracting the edge. This parallel
algorithm can efficiently build a hierarchy of triangulations such as the one
in [35].

7. Acknowledgments

All triangulations in Table 2 were obtained from publicly available trian-
gle mesh repositories. Namely, triangulations *Armadillo*, *Botijo*, *Casting*,
Eros, *Fertility*, *Filigree*, *Hand*, and *Socket* were taken from the [Aim@Shape
Repository](#), triangulation *Happy Buddha* was taken from the [Large Geometric
Models Archive](#), and triangulation *Iphigenia* was taken from the [website](#) of the
book in [38].

1460 **References**

References

- 1462 [1] J. Gallier, D. Xu, *A Guide to the Classification Theorem for Compact Surfaces*, Springer-Verlag, 2013. [1](#), [2](#), [2](#), [2](#)
- 1464 [2] D. W. Barnette, A. L. Edelson, *All 2-manifolds have finitely many minimal triangulations*, *Israel Journal of Mathematics* 67 (1) (1989) 123–128. [doi:10.1007/BF02764905](#). [1](#)
- 1466 [3] A. Boulch, Éric Colin de Verdière, A. Nakamoto, *Irreducible triangulations of surfaces with boundary*, *Graphs and Combinatorics* 29 (6) (2013) 1675–1688. [doi:10.1007/s00373-012-1244-1](#). [1](#), [6](#)
- 1468 [4] H. Schipper, *Generating triangulations of 2-manifolds*, in: H. Bieri, H. Noltemeier (Eds.), *Computational Geometry: Methods, Algorithms and Applications*, Vol. 553 of *Lecture Notes in Computer Science*, Springer, 1991, pp. 237–248. [doi:10.1007/3-540-54891-2_18](#). [1](#), [1.1](#), [1.3](#), [3](#), [3](#), [4](#), [5](#), [5](#), [5.1](#), [6](#)
- 1470 [5] T. Sulanke, *Generating irreducible triangulations of surfaces*, CoRR arXiv:math/0606687. [1](#), [6](#)
- 1472 [6] D. Archdeacon, C. P. Bonnington, J. A. Ellis-Monaghan, *How to exhibit toroidal maps in space*, *Discrete & Computational Geometry* 38 (3) (2007) 573–594. [doi:10.1007/s00454-007-1354-3](#). [1](#)
- 1474 [7] C. P. Bonnington, A. Nakamoto, *Geometric realization of a triangulation on the projective plane with one face removed*, *Discrete & Computational Geometry* 40 (1) (2008) 141–157. [doi:10.1007/s00454-007-9035-9](#). [1](#)
- 1480 [8] S. Negami, *Diagonal flips in triangulations of surfaces*, *Discrete Mathematics* 135 (1-3) (1994) 225–232. [doi:http://dx.doi.org/10.1016/0012-365X\(93\)E0101-9](#). [1](#)
- 1482 [9] S. Negami, *Diagonal flips of triangulations on surfaces, a survey*, *The Yokohama Mathematical Journal* 47 (1999) 1–40. [doi:http://dx.doi.org/10.1016/j.jctb.2008.06.006](#). [1](#)
- 1484 [10] C. Cortés, C. Grima, A. Marquez, A. Nakamoto, *Diagonal flips in outer-triangulations on closed surfaces*, *Discrete Mathematics* 254 (1-3) (2002) 63–74. [doi:http://dx.doi.org/10.1016/S0012-365X\(01\)00353-3](#). [1](#)
- 1486 [11] K. Kawarabayashi, A. Nakamoto, Y. Suzuki, *N-flips in even triangulations on surfaces*, *Journal of Combinatorial Theory, Series B* 99 (1) (2009) 229–246. [doi:http://dx.doi.org/10.1016/j.jctb.2008.06.006](#). [1](#)
- 1488 [11] K. Kawarabayashi, A. Nakamoto, Y. Suzuki, *N-flips in even triangulations on surfaces*, *Journal of Combinatorial Theory, Series B* 99 (1) (2009) 229–246. [doi:http://dx.doi.org/10.1016/j.jctb.2008.06.006](#). [1](#)

- 1496 [12] Y. Higuchi, A. Nakamoto, K. Ota, T. Sakuma, [N-flips in even triangulations on the torus and dehn twists preserving monodromies](#), *Discrete Mathematics* 311 (13) (2011) 1128–1135, selected Papers from the 22nd British Combinatorial Conference. doi:<http://dx.doi.org/10.1016/j.disc.2010.08.003>. 1
- 1500 [13] B. Chen, S. Lawrencenko, [Structural characterization of projective flexibility](#), *Discrete Mathematics* 188 (1-3) (1998) 233–238. doi:[http://dx.doi.org/10.1016/S0012-365X\(98\)00052-1](http://dx.doi.org/10.1016/S0012-365X(98)00052-1). 1
- 1504 [14] V. Dujmović, G. Fijavž, G. Joret, T. Sulanke, D. R. Wood, [On the maximum number of cliques in a graph embedded in a surface](#), *European Journal of Combinatorics* 32 (8) (2011) 1244–1252. doi:<http://dx.doi.org/10.1016/j.ejc.2011.04.001>. 1
- 1506 [15] A. Nakamoto, K. Ota, [Note on irreducible triangulations of surfaces](#), *Journal of Graph Theory* 20 (2) (1995) 227–233. doi:[10.1002/jgt.3190200211](http://dx.doi.org/10.1002/jgt.3190200211). 1
- 1510 [16] M. Jungerman, G. Ringel, [Minimal triangulations on orientable surfaces](#), *Acta Mathematica* 145 (1) (1980) 121–154. doi:[10.1007/BF02414187](http://dx.doi.org/10.1007/BF02414187). 1, 1.1
- 1512 [17] E. Steinitz, H. Radamacher, *Vorlesungen über die Theorie der Polyeder*, Springer, 1934. 1
- 1514 [18] S. Lavrenchenko, [Irreducible triangulations of the torus](#), *Journal of Soviet Mathematics* 51 (5) (1990) 2537–2543. doi:[10.1007/BF01104169](http://dx.doi.org/10.1007/BF01104169). 1
- 1516 [19] D. Barnette, [Generating the triangulations of the projective plane](#), *Journal of Combinatorial Theory, Series B* 33 (3) (1982) 222–230. doi:[http://dx.doi.org/10.1016/0095-8956\(82\)90041-7](http://dx.doi.org/10.1016/0095-8956(82)90041-7). 1, 2
- 1518 [20] T. Sulanke, [Note on the irreducible triangulations of the klein bottle](#), *Journal of Combinatorial Theory, Series B* 96 (6) (2006) 964–972. doi:<http://dx.doi.org/10.1016/j.jctb.2006.05.001>. 1
- 1520 [21] T. Lemos, S. Ramaswami, M. Siqueira, [An experimental comparison of algorithms for converting triangulations of closed surfaces into quadrangulations, in preparation.](#) 1.2
- 1524 [22] D. Bommers, B. Lévy, N. Pietroni, E. Puppo, C. Silva, M. Tarini, D. Zorin, [Quad-mesh generation and processing: A survey](#), *Computer Graphics Forum* 32 (6) (2013) 51–76. 1.2
- 1526 [23] K. Diks, P. Stanczyk, [Perfect matching for biconnected cubic graphs in \$\mathcal{O}\(n \lg^2 n\)\$ time](#), in: J. van Leeuwen, A. Muscholl, D. Peleg, J. Pokorný, B. Rump (Eds.), *SOFSEM 2010: Theory and Practice of Computer Science*, Vol. 5901 of *Lecture Notes in Computer Science*, Springer-Verlag, Germany, 2010, pp. 321–333. doi:[10.1007/978-3-642-11266-9_27](http://dx.doi.org/10.1007/978-3-642-11266-9_27). 1.2
- 1530
1532

- 1534 [24] K. Pulli, M. E. Segal, Fast rendering of subdivision surfaces, in: Proceedings of the Eurographics Workshop on Rendering Techniques, 1996, pp.
1536 61–70. [1.2](#)
- [25] L. Velho, Quadrilateral meshing using 4-8 clustering, in: Proceedings of the
1538 Symposium on Mesh Generation and Self-Adaptivity (CILANCE 2000),
2000, pp. 61–64. [1.2](#)
- 1540 [26] J. L. Gross, T. W. Tucker, Topological graph theory, Dover Publications,
Inc., Mineola, NY, USA, 2001. [2](#), [2](#)
- 1542 [27] L. Guibas, J. Stolfi, [Primitives for the manipulation of general subdivisions
and the computation of voronoi diagrams](#), ACM Transactions on Graphics
1544 4 (2) (1985) 74–123. [doi:10.1145/282918.282923](#). [2](#), [2](#)
- [28] T. K. Dey, H. Edelsbrunner, S. Guha, D. V. Nekhayev, Topology preserv-
1546 ing edge contraction, Publications de l’Institut Mathematique (Beograd)
60 (80) (1999) 26–45. [2](#)
- 1548 [29] G. Joret, D. R. Wood, [Irreducible triangulations are small](#), Jour-
nal of Combinatorial Theory, Series B 100 (5) (2010) 446–455.
1550 [doi:http://dx.doi.org/10.1016/j.jctb.2010.01.004](#). [2](#), [4](#)
- [30] T. Sulanke, Irreducible triangulations of low genus surfaces, CoRR
1552 arXiv:math/0606690. [2](#)
- [31] D. Luebke, M. Reddy, J. D. Cohen, A. Varshney, B. Watson, R. Huebner,
1554 Level of Detail for 3D Graphics, Morgan Kaufmann Publishers, 2003. [3](#),
[5.1](#), [6](#)
- 1556 [32] M. Garland, P. S. Heckbert, [Surface simplification using quadric error met-
rics](#), in: Proceedings of the 24th Annual Conference on Computer Graph-
1558 ics and Interactive Techniques, SIGGRAPH ’97, ACM Press/Addison-
Wesley Publishing Co., New York, NY, USA, 1997, pp. 209–216.
1560 [doi:10.1145/258734.258849](#). [3](#)
- [33] H. Hoppe, [Progressive meshes](#), in: Proceedings of the 23rd An-
1562 nual Conference on Computer Graphics and Interactive Techniques,
SIGGRAPH ’96, ACM, New York, NY, USA, 1996, pp. 99–108.
1564 [doi:10.1145/237170.237216](#). [3](#)
- [34] L. Velho, [Mesh simplification using four-face clusters](#), in: Proceedings
1566 of the International Conference on Shape Modeling & Applications, SMI
'01, IEEE Computer Society, Washington, DC, USA, 2001, pp. 200–208.
1568 [doi:10.1109/SMA.2001.923391](#). [3](#)
- [35] S.-W. Cheng, T. K. Dey, S.-H. Poon, [Hierarchy of sur-
1570 face models and irreducible triangulations](#), Computational Ge-
ometry: Theory and Applications 27 (2) (2004) 135–150.
1572 [doi:http://dx.doi.org/10.1016/j.comgeo.2003.07.001](#). [3](#), [6](#)

- [36] D. Kirkpatrick, [Optimal search in planar subdivisions](#), SIAM Journal on
 1574 Computing 12 (1) (1983) 28–35. doi:10.1137/0212002. 3
- [37] M. de Berg, O. Cheong, M. van Kreveld, M. Overmars, Computational Ge-
 1576 ometry: Algorithms and Applications, 3rd Edition, Springer-Verlag, 2008.
 4, 4.5
- [38] M. Botsch, L. Kobbelt, M. Pauly, P. Alliez, B. Lévy, Polygonal Mesh Pro-
 1578 cessing, A K Peters, Ltd., 2010. 7

1580 Appendix A. Proof of Lemma 1

A proof for Lemma 1 is given below:

1582 *Proof.* Let e be any edge of (G, i) . Aiming at a contradiction, assume that
 there are at least three faces, τ_1 , τ_2 , and τ_3 , incident on e . Let p be any point
 1584 of e . Since every face is an open disk, and since each edge incident on a face is
 entirely contained in the face boundary, there exists a positive number r_j , for
 1586 each $j = 1, 2, 3$, such that $\bar{\tau}_j \cap B(p, r_j)$ is homeomorphic to the half-disk, D ,
 where $\bar{\tau}_j$ is the closure of τ_j , $B(p, r_j)$ is the open ball of radius r_j centered at
 1588 p , and $D = \{(x, y) \in \mathbb{E}^2 \mid x \geq 0, x^2 + y^2 < 1\}$. Furthermore, since e cannot
 contain a vertex, if each r_j is chosen small enough, then we also have that every
 1590 point in $B(p, r_j)$ which is also a point on the boundary of τ belongs to e , i.e.,
 $\partial(\tau_j) \cap B(p, r_j) = e \cap B(p, r_j)$, where $\partial(\tau_j)$ is the boundary of τ_j . By definition
 1592 of subdivision, we know that $\tau_j \cap \tau_k = \emptyset$, for any two $j, k \in \{1, 2, 3\}$, with
 $j \neq k$. So, if we take $r = \min\{r_1, r_2, r_3\}$, then the intersection of the three half-
 1594 disks, $\bar{\tau}_1 \cap B(p, r)$, $\bar{\tau}_2 \cap B(p, r)$, and $\bar{\tau}_3 \cap B(p, r)$, is equal to $e \cap B(p, r)$, while
 their union is not homeomorphic to an open disk (no matter how small r is). So,
 1596 there cannot be any neighborhood of \mathcal{S} around p that is homeomorphic to a disk,
 which contradicts the fact that \mathcal{S} is a surface. Thus, edge e must be incident
 1598 on either one or two faces. But, from Definition 2, the vertices and edges in
 the boundary of each face of a triangulation are distinct. Moreover, since the
 1600 closure $\bar{\tau}$ of a single face τ , which is bounded by three distinct vertices and edges,
 cannot entirely cover a boundaryless, compact surface in \mathbb{E}^3 , the complement of
 1602 $\bar{\tau}$ with respect to \mathcal{S} must contain at least one more face. Consequently, every
 edge of τ is incident on two faces, and so must be e . \square

1604 Appendix B. Correctness

This appendix presents a correctness proof for our algorithm (see Section 4).

1606 We start by proving that the set of vertices of the final triangulation, \mathcal{T}' ,
 is a subset of the processed vertices of the input triangulation, \mathcal{T} . Later, we
 1608 show that such vertices are all trapped, establishing that \mathcal{T}' is an irreducible
 triangulation.

1610 **Proposition 13.** *Whenever condition $Q \neq \emptyset$ is reached in line 4 of Algo-*
 1612 *rithm 4.2, we have $p(z) = \text{true}$, where z is a vertex in \mathcal{T} , if and only if either*
 1614 *(1) z has been processed by the algorithm or (2) z was removed from \mathcal{T} by an*
edge contraction (or from a triangulation obtained from \mathcal{T} by a sequence of edge
contractions).

Proof. Our proof is by induction on the number, i , of times that the condition
 1616 $Q \neq \emptyset$ is reached and tested in line 4 of Algorithm 4.2. We note that $1 \leq$
 $i \leq n_v + 1$, where n_v is the number of vertices in the input triangulation, \mathcal{T} .
 1618 This is because Q is initialized with all vertices of \mathcal{T} in Algorithm 4.1 and Q
 is not modified until the while loop of lines 4-37 of Algorithm 4.2 is executed.
 1620 Furthermore, each loop iteration removes exactly one vertex from Q and no
 vertex is ever inserted into Q during the execution of the loop.

1622 **Base case ($i = 1$).** If $i = 1$, then the hypothesis of our claim is *if $Q \neq \emptyset$ is*
reached for the first time. It turns out that $Q \neq \emptyset$ will always be reached and
 1624 tested at least once. In the first time, we have $p(z)$ equals to *false*, for every
 vertex z in \mathcal{T} , as $p(z)$ is set to *false* during the execution of Algorithm 4.1.
 1626 Furthermore, no vertex has been processed and no edge contraction has been
 carried out by the algorithm yet. So, our claim holds for $i = 1$.

1628 **Hypothesis ($i = k$).** Assume that our claim is true for $i = k$, where k is an
 arbitrary (but fixed) integer, with $1 \leq k \leq n_v$. This is equivalent to saying that
 1630 if condition $Q \neq \emptyset$ is tested for the k -th time in line 4 of Algorithm 4.2, then (at
 that moment) the value of $p(z)$ is *true*, for every vertex z in \mathcal{T} , iff either (1) z
 1632 has been processed by the algorithm or (2) an edge contraction removed z from
 \mathcal{T} or from a triangulation obtained from \mathcal{T} by the edge contractions.

1634 **Inductive Step ($i = k + 1$).** Assume that condition $Q \neq \emptyset$ is tested for
 the $(k + 1)$ -th time in line 4 of Algorithm 4.2. So, let us unroll the last iteration
 1636 of the loop and consider the moment in which condition $Q \neq \emptyset$ was tested for
 the k -th time. By the induction hypothesis, the value of $p(z)$ is *true*, for every
 1638 vertex z in \mathcal{T} , iff either (1) z has been processed by the algorithm or (2) an edge
 contraction removed z from \mathcal{T} or from a triangulation previously obtained from
 1640 \mathcal{T} by edge contractions. During the k -th iteration of the outer while loop, there
 are only two places in which the current value of $p(z)$ could be changed: line 12
 1642 of Algorithm 4.5 and line 35 of Algorithm 4.2. The former line sets the value
 of $p(z)$ to *true* iff $[u, z]$ is the edge chosen to be contracted by the algorithm, u
 1644 is the currently processed vertex, and z is the vertex removed from the current
 triangulation by contraction of $[u, z]$. In turn, the latter line sets the value of
 1646 $p(z)$ to *true* iff z is the currently processed vertex, u . So, when condition $Q \neq \emptyset$
 is tested for the $(k + 1)$ -th time, immediately after the k -th iteration of the loop
 1648 ends, the value of $p(z)$ is *true*, for every vertex z in \mathcal{T} , iff either (1) z has been
 processed by the algorithm or (2) an edge contraction removed z from \mathcal{T} or
 1650 from a triangulation previously obtained from \mathcal{T} by edge contractions. Thus,
 our claim is true for all $i = 1, \dots, n_v + 1$. \square

1652 The next five results allow us to prove Proposition 8:

Proposition 14. *Let u be any vertex of \mathcal{T} selected to be processed by the algorithm. Then, before the processing of u starts, list lue is initialized with every edge $[u, v]$ in the current triangulation, K , where v is a vertex of the link, $lk(u, K)$, of u in K that has not been processed yet. Furthermore, if $[u, v]$ is an edge inserted into lue , where v is a vertex in K of degree, d_v , greater than 3, then edge $[u, v]$ cannot precede an edge $[u, w]$ already in lue such that the degree, d_w , of w is 3.*

Proof. By assumption, the value of $p(u)$ is *false* when vertex u is removed from Q in line 5 of Algorithm 4.2. From Proposition 13, we know that $p(u)$ is *false* iff u has not been processed by the algorithm yet nor has it been removed from the current triangulation, K , or from a previous triangulation, by an edge contraction. This means that u was not processed before and that u belongs to K . Since $p(u)$ is *false*, the for loop in lines 8-19 of Algorithm 4.2 is executed. We can view $lk(u, K)$ as a list of vertices, which means that line 8 is executed $h + 1$ times and the loop body is executed h times, where h is the number of vertices in $lk(u, K)$. For every $i \in \{1, \dots, h\}$, where h is the number of vertices in $lk(u, K)$, let v_i be the i -th vertex of $lk(u, K)$ considered by the loop. We claim that *by the time line 8 is executed for the j -th time, for $j \in \{1, \dots, h+1\}$, list lue consists of every edge $[u, v_k]$ in K , with $k \in \{1, \dots, j-1\}$, such that v_k has not been processed by the algorithm yet.* If every vertex v_k , with $k \in \{1, \dots, j-1\}$, has been processed by the algorithm before, then lue is empty. Furthermore, if $[u, v]$ is an edge in lue such that the degree, d_v , of v is greater than 3, then edge $[u, v]$ cannot precede an edge $[u, w]$ in lue such that the degree, d_w , of w is 3. If this claim is true, then it also holds immediately after the loop ends. Consequently, the veracity of the claim implies the veracity of our proposition. In what follows, we prove the claim by induction on j .

Base case ($j = 1$). If $j = 1$, then line 8 of Algorithm 4.2 selects vertex v_1 from $lk(u, K)$. At this moment, no previous vertex of $lk(u, K)$ has been selected before and the loop body has not been executed yet. Since list lue was made empty in line 7, it is empty when line 8 is reached. So, our claim holds for $j = 1$.

Hypothesis ($j = k$). Assume that our claim is true for $j = k$, where k is an arbitrary (but fixed) integer, with $1 \leq k \leq h$. This is equivalent to saying that when line 8 of Algorithm 4.2 is executed for the k -th time, list lue consists of each edge $[u, v_l]$, with $l \in \{1, \dots, k-1\}$, such that v_l has not been processed by the algorithm yet. If every vertex v_l , with $l \in \{1, \dots, k-1\}$, has been processed by the algorithm before, then lue is empty. Furthermore, if $[u, v]$ is an edge in lue such that $d_v > 3$, then $[u, v]$ cannot precede an edge $[u, w]$ in lue such that $d_w = 3$.

Inductive Step ($j = k + 1$). When $j = k + 1$, line 8 of Algorithm 4.2 is executed for the $(k + 1)$ -th time. Since $k \geq 1$, the loop body has been executed at least once. So, consider the moment in which line 8 was executed for the k -th time. At this moment, vertex v_k was selected from $lk(u, K)$, where K is the current triangulation. Next, edge $[u, v_k]$ is inserted into lue iff $p(v_k)$ is *false* (see lines 12-18 of Algorithm 4.2). From Proposition 13, we can conclude that $[u, v_k]$ is inserted into lue iff v_k belongs to K and v_k has not been processed yet.

1698 From lines 12-18 of Algorithm 4.2, we have that $[u, v_k]$ is inserted at the front of
1700 lue if the degree of v_k in K is equal to 3. Otherwise, it is inserted at the back of
1702 any). Furthermore, if $[u, v]$ is an edge in lue such that $d_v > 3$, then $[u, v]$ cannot
1704 precede an edge $[u, w]$ in lue such that $d_w = 3$. So, the property “if $[u, v]$ is an
1706 edge in lue such that $d_v > 3$, then $[u, v]$ cannot precede an edge $[u, w]$ in lue such
1708 that $d_w = 3$ ” still holds. Thus, our claim holds when line 8 of Algorithm 4.2 is
executed for the j -th time, with $j = k + 1$. Thus, our claim is true for every
 $j \in \{1, \dots, h + 1\}$. Since this claim implies that the statement we want to prove
is true immediately after the for loop of lines 8-19 is finished, we are done. \square

The invariant stated by Proposition 14 can be augmented to include the
1710 facts that $n(v) = u$, $o(v) = ts$, $t(v) = -1$, and $c(v) = 0$, for every vertex v such
1712 that $[u, v]$ belongs to lue , where u is the vertex selected to be processed, and
1714 ts is the current “time” (which does not change during the entire execution of
1716 the for loop in lines 8-19 of Algorithm 4.2). We can also prove that a slightly
modified invariant about lue holds for the repeat-until loop of lines 21-34 of
Algorithm 4.2. To do so, we note that every edge inserted into lue during the
loop execution is done so by CONTRACT(). So, we have the following:

Claim 15. *Every edge $[u, z]$ inserted by CONTRACT() into lue , during the pro-*
1718 *cessing of a vertex u of \mathcal{T} , is such that $n(z) = u$, $o(z) = ts$, $t(z) = -1$, and*
 $c(z) = 0$, where ts is the insertion time.

1720 *Proof.* Every edge inserted into lue by CONTRACT() comes from the temporary
1722 list, $temp$. This list is made empty immediately before COLLAPSE() is called
1724 (see line 14 of Algorithm 4.5). When COLLAPSE() is executed, it updates the
1726 DCEL to account for the contraction of edge $[u, v]$. Let L be the triangulation
1728 immediately before the contraction of $[u, v]$, i.e., $K = L - uv$, where K is current
1730 triangulation. Then, updating the DCEL amounts to replacing each edge of the
1732 form $[v, z]$ in L with an edge $[u, z]$, for every $z \in \Pi_{uv}$. As a result, vertex v , edge
1734 $[u, v]$ and the 2-faces $[u, v, x]$ and $[u, v, y]$ do not belong to K , where x and y are
1736 the vertices in $lk([u, v], L)$. COLLAPSE() also inserts each replacement edge $[u, z]$
into $temp$. So, list $temp$ consists of every edge $[u, z]$ such that $z \in \Pi_{uv}$. But,
each vertex z in $lk(v, L)$ had its attributes n , c , o , and t set to u , 0, ts , and -1 ,
respectively, by the for loop in lines 4-11 of Algorithm 4.5. The value of $t(z)$ is
the same for the vertices z in $lk(v, L)$, and it is equal to the current value of ts ,
which in turn was last updated in line 3 of Algorithm 4.5. Finally, every edge in
 $temp$ is inserted into lue by the for loop in lines 25-43 of Algorithm 4.5. Since
 ts is only updated in line 3 of CONTRACT(), the value of $t(z)$ can be viewed as
the time in which $[u, z]$ is inserted in lue , as well as the time in which vertex z
became a vertex of $lk(u, K)$. \square

1738 **Claim 16.** *Let u be any vertex of \mathcal{T} processed by the algorithm. Then, during the*
1740 *processing of u , if the following three conditions regarding lue hold immediately*
before executing CONTRACT(), then they also hold immediately after: (1) every

edge $[u, w]$ in *lue* is also an edge of the current triangulation, K , (2) if $[u, w]$
 1742 is any edge in *lue* such that the degree, d_w , of w is greater than 3, then edge
 $[u, w]$ cannot precede an edge $[u, z]$ in *lue* such that the degree, d_z , of z is equal
 1744 to 3, and (3) if $[u, w]$ is any edge in *lue*, then w has not been processed by the
 algorithm yet.

1746 *Proof.* Let $[u, v]$ be the edge of K to be contracted by `CONTRACT()`. As we
 already pointed out in the proof of Claim 15, the contraction of $[u, v]$ replaces
 1748 each edge of the form $[v, z]$ in K with an edge $[u, z]$, for every $z \in \Pi_{uv}$. Moreover,
 vertex v , edge $[u, v]$ and 2-faces $[u, v, x]$ and $[u, v, y]$, where x and y are the two
 1750 vertices in $lk([u, v], K)$, do not belong to the resulting triangulation, $K - uv$,
 and each replacement edge $[u, z]$ is inserted into *temp*. Observe that every
 1752 replacement edge is an edge of $K - uv$. It is possible, though, that $p(z) = true$
 for a vertex z such that $[u, z]$ is *lue*. However, edge $[u, z]$ will be inserted into *lue*
 1754 iff $p(z) = false$ (see line 26 of Algorithm 4.5). So, conditions (2) and (3) hold.
 Regarding condition (2), note that the only vertices whose degree are modified
 1756 by `CONTRACT()` are u, x , and y . So, the only edges that could violate condition
 (2) are $[u, x]$ and $[u, y]$. But, lines 19-24 of Algorithm 4.5 checks whether each
 1758 of $[u, x]$ and $[u, y]$ is in *lue*. If $[u, x]$ (resp. $[u, y]$) is in *lue* and the degree d_x
 (resp. d_y) of x (resp. y) is equal to 3 after the contraction of $[u, v]$ (i.e., in
 1760 $K - uv$), then $[u, x]$ (resp. $[u, y]$) is moved to the front of *lue*. So, condition (2)
 also holds. \square

1762 **Proposition 17.** *Let u be any vertex of \mathcal{T} processed by the algorithm. Then,*
during the processing of u , if the following hold when the condition of the while
 1764 *loop in lines 22-30 of Algorithm 4.2 is tested for the first time, they hold every*
time the condition is tested again:

- 1766 (1) every edge $[u, w]$ in *lue* is also an edge of the current triangulation, K ;
- (2) if $[u, w]$ is an edge in *lue* such that the degree, d_w , of w is greater than 3,
 1768 then edge $[u, w]$ cannot precede an edge $[u, z]$ in *lue* such that the degree,
 d_z , of z is equal to 3;
- 1770 (3) the value of $p(z)$ is false, for every vertex z such that $[u, z]$ is in *lue*;
- (4) the value of $o(z)$ is no longer -1 , for every vertex z such that $[u, z]$ is in
 1772 *lue*;
- (5) the value of $t(z)$ is -1 , for every vertex z such that $[u, z]$ is in *lue*;
- 1774 (6) the value of $c(z)$ is 0, for every vertex z such that $[u, z]$ is in *lue*; and
- (7) no edge in *lue* has been tested against the link condition yet.

1776 *Proof.* Our proof is by induction on the number i of times that the while loop
 condition, $lue \neq \emptyset$, in line 22-30 of Algorithm 4.2 is reached and tested. Since
 1778 we have not proved termination of the loop yet, we will assume that the loop
 ends after m iterations, for a non-negative integer, m . So, we can conclude that
 1780 $1 \leq i \leq m + 1$. Termination is proved later.

Base case ($i = 1$). When the while loop condition, $lue \neq \emptyset$, is reached and
1782 tested for the first time, conditions (1) to (7) are all true *by the hypothesis* of
our claim. When we show that (1)-(7) also hold for the outer repeat-until loop,
1784 this hypothesis will be proved to be true a valid one.

Hypothesis ($i = k$). Assume that conditions (1)-(7) hold for $i = k$, where
1786 k is an arbitrary (but fixed) integer, with $1 \leq k \leq m$; that is, conditions (1)-(7)
hold if condition $lue \neq \emptyset$ is tested for the k -th time.

Inductive Step ($i = k + 1$). When $i = k + 1$, the while loop condition,
1788 $lue \neq \emptyset$, is reached and tested for the $(k + 1)$ -th time. Since $k \geq 1$, the loop body
1790 has been executed at least once. So, consider the moment in which the condition
was reached and tested for the k -th time. Since the loop body is executed, the
1792 while loop condition holds and thus lue is not empty. At this point, the induction
hypothesis implies that if any of conditions (1)-(7) is violated, then the violation
1794 occurs during the k -th iteration of the loop. We now show that this is not the
case.

The k -th iteration of the loop starts with the removal of edge $[u, v]$ from the
1796 front of list lue . Next, the value of $t(v)$ is set to ts . Since $[u, v]$ is no longer
1798 in lue , this assignment does not violate condition (4). Next, if the degree of v
is equal to 3, then the procedure in Algorithm 4.3 is invoked. Otherwise, the
1800 procedure in Algorithm 4.4 is. In both cases, no edge incident with u other than
 $[u, v]$ is tested against the link condition or further removed from lue and from
1802 the current triangulation. Furthermore, every edge inserted into lue is done so
by CONTRACT(). But, from Claim 16, we can conclude that conditions (1), (2),
1804 and (3) cannot be violated. Conditions (4) and (5) cannot be violated either,
as the only places in which attributes o and t are modified (during the loop
1806 execution) are line 24 of Algorithm 4.2 and lines 8 and 9 of Algorithm 4.5. Line
8 of Algorithm 4.5 sets the value of the o attribute to the current value of ts ,
1808 which is always non-negative. Line 24 of Algorithm 4.2 modifies the value of
 $t(v)$, but $[u, v]$ is no longer in lue at this point. In turn, line 9 of Algorithm 4.5
1810 set the value of the t attribute to -1 . Finally, for every vertex z such that $[u, z]$
was inserted into lue by Algorithm 4.5, the o and t attributes of z were modified
1812 by lines 8 and 9. So, conditions (4) and (5) cannot be violated.

During any while loop iteration, the c attribute of a vertex can only be
1814 modified by Algorithm 4.5, Algorithm 4.3 and Algorithm 4.4. Algorithm 4.5
can only modify the value of the c attribute of a vertex in two lines, namely:
1816 line 7 and line 36. The former line sets the value of the c attribute to 0, while
the latter line increments the value of the c attribute of a vertex w by 1. But, if
1818 line 36 is executed then $t(w) \neq -1$, which means that $[u, w]$ is not in lue . Thus,
condition (6) cannot be violated by Algorithm 4.5. In turn, Algorithm 4.3 can
1820 only modify the c attribute of vertices x and y in $lk([u, v], K)$, where K is the
triangulation before the contraction of $[u, v]$ (see lines 5-24 of Algorithm 4.3).
1822 However, if $c(x)$ (resp. $c(y)$) is changed, then $t(x) \neq -1$ (resp. $t(y) \neq -1$).
But, we just showed that $[u, x]$ (resp. $[u, y]$) cannot be in lue if $t(x) \neq -1$
1824 (resp. $t(y) \neq -1$); otherwise, condition (5) would be violated. So, condition (6)
cannot be violated by Algorithm 4.3. Finally, Algorithm 4.4 can only modify
1826 the c attribute of a vertex v and of a vertex z such that z is in $lk(v, K)$, where K

is the current triangulation and $[u, v]$ is the edge given as input to the procedure
 1828 (see lines 4 and 6 of Algorithm 4.4). But, since $[u, v]$ is no longer in lue , the
 possible change of $c(v)$ does not violate condition (6). Moreover, if $c(z)$ is
 1830 changed in line 6 of Algorithm 4.4, then (u, v, z) is a critical cycle of K and
 $t(z) \neq -1$. But, we just showed that if $t(z) \neq -1$, then $[u, z]$ cannot be in lue ;
 1832 otherwise, condition (5) would be violated. So, condition (6) is not violated
 either.

1834 Regarding condition (7), recall that all edges inserted into lue during every
 loop iteration are inserted by `CONTRACT()`. But, these edges have not been
 1836 tested against the link condition before, as they do not belong to the current
 triangulation, K , to the initial triangulation, \mathcal{T} , nor to any triangulation ob-
 1838 tained from \mathcal{T} before K . The reason is that a previously contracted edge can
 never be resurrected by the algorithm, as this would require the resurrection of
 1840 a vertex. But, nowhere in the algorithm a vertex is introduced in the current
 triangulation. So, condition (7) cannot be violated either. Thus, our claim holds
 1842 for $i = 1, \dots, m + 1$. \square

Proposition 18. *The while loop in lines 22-30 of Algorithm 4.2 terminates.*

1844 *Proof.* We must show that list lue will be eventually empty after finitely many
 iterations of the while loop in lines 22-30 of Algorithm 4.2. Indeed, every iteration
 1846 removes exactly one edge, $[u, v]$, from lue . If $[u, v]$ fails the link condition,
 then no edge is inserted into lue until the end of the current loop iteration.
 1848 Otherwise, one or more edges of the form $[u, z]$ are inserted into lue , where u
 is the vertex being processed by the algorithm, z is a vertex in $lk(v, K)$, with
 1850 $z \notin \Lambda_{uv}$, and K is the triangulation immediately before the contraction of $[u, v]$.
 We claim that only finitely many edges can ever be inserted into lue . Indeed,
 1852 during the execution of the loop, an edge $[u, z]$ is inserted into lue if and only
 if $[u, z]$ belongs to the triangulation, $K - uv$, resulting from the contraction of
 1854 $[u, v]$ in K . But, edge $[u, z]$ cannot belong to K , else (u, v, z) would be a critical
 cycle in K and hence $[u, v]$ would not be contractible in K . In general, edge
 1856 $[u, z]$ cannot belong to \mathcal{T} nor to any triangulation obtained from \mathcal{T} before K is.
 Otherwise, either $[u, z]$ would belong to K or $[u, z]$ would have been removed
 1858 from some triangulation preceding K . Since $[u, z]$ cannot belong to K (for the
 reason we stated before), $[u, z]$ would have been removed from a triangulation
 1860 obtained from \mathcal{T} before K is obtained. But, in this case, vertex z would not be
 a vertex of K , as the algorithm never adds vertices to a triangulation. Since \mathcal{T}
 1862 has a finite number, n_v , of vertices, there can be at most $n_v - 1$ edge insertions
 in lue during the entire execution of the while loop. But, since every iteration of
 1864 the loop removes an edge from lue , we can conclude that lue will be eventually
 empty after finitely many iterations of the while loop. \square

1866 We now give a proof for Proposition 8 from Section 4.3:

Proof. Our proof is by induction on the number i of times that the repeat-
 1868 until loop condition, $lue = \emptyset$, in line 34 of Algorithm 4.2 is reached. We have
 not proved termination of the loop yet. So, let us assume that the loop ends

1870 after m iterations, for some non-negative integer, m . So, we can conclude that
1872 $1 \leq i \leq m + 1$.

1872 **Base case ($i = 1$).** When the repeat-until loop condition, $lue = \emptyset$, is
1874 reached for the first time, the loop body has been executed exactly once. So, let
1876 us consider the moment in which line 21 of Algorithm 4.2 was executed for the
1878 first time. At this moment, Proposition 14 ensures that conditions (1)-(3) hold.
1880 Conditions (4) and (5) also hold, as the values of $o(z)$ and $t(z)$, for every vertex
1882 z such that $[u, z]$ is $lk(u, K)$, were set to ts and -1 , respectively, by the for loop
1884 in lines 8-19 of Algorithm 4.2, where K is the current triangulation at the time
1886 line 21 was executed for the first time. Furthermore, every edge in lue is an
1888 edge in $lk(u, K)$. Due to line 9 of Algorithm 4.1, condition (6) also holds. This
1890 is also the case of condition (7), as no edge has been tested against the link
1892 condition yet *during the processing of u* . Proposition 17 ensures that conditions
1894 (1)-(7) are not violated by the while loop in lines 22-30 if they hold immediately
1896 before the loop takes place (which we just argued to be the case). The while
1898 loop in lines 22-30 of Algorithm 4.2 must end. Otherwise, our hypothesis would
not be true, i.e., the repeat-until loop condition, $lue = \emptyset$, in line 34 would never
have been reached. So, line 32 of Algorithm 4.2 may be executed. If so, list lue
is only modified by possible edge insertions carried out by `CONTRACT()`. But,
Claim 15 and Claim 16 ensure that conditions (1)-(5) are not violated. In turn,
Claim 15 and the fact that condition (5) is not violated imply that condition
(6) is not violated either (see the arguments in the inductive step of the proof
of Proposition 17). Finally, since the only edge tested against the link condition
by the procedure in Algorithm 4.6 is an edge removed from lte , which is not in
 lue , we can conclude that condition (7) cannot be violated either. So, our claim
is true for $i = 1$.

1896 **Hypothesis ($i = k$).** Assume that conditions (1)-(7) hold for $i = k$, where
1898 k is an arbitrary (but fixed) integer, with $1 \leq k \leq m$. That is, conditions (1)-(7)
hold if condition $lue = \emptyset$ is tested for the k -th time.

1900 **Inductive Step ($i = k + 1$).** When $i = k + 1$, the repeat-until loop
1902 condition, $lue = \emptyset$, is reached for the $(k + 1)$ -th time. Since $k \geq 1$, the loop
1904 body has been executed at least twice. So, consider the moment in which the
1906 condition was reached for the k -th time. By the induction hypothesis, conditions
1908 (1)-(7) will hold immediately after the loop test is executed, i.e., they will be
true in the beginning of the $(k + 1)$ -th iteration. So, using the same arguments
from the base case, we can show that conditions (1)-(7) will hold immediately
after the loop body is executed. Consequently, conditions (1)-(7) hold when
condition $lue = \emptyset$ is reached in line 34 of Algorithm 4.2 for the i -th time, with
 $i = k + 1$. Thus, our claim is true for $i = 1, \dots, m + 1$. \square

1910 The previous proof assumed that the repeat-until loop in lines 21-34 of Al-
gorithm 4.2 terminates. Proposition 19 below states that our assumption is
valid.

1912 **Proposition 19.** *The repeat-until loop in lines 21-34 of Algorithm 4.2 termi-
nates.*

1914 *Proof.* We must show that list lue will be eventually empty after finitely many
iterations of the repeat-until loop in lines 21-34 of Algorithm 4.2. Proposition 18
1916 ensures that the while loop in lines 22-30 of Algorithm 4.2 always terminates.
So, in each iteration of the repeat-until loop, list lue gets empty after the while
1918 loop is executed. Thus, line 30 is reached. From this point on, list lue can still
be modified by edge insertions carried out by `CONTRACT()`. However, using the
1920 same arguments from the proof of Proposition 18, we can conclude that there
are only finitely many edges that *all* executions of `CONTRACT()` could possibly
1922 insert into lue . So, after some finitely many iterations of the repeat-until loop,
no more edges are inserted into lue by the procedure in Algorithm 4.6. Thus, list
1924 lue will eventually remain empty after this procedure is executed. Consequently,
the loop ends. \square

1926 Edges are inserted into list lte at only one place in our algorithm: line 16
of Algorithm 4.4. Furthermore, an edge inserted into lte has just been removed
1928 from lue and tested against the link condition. Since the same edge removed
from lue never gets back to lue again (see proof of Proposition 18), lists lue
1930 and lte have no edge in common during the entire execution of the algorithm.
Moreover, every edge inserted into lte has been tested against the link condition
1932 before and has failed the test. So, we have the following:

Proposition 20. *Let u be any vertex of \mathcal{T} processed by the algorithm. Then,
1934 during the processing of u , if the following hold when the condition of the while
loop in lines 22-30 of Algorithm 4.2 is tested for the first time, they hold every
1936 time it is tested:*

- (1) lte and lue have no edge in common;
- 1938 (2) if $[u, z]$ is an edge in lte then $t(z) \geq o(z) > -1$; and
- (3) every edge in lte has been tested against the link condition exactly once
1940 and failed the test.

Proof. Our proof is by induction on the number i of times that the while loop
1942 condition, $lue \neq \emptyset$, in line 22-30 of Algorithm 4.2 is reached. Proposition 18
ensures that the loop ends after m iterations, for some non-negative integer, m .
1944 So, we have $1 \leq i \leq m + 1$.

Base case ($i = 1$). When the while loop condition, $lue \neq \emptyset$, is reached for
1946 the first time, conditions (1) to (3) are all true *by the hypothesis* of our claim.
When we show that (1)-(3) also hold for the outer repeat-until loop, then this
1948 hypothesis will be proved to be true as well.

Hypothesis ($i = k$). Assume that conditions (1)-(3) hold for $i = k$, where
1950 k is an arbitrary (but fixed) integer, with $1 \leq k \leq m$; that is, conditions (1)-(3)
hold if condition $lue \neq \emptyset$ is tested for the k -th time.

Inductive Step ($i = k + 1$). When $i = k + 1$, the while loop condition,
1952 $lue \neq \emptyset$, is reached for the $(k + 1)$ -th time. Since $k \geq 1$, the loop body has
been executed at least once. So, consider the moment in which the condition
1954 was reached for the k -th time. Since the loop body is executed, the while

1956 loop condition holds and thus lue is not empty. At this point, the induction
 hypothesis implies that if any of conditions (1)-(3) is violated, then the violation
 1958 occurs during the k -th iteration of the loop. We now show that this is not the
 case.

1960 The k -th iteration of the loop starts with the removal of edge $[u, v]$ from
 the front of list lue . Next, the value of $t(v)$ is set to ts (see line 24 of Algo-
 1962 rithm 4.2). Note that ts is equal to or greater than 0, as ts is set to 0 in line 3
 of Algorithm 4.2 and is never decremented by the algorithm. Furthermore, we
 1964 get $t(z) \geq o(z) > -1$, as $o(z)$ is equal to the value held by ts when the for loop
 in lines 8-19 of Algorithm 4.2 was executed. Next, if the degree of v is equal
 1966 to 3, then the procedure in Algorithm 4.3 is executed; otherwise, the procedure
 in Algorithm 4.4 is. In the former case, list lte is not modified. In the latter
 1968 case, list lte may be modified by the insertion of edge $[u, v]$, which has just been
 removed from lue (see line 16 of Algorithm 4.4). However, in both cases, list
 1970 lue is modified by the insertion of edges of the form $[u, z]$, where z is a vertex
 in $lk(v, K)$, with $z \notin \Lambda_{uv}$, and K is the triangulation immediately before the
 1972 contraction of $[u, v]$. Since $[u, v]$ is no longer in lue , and since the edges inserted
 in lue do not belong to K , to \mathcal{T} nor to any triangulation obtained from \mathcal{T} before
 1974 K , condition (1) is not violated. We also know that $t(v) = ts$ and $ts \geq 0$ before
 line 16 of Algorithm 4.4 is executed. Moreover, line 24 of Algorithm 4.2 is the
 1976 only one that can modify the t attribute of a vertex during the entire iteration
 of the while loop in lines 22-30. So, condition (2) is not violated either. Finally,
 1978 before line 16 of Algorithm 4.4 is executed, lines 2-12 are executed to test edge
 $[u, v]$ against the link condition. So, condition (3) cannot be violated. As a
 1980 result, conditions (1)-(3) remain true during the k -th loop iteration, and thus
 they are true when the loop condition is reached for the i -th time, with $i = k+1$.
 1982 Thus, our claim holds for $i = 1, \dots, m+1$. \square

We now give a proof for Proposition 9 from Section 4.3:

1984 *Proof.* Our proof is by induction on the number i of times that the repeat-until
 loop condition, $lue = \emptyset$, in line 34 of Algorithm 4.2 is reached. Proposition 19
 1986 ensures that the repeat-until loop terminates. So, we can assume that the loop
 ends after m iterations, for some non-negative integer, m . Thus, we have that
 1988 $1 \leq i \leq m+1$.

Base case ($i = 1$). When the repeat-until loop condition, $lue = \emptyset$, is
 1990 reached for the first time, the loop body has been executed exactly once. So,
 let us consider the moment at which line 21 of Algorithm 4.2 was executed
 1992 for the first time. At this moment, we know that lte is empty (see line 20 of
 Algorithm 4.2). So, conditions (1)-(3) holds immediately before the while loop
 1994 of lines 22-30 is executed for the first time. From Proposition 20, they also hold
 during the loop execution and immediately after it ends, which will eventually
 1996 happen (see Proposition 18). Next, the procedure in Algorithm 4.6 may be
 invoked in line 32. During the execution of this procedure, one or more edges
 1998 may be removed from lte (see lines 4 and 13 of Algorithm 4.6), but no edge
 is inserted in lte . In addition, the t attribute of a vertex is never modified by

2000 PROCESSEDELIST(). So, conditions (2) and (3) must remain true. In turn,
no edge is removed from list lue , but some edges may be inserted into lue . If
2002 an edge is inserted into lue , then edge $[u, v]$ was removed from lte before in line
13 of Algorithm 4.6. Moreover, edge $[u, v]$ is contracted. The contraction of
2004 $[u, v]$ triggers the insertion into lue of all edges of the form $[u, z]$, where z is a
vertex in $lk(v, K)$, with $z \notin \Lambda_{uv}$. But, these edges do not belong to the current
2006 triangulation, K , to \mathcal{T} nor to any triangulation obtained from \mathcal{T} before K . So,
none of them can be in lte , and hence condition (1) remains true. Thus, our
2008 claim holds when the loop condition is reached for the first time.

Hypothesis ($i = k$). Assume that conditions (1)-(3) hold for $i = k$, where
2010 k is an arbitrary (but fixed) integer, with $1 \leq k \leq m$. That is, conditions (1)-(3)
hold if condition $lue = \emptyset$ is tested for the k -th time.

Inductive Step ($i = k + 1$). When $i = k + 1$, the repeat-until loop
2012 condition, $lue = \emptyset$, is reached for the $(k + 1)$ -th time. Since $k \geq 1$, the loop
2014 body has been executed at least twice. So, consider the moment in which the
condition was reached for the k -th time. By the induction hypothesis, conditions
2016 (1)-(3) are true immediately after the loop test is executed, i.e., they are true
in the beginning of the $(k + 1)$ -th iteration. So, from Proposition 20, conditions
2018 (1)-(3) remain true immediately after the while loop in lines 22-30 ends, which
will eventually occur (see Proposition 18). Using the same arguments from
2020 the base case, we can show that conditions (1)-(3) also hold immediately after
lines 31-33 are executed. Consequently, conditions (1)-(3) hold when condition
2022 $lue = \emptyset$ is reached in line 34 of Algorithm 4.2 for the i -th time, with $i = k + 1$.
Thus, our claim is true for $i = 1, \dots, m + 1$. \square

2024 The following three results are needed to prove Proposition 10 from Sec-
tion 4.4:

2026 **Proposition 21.** *Let u be the currently processed vertex of the algorithm, and
let $[u, v]$ be any edge of the current triangulation, K , tested against the link
2028 condition by the lines 2-12 of Algorithm 4.4. Then, the value of the c attribute
of v is zero immediately before the test, and it is equal to the number of critical
2030 cycles that contains $[u, v]$ in K immediately after the test.*

Proof. Every edge, $[u, v]$, tested against the link condition by the lines 2-12 of
2032 Algorithm 4.4 is an edge just removed from lue in line 23 of Algorithm 4.2.
This means that $[u, v]$ belonged to lue , and hence the c value of vertex v is zero
2034 immediately before the lines 2-12 of Algorithm 4.4 are executed. This is because
Algorithm 4.2 does not modify the c value of v before Algorithm 4.4 is invoked
2036 in line 26. During the link condition test in lines 2-12 of Algorithm 4.4, the value
 $c(v)$ is incremented by one m times, where m is the number of vertices z in Π_{uv}
2038 such that $n(z) = u$. Note that if $z \in \Pi_{uv}$ and $n(z) = u$ then z is a neighbor
of both u and v , which means that (u, v, z) is a cycle of length 3 in K . Such a
2040 cycle, if any, cannot bound a 2-face in K , as edge $[u, v]$ is already incident on two
2-faces, $[u, v, x]$ and $[u, v, y]$, where x and y are the two vertices in $lk([u, v], K)$.
2042 Thus, cycle (u, v, z) must be critical in K . Conversely, if $z \in \Lambda_{uv}$ or $n(z) \neq u$,
then either $z \in \{u, x, y\}$ or z is not a neighbor of u . If $z = u$ or $n(z) \neq u$ then

2044 (u, v, z) is not a cycle of length 3. Otherwise, if $z = x$ or $z = y$ then (u, v, z) is
 a 2-face of K . In either case, triple (u, v, z) does not define a critical cycle. So,
 2046 since $c(v)$ is equal to zero before the execution of lines 2-12 of Algorithm 4.4, and
 since $c(v)$ is equal to $c(v) + m$ after the execution of lines 2-12 of Algorithm 4.4,
 2048 we have that $c(v)$ is the number of critical cycles that contains $[u, v]$ in K after
 the link condition test ends. Note that we rely on the premise that $n(z)$ is
 2050 equal to u if and only if z is a neighbor of u in K , which is in fact true. To
 see why, recall that $n(v)$ is set to u , for every vertex v in $lk(u, K)$, during the
 2052 initialization of lue in line 9 of Algorithm 4.2. In addition, during the execution
 of the repeat-until loop in lines 21-34 of Algorithm 4.2), the n attribute of a
 2054 vertex is only modified in line 6 of CONTRACT() (see Algorithm 4.5). However,
 this is done precisely for the vertices z of $lk(v, K)$ that become neighbors of u
 2056 after the contraction of $[u, v]$. Conversely, a vertex z in the current triangulation,
 K , can only become a neighbor of u if the contraction of an edge, $[u, v]$, takes
 2058 place and z is in Π_{uv} . So, whenever $[u, v]$ is tested against the link condition in
 Algorithm 4.4, we have that $n(z)$ is equal to u if and only if z is a neighbor of
 2060 u in K . \square

An immediate consequence of Proposition 21 is that an edge $[u, v]$ is inserted
 2062 into lte if and only if it is part of a critical cycle in K , as line 16 of Algorithm 4.4
 is executed if and only if $c(v)$ is not equal to zero immediately after $[u, v]$ is tested
 2064 against the link condition in lines 2-12 of Algorithm 4.4. Furthermore, at this
 point, the value of $c(v)$ is equal to the number of critical cycles in K edge $[u, v]$
 2066 belongs to.

Corollary 22. *Let u be the vertex currently processed by the algorithm, and let
 2068 $[u, v]$ be an edge removed from list lue by line 23 of Algorithm 4.2. Then, edge
 $[u, v]$ is inserted into list lte in line 16 of Algorithm 4.4 if and only if $[u, v]$ is
 2070 part of a critical cycle in the current triangulation, K . Furthermore, the value
 of $c(v)$ is equal to the number of critical cycles in K to which edge $[u, v]$ belongs.*

2072 The result stated by Corollary 22 is only valid at the moment that edge
 $[u, v]$ is inserted into lte . Indeed, while $[u, v]$ is in lte , the contraction of an edge
 2074 may give rise to a critical cycle containing $[u, v]$ or it can make a critical cycle
 containing $[u, v]$ non-critical.

Proposition 23. *Let u be the vertex currently processed by the algorithm. Then,
 2076 if the following condition holds immediately before the while loop in lines 22-30
 2078 of Algorithm 4.2 is executed, it will remain true every time the loop condition,
 $lue \neq \emptyset$, is reached in line 22: no edge $[u, v]$ in lte , such that $c(v) > 0$, can
 2080 precede an edge $[u, w]$ in lte such that $c(w) = 0$.*

Proof. Our proof is by induction on the number i of times that the while loop
 2082 condition, $lue \neq \emptyset$, in line 22 of Algorithm 4.2 is reached. From Proposition 18,
 we know that the loop eventually ends after finitely many iterations. Let m be
 2084 the total number of loop iterations, where m is a non-negative integer. Then,
 we have that $1 \leq i \leq m + 1$.

2086 **Base case ($i = 1$).** When the while loop condition, $lue \neq \emptyset$, is reached
for the first time, our claim holds *by hypothesis*. In the proof of Proposition 10,
2088 we show that the claim also holds for the repeat-until loop of lines 21-34 of
Algorithm 4.2. So, our hypothesis is valid.

2090 **Hypothesis ($i = k$).** Assume that our claim holds for $i = k$, where k is an
arbitrary (but fixed) integer, with $1 \leq k \leq m$; that is, assume that *no edge* $[u, v]$
2092 *in* lte , *such that* $c(v) > 0$, *can precede an edge* $[u, w]$ *in* lte *such that* $c(w) = 0$,
when the while loop condition, $lue \neq \emptyset$, is tested for the k -th time.

2094 **Inductive Step ($i = k + 1$).** When $i = k + 1$, the while loop condition,
 $lue \neq \emptyset$, is reached for the $(k + 1)$ -th time. Since $k \geq 1$, the loop body has
2096 been executed at least once. So, consider the moment in which the condition
was reached for the k -th time. Since the loop body is executed, the while
2098 loop condition holds and thus lue is not empty. At this point, the induction
hypothesis implies that *no edge* $[u, v]$ *in* lte , *such that* $c(v) > 0$, *can precede an*
2100 *edge* $[u, w]$ *in* lte *such that* $c(w) = 0$. We must show that this property is not
violated during the execution of the k -th iteration of the while loop. To that
2102 end, we consider all possible situations in which the structure of lte is modified,
or the value of the c attribute of a vertex w , such that $[u, w]$ is an edge in lte , is
2104 modified.

If an edge is inserted into lte during the k -th iteration of the while loop, then
2106 the insertion must have occurred in line 16 of Algorithm 4.4. At this moment,
we know that $c(w) > 0$, as the condition of the if-then construction in line 13
2108 is *false*. Moreover, Corollary 22 ensures us that $c(w)$ is equal to the number of
critical cycles edge $[u, w]$ is part of in the current triangulation. So, the value of
2110 $c(w)$ cannot be negative. Since $[u, w]$ is inserted at the rear of lte , the property
in our claim cannot be violated by line 16 of Algorithm 4.4. If an edge $[u, w]$
2112 in lte is moved to the front of lte , then such a change can only occur in lines
9, 12, 17, or 22 of Algorithm 4.3. However, in each case, edge $[u, w]$ is moved
2114 to the front of lte because $c(w)$ was decremented before and became 0. So, the
property in our claim cannot be violated by lines 9, 12, 17, and 22 of Algorithm
2116 4.3. If an edge $[u, w]$ in lte is moved to the rear of lte , then such a change can
only occur in line 8 of Algorithm 4.4 or line 38 of Algorithm 4.5. But, in either
2118 case, edge $[u, w]$ is moved to the rear of lte because $c(w)$ was incremented before
and became 1. So, the property in our claim cannot be violated by line 8 of
2120 Algorithm 4.4 or line 38 of Algorithm 4.5 either.

If the value of $c(w)$ is incremented while $[u, w]$ is in lte , then this must occur
2122 either in line 6 of Algorithm 4.4 or in line 36 of Algorithm 4.5. But, in either
case, the value of $c(w)$ is compared to 1 in the following line, and $[u, w]$ is moved
2124 to the rear of lte whenever $c(w)$ is equal to 1. So, the property in our claim
cannot be violated after the value of $c(w)$ is incremented. Likewise, if the value
2126 of $c(w)$ is decremented while $[u, w]$ is in lte , then this must occur in line 6, 7,
15, or 20 of Algorithm 4.3. But, in each case, the value of $c(w)$ is compared
2128 to 0 immediately after $c(w)$ is decremented, and $[u, w]$ is moved to the front
of lte whenever $c(w)$ is equal to 0. So, the property in our claim cannot be
2130 violated after the value of $c(w)$ is decremented. Thus, we can conclude that
the property in our claim cannot be violated during the execution of the k -th

2132 iteration of the while loop. As a result, the property holds when the while loop
 condition is reached for the i -th time, with $i = k + 1$. Thus, our claim holds for
 2134 $i = 1, \dots, m + 1$. \square

We now prove Proposition 10 from Section 4.4:

2136 *Proof.* Our proof is by induction on the number i of times that the repeat-
 until loop condition, $lue = \emptyset$, in line 34 of Algorithm 4.2 is reached and tested.
 2138 From Proposition 19, we know that the loop eventually ends after finitely many
 iterations. Let m be the total number of loop iterations, where m is a non-
 2140 negative integer. Then, we get $1 \leq i \leq m + 1$.

Base case ($i = 1$). When the repeat-until loop condition, $lue = \emptyset$, is
 2142 reached for the first time, the loop body has been executed exactly once. So,
 let us consider the moment in which line 21 of Algorithm 4.2 was executed
 2144 for the first time. At this moment, list lte is empty. So, the property in our
 claim holds when the while loop condition in line 22 of Algorithm 4.2 is reached
 2146 for the first time. From Proposition 23, we know that the property remains
 true immediately after the execution of the while loop. So, if the property is
 2148 violated, then it must be so during the execution of `PROCESSEDEGELIST()` in
 Algorithm 4.6. But, this procedure can only cause a change of structure in lte
 2150 or in the value of $c(w)$ of a vertex w , with $[u, w]$ in lte , if Algorithm 4.3 or
 Algorithm 4.5 are executed in lines 5 and 14, respectively. Algorithm 4.3 can
 2152 move an edge $[u, w]$ in lte to the front of lte or decrement the value of $c(w)$.
 But, edge $[u, w]$ is moved to the front of lte if and only if $c(w)$ is equal to 0 after
 2154 being decremented by 1. In turn, Algorithm 4.5 can move an edge $[u, w]$ in lte
 to the rear of lte or increment the value of $c(w)$. But, edge $[u, w]$ is moved to
 2156 the rear of lte if and only if $c(w)$ is equal to 1 after being incremented by 1. So,
 the property in our claim cannot be violated during the first iteration of the
 2158 repeat-until loop, and hence our claim holds when the condition of the loop is
 reached for the first time.

2160 **Hypothesis ($i = k$).** Assume that our claim holds for $i = k$, where k is an
 arbitrary (but fixed) integer, with $1 \leq k \leq m$; that is, assume that *no edge* $[u, v]$
 2162 *in* lte , *such that* $c(v) > 0$, *can precede an edge* $[u, w]$ *in* lte *such that* $c(w) = 0$,
 when the repeat-until loop condition, $lue = \emptyset$, is tested for the k -th time.

2164 **Inductive Step ($i = k + 1$).** When $i = k + 1$, the repeat-until loop
 condition, $lue = \emptyset$, is reached for the $(k + 1)$ -th time. Since $k \geq 1$, the loop body
 2166 has been executed at least twice. So, consider the moment in which the condition
 was reached for the k -th time. By the induction hypothesis, the property of
 2168 our claim holds immediately after the loop condition is tested, which means
 that the property also holds in the beginning of the $(k + 1)$ -th iteration of the
 2170 loop. In particular, Proposition 23 holds. So, using exactly the same arguments
 from the base case, we can show that the property of our claim remains true
 2172 immediately after the loop body is executed. Consequently, the property holds
 when condition $lue = \emptyset$ is reached in line 34 of Algorithm 4.2 for the i -th time,
 2174 with $i = k + 1$. Thus, our claim is true for each $i = 1, \dots, m + 1$. \square

Finally, we can prove Proposition 11 from Section 4.4:

2176 *Proof.* Assume that u is the vertex currently processed by the algorithm, and
 let $[u, w]$ be any edge in lte during the processing of u . From Proposition 10, we
 2178 know that $c(w)$ was greater than 0 at the moment that $[u, w]$ was inserted into
 lte by line 16 of Algorithm 4.4. We must show that $c(w)$ equals the number of
 2180 critical cycles containing $[u, w]$ every time line 32 of Algorithm 4.2 is reached
 and $[u, w]$ is still in lte . To that end, we must prove that $c(w)$ is consistently
 2182 modified by our algorithm; that is, we must show that $c(w)$ is decremented by
 1 if only if a critical cycle containing $[u, w]$ is eliminated by the algorithm, and
 2184 that $c(w)$ is incremented by 1 if and only if a critical cycle containing $[u, w]$ is
 created by the algorithm.

2186 Assume that a critical cycle containing $[u, w]$ is eliminated by the algorithm.
 This is only possible if an edge $[u, v]$ is contracted, v is a degree-3 vertex, and w
 2188 is one of the two vertices of $lk([u, v], K)$. Furthermore, edge $[u, v]$ is contracted
 by invoking CONTRACT() in line 3 of Algorithm 4.3. However, after line 3
 2190 is executed, the value of $c(w)$ is decremented by 1 in lines 6, 7, 15, or 20 of
 Algorithm 4.3 (with w labeled by either x or y). Now, assume that a critical cycle
 2192 containing $[u, w]$ is created by the algorithm. This is only possible if a vertex z ,
 which is a neighbor of w , became a neighbor of u due to the contraction of an
 2194 edge $[u, v]$. Furthermore, (u, z, w) is a critical cycle in the resulting triangulation.
 If z has already been processed by the algorithm, then line 36 of CONTRACT()
 2196 is executed to increment $c(w)$ by 1, which accounts for (u, z, w) . If z has not
 been processed yet, then edge $[u, z]$ is inserted into lue by either line 28 or line
 2198 30 of CONTRACT(). At this moment, the value of $c(w)$ is not incremented by
 1 to account for (u, z, w) . However, as soon as $[u, z]$ is removed from lue to be
 2200 tested against the link condition (see line 23 of Algorithm 4.2), Algorithm 4.4
 is executed (as the degree of z must be greater than 3; else (u, z, w) would not
 2202 be a critical cycle) and $c(w)$ is incremented by 1 to account for (u, z, w) .

Conversely, assume that $c(w)$ has been modified by the algorithm while $[u, w]$
 2204 is in lte . If so, then either (1) $c(w)$ was decremented by 1 in lines 6, 7,
 15, or 20 of Algorithm 4.3 (with w labeled by either x or y), or (2) $c(w)$ was
 2206 incremented by 1 in line 6 of Algorithm 4.4 (with w labeled as z), or (3) $c(w)$
 was incremented by 1 in line 36 of Algorithm 4.5. If (1) holds, then vertex w is
 2208 one of the two vertices in $lk([u, v], K)$, where $[u, v]$ is an edge contracted by the
 algorithm in triangulation K . Since v is a degree-3 vertex, cycle (u, x, y) , which
 2210 was critical in K before the contraction, becomes non-critical in $K - uv$. Since
 $w = x$ or $w = y$, the number of critical cycles $[u, w]$ belongs to is decremented
 2212 by 1. If (2) holds, then an edge $[u, v]$ just removed from lue is found to be
 non-contractible by Algorithm 4.4 and (u, v, w) is a critical cycle in the current
 2214 triangulation, K . Since line 6 of Algorithm 4.4 is executed for $z = w$, we
 have that $t(w) < o(v)$. This means that v became a neighbor of u after $[u, w]$
 2216 was tested against the link condition and inserted into lte . So, $c(w)$ has not
 been incremented before to take into account critical cycle (u, v, w) , and line
 2218 6 modifies the value of $c(w)$ to account for (u, v, w) . If (3) holds, then the
 contraction of an edge $[u, v]$ caused a previously processed vertex, z , to become
 2220 a neighbor of u . Furthermore, vertex w is a neighbor of both u and z . So, cycle
 (u, z, w) is critical in the triangulation resulting from the contraction. Since this

2222 cycle did not exist before the contraction, $c(w)$ has not been incremented before
 to take the cycle into account. So, line 32 increments $c(w)$ by 1 to account for
 2224 (u, z, w) . \square

Corollary 24. *Let u be a vertex of \mathcal{T} processed by the algorithm. Then, by the
 2226 time u is processed, every edge in l_{te} is non-contractible in the current triangulation.*

Lemma 25. *The algorithm described in Section 4 always terminates and produces
 2228 a triangulation, \mathcal{T}' , whose set of vertices is the set of processed vertices
 2230 of \mathcal{T} .*

Proof. Recall that every vertex, u , of \mathcal{T} is placed in a queue, Q , by Algorithm
 2232 4.1. Later, in Algorithm 4.2, every vertex u in Q is removed from Q , one at
 a time, and no vertex is further inserted in Q . After being removed from Q ,
 2234 a vertex u is selected to be processed by the algorithm if and only if $p(u)$ is
false. If $p(u)$ is *true*, then vertex u is discarded and a new vertex is removed
 2236 from Q , if any. If $p(u)$ is *false*, then vertex u is processed by the algorithm.
 From Proposition 19, we know that the processing of u ends after finitely many
 2238 iterations of the repeat-until loop in lines 20-34 of Algorithm 4.2. Since there
 are a finite number of vertices in \mathcal{T} , and since no vertex is inserted into Q
 2240 during the execution of Algorithm 4.2, Q must be empty after every vertex of
 \mathcal{T} is removed from it. At this moment, the algorithm ends. We now show
 2242 that a vertex belongs to \mathcal{T}' if and only if it was processed by the algorithm.
 Indeed, if a vertex u was processed by the algorithm, then $p(u)$ was *false* when
 2244 u was removed from Q . So, Proposition 13 asserts that either (1) u has not
 been processed by the algorithm before, and u belongs to K , or (2) u has been
 2246 processed by the algorithm before, and u does not belong to K . We claim that
 assertion (2) is false. In fact, if u had been processed before, then $p(u)$ would
 2248 have been set to *true* immediately after the repeat-until loop in lines 20-34 of
 Algorithm 4.2 is executed to process u (see line 35 of Algorithm 4.2). But, if
 2250 $p(u)$ becomes *true*, then Proposition 8 ensures that an edge of the form $[z, u]$
 can never be inserted into l_{ue} during the processing of a vertex z , which was
 2252 selected to be processed after u . Thus, edge $[z, u]$ cannot be removed from
 the current triangulation. So, assertion (1) holds, and consequently vertex u
 2254 is processed by the algorithm, and u belongs to K . But, since $p(u)$ becomes
 true after the processing of u , vertex u can no longer be removed from the
 2256 current triangulation nor from any triangulation derived from it by further edge
 contractions. So, vertex u belongs to \mathcal{T}' . Conversely, if a vertex u belongs to
 2258 \mathcal{T}' , then this vertex was never removed from any triangulation obtained from \mathcal{T}
 by edge contractions. So, vertex u belonged to the current triangulation when
 2260 it was removed from Q . Thus, at that point, $p(u)$ was *false* and hence u was
 processed. \square

2262 **Lemma 26.** *Triangulation \mathcal{T}' is of the same topological type of \mathcal{T} .*

Proof. Since our algorithm modifies \mathcal{T} by contracting edges only, and since
 2264 every contraction is topology-preserving — as an edge is contracted only if it is

a contractible edge — triangulation \mathcal{T}' must be of the same topological type of \mathcal{T} . □

Theorem 27. *The algorithm described in Section 4 is correct.*

Proof. Since the algorithm terminates (see Lemma 25), and since \mathcal{T} and \mathcal{T}' are triangulations of the same surface (see Lemma 26), it suffices to show that every edge of \mathcal{T}' is non-contractible, i.e., that every vertex of \mathcal{T}' is a trapped one. To prove this assertion, let u_1, u_2, \dots, u_n , with $n \in \mathbb{Z}$ and $n \geq 1$, be the sequence of vertices selected to be processed by the algorithm (in this order). We will use induction on k to show that u_k is trapped by the time it is completely processed. If so, then Lemma 5 ensures that u_k will remain trapped when the algorithm ends.

Base case ($k = 1$). Consider the moment in which u_1 is completely processed. If the current triangulation, K , is (isomorphic to) \mathcal{T}_4 , then we are done. So, let us assume otherwise. Since u_1 is the only vertex processed by the algorithm so far, every edge incident with u_1 in K is of the form $[u_1, z]$, where z has not been processed before. Since z belongs to K , Proposition 13 implies that $p(z)$ is *false*. We claim that $[u_1, z]$ belongs to list *lte*. To prove our claim, we must show that $[u_1, z]$ was inserted into list *lue* during the processing of u_1 , tested against the link condition, and then inserted into *lte* after failing the test. Aiming at a contradiction, assume that $[u_1, z]$ was never inserted into *lue*. So, edge $[u_1, z]$ cannot belong to \mathcal{T} . Otherwise, lines 8-19 of Algorithm 4.2 would have inserted $[u_1, z]$ into *lue* immediately before vertex u_1 is processed. This means that z became adjacent to u_1 due to the contraction of an edge, $[u_1, z_1]$, in \mathcal{T} or in some triangulation derived from \mathcal{T} by previous edge contractions. Let L be this triangulation. Since $[u_1, z_1]$ was contracted, edge $[u_1, z_1]$ was inserted into *lue* before the contraction; else it would never be contracted by the algorithm. Now, since z belongs to $lk(z_1, L)$, COLLAPSE() inserts $[u_1, z]$ in the temporary list, *temp*, of procedure CONTRACT() in Algorithm 4.5. Since $p(z) = \textit{false}$, edge $[u_1, z]$ is inserted into *lue* in lines 27-31 of Algorithm 4.5. So, edge $[u_1, z]$ is inserted into *lue* during the processing of u_1 . As a result, this edge is eventually removed from *lue*. Since $[u_1, z]$ belongs to \mathcal{T}' , it was not contracted by the algorithm. So, we distinguish two situations: (1) the degree, d_z , of z was 3 or (2) the degree, d_z , of z was greater than 3 when $[u_1, z]$ was removed from *lue*. If (1) holds then the current triangulation is (isomorphic to) \mathcal{T}_4 , as $[u_1, z]$ was not contracted. But, if this is the case, then no more edge contractions take place, the algorithm ends, and every vertex of the current triangulation is trapped. If (2) holds then edge $[u_1, z]$ was tested against the link condition in lines 2-12 of Algorithm 4.4, failed the test, and was inserted into list *lte* in line 16 of Algorithm 4.4. Since $[u_1, z]$ is in \mathcal{T}' , edge $[u_1, z]$ was not contracted after being inserted into *lte*. Finally, from Corollary 24, edge $[u, z]$ cannot be contractible in K . So, we can conclude that u_1 is trapped in K after being processed.

Hypothesis ($k \leq h$, with $1 \leq h < n$). Assume that our claim is true for every $k \in \{1, \dots, h\}$, i.e., u_k is trapped by the time it is processed, for every $k \in \{1, \dots, h\}$, where h is an arbitrary (but, fixed) integer, with $1 \leq h < n$.

2310 **Inductive Step ($k = h + 1$).** Let K be the current triangulation by the
 time that u_{h+1} is processed. If K is (isomorphic to) \mathcal{T}_4 , then we are done, as
 2312 every vertex of K is trapped and u_{h+1} is in K . So, let us assume otherwise.
 In this case, we can partition the set of edges incident with u_{h+1} in K in two
 2314 sets: (1) the set, A , of all edges of the form $[u_{h+1}, q]$ in K such that q has not
 been processed by the algorithm before, and the set, B , of all edges of the form
 2316 $[u_{h+1}, z]$ in K such that z has been processed by the algorithm before. Using
 the same argument from the base case, we can prove that every edge $[u, q]$ in
 2318 A is non-contractible. By the induction hypothesis, for every vertex z in K
 such that $[u, z]$ is in B , vertex z was trapped by the time the algorithm finished
 2320 processing z . From Lemma 5, vertex z remains trapped until the end of the
 first stage, and hence $e = [u_{h+1}, z]$ is also non-contractible. So, since every
 2322 edge incident with u_{h+1} in K is non-contractible, vertex u_{h+1} is trapped by the
 time it is completely processed by the algorithm. Thus, our claim is true for
 2324 $k = 1, \dots, n$. □

