

1-String CZ-Representation of Planar Graphs

T. Biedl* and M. Derka†

David R. Cheriton School of Computer Science, University of Waterloo

October 29, 2018

Abstract

In this paper, we prove that every planar 4-connected graph has a CZ-representation—a string representation using paths in a rectangular grid that contain at most one vertical segment. Furthermore, two paths representing vertices u, v intersect precisely once whenever there is an edge between u and v . The required size of the grid is $n \times 2n$.

1 Preliminaries

A possible way of representing graphs is to assign to every vertex a curve so that two curves cross if and only if there is an edge between the respective vertices. Here, two curves \mathbf{u}, \mathbf{v} *cross* means that they share a point s internal to both of them and the boundary of a sufficiently small closed disk around s is crossed by $\mathbf{u}, \mathbf{v}, \mathbf{u}, \mathbf{v}$ (in this order). The representation of graphs using crossing curves is referred to as a *string representation*, and graphs that can be represented in this way are called *string graphs*.

In 1976, Ehrlich, Even and Tarjan showed that every planar graph has a string representation [8]. It is only natural to ask if this result holds if one is restricted to using only some “nice” types of curves. In 1984, Scheinerman conjectured that all planar graphs can be represented as intersection graphs of line segments [11]. This was proved first for bipartite graphs [10, 7] with the strengthening that every segment is vertical or horizontal. The result was extended to triangle-free graphs, which can be represented by line segments with at most three distinct slopes [6].

Since Scheinerman’s conjecture seemed difficult to prove for all planar graphs, interest arose in possible relaxations. Note that any two line segments intersect at most once. Define 1-STRING to be the class of graphs that are intersection graphs of curves (of arbitrary shape) that intersect at most once. The

*biedl@uwaterloo.ca, Research supported by NSERC.

†mderka@uwaterloo.ca, The second author was supported by the NSERC Vanier CGS.

original construction of string representation for planar graphs given in [8] requires curves to cross multiple times. In 2007, Chalopin, Gonçalves and Ochem showed that every planar graph is in 1-STRING [2, 4]. With respect to Scheinerman’s conjecture, while the argument of [2, 4] shows that the prescribed number of intersections can be achieved, it provides no idea on the complexity of curves that is required.

Another way of restricting curves in string representations is to require them to be *orthogonal*, i.e., to be paths in a grid. Call a graph a *VPG-graph* (as in “Vertex-intersection graph of Paths in a Grid”) if it has a string representation with orthogonal curves. It is easy to see that all planar graphs are VPG-graphs (e.g. by generalizing the construction of Ehrlich, Even and Tarjan). For bipartite planar graphs, curves can even be required to have no bends [10, 7]. For arbitrary planar graphs bends are required in orthogonal curves, and recently Chaplick and Ueckerdt showed that 2 bends per curve always suffice [5]. Let B_2 -VPG be the graphs that have a string representation where curves are orthogonal and have at most 2 bends; the result in [5] then states that planar graphs are in B_2 -VPG. Unfortunately, in Chaplick and Ueckerdt’s construction, curves may cross each other repeatedly, and so it does not prove that planar graphs are in 1-STRING.

The conjecture of Scheinerman remained open until 2009 when it was proved true by Chalopin and Gonçalves [2] who extended the technique used to prove their 1-STRING result [3].

Our results: In this paper, we show that every planar 4-connected graph has a string representation that simultaneously satisfies the requirements for 1-STRING (any two curves cross at most once) and the requirements for B_2 -VPG (any curve is orthogonal and has at most two bends). Our result hence re-proves, in one construction, the results by Chalopin et al. [3] and the result by Chaplick and Ueckerdt [5], albeit only for 4-connected planar graphs. (We briefly discuss extensions in Section 4.)

In our construction all curves have one of four possible shapes: C-shape, Z-shape, or their mirror images. We call such a representation a *CZ-representation* (see Section 2 for the formal definition).

Theorem 1.1. *Every 4-connected planar graph has a 1-string CZ-representation.*

Since our construction has at most n vertical and $2n$ horizontal line segments, and since any orthogonal grid can be deformed to be on integer coordinates without empty rows or columns, our construction can be embedded to a rectangular grid of size $n \times 2n$. Note that none of the previous results provided an intuition of the required size of the grid.

Our approach is inspired by the construction of 1-string representations from 2007 [2, 4]. The authors proved the result in two steps. First, they showed that triangulations without separating triangles admit 1-string representations. By induction on the number of separating triangles, they then showed that 1-string



Figure 1: Every curve in a CZ-representation has one of the depicted shapes.

representation exists for any planar triangulation, and consequently for any planar graph.

In order to show that triangulations without separating triangles have 1-string representation, Chalopin et al. [4] used a method inspired by Whitney’s proof that 4-connected planar graphs are Hamiltonian [12]. Asano, Saito and Kikuchi later improved Whitney’s technique and simplified his proof [1]. Our paper uses the same approach as [4], but borrows ideas from [1] and develops them further to reduce the number of cases and hence simplify the proof.

2 CZ-Representation of 4-Connected Planar Graphs

Let us begin with a formal definition of a *CZ-representation*.

Definition 2.1 (CZ-representation). *A planar graph G has a 1-string CZ-representation if every vertex v of G can be represented by a curve \mathbf{v} such that:*

1. *Curve \mathbf{v} is orthogonal, i.e., it consists of horizontal and vertical segments.*
2. *Curve \mathbf{v} has at most two bends and at most one vertical segment (see Figure 1).*
3. *Curves \mathbf{u} and \mathbf{v} intersect at most once, and \mathbf{u} intersects \mathbf{v} if and only if (u, v) is an edge of G .*

A partial 1-string CZ-representation is a 1-string CZ-representation of a subgraph of G .

For brevity, we use “CZ-representation” to mean “partial 1-string CZ-representation”. Our technique for constructing a CZ-representation of a graph uses an intermediate step referred to as “an $(int \cup F)$ -CZ-representation¹ of a W -triangulation that satisfies the chord condition with respect to three chosen corners”. We define these terms first.

A *triangulated disk* is a 2-connected planar graph G such that every interior face is a triangle. A *separating triangle* is a cycle of length 3 which contains vertices both inside and outside. Following the notation of [4], a *W-triangulation* is a triangulated disk which does not contain a separating triangle. A *chord* of

¹Here, *int* is used as an abbreviation of *interior*.

a triangulated disk is an interior edge for which both endpoints are on the outer face.

For two vertices X, Y on the outer face of a connected planar graph, define P_{XY} to be the counter-clockwise (ccw) path on the outer face from X to Y (X and Y inclusive). We will often study triangulated disks with three specified distinct vertices A, B, C called the *corners* which must appear on the outer face in ccw order. We denote $P_{AB} = (a_1, a_2, \dots, a_r)$, $P_{BC} = (b_1, b_2, \dots, b_s)$ and $P_{CA} = (c_1, c_2, \dots, c_t)$, where $c_t = a_1 = A$, $a_r = b_1 = B$ and $b_s = c_1 = C$.

Definition 2.2 (Chord condition). *A W -triangulation G satisfies the chord condition with respect to the corners A, B, C if G has no chord within P_{AB}, P_{BC} or P_{CA} , i.e., no interior edge of G has both ends on P_{AB} , or both ends of P_{BC} , or both ends on P_{CA} .²*

Definition 2.3 ($(\text{int} \cup F)$ -CZ-representation). *Let G be a connected planar graph with corners A, B, C . Let F be a set of outer face edges incident to C . An $(\text{int} \cup F)$ -CZ-representation³ of G is a CZ-representation of G for which curves \mathbf{u}, \mathbf{v} cross if and only if (u, v) is an interior edge of G or $(u, v) \in F$. Furthermore, the CZ-representation must satisfy that:*

1. *There exists a rectangle Θ containing all intersections of curves so that the top of Θ is intersected, from right to left in order, by the curves of the vertices of P_{AB} , and the bottom of Θ is intersected, from left to right in order, by the curves of the vertices of P_{BA} .*
2. *The curve \mathbf{v} of an outer face vertex v has at most one bend. (By (1), this implies that \mathbf{A} and \mathbf{B} have no bends.)*

See Figure 2 for examples of an $(\text{int} \cup F)$ -CZ-representation. In all our constructions, we have $|F| \leq 1$, i.e., F consists of at most one edge that is on the outer face and incident to C . If $F = \{e\}$, then e is called the *special edge*. We sometimes write $(\text{int} \cup e)$ -CZ-representation rather than $(\text{int} \cup \{e\})$ -CZ-representation, and int -CZ-representation rather than $(\text{int} \cup \emptyset)$ -CZ-representation. Note that the roles of corners A and B in an $(\text{int} \cup F)$ -CZ-representation are symmetric: we can exchange A and B , as long as we also reverse all cyclic orders of edges around each vertex (to preserve the sense of counter-clockwise) and flip the resulting representation horizontally (to undo the reversal.) Corner C , on the other hand, is distinct from the other two, for example because the special edge must be incident to C . Our key result is the following:

Lemma 2.4. *Let G be a W -triangulation that satisfies the chord condition with respect to corners A, B, C . Then G has an $(\text{int} \cup F)$ -CZ-representation for any set F of at most one outer face edge incident to C .*

²For readers familiar with [4] or [1]: A W -triangulation that satisfies the chord condition with respect to corners A, B, C is called a *W -triangulation with 3-boundary P_{AB}, P_{BC}, P_{CA}* in [4], and the chord condition is the same as *Condition (W2b)* in [1].

³An $(\text{int} \cup F)$ -CZ-representation corresponds roughly to what Chalopin et al. [4] call Property 1, except that they do not restrict the shape of the curves, and they fix F to be edge (C, c_2) .

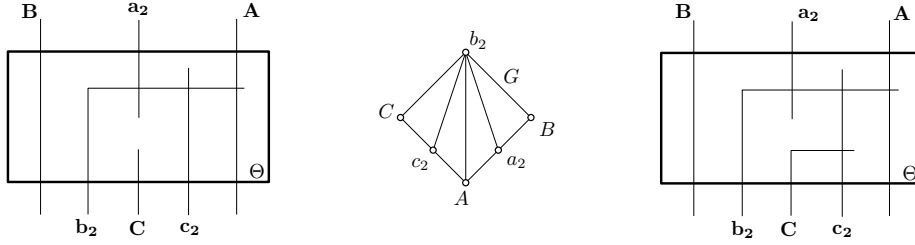


Figure 2: An int-CZ-representation (left) and an $(int \cup (C, c_2))$ -CZ-representation (right).

The proof of Lemma 2.4 will be given in Section 3. Here we show how it implies our main result.

Proof of Theorem 1.1. First assume that G is a triangulation, which by 4-connectivity means that it has no separating triangles. Let A, B, C be the vertices on the outer face in ccw order. As the outer face is a triangle, G clearly satisfies the chord condition with respect to A, B, C . Thus, by Lemma 2.4, it has an $(int \cup (B, C))$ -CZ-representation contained in a rectangular box Θ . This CZ-representation has an intersection for every edge except for (A, B) and (A, C) . The ends of curves **A** and **B** outside of Θ can be used to create intersections for these edges as follows. Bend and stretch the upper end of **B** rightwards and the upper end of **A** upwards so that both the curves cross. Bend and stretch the lower end of curve **A** leftwards and stretch **C** downwards so that the two curves cross. Recall that **A** and **B** initially did not have any bends, so they have each one bend in the constructed 1-string CZ-representation of G . See Figure 3 for an illustration.

Now assume that G is a 4-connected planar graph. Then *stellate* the graph, i.e., insert a vertex into each non-triangulated face and connect it to all vertices on that face. The resulting graph is triangulated and has no separating triangles, so it has a 1-string CZ-representation by the above. Deleting the curves of added vertices produces the result. \square

3 $(int \cup F)$ -CZ-representations

In this section, we provide the proof of Lemma 2.4. We proceed by induction on the number of edges. In the base case, $n = 3$, so G is a triangle, and the three corners A, B, C must be the three vertices of this triangle. The $(int \cup F)$ -CZ-representations for $F = \emptyset, \{(A, C)\}, \{(B, C)\}$ are depicted in Figure 4.

The induction step for $n \geq 4$ is divided into five cases.

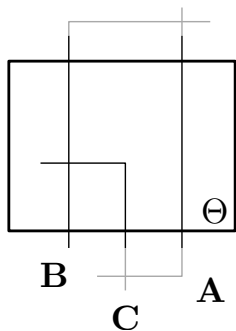


Figure 3: Completing the $(int \cup F)$ -CZ-representation of a triangulation $G = (A, B, C; B)$.

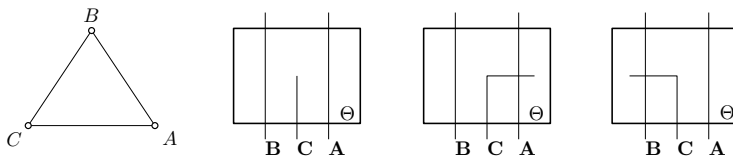


Figure 4: $(int \cup F)$ -CZ-representations of a triangle.

Case 1: G has a chord incident to C . By the chord condition, this chord has the form (C, a_i) for some $1 < i < r$. The graph G can be split along the chord (C, a_i) into two graphs G_1 and G_2 . Both G_1 and G_2 are bounded by simple cycles, hence triangulated disks. No edges were added, so neither G_1 nor G_2 contains a separating triangle. We select (A, a_i, C) as corners for G_1 and (B, C, a_i) as corners for G_2 and can easily verify that with this G_1 and G_2 satisfy the chord condition:

- G_1 has no chords on P_{Aa_i} or P_{CA} as they would violate the chord condition in G . There is no chord on P_{a_iC} as it is a single edge.
- G_2 has no chords on P_{a_iB} or P_{BC} as they would violate the chord condition in G . There is no chord on P_{a_iC} as it is a single edge.

So, by induction, Lemma 2.4 holds for both G_1 and G_2 .

For $F = \emptyset$ or $F = \{(C, c_2)\}$, an $(int \cup F)$ -CZ-representation of G can be constructed as follows. Inductively, construct an $(int \cup F)$ -CZ-representation of G_1 and an $(int \cup (C, a_i))$ -CZ-representation of G_2 ; note that the special edge of each indeed attaches at the required corner. Rotate the CZ-representation of G_2 by 180° , and translate it so that it is below the CZ-representation of G_1 with the two copies of \mathbf{a}_i in the same column. Stretch one of the CZ-representations horizontally as needed until the two copies of \mathbf{c}_j are also in the same column; then \mathbf{a}_i and \mathbf{c}_j can each be unified without adding bends by adding vertical segments. Stretch the CZ-representation of G_2 further so that everything to the left of \mathbf{a}_i in G_2 appears to the left of the entire CZ-representation of G_1 ;

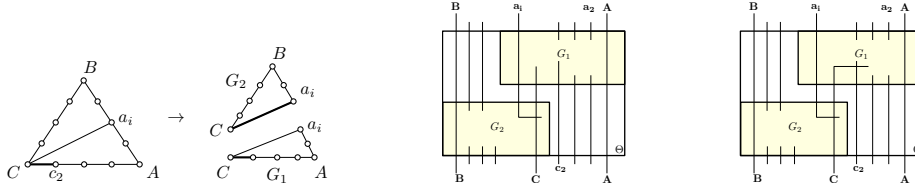


Figure 5: Case 1: Constructing an $(\text{int} \cup F)$ -CZ-representation for $F = \emptyset$ (left) and $F = \{(C, c_2)\}$ (right) when C is incident with a chord.

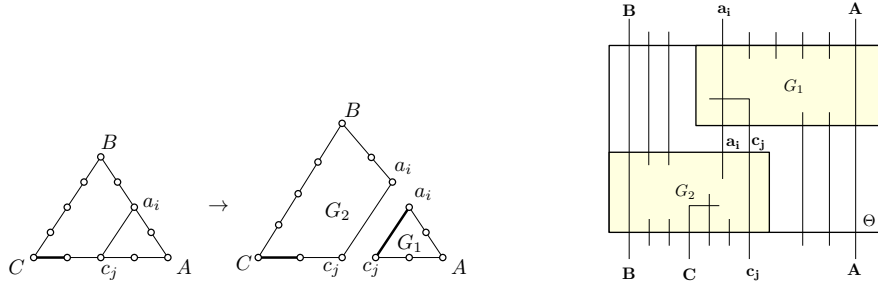


Figure 6: Case 2: Constructing an int -CZ-representation of $G = (A, B, C)$ with a chord of the form (a_i, c_j) , $1 < i \leq r$, $1 < j < t$.

the curves of outer face vertices of G then cross (after suitable lengthening) a bounding box in the required order. See also Figure 5. The construction does not create any new bends. Since \mathbf{a}_i has no bends in the CZ-representation of G_1 and \mathbf{C} has no bends in the CZ-representation of G_2 , the number of bends on each curve on the outer face does not exceed 1.

This finishes the construction for $F = \emptyset$ or $F = \{(C, c_2)\}$. An $(\text{int} \cup (C, b_{s-1}))$ -CZ-representation can be obtained using the same construction after exchanging the roles of vertices A and B as described earlier.

Case 2: G has a chord in the form (a_i, c_j) , $1 \leq i \leq r$, $1 \leq j \leq t$. We may assume that $j > 1$ (otherwise we are in Case 1), and $i > 1$ and $j < t$ (otherwise the chord condition is violated).

Let (a_i, c_j) be the chord that maximizes $i - j$ (i.e., it is the furthest chord from vertex A). Note that possibly $i = r$, i.e., $a_i = a_r = B$. Split the graph G along this chord into graphs G_1 (which contains A) and G_2 (which contains C and the special edge, if any). Select (A, a_i, c_j) as corners for G_1 and (c_j, B, C) as corners for G_2 . As before both G_1 and G_2 are W -triangulations, and we can verify that they satisfy the chord condition:

- G_1 has no chords on path $P_{Aa_i} \subseteq P_{AB}$ and $P_{c_jA} \subseteq P_{CA}$ as they would contradict the chord condition in G . The remaining side $P_{c_ja_i}$ is a single edge, and so does not have any chords either.

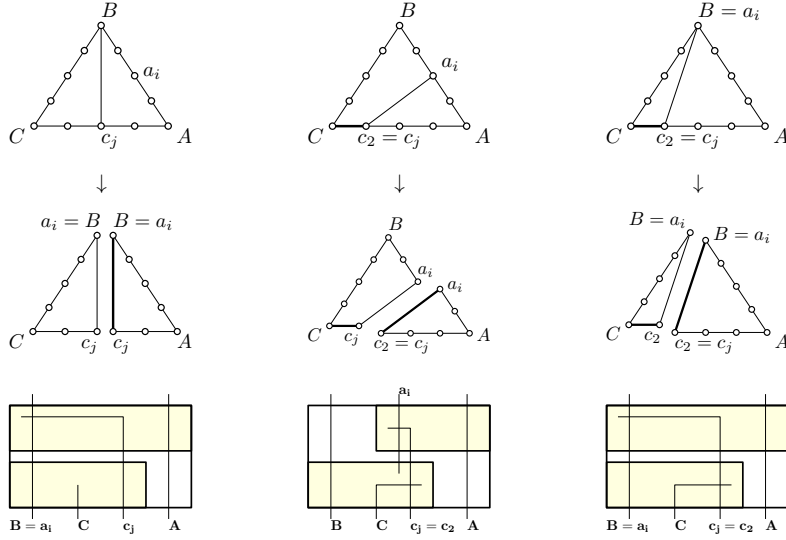


Figure 7: The construction for Case 2 also covers borderline cases: (Left) The chord (a_i, c_j) is incident with B . (Middle) The chord is incident to the end c_2 of the special edge. (Right) Both the incidences are present.

- G_2 has no chords on path $P_{Cc_j} \subseteq P_{CA}$ and P_{BC} as they would contradict the chord condition for G . Furthermore, G_2 has no chord on path P_{c_jB} due to the selection of (a_i, c_j) and since P_{AB} has no chords.

In order to construct an $(int \cup F)$ -CZ-representation of G , apply induction to get an $(int \cup (a_i, c_j))$ -CZ-representations of G_1 and an $(int \cup F)$ -CZ-representation of G_2 . Similarly as before, stretch the representations so that we can align and join the two curves \mathbf{a}_i and \mathbf{c}_j as shown in Figure 6. Since \mathbf{a}_i has no bends in the CZ-representation of G_1 and \mathbf{c}_j has no bends in the CZ-representation of G_2 , the number of bends of those curves in the constructed representation is at most 1. The number of bends of any other curve representing an outer face vertex does not change, so it is also at most 1. Thus, the constructed representation is a valid $(int \cup F)$ -CZ-representation. Figure 6 shows the construction (with $F = \emptyset$) when $a_i \neq B$ and $2 < j$. Figure 7 shows the construction when $a_i = B$ or $c_j = c_2$.

Case 3: G has a chord in the form (a_i, b_j) , $1 \leq i \leq r$, $1 \leq j \leq s$. By interchanging the roles of corners A and B , this case can be transformed into Case 2.

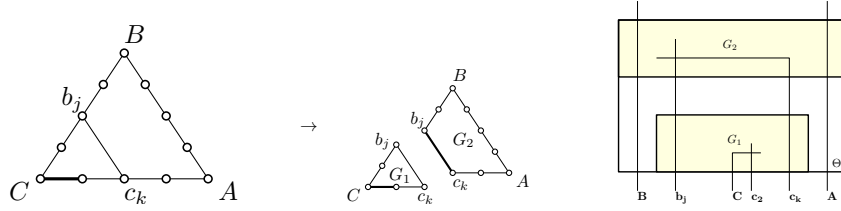


Figure 8: Case 4: Construction of an $(\text{int} \cup F)$ -CZ-representation of $G = (A, B, C)$ with a chord (b_j, c_k) , $1 \leq j \leq r$, $1 \leq k \leq t$.

Case 4: G has a chord in the form (b_j, c_k) , $1 \leq j \leq r$, $1 \leq k \leq t$. Note that we may assume $1 < j < r$ and $1 < k < t$ as all other cases either violate the chord condition or were already covered. Let (b_j, c_k) be the chord maximizing $j - k$ (i.e., furthest from C).

In order to construct an int-CZ-representation of G , split the graph along (b_j, c_k) into two W-triangulations G_1 (which includes C and the special edge, if any) and G_2 (which includes A). Set (A, B, c_k) as corners for G_1 and (c_k, b_j, C) as corners for G_2 and verify the chord condition:

- G_1 has no chords on either $P_{Cc_k} \subseteq P_{CA}$ or $P_{b_jC} \subseteq P_{BC}$ as they would contradict the chord condition in G . The third side is a single edge (b_j, c_k) and so it does not have any chords either.
- G_2 has no chords on either $P_{c_kA} \subseteq P_{CA}$ or P_{AB} as they would violate the chord condition in G . It does not have any chords on the path P_{Bc_k} due to the selection of the chord (b_j, c_k) .

Thus, by induction, G_1 has an $(\text{int} \cup F)$ -CZ-representation and G_2 has an $(\text{int} \cup (b_j, c_k))$ -CZ-representation. After horizontal deformation, the CZ-representations can be aligned so that the ends of \mathbf{b}_j and \mathbf{c}_k in G_2 can be connected to the upper ends of \mathbf{b}_j and \mathbf{c}_k in G_1 . As \mathbf{b}_j and \mathbf{c}_k have no bends in the CZ-representation of G_2 , the construction does not increase the number of bends on any curve and produces an $(\text{int} \cup F)$ -CZ-representation of G . Figure 8 shows the construction.

Case 5: G has no chords. Assume after possible exchange of A and B that the special edge, if it exists, is (C, c_2) . Let u_1, \dots, u_q be the neighbours of vertex C in clockwise order, starting with b_{s-1} and ending with c_2 . We know that $\deg(C) \geq 2$, for otherwise the neighbours of C would have a chord between them since G is a triangulated disk. Therefore, C has at least one neighbour u_i , $1 < i < q$. We also know that u_2, \dots, u_{q-1} are not on the outer face, since C is not incident to a chord.

Let u_j be a neighbour of C that has at least one other neighbour on P_{CA} , and among all those, choose j to be minimal. Such a j exists and $j < q$ because

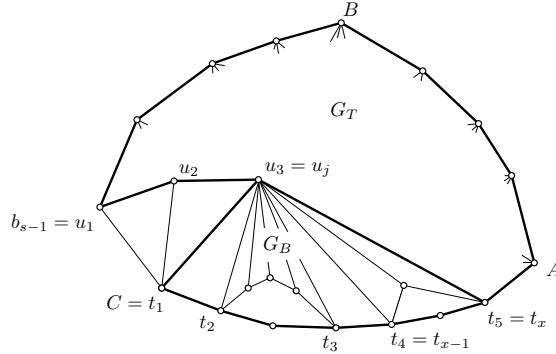


Figure 9: Decomposition into the top graph and bottom graph.

G is triangulated and therefore u_{q-1} is adjacent to both C and u_q . We also know that $j > 1$, since otherwise there would be a chord from $u_j = u_1 = b_{s-1}$ to some vertex on P_{CA} .

Let the *terminals* be the neighbours of u_j on P_{CA} ; we denote these by t_1, t_2, \dots, t_x in the order in which they appear on P_{CA} . Separate G into two graphs G_T (the *top* graph) and G_B (the *bottom* graph) as follows: G_T is bounded by $(u_1, u_2, \dots, u_j, t_x, P_{t_x A}, A, P_{AB}, B, P_{B u_1}, u_1)$; and G_B is bounded by $(C = t_1, P_{t_1 t_x}, t_x, u_j, t_1 = C)$. See also Figure 9.

Observation 3.1. *The top graph G_T is a W -triangulation that satisfies the chord condition with respect to corners $A' := A, B' := B$ and $C' := u_1$.*

Proof. Since u_2, \dots, u_j are interior vertices of G , the outer face of G_T is a simple cycle, and so G_T is a W -triangulation.

Since G satisfies the chord condition, graph G_T does not have any chords with both ends on $P_{A'B'} = P_{AB}$ or $P_{B'C'} \subseteq P_{BC}$. If there were any chords with both ends on $P_{C'A'}$, then by $C' = u_1$ the chord would either connect two neighbours of C (hence give a separating triangle of G), or connect some u_i for $i < j$ to P_{CA} (contradicting minimality of j), or connect u_j to some other vertex on P_{CA} (contradicting that t_x is the last terminal), or have both ends on P_{CA} (contradicting the chord condition for G). Hence no such chord can exist either. \square

So, we can apply induction on G_T and obtain an $(int \cup (u_1, u_2))$ -CZ-representation of G_T . Similarly as in previous cases the plan is to combine this with a representation of the rest. Define $G_Q := G_B - u_j$; we call this graph the *chain graph*.⁴ Unfortunately G_Q is not necessarily 2-connected, and so we cannot apply induction to it directly, but we can obtain a CZ-representation for it by splitting it into smaller subgraphs.

⁴Comparing to the terminology of [1], our chain graph is similar to the graph G' that is defined by the Q -chain and satisfies Property (A).

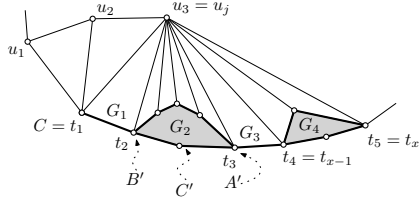


Figure 10: The chain graph. Blocks G_1 and G_3 are isolated edges, graphs G_2 and G_4 are W-triangulations. We illustrate the chosen corners for G_2 .

For $i = 1, \dots, x-1$, let G_i^+ be the graph bounded by $(t_i, P_{t_i t_{i+1}}, t_{i+1}, u_j, t_i)$, and let the i^{th} block be the graph $G_i := G_i^+ - u_j$. See also Figure 10.

Observation 3.2. *The i^{th} block G_i is either a single edge, or a W-triangulation that satisfies the chord condition with respect to corners $A' := t_{i+1}$, $B' := t_i$, and C' the successor of t_i on $P_{t_i t_{i+1}}$.*

Proof. Assume G_i is not a single edge. First note that no vertex can appear twice on the outer face boundary of G_i , otherwise (since G was a triangulated disk) there would be a double edge to u_j , or another terminal on $P_{t_i t_{i+1}}$. So G_i is bounded by a simple cycle and hence a W-triangulation.

Before we can argue the chord condition, we must see that the corners are distinct. Clearly $B' = t_i \neq t_{i+1} = A'$ by the definition of terminals. Also $C' \neq B' = t_i$ by definition of C' as a neighbour of t_i . Finally, $C' \neq A' = t_{i+1}$, for otherwise (t_i, t_{i+1}) would be an edge and $\{u_j, t_i, t_{i+1}\}$ hence a separating triangle of G (since G_i is not a single edge). Now we can verify the chord condition:

- G_i has no chord on $P_{A'B'}$, since all vertices on $P_{A'B'}$ are neighbours of u_j and G has no separating triangle.
- G_i has no chord on $P_{B'C'}$ or $P_{C'A'}$, since both of these are sub-paths of P_{CA} and G satisfies the chord condition.

□

Set $F_1 := F$ if G_1 is not a single edge and $F_1 = \emptyset$ otherwise. Set $F_i = \emptyset$ for $1 < i < x$. By induction, any G_i that is not an edge has an $(\text{int} \cup F_i)$ -CZ-representation. If G_i is a single edge (t_i, t_{i+1}) , then we can represent it with two vertical segments for t_i and t_{i+1} . We now merge these representations of G_1, \dots, G_{x-1} as illustrated in Figure 11, by merging for $i = 2, \dots, x-1$ the two vertical segments \mathbf{t}_i . The result satisfies all conditions for an $(\text{int} \cup F_1)$ -CZ-representation of G_Q (for corners $B' := C$ and $A' := t_x$).

Now we merge this $(\text{int} \cup F_1)$ -CZ-representation of G_Q with the $(\text{int} \cup (u_1, u_2))$ -CZ-representation of G_T as illustrated in Figure 13. The neighbours of G_Q in G_T are vertices u_1, u_2, \dots, u_j . The CZ-representation of G_Q can be horizontally deformed so that it is below G_T and the order of vertical segments is as in Figure 12, i.e., from left to right it is $\mathbf{u}_1, \mathbf{C}, \mathbf{u}_2, \mathbf{u}_3, \dots, \mathbf{u}_j$,

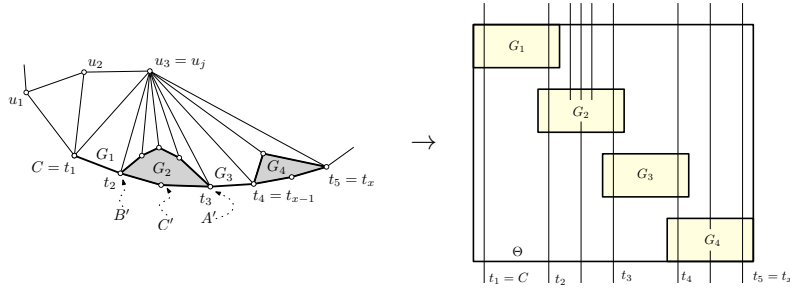


Figure 11: Merging CZ-representations of the blocks to get a CZ-representation of G_Q .

$\{\mathbf{v}$ for $v \neq C$ in G_Q 's boundary path $P_{t_x C}$ in reverse order $\}$, $\{\mathbf{c}$ for $c \neq t_x$ in G 's boundary path $P_{t_x A}$ in order $\}$.

To create the required intersections, we first extend \mathbf{C} upward and (still below G_T) rightward until it crosses $\mathbf{u}_2, \dots, \mathbf{u}_j$. Note that as a result, \mathbf{C} receives its first bend.

The CZ-representation of G_T includes an intersection for the special edge (u_1, u_2) , but does not include intersections for edges $(u_i, u_{i+1}), 2 \leq i < j$. Since these are internal to G , such intersections need to be created. Do this for $i = 2, \dots, j - 1, j \geq 3$ by extending \mathbf{u}_i vertically below its crossing with \mathbf{C} and \mathbf{u}_{i-1} and then horizontally until it crosses \mathbf{u}_{i+1} (which is adjacent due to the properties of a CZ-representation). We assume for this that \mathbf{u}_{i+1} has been extended vertically suitably. This increases the number of bends of \mathbf{u}_i to at most 2, which is allowed since u_i is an internal vertex of G .

Curve \mathbf{u}_j already extends below its crossing with \mathbf{C} and \mathbf{u}_{j-1} . Now, extend it rightward so that it crosses all vertical segments of up to (and including) \mathbf{t}_x . All these segments belong to vertices in G_Q 's boundary path $P_{t_x C}$, which are indeed neighbours of u_j since G is a triangulated disk. Afterwards, u_j has up to two bends, which is allowed since it is not on the outer face of G .

It remains to create intersections for some of the edges in G_Q 's boundary path $P_{t_x C}$. We can create these intersections similarly as for $\mathbf{u}_2, \dots, \mathbf{u}_j$ by extending each curve upward and rightward until it hits the next one. This adds one bend in each curve, which is acceptable since the curve remains on the outer face only if it was a terminal before, hence had no bends previously. Note that an edge in $P_{t_x C}$ possibly does not need an intersection (see e.g. edge (t_3, t_4) in Figure 12), namely, if the i^{th} block consists of a single edge (t_i, t_{i+1}) and this edge is not in F . In this case, simply stop \mathbf{t}_i before it intersects \mathbf{t}_{i+1} .

With this, all interior edges of G receive exactly one intersection of their corresponding curves. If F is non-empty, then the special edge (C, c_2) received its intersection either via the $(\text{int} \cup F_1)$ -CZ-representation of G_1 (if G_1 is a triangulated disk), or $(C, c_2) = (t_1, t_2)$ and the intersection was created when handling $P_{t_x C}$.

This ends the description of constructing an $(\text{int} \cup F)$ -CZ-representation in

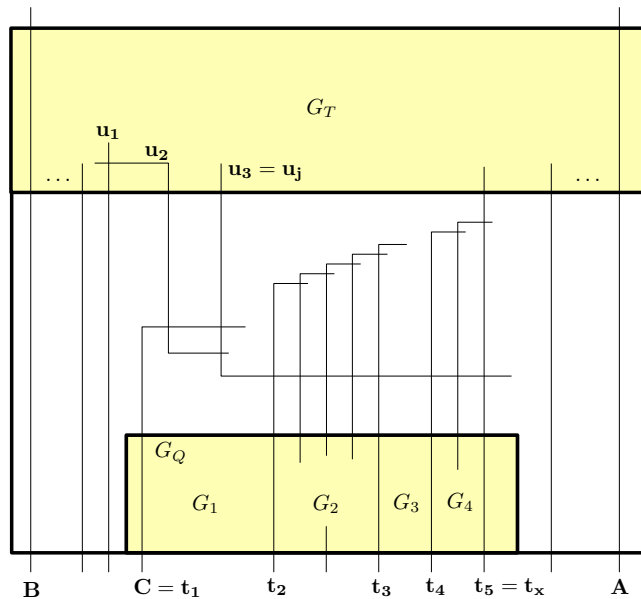


Figure 12: Obtaining an $(int \cup F)$ -CZ-representation in Case 5.

Case 5, and hence proves Lemma 2.4 and Theorem 1.1.

4 Conclusions and Outlook

We showed that every 4-connected planar graph has a 1-string CZ-representation. A natural question is to extend this result to all planar graphs. We believe that this is possible, but currently cannot achieve fewer than $k = 3$ bends.

By again stellating the graph (possibly repeatedly if it was not 3-connected), it suffices to show that every 3-connected planar triangulation has a 1-string B_k -VPG representation. This statement can be proved by induction on the number of separating triangles by a technique used in [4] (and re-discovered in [9]). With every triangular face, create a “face region” (called “private region” in [9]) that intersects the curves of vertices of the face in a predefined way and does not intersect anything else. This is easy for W-triangulations by inspecting the constructions in Cases 1–5.

In the inductive step, find the smallest separating triangle T in Δ . By induction, the graph G_1 obtained by removing the inside of T has a 1-string B_k -VPG representation. The graph G_2 strictly inside T is either a single vertex or (as one can show) it is a W-triangulation that satisfies the chord condition for some suitably chosen corners, and hence has an int-CZ-representation. Place it inside the face region for T , create the intersections needed for edges on the outer face of G_2 and edges between G_1 and G_2 , and identify face regions for

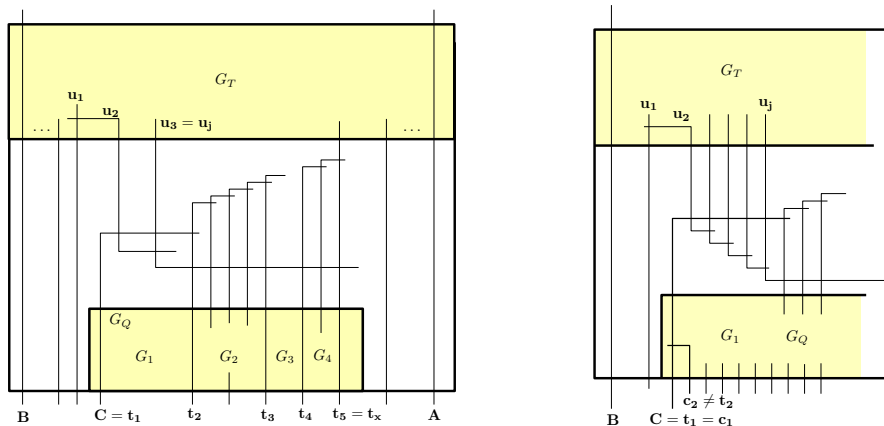


Figure 13: If $F = (C, c_2)$, then the intersection of C and c_2 is added during the merge if G_1 is a single edge (left), or occurs within the CZ-representation of G_1 otherwise (right).

newly created faces.

If one aims for a 1-string B_3 -VPG representation, two bend per can be added to each curve of outer face vertices of G_2 , and hence such a merge is easy (details are omitted).

If one aims for a 1-string B_2 -VPG representation of planar graphs, only one bend can be added to each such curve, which seems impossible with our current geometric restrictions of $(int \cup F)$ -CZ-representation. However, this might be feasible if we allow the outer face vertices to use rays in three directions. This is our ongoing research.

As for other future work, the CZ-representation constructed in this paper uses curves of four possible shapes. Is it possible to use fewer shapes or to restrict them further? Felsner et al. [9] asked the question whether every planar graph is the intersection graph of only two shapes, namely $\{L, \Gamma\}$. (This would also provide a different proof of Scheinerman's conjecture.) Somewhat inbetween: is every planar graph the intersection graph of xy -monotone orthogonal curves, preferably in the 1-string model?

References

- [1] Takao Asano, Shunji Kikuchi, and Nobuji Saito. A linear algorithm for finding Hamiltonian cycles in 4-connected maximal planar graphs. *Discrete Applied Mathematics*, 7(1):1 – 15, 1984.
- [2] J. Chalopin, D. Gonçalves, and P. Ochem. Planar graphs are in 1-string. In *Proceedings of the Eighteenth Annual ACM-SIAM Symposium on Discrete Algorithms*, SODA '07, pages 609–617, Philadelphia, PA, USA, 2007. Society for Industrial and Applied Mathematics.

- [3] Jérémie Chalopin and Daniel Gonçalves. Every planar graph is the intersection graph of segments in the plane: extended abstract. In Michael Mitzenmacher, editor, *STOC*, pages 631–638. ACM, 2009.
- [4] Jérémie Chalopin, Daniel Gonçalves, and Pascal Ochem. Planar graphs have 1-string representations. *Discrete & Computational Geometry*, 43(3):626–647, 2010.
- [5] Steven Chaplick and Torsten Ueckerdt. Planar graphs as VPG-graphs. *J. Graph Algorithms Appl.*, 17(4):475–494, 2013.
- [6] Natalia de Castro, Francisco Javier Cobos, Juan Carlos Dana, Alberto Márquez, and Marc Noy. Triangle-free planar graphs and segment intersection graphs. *J. Graph Algorithms Appl.*, 6(1):7–26, 2002.
- [7] Hubert de Fraysseix, Patrice Ossona de Mendez, and János Pach. Representation of planar graphs by segments. *Intuitive Geometry*, 63:109–117, 1991.
- [8] Gideon Ehrlich, Shimon Even, and Robert Endre Tarjan. Intersection graphs of curves in the plane. *J. Comb. Theory, Ser. B*, 21(1):8–20, 1976.
- [9] Stefan Felsner, Kolja Knauer, George B. Mertzios, and Torsten Ueckerdt. Intersection graphs of L -shapes and segments in the plane. In *Mathematical Foundations of Computer Science (MFCS'14)*, Lecture Notes in Computer Science. Springer-Verlag, 2014. To appear. Also appeared as ArXiv: 1405.1476.
- [10] Irith Ben-Arroyo Hartman, Ilan Newman, and Ran Ziv. On grid intersection graphs. *Discrete Mathematics*, 87(1):41–52, 1991.
- [11] Edward R. Scheinerman. *Intersection Classes and Multiple Intersection Parameters of Graphs*. PhD thesis, Princeton University, 1984.
- [12] Hassler Whitney. A theorem on graphs. *The Annals of Mathematics*, 32(2):387–390, 1931.