

Proton-neutron pairing vibrations in $N = Z$ nuclei: Precursory soft mode of isoscalar pairing condensation

Kenichi Yoshida

Graduate School of Science and Technology, Niigata University, Niigata 950-0913, Japan

(Dated: September 20, 2018)

$L = 0$ proton-neutron (pn) pair-addition and pair-removal strengths in ^{40}Ca and ^{56}Ni are investigated by means of the pn particle-particle random-phase approximation employing a Skyrme energy-density functional. It is found that the collectivity of the lowest $J^\pi = 1^+$ state in the adjacent odd-odd nuclei becomes stronger as the strength of the isoscalar ($T = 0$) pairing interaction increases. The results suggest the emergence of the $T = 0$ pn -pairing vibrational mode as a possible critical phenomenon toward the $T = 0$ pairing condensation.

PACS numbers: 21.10.Hw; 21.10.Re; 21.60.Jz; 21.30.Fe

The pairing correlation plays a central role in low-energy nuclear phenomena; such as the ground state spin, staggering in the systematics of the binding energies, the low-lying quadrupole collective dynamics, and the spontaneous fission half-lives [1]. The correlation is so strong that the fluctuations of the pairing gap around its zero equilibrium value develop in nuclei near the closed shell, and the systems get deformed eventually in gauge space when more nucleons are added [2]. The collective pairing vibration emerging in the closed-shell nuclei is thus associated with the occurrence of the pairing condensation.

It is in the isovector and spin-singlet ($T = 1, S = 0$) channel that the pairing correlation has been extensively studied. With the advent of the radioactive-isotope beam technology, the heavy proton-rich nuclei along the $N = Z$ line have received considerable attention. Of particular interests are location of the proton drip line and the extra binding mechanism called the Wigner energy [3]. The isoscalar and spin-triplet ($T = 0, S = 1$) pairing correlation is expected to be visible in $N \sim Z$ nuclei because the shell structures around the Fermi levels of both neutrons and protons are similar to each other and the spatial overlap between the neutron and proton single-particle wave functions would be large to form a proton-neutron (pn) Cooper pair [4]. As a consequence of the strongly attractive pn interaction in the 3S_1 channel, the possible $T = 0$ pairing condensate has been discussed in heavy $N \sim Z$ nuclei theoretically [5–8].

The experimental fingerprint of the $T = 0$ pairing condensation has been under debate though there have been numerous experimental attempts [9]. This is because the spin-orbit splitting suppresses to couple a spin-triplet pair in the ground state [10]. In Ref. [11], Macchiavelli *et al.* tried to extract the experimental excitation energy and the collectivity of the $T = 0$ and $T = 1$ pn -pair excited states. Their analysis is based on the subtraction of average properties including the symmetry energy and comparison to the single-particle level spacing. The Hamiltonian employed for describing the pn pair excitations contains the schematic separable interactions of the $T = 0$ and $T = 1$ types with two levels. Then, they found

any appreciable collectivity in the $T = 0$ channel unlikely in ^{56}Ni .

The interplay between the $T = 0$ and $T = 1$ pairing correlations in the pn -pair transfer strengths has been investigated by employing a solvable model [12]. I investigate in the present article the possibility of a collective $T = 0$ pn -pairing vibrational mode in the “normal” phase where the $T = 0$ pairing gaps are zero. The pn pair excitations are described microscopically based on the nuclear energy-density functional (EDF) method, where the global properties and the shell effects are taken into account on the same footing. More precisely, the pn -pairing vibrational modes are obtained out of the solutions of the pn particle-particle random-phase approximation (ppRPA) equation, and are described as elementary modes of excitation generated by two-body interactions acting between a proton and a neutron. Then, I show that the strongly collective $T = 0$ pn -pairing vibrational mode emerges when the interaction is switched on.

In a framework of the nuclear EDF method employed, the pn -pair-addition vibrational modes are described as $|Z + 1, N + 1; \lambda\rangle = \hat{\Gamma}_\lambda^\dagger |Z, N\rangle$ with the RPA phonon operator $\hat{\Gamma}_\lambda^\dagger = \sum_{mn} X_{\lambda, mn} \hat{a}_{\pi, m}^\dagger \hat{a}_{\nu, n}^\dagger - \sum_{ij} Y_{\lambda, ij} \hat{a}_{\nu, j}^\dagger \hat{a}_{\pi, i}^\dagger$. Here $a_{\pi, m}^\dagger$ ($a_{\nu, n}^\dagger$) create a proton (a neutron) in the single-particle level m (n) above the Fermi level, and $a_{\pi, i}^\dagger$ ($a_{\nu, j}^\dagger$) create a proton (a neutron) in the single-particle level i (j) below the Fermi level. The first and second terms correspond to the particle-particle (pp) and hole-hole (hh) excitations, respectively. Greek indices α, β will be used for indicating the particle and hole states collectively. The single-particle basis is obtained as a self-consistent solution of the Skyrme-Hartree-Fock (SHF) equation. The SHF equation is solved in cylindrical coordinates $\mathbf{r} = (r, z, \phi)$ with a mesh size of $\Delta r = \Delta z = 0.6$ fm and with a box boundary condition at $(r_{\text{max}}, z_{\text{max}}) = (14.7, 14.4)$ fm. The axial and reflection symmetries are assumed in the ground state. More details of the calculation scheme are given in Ref. [13].

In the present calculation, the SGII interaction is used

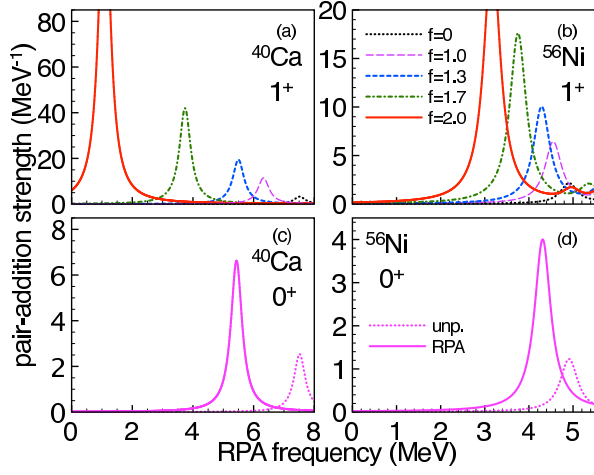


FIG. 1: (Color online) pn pair-addition strengths of $^{40}\text{Ca} \rightarrow ^{42}\text{Sc}$ and $^{56}\text{Ni} \rightarrow ^{58}\text{Cu}$ in the $J^\pi = 1^+$ [(a), (b)] and $J^\pi = 0^+$ [(c), (d)] states smeared with a width of 0.1 MeV. For the $(J, T) = (1, 0)$ channel, shown are the strengths obtained with factors $f = 0, 1.0, 1.3, 1.7$, and 2.0 . For the $(J, T) = (0, 1)$ channel, the unperturbed single-particle transition strengths are also shown by a dotted line.

for the particle-hole (ph) channel because the spin-isospin properties were considered to fix the coupling constants entering in the EDF [14]. For the pp channel, the density-dependent contact interactions are employed:

$$v_{\text{pp}}^{T=0}(\mathbf{r}\sigma\tau, \mathbf{r}'\sigma'\tau') = f \times V_0 \frac{1+P_\sigma}{2} \frac{1-P_\tau}{2} \left[1 - \frac{\rho(\mathbf{r})}{\rho_0} \right] \delta(\mathbf{r} - \mathbf{r}'), \quad (1)$$

$$v_{\text{pp}}^{T=1}(\mathbf{r}\sigma\tau, \mathbf{r}'\sigma'\tau') = V_0 \frac{1-P_\sigma}{2} \frac{1+P_\tau}{2} \left[1 - \frac{\rho(\mathbf{r})}{\rho_0} \right] \delta(\mathbf{r} - \mathbf{r}'), \quad (2)$$

where $\rho_0 = 0.16 \text{ fm}^{-3}$ and $\rho(\mathbf{r}) = \rho_\nu(\mathbf{r}) + \rho_\pi(\mathbf{r})$. The pairing strength is fixed as $V_0 = -390 \text{ MeV fm}^3$. A procedure to determine V_0 will be explained below. The factor f appearing in Eq. (1) is changed to see an effect of the interaction in the $T = 0$ channel [15].

Figure 1 shows the strength distributions for the monopole ($L = 0$) pn -pair-addition transfer $|\langle Z+1, N+1; \lambda | \hat{P}_{T,S}^\dagger | Z, N \rangle|^2 \equiv |\sum_{\alpha\beta} M_{\alpha\beta}^{T,S}|^2$ as functions of the RPA frequency ω_λ in ^{40}Ca and ^{56}Ni . Here, the $L = 0$ $T = 0$ pn -pair-addition operators are defined as

$$\hat{P}_{T=0, S=1, S_z}^\dagger = \frac{1}{2} \sum_{\sigma\sigma'} \sum_{\tau} \int d\mathbf{r} \hat{\psi}^\dagger(\mathbf{r}\sigma\tau) \langle \sigma | \sigma_{S_z} | \sigma' \rangle \hat{\psi}^\dagger(\mathbf{r}\sigma'\tau) \quad (3)$$

TABLE I: Microscopic structure of the collective $J^\pi = 1^+$ and 0^+ states in ^{42}Sc calculated with $f = 1.7(1.3)$. Listed are the configuration, its excitation energy, and the matrix element. The excitation energies are given in MeV. The pp and hh excitations possessing a large matrix element are only shown. Sums of the backward-going amplitudes squared and the matrix elements are shown in the last lines. For the $J^\pi = 1^+$ state, the $J_z = 0$ component is only shown.

^{42}Sc		$J^\pi = 1^+$	$J^\pi = 0^+$
configuration	$E_\alpha + E_\beta$	$M_{\alpha\beta}^{S=1, S_z=0}$	$M_{\alpha\beta}^{S=0}$
$\pi 1f_{7/2} \otimes \nu 1f_{7/2}$	7.5	1.70 (0.92)	2.82
$\pi 1f_{7/2} \otimes \nu 1f_{5/2}$	15.2	0.62 (0.38)	
$\pi 1f_{5/2} \otimes \nu 1f_{7/2}$	14.7	0.51 (0.31)	
$\pi 2p_{3/2} \otimes \nu 2p_{3/2}$	16.1	0.17 (0.11)	0.15
$\pi 1d_{3/2} \otimes \nu 1d_{3/2}$	4.2	0.16 (0.08)	0.26
$\pi 2s_{1/2} \otimes \nu 2s_{1/2}$	6.6	0.25 (0.12)	0.09
$\pi 1d_{3/2} \otimes \nu 1d_{5/2}$	10.1	0.32 (0.15)	
$\pi 1d_{5/2} \otimes \nu 1d_{3/2}$	10.2	0.32 (0.15)	
$\pi 1d_{5/2} \otimes \nu 1d_{5/2}$	16.1	0.16 (0.08)	0.18
$\sum_{\alpha\beta} M_{\alpha\beta}$		6.63 (4.51)	4.56
$\sum_{ij} Y_{ij}^2$		0.17 (0.04)	0.03

and the $L = 0$ $T = 1$ pn -pair-addition operator as

$$\hat{P}_{T=1, T_z=0, S=0}^\dagger = \frac{1}{2} \sum_{\sigma} \sum_{\tau\tau'} \int d\mathbf{r} \hat{\psi}^\dagger(\mathbf{r}\sigma\tau) \langle \tau | \tau_0 | \tau' \rangle \hat{\psi}^\dagger(\mathbf{r}\sigma'\tau') \quad (4)$$

in terms of the nucleon field operator, where $\hat{\psi}^\dagger(\mathbf{r}\sigma\tau) \equiv (-2\sigma)(-2\tau)\hat{\psi}^\dagger(\mathbf{r} - \sigma - \tau)$. Note that the absolute values of the RPA frequency do not directly correspond to the excitation energies observed experimentally. The particle excitation energies here are measured from the Fermi energies; $E_\alpha = |\epsilon_\alpha - \lambda|$. Since in the spatially spherical “normal” nuclei, the spin orientation is not uniquely determined, i.e., rotationally invariant in spin space, the strengths for the spin-triplet ($S = 1$) pair-addition transfer (3) are all the same. Therefore, the strengths for $S_z = 0, \pm 1$ are summed up in Figs. 1(a) and 1(b).

One sees that the excitation energy and the strength of the $J^\pi = 1^+$ state are strongly affected by the $T = 0$ pairing interaction. In the case of $f = 0$, without the $T = 0$ pairing interaction, the lowest 1^+ state in ^{42}Sc located at $\omega = 7.5 \text{ MeV}$ is a single-particle excitation $\pi f_{7/2} \otimes \nu f_{7/2}$. As the pairing interaction is switched on and the strength is increased, the 1^+ state is shifted lower in energy with the enhancement of the transition strength. In Table I, the microscopic structure of the 1^+ state obtained by setting f to 1.7 and 1.3 (in parentheses) is summarized. This 1^+ state is constructed by many pp excitations involving an $f_{5/2}$ and a $p_{3/2}$ orbitals located above the Fermi levels as well as the $\pi f_{7/2} \otimes \nu f_{7/2}$ excitation. It is particularly worth noting that the hh excitations from

TABLE II: Same as Table I but for ^{58}Cu .

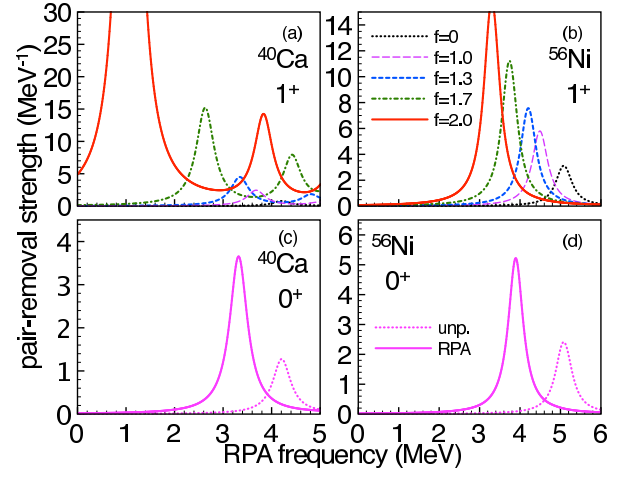
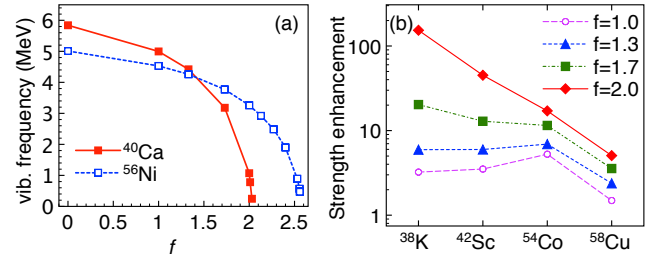
^{58}Cu		$J^\pi = 1^+$	$J^\pi = 0^+$
configuration	$E_\alpha + E_\beta$	$M_{\alpha\beta}^{S=1, S_z=0}$	$M_{\alpha\beta}^{S=0}$
$\pi 2p_{3/2} \otimes \nu 2p_{3/2}$	4.5	1.28 (1.38)	1.95
$\pi 2p_{1/2} \otimes \nu 2p_{3/2}$	6.4	0.39 (0.28)	
$\pi 2p_{3/2} \otimes \nu 2p_{1/2}$	6.5	0.37 (0.26)	
$\pi 2p_{1/2} \otimes \nu 2p_{1/2}$	7.9	0.05 (0.03)	0.16
$\pi 1f_{5/2} \otimes \nu 1f_{5/2}$	9.7	0.15 (0.09)	0.33
$\pi 1g_{9/2} \otimes \nu 1g_{9/2}$	17.7	0.24 (0.14)	0.16
$\pi 1f_{7/2} \otimes \nu 1f_{7/2}$	5.1	0.17 (0.13)	0.07
$\sum_{\alpha\beta} M_{\alpha\beta}$		4.25 (3.19)	3.53
$\sum_{ij} Y_{ij}^2$		0.03 (0.008)	0.009

the sd -shell have an appreciable contribution to generate this $T = 0$ pn -pair-addition vibrational mode, indicating a ^{40}Ca core-breaking. Furthermore, all the pp and hh excitations listed in the table construct the vibrational mode in phase. The strong collectivity can be also seen from a large amount of the ground-state correlation: A sum of the backward-going amplitudes squared is 0.17 (0.04).

The low-lying 1^+ state in ^{58}Cu is also sensitive to the $T = 0$ pairing interaction. As shown in Table II, this mode is dominantly constructed by a $\pi p_{3/2} \otimes \nu p_{3/2}$ excitation together with many other pp excitations involving a $p_{1/2}$ and an $f_{5/2}$ orbitals. In contrast to a large core breaking in ^{42}Sc , a role played by the hh excitation of $\pi f_{7/2} \otimes \nu f_{7/2}$ is minor in ^{58}Cu with the same pairing interaction.

In Figs. 1(c) and 1(d), the strength distributions for the $T = 1$ pn -pair-addition transfer are shown together with the strengths obtained without the residual interactions. The low-lying 0^+ state is predominantly constructed by the $\pi f_{7/2} \otimes \nu f_{7/2}$ excitation in ^{42}Sc similarly to the 1^+ state. Though the number of possible pp configuration in the bound states is smaller than in the $T = 0$ channel, the energy shift due to the $T = 1$ pairing interaction is large and the ground-state correlation is strong. The 0^+ state in ^{58}Cu is as collective as the 1^+ state.

In an attempt to explore characteristic features of the collective $T = 0$ pn -pairing vibration, I investigate the pn pair-removal strengths in ^{40}Ca and ^{56}Ni . The strength distributions for the pn -pair removal transfer are shown in Fig. 2. Similarly to the $T = 0$ pn -pair-addition vibration, the frequency and the transition strength to the low-lying 1^+ state strongly depend on the strength of the $T = 0$ pairing interaction, in particular, for $^{40}\text{Ca} \rightarrow ^{38}\text{K}$. In the case of $f = 1.7$, the 1^+ state is mainly generated by a $\pi d_{3/2} \otimes \nu d_{3/2}$ excitation with a matrix element of 0.82. Furthermore, many other hh excitation participate to generate this $T = 0$ pn -pair-removal vibrational mode: they are the $\pi s_{1/2} \otimes \nu s_{1/2}$ (with $M = 0.07$),

FIG. 2: (Color online) Same as Fig. 1 but for the pn pair-removal strengths.FIG. 3: (Color online) (a) RPA frequency of $T = 0$ pairing vibrational mode in ^{40}Ca and ^{56}Ni calculated by varying the strength f . (b) Ratio of the transition strengths to the collective 1^+ state to the ones to the unperturbed 1^+ state in ^{38}K , ^{42}Sc , ^{56}Co , and ^{58}Cu calculated varying the pairing strength f . Lines are drawn to guide the eye.

$\pi d_{5/2} \otimes \nu d_{3/2}$ (0.30), $\pi d_{3/2} \otimes \nu d_{5/2}$ (0.30), $\pi d_{5/2} \otimes \nu d_{5/2}$ (0.16) excitations together with the pp excitation of $\pi f_{7/2} \otimes \nu f_{7/2}$ (0.39). One sees the coherence among the hh and pp excitations, and a strong ground-state correlation: $\sum_{mn} Y_{mn}^2 = 0.11$.

A change in the RPA frequency of the collective mode due to the $T = 0$ pairing interaction is summarized in Fig. 3(a). The vibrational frequency is defined as $(\omega_{\text{add}}^{T=0} + \omega_{\text{rem}}^{T=0})/2$, where $\omega_{\text{add(rem)}}^{T=0}$ denotes the RPA frequency of the eigenmode possessing the largest pn pair-addition (removal) strength in the low energy region less than 10 MeV. In the doubly-magic nuclei, the pairing collectivity is generated by only the residual pairing interactions (1) and (2). One clearly sees that the RPA frequency of the $T = 0$ pn -pairing vibrational mode becomes lower with increasing the pairing strength f . The pairing collectivity generated is sensitive to the shell structure as well as the interactions. The critical strength is $f_c = 2.04$ and 2.57 in ^{40}Ca and ^{56}Ni , respectively. It

is known that the RPA breaks down at the critical point and underestimates the excitation energy around that point [16]. A rapid lowering of the RPA frequency seen here indicates that we have a true vacuum giving the $T = 0$ pairing gaps $\Delta \equiv \langle \hat{P}_{T=0, S=1} \rangle \neq 0$ in the limit of the strong pairing interaction $f > f_c$. Therefore the 1^+ state can be considered as a precursory soft mode of the $T = 0$ pairing condensation.

Another direct measure of the collectivity is the pn transfer strength. Figure 3(b) shows the ratio of the transition strengths to the collective 1^+ state to the ones to the unperturbed 1^+ state assuming the single-particle configuration with the lowest energy in ^{38}K , ^{42}Sc , ^{56}Co , and ^{58}Cu , that is a $(d_{3/2})^{-2}$, $(f_{7/2})^2$, $(f_{7/2})^{-2}$, and $(p_{3/2})^2$ configuration, respectively. In ^{38}K and ^{42}Sc , we see an exponential enhancement of the transition strengths when approaching the critical strength f_c . It is noted that the deuteron transfer experiment was performed by using the $^{40}\text{Ca}(^3\text{He}, p)^{42}\text{Sc}$ reaction, and the observed cross section to the lowest 1^+ state is about 24 times as large as the cross section calculated assuming the pure $(f_{7/2})^2$ configuration [17]. It is thus interesting to see in a future work the pn -transfer cross sections calculated by using the microscopic transition densities in the present framework.

I am going to discuss here how the strength f is fixed. An analysis made in Ref. [7] suggests $f \simeq 1.6$ for the density-independent contact interactions based on the phenomenological shell-model Hamiltonians in the fp -shell nuclei. The pairing strengths can be also determined from the proton-neutron scattering lengths in the $T = 0$ and 1 channels [18] as $f \sim 1.4$ for $E_{\text{cut}} = 60$ MeV, and the low-lying states in $N = Z$ odd-odd nuclei were investigated by employing the density-dependent pairing interaction thus determined [19]. The authors in Ref. [15] pointed out that the low-lying Gamow-Teller (GT) strengths in $N \simeq Z$ nuclei are sensitive to the $T = 0$ pairing interaction. Thus, the low-lying GT strengths in the neighboring nuclei can be alternatively used to fix the f value.

Quite recently, enhancement of the GT strengths to the low-energy region in the $N = Z$ odd-odd nuclei in the fp -shell was reported and the low-lying strengths are found to be very sensitive to the $T = 0$ pairing interaction [20]. The GT strengths of ^{42}Ca to the low-lying 1^+ state in ^{42}Sc are particularly enhanced. Without the residual interactions, the low-lying and high-lying GT modes correspond primarily to the $\pi f_{7/2} \otimes \nu f_{7/2}$ and $\pi f_{5/2} \otimes \nu f_{7/2}$ excitations, respectively. The enhanced strength to the low-lying states indicates a coherent contribution of these excitations. As shown in Table I, the lowest 1^+ state in ^{42}Sc is generated by the $\pi f_{7/2} \otimes \nu f_{7/2}$ excitation together with the high-lying $\pi f_{5/2} \otimes \nu f_{7/2}$ excitation due to the $T = 0$ pairing interaction. The result reported in Ref. [20] stimulates a further investigation on how the pn -pairing collectivity of the low-lying 1^+ state

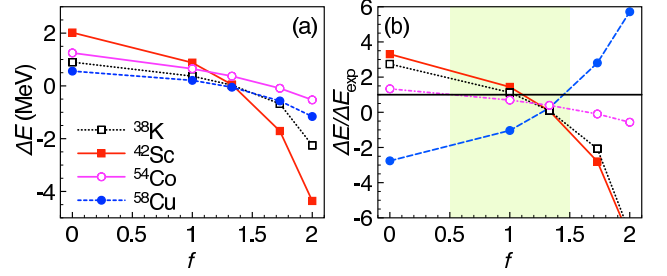


FIG. 4: (Color online) (a) Energy difference $\Delta E = \omega_{1^+} - \omega_{0^+}$ in ^{38}K , ^{42}Sc , ^{54}Co and ^{58}Cu calculated with $f = 0, 1.0, 1.3, 1.7$, and 2.0 . (b) Ratio of the energy difference calculated to the experimental value $\Delta E/\Delta E_{\text{exp}}$. The experimental data are taken from Ref. [22]. A horizontal line represents unity. Lines are drawn to guide the eye.

is seen in the GT strength of a ph-type, while the GT strengths associated with the pn -pairing collectivity were investigated in a solvable model [21], and in the context of the SU(4) symmetry in the spin-isospin space within a Skyrme EDF framework [15].

An energy difference between the 1^+ and 0^+ states is plotted in Fig. 4(a) and shown in Fig. 4(b) are the ratios of the energy difference ΔE calculated varying the strength f to the one experimentally observed: $\Delta E_{\text{exp}} = E_{1^+} - E_{0^+}$ is 0.328, 0.611, 0.937, and -0.203 MeV in ^{38}K , ^{42}Sc , ^{54}Co , and ^{58}Cu , respectively [22]. The pairing strength V_0 was fixed to reproduce the experimental value for the $T = 1$ pairing vibrational frequency, 4.39 and 4.07 MeV in ^{40}Ca and ^{56}Ni . It is defined by the binding energies; $B(Z, N) - [B(Z+1, N+1) - B(Z-1, N-1)]/2$. The strength $V_0 = -390$ MeV fm^3 produces 4.38 and 4.10 MeV in ^{40}Ca and ^{56}Ni , respectively for the vibrational frequency defined as $(\omega_{\text{add}}^{T=1} + \omega_{\text{rem}}^{T=1})/2$. The calculated results obtained by using $f = 0.5 - 1.5$ [a shaded area in Fig. 4(b)] reproduce the experimental data for the energy difference. However, one sees that we have a large uncertainty for determining the strength f . Since the pairing interaction in the $T = 0$ channel is crucial for a quantitative discussion on the collectivity of the pairing vibrational modes, it is largely desired to investigate it in detail, such as the density dependence of the interaction, and the mass number and/or the isospin dependence of the strength as introduced in Ref. [23].

Before summarizing the paper, it is noted concerning the $T = 1$ pairing that the pairing strength $V_0 = -390$ MeV fm^3 gives $\Delta_\nu = 0.97$ MeV and $\Delta_\pi = 0.99$ MeV in ^{44}Ti by solving the SHF-Bogoliubov equation with an energy cut off at 60 MeV and assuming that the $T = 1$ pairing interaction is rotationally invariant in isospace. The experimental pairing gaps of neutrons and protons are 2.06 and 1.86 MeV. Thus, the resultant pairing correlation in the ground state is very weak. In the present framework of the HF+RPA employing the Skyrme SGII

and the density-dependent pairing EDFs, we cannot describe consistently the static and dynamic $T = 1$ pairing correlations in a unified way.

To summarize, I have found that a collective $T = 0$ pn -pairing vibrational mode emerges in the presence of the $T = 0$ two-body particle-particle interaction in a self-consistent Skyrme-EDF framework. It is suggested that the low-lying $J^\pi = 1^+$ state in odd-odd $N = Z$ nuclei can be a precursory soft mode of the $T = 0$ pairing condensation. Due to a strong collectivity of the $T = 0$ pn -pairing vibration, the pn -transfer strength to the 1^+ state can be largely enhanced in comparison with the strength made by the pure single-particle configuration. The present framework, however, cannot account for all the experimental information on the pairing correlations in a consistent way. For a quantitative discussion, it is greatly desirable to investigate the Skyrme and pairing EDFs both in the $T = 0$ and $T = 1$ channels in more details.

Valuable discussions with M. Matsuo, K. Matsuyanagi, and H. Sagawa are acknowledged. This work was supported by KAKENHI Grant Nos. 23740223 and 25287065. The numerical calculations were performed on SR16000 at the Yukawa Institute for Theoretical Physics, Kyoto University and on T2K-Tsukuba and COMA, at the Center for Computational Sciences, University of Tsukuba. Some of the results were obtained by using the K computer at the RIKEN Advanced Institute for Computational Science (hp120192, hp140001).

[1] G. F. Bertsch, in *Fifty years of nuclear BCS*, edited by R. A. Broglia and V. Zelevinsky (World Scientific, Singa-

- pore, 2013).
- [2] R. A. Broglia and D. M. Brink, *Nuclear Superfluidity : Pairing in Finite Systems* (Cambridge University Press, Cambridge, 2005).
 - [3] D. Lunney, J. M. Pearson and C. Thibault, *Rev. Mod. Phys.* **75**, 1021 (2003).
 - [4] A. L. Goodman, *Phys. Rev. C* **58**, R3051 (1998).
 - [5] W. Satuła and R. Wyss, *Phys. Lett. B* **393**, 1 (1997).
 - [6] A. L. Goodman, *Phys. Rev. C* **60**, 014311 (1999).
 - [7] G. F. Bertsch and Y. Luo, *Phys. Rev. C* **81**, 064320 (2010).
 - [8] A. Gezerlis, G. F. Bertsch and Y. L. Luo, *Phys. Rev. Lett.* **106**, 252502 (2011).
 - [9] S. Frauendorf, and A. O. Macchiavelli, *Prog. Part. Nucl. Phys.* **78**, 24 (2014), and references therein.
 - [10] A. Poves, and G. Martinez-Pinedo, *Phys. Lett. B* **430**, 203 (1998).
 - [11] A. O. Macchiavelli *et al.*, *Phys. Lett. B* **480**, 1 (2000).
 - [12] G. G. Dussel, E. E. Maqueda, R. P. J. Perazzo, *Nucl. Phys. A* **460**, 164 (1986).
 - [13] K. Yoshida, *Prog. Theor. Exp. Phys.* (2013), 113D02.
 - [14] Nguyen Van Giai and H. Sagawa, *Phys. Lett. B* **106**, 379 (1981).
 - [15] C. Bai *et al.*, *Phys. Lett. B* **719**, 116 (2013).
 - [16] P. Ring and P. Schuck, *The Nuclear Many-Body Problem* (Springer, Berlin, 1980).
 - [17] F. Pühlhofer, *Nucl. Phys. A* **116**, 516 (1968).
 - [18] H. Esbensen, G. F. Bertsch, and K. Hencken, *Phys. Rev. C* **56**, 3054 (1997).
 - [19] Y. Tanimura, H. Sagawa, and K. Hagino, *Prog. Theor. Exp. Phys.* (2014), 053D02.
 - [20] Y. Fujita *et al.*, *Phys. Rev. Lett.* **112**, 112502 (2014).
 - [21] J. Engel, S. Pittel, M. Stoitsov, P. Vogel, and J. Dukelsky, *Phys. Rev. C* **55**, 1781 (1997).
 - [22] National Nuclear Data Center, “Evaluated Nuclear Structure Data File”, <http://www.nndc.bnl.gov/ensdf>.
 - [23] Z. M. Niu *et al.*, *Phys. Lett. B* **723**, 172 (2013).