

Stochastic Testing Simulator for Integrated Circuits and MEMS: Hierarchical and Sparse Techniques

Invited Paper

Zheng Zhang¹, Xiu Yang², Giovanni Marucci³, Paolo Maffezzoni³,
Ibrahim (Abe) M. Elfadel⁴, George Karniadakis² and Luca Daniel¹

¹Research Laboratory of Electronics, Massachusetts Institute of Technology, Cambridge, MA 02139

²Division of Applied Mathematics, Brown University, Providence, RI 02912

³Dipartimento di Elettronica e Informazione, Politecnico di Milano, Milano, Italy

⁴Institute Center for Microsystems, Masdar Institute of Science & Technology, Abu Dhabi, UAE

Abstract—Process variations are a major concern in today’s chip design since they can significantly degrade chip performance. To predict such degradation, existing circuit and MEMS simulators rely on Monte Carlo algorithms, which are typically too slow. Therefore, novel fast stochastic simulators are highly desired. This paper first reviews our recently developed stochastic testing simulator that can achieve speedup factors of hundreds to thousands over Monte Carlo. Then, we develop a fast hierarchical stochastic spectral simulator to simulate a complex circuit or system consisting of several blocks. We further present a fast simulation approach based on anchored ANOVA (analysis of variance) for some design problems with many process variations. This approach can reduce the simulation cost and can identify which variation sources have strong impacts on the circuit’s performance. The simulation results of some circuit and MEMS examples are reported to show the effectiveness of our simulator.

I. INTRODUCTION

As the device size shrinks to the sub-micro and nano-meter scale, process variations have led to significant degradation of chip performance and yield [1], [2]. Therefore, efficient stochastic simulators are highly desired to facilitate variation-aware chip design. Existing circuit and MEMS simulators use Monte Carlo [3], [4] for stochastic simulation. Despite its ease of implementation, Monte Carlo requires a huge number of repeated simulations due to its slow convergence rate, very often leading to prohibitively long computation times.

Stochastic spectral methods [5]–[9] are promising alternative techniques. In fact, they have shown significant speedup over Monte Carlo in many engineering fields. The key idea is to represent the stochastic solution as a linear combination of some basis functions such as polynomial chaos [10] or generalized polynomial chaos [8], which then can be computed by stochastic Galerkin [5] or stochastic collocation [11]–[13] techniques. Such techniques have been successfully applied to simulate the uncertainties in VLSI interconnects [14]–[17], electromagnetic and microwave devices [18]–[20], nonlinear circuits [21]–[24] and MEMS devices [25]–[27].

An efficient stochastic testing simulator has been proposed to simulate integrated circuits [28]–[30]. This simulator is a hybrid version of the stochastic collocation and the stochastic Galerkin methods. Similar to stochastic Galerkin, stochastic testing sets up a coupled deterministic equation to directly

compute the stochastic solution. However, the resulting coupled equation can be solved very efficiently with decoupling and adaptive time stepping inside the solver. This algorithm has been successfully integrated into a SPICE-type program to perform various (e.g., DC, AC, transient and periodic steady-state) simulation for integrated circuits with both Gaussian and non-Gaussian uncertainties. It can also be easily extended to simulate MEMS designs (c.f. Section II). In this paper we will present two recent advancements based on this formulation.

First, Section III will present a hierarchical uncertainty quantification method based on stochastic testing. Hierarchical simulators can be very useful for the statistical verification of a complex electronic system and for multi-domain chip design (such as MEMS-IC co-design). In this simulation flow, we first decompose a complex system into several blocks and use stochastic spectral methods to simulate each block. Then, each block is treated as a random parameter in the higher-level system, which can be again simulated efficiently using stochastic spectral methods. This approach can be hundreds of times faster than the hierarchical Monte Carlo method in [31].

Second, in Section IV we will present an approach to improve the efficiency of stochastic spectral methods when simulating circuits with many random parameters. It is known that spectral methods can be affected by the curse of dimensionality. In this paper, we utilize adaptive anchored ANOVA [32]–[37] to reduce the simulation cost. This approach exploits the sparsity on-the-fly according to the variance of the computed terms in ANOVA decomposition, and it turns out to be suitable for many circuit problems due to the weak coupling among different variation sources. This algorithm can also be used for global sensitivity analysis that can determine which parameters contribute the most to the performance metric of interest.

The simulation results of some integrated circuits and MEMS/IC co-design cases are reported to show the effectiveness of the proposed algorithms.

II. STOCHASTIC TESTING SIMULATOR

In this section we summarize the algorithms and results of our recently developed fast stochastic testing circuit simulator. We refer the readers to [28]–[30] for the technical details.

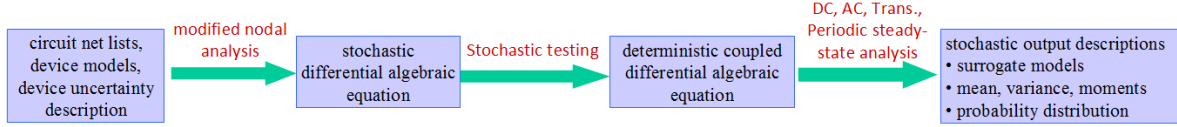


Fig. 1. Overall flow of the stochastic testing simulator.

A. Overview of the Simulator

The overall flow of the stochastic testing simulator is shown in Fig. 1. The main procedures are summarized below.

1) *Set Up Stochastic Circuit Equations:* Given a circuit netlist, the device models and the specification of device-level uncertainties, one can use modified nodal analysis [38] to obtain a stochastic differential algebraic equation:

$$\frac{d\vec{q}}{dt}(\vec{x}(t, \vec{\xi}), \vec{\xi}) + \vec{f}(\vec{x}(t, \vec{\xi}), \vec{\xi}) = B\vec{u}(t) \quad (1)$$

where $\vec{u}(t)$ is the input signal; $\vec{x} \in \mathbb{R}^n$ denotes nodal voltages and branch currents; $\vec{q} \in \mathbb{R}^n$ and $\vec{f} \in \mathbb{R}^n$ represent the charge/flux and current/voltage terms, respectively. Here $\vec{\xi} = [\xi_1, \dots, \xi_d] \in \Omega$ (with $\Omega \subseteq \mathbb{R}^d$) represents d independent random variables describing device-level uncertainties. The joint probability density function of $\vec{\xi}$ is

$$\rho(\vec{\xi}) = \prod_{k=1}^d \rho_k(\xi_k), \quad (2)$$

where $\rho_k(\xi_k)$ is the marginal density of $\xi_k \in \Omega_k \subseteq \mathbb{R}$.

2) *Stochastic Testing Formulation:* When $\vec{x}(\xi, t)$ has a bounded 2nd-order moment, we can approximate it by a truncated generalized polynomial chaos expansion [6], [8]

$$\vec{x}(t, \vec{\xi}) \approx \tilde{x}(t, \vec{\xi}) = \sum_{\vec{\alpha} \in \mathcal{P}} \hat{x}_{\vec{\alpha}}(t) H_{\vec{\alpha}}(\vec{\xi}) \quad (3)$$

where $\hat{x}_{\vec{\alpha}}(t) \in \mathbb{R}^n$ denotes a coefficient indexed by vector $\vec{\alpha} = [\alpha_1, \dots, \alpha_d] \in \mathbb{N}^d$, and the basis function $H_{\vec{\alpha}}(\vec{\xi})$ is an orthonormal multivariate polynomial with the highest order of ξ_i being α_i . In stochastic testing, the highest total degree of the polynomials is set as p , leading to $\mathcal{P} = \{\vec{\alpha} | \alpha_k \in \mathbb{N}, 0 \leq \alpha_1 + \dots + \alpha_d \leq p\}$. Consequently, the total number of basis functions is

$$K = \binom{p+d}{p} = \frac{(p+d)!}{p!d!}. \quad (4)$$

Since all components of $\vec{\xi}$ are assumed mutually independent, the multivariate basis function can be constructed as

$$H_{\vec{\alpha}}(\vec{\xi}) = \prod_{k=1}^d \phi_{\alpha_k}^k(\xi_k), \quad (5)$$

where $\phi_{\alpha_k}^k(\xi_k)$ is a degree- α_k univariate polynomial of ξ_k satisfying the orthonormality condition

$$\langle \phi_{\gamma}^k(\xi_k), \phi_{\nu}^k(\xi_k) \rangle = \int_{\Omega_k} \phi_{\gamma}^k(\xi_k) \phi_{\nu}^k(\xi_k) \rho_k(\xi_k) d\xi_k = \delta_{\gamma, \nu} \quad (6)$$

where $\delta_{\gamma, \nu}$ is a Delta function; integers γ and ν denotes the degrees of ξ_k in $\phi_{\gamma}^k(\xi_k)$ and $\phi_{\nu}^k(\xi_k)$, respectively. Given $\rho_k(\xi_k)$, one can utilize a three-term recurrence relation to construct such orthonormal univariate polynomials [39]. The univariate generalized polynomial chaos basis functions for Gaussian, Gamma, Beta and uniform distributions can be easily obtained by shifting and scaling existing Hermite, Laguerre, Jacobi and Legendre polynomials, respectively [6], [8]. Since for any integer $k \in [1, K]$ there is a one-to-one correspondence between k and $\vec{\alpha}$, for simplicity we rewrite (3) as

$$\vec{x}(t, \vec{\xi}) \approx \tilde{x}(t, \vec{\xi}) = \sum_{k=1}^K \hat{x}^k(t) H_k(\vec{\xi}). \quad (7)$$

In order to find $\tilde{x}(t, \vec{\xi})$, we need to calculate the coefficient vectors $\hat{x}^k(t)$'s. In stochastic testing, $\tilde{x}(t, \vec{\xi})$ is substituted into (1) and then the resulting residual is forced to zero at K testing points $\vec{\xi}^1, \dots, \vec{\xi}^K$, giving the following coupled deterministic differential algebraic equation of size nK

$$\frac{d\mathbf{q}(\hat{\mathbf{x}}(t))}{dt} + \mathbf{f}(\hat{\mathbf{x}}(t)) = \mathbf{B}u(t), \quad (8)$$

where the state vector $\hat{\mathbf{x}}(t) = [\hat{x}^1(t); \dots; \hat{x}^K(t)]$ collects all coefficient vectors in (7). This new differential equation can be easily set up by stacking the function values of (1) evaluated at each testing point [28], [30].

In stochastic testing, the testing points are selected as follows [28], [30]:

Step 1. For each ξ_k , select $p+1$ Gauss quadrature points ξ_k^j 's and weights w_k^j 's [40]–[42] to evaluate an integral by

$$\int_{\Omega_k} g(\xi_k) \rho_k(\xi_k) d\xi_k \approx \sum_{j=1}^{p+1} g(\xi_k^j) w_k^j \quad (9)$$

which provides the exact solution when $g(\xi_k)$ is a polynomial of degree $\leq 2p+1$ [40]. The d -dimensional quadrature points and weights for $\vec{\xi}$ are then obtained by a tensor rule, leading to $(p+1)^d$ samples in total.

Step 2. Define a matrix $\mathbf{V} \in \mathbb{R}^{K \times K}$, the (j, k) element of which is $H_k(\vec{\xi}^j)$. Among the obtained $(p+1)^d$ d -dimensional quadrature points, select the K points with the largest weights as the final testing points, subject to the constraint that \mathbf{V} is invertible and well conditioned.

3) *Simulation Step:* Instead of simulating (1) using a huge number of random samples, our simulator directly solves the deterministic equation (8) to obtain a generalized polynomial-chaos expansion for $\tilde{x}(t, \vec{\xi})$. In DC and AC analysis, we only

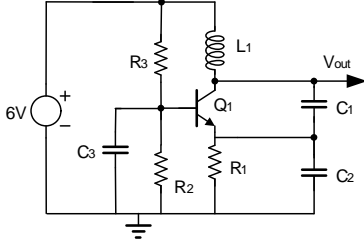


Fig. 2. Schematic of the BJT Colpitts oscillator.

need to compute the static solution by Newton's iterations. In transient analysis, numerical integration can be performed given an initial condition to obtain the statistical information (e.g., expectation and standard deviation) at each time point.

This simulator is very efficient due to several reasons [28]. First, it requires only a small number of samples to set up (8) when the parameter dimensionality is not high. Second, the linear equations inside Newton's iterations can be decoupled although (8) is coupled, and thus the overall cost has only a linear dependence on the number of basis functions. Third, adaptive time stepping can further speed up the time-domain stochastic simulation.

B. Performance Summary

Extensive circuit simulation examples have been reported in [28], showing promising results for analog/RF and digital circuits with a small to medium number of random parameters. For those examples, the stochastic testing simulator has shown $10^2 \times$ to $10^3 \times$ speedup over Monte Carlo due to the fast convergence of generalized polynomial-chaos expansions. This circuit simulator is also significantly more efficient than the standard stochastic Galerkin [5] and stochastic collocation solvers [11]–[13], especially for time-domain simulation.

Stochastic periodic steady-state solvers have been further developed on this platform and tested on both forced circuits (e.g., low-noise amplifier) and autonomous circuits (e.g., oscillators) [29]. As an example, we consider the Colpitts BJT oscillator in Fig. 2, the frequency of which is influenced by the Gaussian variation of L_1 and non-Gaussian variation of C_1 . With a 3rd-order generalized polynomial-chaos expansion, our stochastic testing simulator is about $5 \times$ faster than the solver based on stochastic Galerkin [23]. Fig. 3 shows the histograms of the simulated period from our simulator and from Monte Carlo, which are consistent with each other. Note that Monte Carlo is about $507 \times$ slower than our simulator when the similar level of accuracy is required.

C. Extension to MEMS Simulation

The stochastic testing method can be easily extended to simulate MEMS designs. Considering uncertainties, we can describe a MEMS device by a 2nd-order differential equation

$$M \left(\vec{z}(\vec{\xi}, t), \vec{\xi} \right) \frac{d^2 \vec{z}(\vec{\xi}, t)}{dt^2} + D \left(\vec{z}(\vec{\xi}, t), \vec{\xi} \right) \frac{d\vec{z}(\vec{\xi}, t)}{dt} + \vec{f} \left(\vec{z}(\vec{\xi}, t), u(t), \vec{\xi} \right) = 0 \quad (10)$$

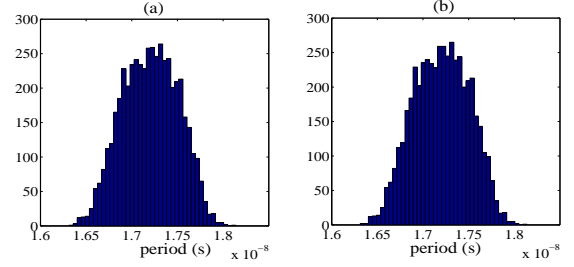


Fig. 3. Distributions of the period: (a) stochastic testing, (b) Monte Carlo.

where $\vec{z} \in \mathbb{R}^n$ denotes displacements and rotations; $u(t)$ denotes the inputs such as voltage sources; $M, D \in \mathbb{R}^{n \times n}$ are the mass matrix and damping coefficient matrix, respectively; \vec{f} denotes the net forces from electrostatic and mechanical forces. This differential equation can be obtained by discretizing a partial differential equation or an integral equation [43], or by using the fast hybrid platform that combines finite-element/boundary-element models with analytical MEMS device models [44]–[46]. First representing $\vec{z}(\vec{\xi}, t)$ by a truncated generalized polynomial-chaos expansion and then forcing the residual of (10) to zero at a set of testing points, we can obtain a coupled deterministic 2nd-order differential equation. This new 2nd-order differential equation can be directly used for stochastic static and modal analysis. For transient analysis, we can convert this 2nd-order differential equation into a 1st-order one which has a similar form with (8), and thus the algorithms in [28]–[30] can be directly used.

III. HIERARCHICAL UNCERTAINTY QUANTIFICATION

This section presents a hierarchical non-Monte Carlo flow for simulating a stochastic system consisting of several blocks. Let us consider Fig. 4, which can be the abstraction of a complex electronic circuit or system (e.g., phase-lock loops) or a design with multi-domain devices (e.g., a chip with both transistors and MEMS). The output of each block (denoted by y_i) depends on a group of low-level random parameters $\xi_i \in \mathbb{R}^{d_i}$, and the output of the whole system \vec{h} is a function of all low-level random parameters. Stochastic analysis for the whole system is a challenging task due to the potentially large problem size and parameter dimensionality. In this paper we assume that \hat{x}_i 's are mutually independent.

A. The Key Idea

Instead of directly simulating the whole system using $\vec{\xi}_i$'s as the random sources, we propose to perform uncertainty quantification in a hierarchical way.

1) *Step 1:* We use our fast stochastic spectral simulator [28], [29] to extract a surrogate model for each block

$$y_i = f_i(\vec{\xi}_i), \text{ with } \vec{\xi}_i \in \mathbb{R}^{d_i}, i = 1, \dots, q. \quad (11)$$

With the surrogate models, y_i can be evaluated very rapidly. Note that other techniques [18], [31], [48] can also be utilized to build surrogate models. For numerical stability, we define

$$\zeta_i = (y_i - a_i)/b_i = \hat{f}_i(\vec{\xi}_i) \quad (12)$$

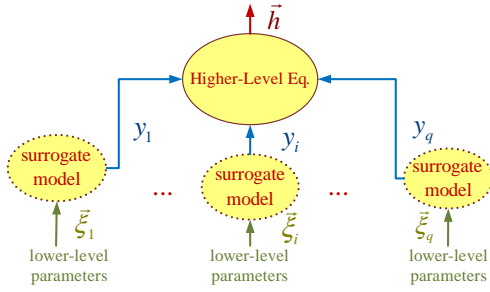


Fig. 4. Demonstration of hierarchical uncertainty quantification [47].

such that ζ_i has a zero mean and unit variance.

2) *Step 2*: By treating ζ_i 's as the new random sources, we compute \bar{h} by solving the system-level equation

$$F(\bar{h}, \vec{\zeta}) = 0, \text{ with } \vec{\zeta} = [\zeta_1, \dots, \zeta_q]. \quad (13)$$

Again, we use the stochastic testing algorithm [28]–[30] to solve efficiently this system-level stochastic problem. Stochastic Galerkin and stochastic collocation can be utilized as well. Note that (13) can be either an algebraic or a differential equation, depending on the specific problems.

B. Numerical Implementation

The main challenge of our hierarchical uncertainty quantification flow lies in Step 2. As shown in Section II, in order to employ stochastic testing, we need the univariate generalized polynomial basis functions and Gauss quadrature rule of ζ_i , which are not readily available. Let $\rho(\zeta_i)$ be the probability density function of ζ_i , then we first construct $p+1$ orthogonal polynomials $\pi_j(\zeta_i)$ via [39]

$$\begin{aligned} \pi_{j+1}(\zeta_i) &= (\zeta_i - \gamma_j) \pi_j(\zeta_i) - \kappa_j \pi_{j-1}(\zeta_i), \\ \pi_{-1}(\zeta_i) &= 0, \quad \pi_0(\zeta_i) = 1, \quad j = 0, \dots, p-1 \end{aligned}$$

with

$$\gamma_j = \frac{\int_{\mathbb{R}} \zeta_i \pi_j^2(\zeta_i) \rho(\zeta_i) d\zeta_i}{\int_{\mathbb{R}} \pi_j^2(\zeta_i) \rho(\zeta_i) d\zeta_i}, \quad \kappa_{j+1} = \frac{\int_{\mathbb{R}} \pi_{j+1}^2(\zeta_i) \rho(\zeta_i) d\zeta_i}{\int_{\mathbb{R}} \pi_j^2(\zeta_i) \rho(\zeta_i) d\zeta_i} \quad (14)$$

and $\kappa_0 = 1$. Here $\pi_j(\zeta_i)$ is a degree- j polynomial with leading coefficient 1. After that, the first $p+1$ basis functions are obtained by normalization:

$$\phi_j(\zeta_i) = \frac{\pi_j(\zeta_i)}{\sqrt{\kappa_0 \kappa_1 \dots \kappa_j}}, \text{ for } j = 0, 1, \dots, p. \quad (15)$$

In order to obtain the Gauss quadrature points and weights for ζ_i , we first form a symmetric tridiagonal matrix $\mathbf{J} \in \mathbb{R}^{(p+1) \times (p+1)}$ with $\mathbf{J}_{j,j} = \gamma_{j-1}$, $\mathbf{J}_{j,j+1} = \mathbf{J}_{j+1,j} = \sqrt{\kappa_j}$ and other elements being zero. Let its eigenvalue decomposition be $\mathbf{J} = \mathbf{U} \Sigma \mathbf{U}^T$, where \mathbf{U} is a unitary matrix, then the j -th quadrature point and weight are $\Sigma_{j,j}$ and $u_{1,j}^2$, respectively [40].

From (14) it becomes obvious that both the basis functions and quadrature points/weights depend on the probability density function of ζ_i . Unfortunately, unlike the bottom-level random parameters ξ_i 's that are well defined by process cards, the intermediate-level random parameter ζ_i does not have a

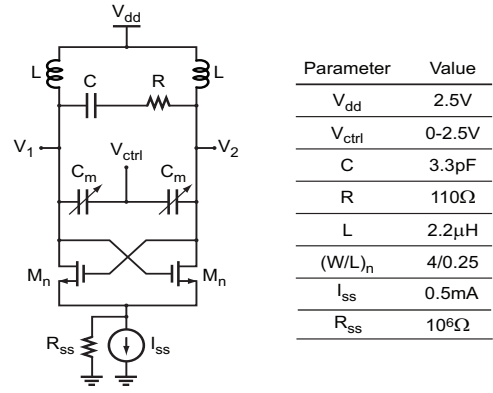


Fig. 5. Schematic of a voltage-control oscillator with MEMS capacitors.

given density function. Therefore, the iteration parameters γ_j and κ_j are not known. In our hierarchical stochastic simulator, this problem is solved as follows:

- When $f_i(\xi_i)$ is smooth enough and ξ_i is of low dimensionality, we compute the integrals in (14) in the parameter space of ξ_i . In this case, the multi-dimensional quadrature rule of ξ_i is utilized to evaluate the integral.
- When $f_i(\xi_i)$ is non-smooth or ξ_i has a high dimensionality, we evaluate this surrogate model at a large number of Monte Carlo samples. After that, the density function of ζ_i can be fitted as a monotone piecewise polynomial or a monotone piecewise rational quadratic function [47]. The special form of the obtained density function allows us to analytically compute γ_j and κ_j . For further details on this approach, we refer the readers to [47].

C. MEMS/IC Co-Design Example

As a demonstration, we consider the voltage-controlled oscillator in Fig. 5. This oscillator has two independent identical MEMS capacitors C_m , the 3-D schematic of which is shown in Fig. 6. Each MEMS capacitor is influenced by four Gaussian-type process and geometric parameters, and the transistor threshold voltage is also influenced by the Gaussian-type temperature variation. Therefore, this circuit has nine random parameters in total. Since it is inefficient to directly solve the coupled stochastic circuit and MEMS equations, our proposed hierarchical stochastic simulator is employed.

1) *Surrogate Model Extraction*: The stochastic testing algorithm has been implemented in the commercial MEMS simulator MEMS+ [49] to solve the stochastic MEMS equation (10). A 3rd-order generalized polynomial-chaos expansion and 35 testing points are used to calculate the displacements, which then provide the capacitance as a surrogate model. Fig. 7 plots the density functions of the MEMS capacitor from our simulator and from Monte Carlo using 1000 samples. The results match perfectly, and our simulator is about 30× faster.

2) *Higher-Level Simulation*: The obtained MEMS capacitor models are normalized as done in (12) (and denoted as ζ_1 and ζ_2). A higher-level equation is constructed, which is the stochastic differential algebraic equation in (1) for

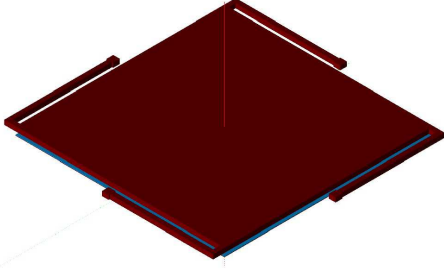


Fig. 6. Schematic of the MEMS capacitor.

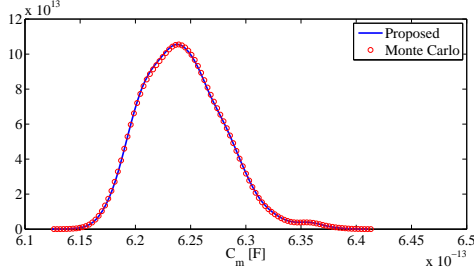


Fig. 7. Computed probability density function of MEMS capacitor C_m .

this example. The constructed basis functions and Gauss quadrature points/weights for ζ_1 are plotted in Fig. 8. The stochastic-testing-based periodic steady-state solver [29] is utilized to solve this higher-level stochastic equation to provide 3rd-order generalized polynomial expansions for all branch currents, nodal voltages and the oscillation period. In Fig. 9, the computed oscillator period from our hierarchical stochastic spectral simulator is compared with that from the hierarchical Monte Carlo approach [31]. Our approach requires only 20 samples and less than 1 minute for the higher-level stochastic simulation, whereas the method in [31] requires 5000 samples to achieve the similar level of accuracy. Therefore, the speedup factor of our technique is about $250\times$.

IV. ANOVA-BASED SPARSE TECHNIQUE

Some circuit and MEMS problems cannot be simulated in a hierarchical way. When such designs have a large number of random parameters, the performance of stochastic spectral methods can significantly degrade, since the number of basis function K is a polynomial function of d . To mitigate the curse of dimensionality in high-dimensional problems, sparsity of the coefficients in generalized polynomial coefficients can be exploited. This section presents a simulation flow that exploits such sparsity using anchored ANOVA (analysis of variance).

A. ANOVA and Anchored ANOVA Decomposition

1) ANOVA: Let $y = g(\vec{\xi})$ be a performance metric of interest smoothly dependent on the independent random parameters $\vec{\xi}$. Given a sample of $\vec{\xi}$, the corresponding output y can be obtained by calling a deterministic circuit or MEMS simulator. With ANOVA decomposition [32], [35], we have

$$y = g(\vec{\xi}) = \sum_{s \subseteq \mathcal{I}} g_s(\vec{\xi}_s), \quad (16)$$

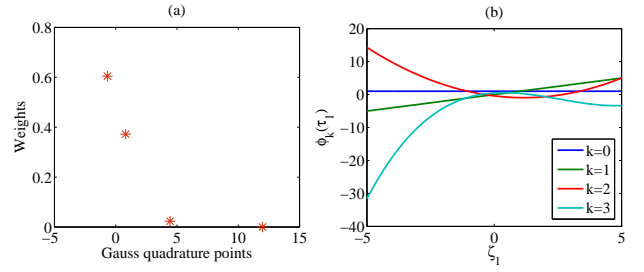


Fig. 8. The computed Gauss quadrature points/weights and basis functions for the intermediate-level parameter ζ_1 .

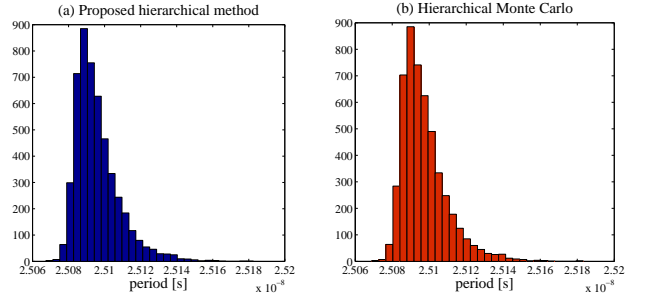


Fig. 9. Histograms of the oscillator period, (a) from our hierarchical stochastic spectral simulator, (b) from hierarchical Monte Carlo [31].

where s is a subset of the full index set $\mathcal{I} = \{1, 2, \dots, d\}$. Let \bar{s} be the complementary set of s such that $s \cup \bar{s} = \mathcal{I}$ and $s \cap \bar{s} = \emptyset$ and $|s|$ be the number of elements in s . When $s = \{i_1, \dots, i_{|s|}\} \neq \emptyset$, we set $\Omega_s = \Omega_{i_1} \otimes \dots \otimes \Omega_{i_{|s|}}$, $\vec{\xi}_s = [\xi_{i_1}, \dots, \xi_{i_{|s|}}] \in \Omega_s$ and have the Lebesgue measure

$$d\mu(\vec{\xi}_s) = \prod_{k \in \bar{s}} (\rho_k(\xi_k) d\xi_k). \quad (17)$$

Then, $g_s(\vec{\xi}_s)$ in ANOVA decomposition (16) is defined recursively by the following formula

$$g_s(\vec{\xi}_s) = \begin{cases} \mathbb{E}(g(\vec{\xi})) = \int_{\Omega} g(\vec{\xi}) d\mu(\vec{\xi}) = g_0, & \text{if } s = \emptyset \\ \hat{g}_s(\vec{\xi}_s) - \sum_{t \subsetneq s} g_t(\vec{\xi}_t), & \text{if } s \neq \emptyset. \end{cases} \quad (18)$$

Here $\hat{g}_s(\vec{\xi}_s) = \int_{\Omega_{\bar{s}}} g(\vec{\xi}) d\mu(\vec{\xi}_{\bar{s}})$, and the integration is computed for all elements except those in $\vec{\xi}_s$. From (18), we have the following intuitive results:

- g_0 is a constant term;
- if $s = \{j\}$, then $\hat{g}_s(\vec{\xi}_s) = \hat{g}_{\{j\}}(\xi_j)$, $g_s(\vec{\xi}_s) = g_{\{j\}}(\xi_j) = \hat{g}_{\{j\}}(\xi_j) - g_0$;
- if $s = \{j, k\}$ and $j < k$, then $\hat{g}_s(\vec{\xi}_s) = \hat{g}_{\{j, k\}}(\xi_j, \xi_k)$ and $g_s(\vec{\xi}_s) = \hat{g}_{\{j, k\}}(\xi_j, \xi_k) - g_{\{j\}}(\xi_j) - g_{\{k\}}(\xi_k) - g_0$;
- both $\hat{g}_s(\vec{\xi}_s)$ and $g_s(\vec{\xi}_s)$ are $|s|$ -variable functions, and the decomposition (16) has 2^d terms in total.

Since all terms in the ANOVA decomposition are mutually orthogonal [32], [35], we have

$$\text{Var}(g(\vec{\xi})) = \sum_{s \subseteq \mathcal{I}} \text{Var}(g_s(\vec{\xi}_s)) \quad (19)$$

where $\text{Var}(\bullet)$ denotes the variance over the whole parameter space Ω . What makes ANOVA practically useful is that for many engineering problems, $g(\vec{\xi})$ is mainly influenced by the terms that depend only on a small number of variables, and thus it can be well approximated by a truncated ANOVA decomposition

$$g(\vec{\xi}) \approx \sum_{|s| \leq m} g_s(\vec{\xi}_s), \quad s \subseteq \mathcal{I} \quad (20)$$

where $m \ll d$ is called the **effective dimension**. Unfortunately, it is still difficult to obtain the truncated ANOVA decomposition due to the high-dimensional integrals in (18).

2) *Anchored ANOVA*: In order to avoid the expensive multidimensional integrals, [35] has proposed an efficient algorithm which is called anchored ANOVA in [33], [36], [37]. Assuming that ξ_k 's have standard uniform distributions, anchored ANOVA first chooses a deterministic point called anchored point $\vec{q} = [q_1, \dots, q_d] \in [0, 1]^d$, and then replaces the Lebesgue measure with the Dirac measure

$$d\mu(\vec{\xi}_{\bar{s}}) = \prod_{k \in \bar{s}} (\delta(\xi_k - q_k) d\xi_k). \quad (21)$$

As a result, $g_0 = g(\vec{q})$, and

$$\hat{g}_s(\vec{\xi}_s) = g(\vec{\xi}_s), \quad \text{with } \tilde{\xi}_k = \begin{cases} q_k, & \text{if } k \in \bar{s} \\ \xi_k, & \text{otherwise.} \end{cases} \quad (22)$$

Anchored ANOVA was further extended to Gaussian random parameters in [36]. In [33], [37], this algorithm was combined with stochastic collocation to efficiently solve high-dimensional stochastic partial differential equations, where the index s was selected adaptively.

B. Anchored ANOVA for Stochastic Circuit Problems

In many circuit and MEMS problems, the process variations can be non-uniform and non-Gaussian. We show that anchored ANOVA can be applied to such more general cases.

Observation: The anchored ANOVA in [35] can be applied if $\rho_k(\xi_k) > 0$ for any $\xi_k \in \Omega_k$.

Proof: Let u_k denote the cumulative density function for ξ_k , then u_k can be treated as a random variable uniformly distributed on $[0, 1]$. Since $\rho_k(\xi_k) > 0$ for any $\xi_k \in \Omega_k$, there exists $\xi_k = \lambda_k(u_k)$. Therefore, $g(\xi_1, \dots, \xi_d) = g(\lambda_1(u_1), \dots, \lambda_d(u_d)) = \psi(\vec{u})$ with $\vec{u} = [u_1, \dots, u_d]$. Following (22), we have

$$\hat{\psi}_s(\vec{u}_s) = \psi(\vec{u}_s), \quad \text{with } \tilde{u}_k = \begin{cases} p_k, & \text{if } k \in \bar{s} \\ u_k, & \text{otherwise,} \end{cases} \quad (23)$$

where $\vec{p} = [p_1, \dots, p_d]$ is the anchor point for \vec{u} . The above result can be rewritten as

$$\hat{g}_s(\vec{\xi}_s) = g(\vec{\xi}_s), \quad \text{with } \tilde{\xi}_k = \begin{cases} \lambda_k(q_k), & \text{if } k \in \bar{s} \\ \lambda_k(\xi_k), & \text{otherwise,} \end{cases} \quad (24)$$

from which we can obtain $g_s(\vec{\xi}_s)$ defined in (18). Consequently, the decomposition for $g(\vec{\xi})$ can be obtained by using $\vec{q} = [\lambda_1(p_1), \dots, \lambda_d(p_d)]$ as an anchor point of $\vec{\xi}$. ■

Algorithm 1 Stochastic Testing Circuit Simulator Based on Anchored ANOVA.

- 1: Initialize \mathcal{S}_k 's and set $\beta = 0$;
 - 2: At the anchor point, run a deterministic SPICE simulation to obtain g_0 , and set $y = g_0$;
 - 3: **for** $k = 1, \dots, m$ **do**
 - 4: **for each** $s \in \mathcal{S}_k$ **do**
 - 5: run stochastic testing simulator to get the generalized polynomial-chaos expansion of $\hat{g}_s(\vec{\xi}_s)$;
 - 6: get the generalized polynomial-chaos expansion of $g_s(\vec{\xi}_s)$ according to (18);
 - 7: update $\beta = \beta + \text{Var}(g_s(\vec{\xi}_s))$;
 - 8: update $y = y + g_s(\vec{\xi}_s)$;
 - 9: **end for**
 - 10: **for each** $s \in \mathcal{S}_k$ **do**
 - 11: $\theta_s = \text{Var}(g_s(\vec{\xi}_s)) / \beta$;
 - 12: **if** $\theta_s < \sigma$
 - 13: for any index set $s' \in \mathcal{S}_j$ with $j > k$, remove s' from \mathcal{S}_j if $s \subset s'$.
 - 14: **end if**
 - 15: **end for**
 - 16: **end for**
-

For a given effective dimension $m \ll d$, let

$$\mathcal{S}_k = \{s | s \subseteq \mathcal{I}, |s| = k\}, \quad k = 1, \dots, m \quad (25)$$

contain the initialized index sets for all k -variate terms in the ANOVA decomposition. Given an anchor point \vec{q} and a threshold σ , our adaptive ANOVA-based stochastic circuit simulation is summarized in Algorithm 1. The index set for each level is selected adaptively. As shown in Lines 10 to 15, if a term $g_s(\vec{\xi}_s)$ has a small variance, then any term whose index set includes s as a strict subset will be ignored. All univariate terms in ANOVA (i.e., $|s| = 1$) are kept. Let the final size of \mathcal{S}_k be n_k and the total polynomial order in the stochastic testing simulator be p , then the total number of samples used in Algorithm 1 is

$$N = 1 + \sum_{k=1}^m n_k \frac{(k+p)!}{k!p!}. \quad (26)$$

For most circuit problems, setting the effective dimension as 2 or 3 can achieve a high accuracy due to the weak couplings among different random parameters. For many cases, the univariate terms in ANOVA decomposition dominate the output of interest, leading to a near-linear complexity with respect to the parameter dimensionality d .

C. Global Sensitivity Analysis

Algorithm 1 provides a sparse generalized polynomial-chaos expansion $y = \sum_{|\vec{\alpha}| \leq p} y_{\vec{\alpha}} H_{\vec{\alpha}}(\vec{\xi})$. From this result, we can identify how much each parameter contributes to the output by global sensitivity analysis. Two kinds of sensitivity information can

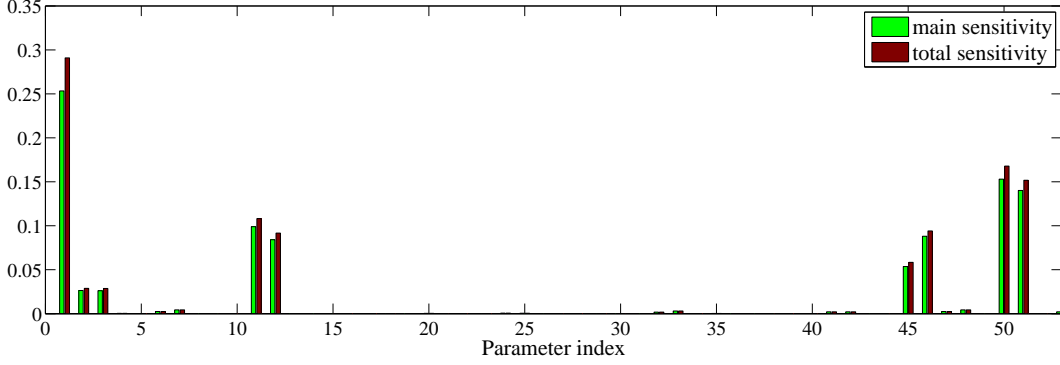


Fig. 11. Global sensitivity for the CMOS folded-cascode operational amplifier.

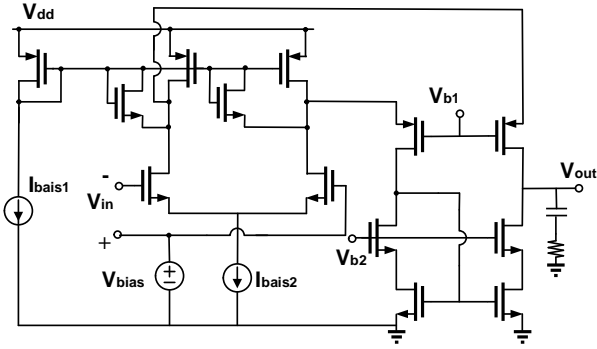


Fig. 10. The schematic of a CMOS folded-cascode operational amplifier.

be used to measure the importance of parameter ξ_k : the main sensitivity S_k and total sensitivity T_k , as computed below:

$$S_k = \frac{\sum_{\alpha_k \neq 0, \alpha_j \neq k=0} |y_{\bar{\alpha}}|^2}{\text{Var}(y)}, \quad T_k = \frac{\sum_{\alpha_k \neq 0} |y_{\bar{\alpha}}|^2}{\text{Var}(y)}. \quad (27)$$

D. Circuit Simulation Example

Consider the CMOS folded-cascode operational amplifier shown in Fig. 10. This circuit has 53 random parameters describing the device-level uncertainties (variations of temperature, threshold voltage, gate oxide thickness, channel length and width). We set $p=3$, $m=3$ and $\sigma=0.01$ for this example, aiming to extract a generalized polynomial chaos expansion for the static voltage of V_{out} (other quality of interest such as DC gain and total harmonic distortion can also be extracted). Directly using stochastic testing requires 27720 samples, which is too expensive on a regular workstation. Using the ANOVA-based sparse simulator, only 90 terms are needed to achieve a similar accuracy with Monte Carlo using 5000 samples: besides the constant term, only 53 univariate terms and 36 bivariate terms are computed, and no 3-variable terms are required. Our simulator uses 573 samples and less than 1-min CPU time to obtain a sparse generalized polynomial-chaos expansion with only 267 non-zero coefficients. Note that the full truncated anchored ANOVA requires 24858 terms and 482513 samples, which costs 842 \times more than our simulator.

Fig. 11 shows the computed main sensitivity and total sensitivity resulting from all device-level random parameters. Clearly, the uncertainty of the output is dominated by only a few number of device-level variations. The indices of the five device-level variations that contribute most to the output variation are 1, 50, 51, 11 and 46.

V. CONCLUSION

This paper has demonstrated a fast stochastic circuit simulator for integrated circuits and MEMS. This simulator can provide 100 \times to 1000 \times speedup over Monte Carlo when the parameter dimensionality is not high. Based on this simulator, a hierarchical stochastic spectral simulation flow has been developed. This hierarchical simulator has been tested by an oscillator with MEMS capacitors, showing high accuracy and a promising 250 \times speedup over hierarchical Monte Carlo. For integrated circuits with high parameter dimensionality, a sparsity-aware simulator has been further developed based on anchored ANOVA. This simulator has an almost linear complexity when the couplings among different parameters are weak and a small number of parameters dominate the output of interest. This simulator has been successfully applied to extract the sparse generalized polynomial-chaos expansion of a CMOS amplifier with over 50 random parameters, at the cost of less than 1-minute CPU time. Based on the obtained results, global sensitivity has been analyzed to identify which parameters affect the output voltage the most.

ACKNOWLEDGMENT

This work was supported by the MIT-SkoTech Collaborative Program and the MIT-Rocca Seed Fund. Elfadel's work was also supported by SRC under the MEES I, MEES II, and ACE⁴S programs, and by ATIC under the TwinLab program. Z. Zhang would like to thank Coventor Inc. for providing the MEMS capacitor example and the MEMS+ license.

REFERENCES

- [1] D. S. Boning, "Variation," *IEEE Trans. Semicond. Manuf.*, vol. 21, no. 1, pp. 63–71, Feb 2008.
- [2] S. R. Nassif, "Modeling and analysis of manufacturing variations," in *Proc. Int. Conf. Custom Integrated Circuits*, Sept. 2001, pp. 223 – 228.

- [3] S. Weinzierl, "Introduction to Monte Carlo methods," NIKHEF, Theory Group, The Netherlands, Tech. Rep. NIKHEF-00-012, 2000.
- [4] A. Singhee and R. A. Rutenbar, "Why Quasi-Monte Carlo is better than Monte Carlo or Latin hypercube sampling for statistical circuit analysis," *IEEE Trans. CAD Integr. Circuits Syst.*, vol. 29, no. 11, pp. 1763–1776, Nov. 2010.
- [5] R. Ghanem and P. Spanos, *Stochastic finite elements: a spectral approach*. Springer-Verlag, 1991.
- [6] D. Xiu, *Numerical Methods for Stochastic Computations: A Spectral Method Approach*. Princeton University Press, 2010.
- [7] O. Le Maitre and O. Knio, *Spectral methods for uncertainty quantification: with application to computational fluid dynamics*. Springer, 2010.
- [8] D. Xiu and G. E. Karniadakis, "The Wiener-Askey polynomial chaos for stochastic differential equations," *SIAM J. Sci. Comp.*, vol. 24, no. 2, pp. 619–644, Feb 2002.
- [9] D. Xiu, "Fast numerical methods for stochastic computations: A review," *Comm. in Comput. Physics*, vol. 5, no. 2-4, pp. 242–272, Feb. 2009.
- [10] N. Wiener, "The homogeneous chaos," *American J. Math.*, vol. 60, no. 4, pp. 897–936, Oct 1938.
- [11] D. Xiu and J. S. Hesthaven, "High-order collocation methods for differential equations with random inputs," *SIAM J. Sci. Comp.*, vol. 27, no. 3, pp. 1118–1139, Mar 2005.
- [12] I. Babuška, F. Nobile, and R. Tempone, "A stochastic collocation method for elliptic partial differential equations with random input data," *SIAM J. Numer. Anal.*, vol. 45, no. 3, pp. 1005–1034, Mar 2007.
- [13] F. Nobile, R. Tempone, and C. G. Webster, "A sparse grid stochastic collocation method for partial differential equations with random input data," *SIAM J. Numer. Anal.*, vol. 46, no. 5, pp. 2309–2345, May 2008.
- [14] T. Moselhy and L. Daniel, "Stochastic integral equation solver for efficient variation aware interconnect extraction," in *Proc. Design Auto. Conf.*, Jun. 2008, pp. 415–420.
- [15] —, "Variation-aware stochastic extraction with large parameter dimensionality: Review and comparison of state of the art intrusive and non-intrusive techniques," in *Proc. Intl. Symp. Qual. Electr. Design*, Mar. 2011, pp. 14–16.
- [16] I. S. Stievano, P. Manfredi, and F. G. Canavero, "Parameters variability effects on multiconductor interconnects via hermite polynomial chaos," *IEEE Trans. Compon., Packag., Manuf. Tech.*, vol. 1, no. 8, pp. 1234–1239, Aug. 2011.
- [17] J. Wang, P. Ghanta, and S. Vrudhula, "Stochastic analysis of interconnect performance in the presence of process variations," in *Proc. Design Auto. Conf.*, 2004, pp. 880–886.
- [18] P. Sumant, H. Wu, A. Cangellaris, and N. R. Aluru, "Reduced-order models of finite element approximations of electromagnetic devices exhibiting statistical variability," *IEEE Trans. Antenn. Propag.*, vol. 60, no. 1, pp. 301–309, Jan. 2012.
- [19] R. S. Edwards, A. C. Marvin, and S. J. Porter, "Uncertainty analyses in the finite-difference time-domain method," *IEEE Trans. Electromagn. Compact.*, vol. 52, no. 1, pp. 155–163, Feb. 2010.
- [20] A. C. M. Austin and C. D. Sarris, "Efficient analysis of geometrical uncertainty in the FDTD method using polynomial chaos with application to microwave circuits," *IEEE Trans. Microwave Theory Tech.*, vol. 61, no. 12, pp. 4293–4301, Dec. 2013.
- [21] K. Strunz and Q. Su, "Stochastic formulation of SPICE-type electronic circuit simulation with polynomial chaos," *ACM Trans. Modeling and Computer Simulation*, vol. 18, no. 4, pp. 15:1–15:23, Sep 2008.
- [22] J. Tao, X. Zeng, W. Cai, Y. Su, D. Zhou, and C. Chiang, "Stochastic sparse-grid collocation algorithm (SSCA) for periodic steady-state analysis of nonlinear system with process variations," in *Proc. Asia South Pacific Design Auto. Conf.*, 2007, pp. 474–479.
- [23] R. Pulch, "Modelling and simulation of autonomous oscillators with random parameters," *Math. Comput. Simul.*, vol. 81, no. 6, pp. 1128–1143, Feb 2011.
- [24] —, "Polynomial chaos for multirate partial differential algebraic equations with random parameters," *Appl. Numer. Math.*, vol. 59, no. 10, pp. 2610–2624, Oct 2009.
- [25] N. Agarwal and N. R. Aluru, "A stochastic Lagrangian approach for geometrical uncertainties in electrostatics," *J. Comput. Physics*, vol. 226, no. 1, pp. 156–179, Sep 2007.
- [26] —, "Stochastic analysis of electrostatic MEMS subjected to parameter variations," *J. Microelectromech. Syst.*, vol. 18, no. 6, pp. 1454–1468, Dec. 2009.
- [27] F. A. Boloni, A. Benabou, and A. Tounzi, "Stochastic modeling of the pull-in voltage in a MEMS beam structure," *IEEE Trans. Magnetics*, vol. 47, no. 5, pp. 974–977, May 2011.
- [28] Z. Zhang, T. A. El-Moselhy, I. A. M. Elfadel, and L. Daniel, "Stochastic testing method for transistor-level uncertainty quantification based on generalized polynomial chaos," *IEEE Trans. CAD Integr. Circuits Syst.*, vol. 32, no. 10, pp. 1533–1545, Oct 2013.
- [29] Z. Zhang, T. A. El-Moselhy, P. Maffezzoni, I. A. M. Elfadel, and L. Daniel, "Efficient uncertainty quantification for the periodic steady state of forced and autonomous circuits," *IEEE Trans. Circuits Syst. II: Exp. Briefs*, vol. 60, no. 10, pp. 687–691, Oct. 2013.
- [30] Z. Zhang, I. M. Elfadel, and L. Daniel, "Uncertainty quantification for integrated circuits: Stochastic spectral methods," in *Proc. Int. Conf. Computer-Aided Design*. San Jose, CA, Nov. 2013, pp. 803 – 810.
- [31] E. Felt, S. Zanella, C. Guardiani, and A. Sangiovanni-Vincentelli, "Hierarchical statistical characterization of mixed-signal circuits using behavioral modeling," in *Proc. Int. Conf. Computer-Aided Design*. Washington, DC, Nov 1996, pp. 374–380.
- [32] I. M. Sobol, "Global sensitivity indices for nonlinear mathematical models and their Monte Carlo estimates," *Math. Comput. in Simulation*, vol. 55, no. 1-3, pp. 271–280, Feb 2001.
- [33] X. Yang, M. Choi, G. Lin, and G. E. Karniadakis, "Adaptive ANOVA decomposition of stochastic incompressible and compressible flows," *J. Comput. Phys.*, vol. 231, no. 4, pp. 1587–1614, Feb 2012.
- [34] X. Ma and N. Zabaras, "An adaptive high-dimensional stochastic model representation technique for the solution of stochastic partial differential equations," *J. Comput. Phys.*, vol. 229, no. 10, pp. 3884–3915, May 2010.
- [35] H. Rabitz and O. F. Alis, "General foundations of high-dimensional model representations," *J. Math. Chem.*, vol. 25, no. 2-3, pp. 197–233, 1999.
- [36] M. Griebel and M. Holtz, "An adaptive high-dimensional stochastic model representation technique for the solution of stochastic partial differential equations," *J. Compl.*, vol. 26, no. 5, pp. 455–489, Oct 2010.
- [37] Z. Zhang, M. Choi, and G. E. Karniadakis, "Error estimates for the ANOVA method with polynomial chaos interpolation: tensor product functions," *SIAM J. Sci. Comput.*, vol. 34, no. 2, pp. A1165–A1186, 2012.
- [38] C.-W. Ho, A. Ruehli, and P. Brennan, "The modified nodal approach to network analysis," *IEEE Trans. Circuits Syst.*, vol. CAS-22, no. 6, pp. 504–509, Jun. 1975.
- [39] W. Gautschi, "On generating orthogonal polynomials," *SIAM J. Sci. Stat. Comput.*, vol. 3, no. 3, pp. 289–317, Sept. 1982.
- [40] G. H. Golub and J. H. Welsch, "Calculation of gauss quadrature rules," *Math. Comp.*, vol. 23, pp. 221–230, 1969.
- [41] C. W. Clenshaw and A. R. Curtis, "A method for numerical integration on an automatic computer," *Numer. Math.*, vol. 2, pp. 197–205, 1960.
- [42] L. N. Trefethen, "Is Gauss quadrature better than Clenshaw-Curtis?" *SIAM Review*, vol. 50, no. 1, pp. 67–87, Feb 2008.
- [43] S. Senturia, N. Aluru, and J. White, "Simulating the behavior of MEMS devices: Computational 3-D structures," pp. 30–43, Jan.-Mar. 1997.
- [44] M. Kamon, S. Maity, D. DeReus, Z. Zhang, S. Cunningham, S. Kim, J. McKillop, A. Morris, G. Lorenz, and L. Daniel, "New simulation and experimental methodology for analyzing pull-in and release in MEMS switches," in *Proc. Solid-State Sensors, Actuators and Microsyst. Conf.*, Jun. 2013.
- [45] G. Schröpfer, G. Lorenz, S. Rouvillois, and S. Breit, "Novel 3D modeling methods for virtual fabrication and EDA compatible design of MEMS via parametric libraries," *J. Micromech. Microeng.*, vol. 20, no. 6, pp. 064 003:1–15, Jun. 2010.
- [46] Z. Zhang, M. Kamon, and L. Daniel, "Continuation-based pull-in and lift-off simulation algorithms for microelectromechanical devices," *J. Microelectromech. Syst.*, vol. 23, no. 3, 2014.
- [47] Z. Zhang, T. A. El-Moselhy, I. M. Elfadel, and L. Daniel, "Calculation of generalized polynomial-chaos basis functions and Gauss quadrature rules in hierarchical uncertainty quantification," *IEEE Trans. CAD Integr. Circuits Syst.*, vol. 33, no. 5, pp. 728–740, May 2014.
- [48] X. Li, "Finding deterministic solution from underdetermined equation: large-scale performance modeling of analog/RF circuits," *IEEE Trans. CAD Integr. Circuits Syst.*, vol. 29, no. 11, pp. 1661–1668, Nov 2011.
- [49] "MEMS+ user's manual," Coventor, Inc.