

TOPOLOGY OF RANDOM GEOMETRIC COMPLEXES: A SURVEY

OMER BOBROWSKI AND MATTHEW KAHLE

1. INTRODUCTION

In this expository article, we survey the rapidly emerging area of random geometric simplicial complexes. Random simplicial complexes may be viewed as higher-dimensional generalizations of random graphs. Perhaps the most studied model of random graph is the Erdős–Rényi model $\mathcal{G}(n, p)$, where every edge appears independently with probability p . Textbooks overviewing this subject include those by Bollobás [12] and Janson, Luczak, and Rucinski [29]. Simplicial complex analogues of $\mathcal{G}(n, p)$ and their topological properties have been the subject of a lot of activity in recent years. See for example [34], [37], [4], [31], and the references in the survey article [32].

For certain applications, however, and especially for modeling real-world networks such as social networks, the edge-independent model $\mathcal{G}(n, p)$ is not considered to be particularly realistic. For example, we might expect in a social network that if we know that X is friends with Y and Z , then it becomes much more likely than it would be otherwise that Y is friends with Z .

Many other models of random graphs have been studied in recent years, and one family of models that has received a lot of attention is the random geometric graphs—see Penrose’s monograph [43] for an overview. The random geometric graph $\mathcal{G}(n, r)$ is made by choosing n points independently and identically distributed (i.i.d.), according to a probability measure on Euclidean space \mathbb{R}^d (or any other metric space), and these points correspond to the vertices of the graph. Two vertices x and y are connected by an edge if and only if the distance between x and y satisfies $d(x, y) < r$. Since one is usually interested in asymptotic properties as $n \rightarrow \infty$, we usually think of the threshold distance r as a function of n .

This is a very general setup, and many variations on this basic model have been studied. The most closely related model to the n points i.i.d. model is a geometric graph on a Poisson point process with expected number of points n . A Poisson point

Date: September 17, 2014.

O.B. gratefully acknowledges the support of AFOSR: FA9550-10-1-0436, and NSF DMS-1127914. M.K. gratefully acknowledges support from DARPA grant #N66001-12-1-4226, the Institute for Mathematics and its Applications, and the Alfred P. Sloan Foundation.

process replaces the independence of points with spatial independence. There is a lot of technology available for transferring theorems between these two models. See, for example, Section 1.7 of [43]. One might also consider more general point processes than Poisson. Recently Yogeshwaran and Adler [45] studied random geometric graphs and complexes over more general stationary point processes. This family includes certain attractive and repulsive point processes, as well as stationary determinantal processes. In addition, we can consider random geometric graphs in metric measure spaces, such as Riemannian manifolds equipped with probability measures. The topological and geometric properties of such graphs (and their higher-dimensional analogues) were recently studied in [9].

There are several natural ways of extending a geometric graph to a simplicial complex, in particular the Čech complex and the Vietoris–Rips complex, whose definitions we review in Section 2. Our interest in the topology of random geometric complexes will be mostly confined to their homology. Briefly, if X is a topological space, its degree i -homology, denoted by $H_i(X)$ is a vector space. The dimension $\dim H_0(X)$ the number of connected components of X , and for $i > 0$, $H_i(X)$ contains information about i -dimensional ‘holes’.

One motivation for studying the topological features random geometric complexes comes from topological data analysis (TDA). In TDA one builds a simplicial complex (or filtered simplicial complex) on data, and infers qualitative features of the data from homology (or persistent homology) of the point cloud. Studying the topology of random geometric complexes is related to developing probabilistic null hypothesis for topological statistics. We discuss this further in Section 8. The seminal work by Niyogi–Smale–Weinberger [42, 41], introduced a probabilistic analysis to homology recovery algorithms. This was further extended in [5, 20, 9, 10]. For surveys of persistent homology in topological data analysis, see Carlsson [17] and Ghrist [24].

Studying the limiting behavior of random geometric complexes, the first observation we make is that there exist three main regimes for which the limiting properties of the complexes are significantly different. The term that controls the limiting behavior is nr^d , which can be thought of as the average number of points in a ball of radius r (up to a constant).

The subcritical (sometimes called ‘sparse’ or ‘dust’) regime, is when $nr^d \rightarrow 0$. In this regime the geometric complex is highly disconnected, and this is where homology first appears.

The critical regime (sometimes called ‘the thermodynamic regime’) is when $nr^d \rightarrow \lambda \in (0, \infty)$. Here, the dimension of homology reaches its peak linear growth,

and this is also where percolation occurs (the formation of a ‘giant’ component) — see the discussion in Section 3.2.

Finally, in the super-critical regime we have $nr^d \rightarrow \infty$. In this regime it is known that the number of components slowly decays, until we reach the connectivity threshold. An analogous process occurs for higher homology — cycles get filled, until eventually every i -cycle is a boundary and homology H_i vanishes. But in contrast, for higher homology $i \geq 1$ there is another phase transition where homology H_i first appears.

The rest of this survey is structured as follows. In Section 2 we present the concepts and notation that will be used later. Section 3 quickly reviews classical results about the connectivity of random geometric graphs for completeness. Section 4 presents a summary of the main results known to date about the limiting behavior of the homology of random geometric complexes. In Section 5 we review an alternative approach to study the homology of random Čech complexes using Morse theory for the distance function. Sections 6 and 7 review two extensions to the results in Section 4 - one for compact manifolds and the other for stationary point processes. In section 8 we discuss work in progress that studies the persistent homology generated by random geometric complexes. Finally, in Section 9 we present a list of open problems and future work in this area.

2. PRELIMINARIES

In this section we wish to briefly introduce the concepts and notation that will be used throughout this survey.

2.1. Random geometric complexes. The geometric complexes we will be studying are the Čech and the Vietoris-Rips complexes, defined as follows.

Definition 2.1 (Čech complex). Let $\mathcal{X} = \{x_1, x_2, \dots, x_n\}$ be a collection of points in \mathbb{R}^d , and let $r > 0$. The Čech complex $\mathcal{C}(\mathcal{X}, r)$ is constructed as follows:

- (1) The 0-simplices (vertices) are the points in \mathcal{X} .
- (2) A k -simplex $[x_{i_0}, \dots, x_{i_k}]$ is in $\mathcal{C}(\mathcal{X}, r)$ if $\bigcap_{j=0}^k B_{r/2}(x_{i_j}) \neq \emptyset$.

Definition 2.2 (Vietoris-Rips complex). Let $\mathcal{X} = \{x_1, x_2, \dots, x_n\}$ be a collection of points in \mathbb{R}^d , and let $r > 0$. The Vietoris-Rips complex $\mathcal{R}(\mathcal{X}, r)$ is constructed as follows:

- (1) The 0-simplices (vertices) are the points in \mathcal{X} .
- (2) A k -simplex $[x_{i_0}, \dots, x_{i_k}]$ is in $\mathcal{R}(\mathcal{X}, r)$ if $\|x_{i_j} - x_{i_l}\| \leq r$ for all $0 \leq j, l \leq k$.

Figure 1 shows an example for the Čech and Rips complexes constructed from the same set of points and the same radius r , and highlights the difference between

them. As mentioned above, our interest in these complexes will be mostly focused on their homology which is introduced in the next section.

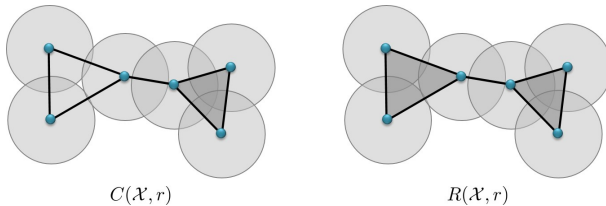


FIGURE 1. On the left - the Čech complex $C(\mathcal{X}, r)$, on the right - the Rips complex $R(\mathcal{X}, r)$ with the same set of vertices and the same radius. We see that the three left-most balls do not have a common intersection and therefore do not generate a 2-dimensional face in the Čech complex. However, since all the pairwise intersections occur, the Rips complex does include the corresponding face.

2.2. Homology. We wish to introduce the concept of homology here in an intuitive rather than a rigorous way. For a comprehensive introduction to homology, see [28, 40]. Let X be a topological space. The *homology* of X is a set of abelian groups $\{H_i(X)\}_{i=0}^\infty$, which are topological invariants of X .

In this paper we consider homology with coefficients in a field \mathbb{F} , in this case $H_i(X)$ is actually a vector space. The zeroth homology $H_0(X)$ is generated by elements that represent connected components of X . For example, if X has three connected components, then $H_0(X) \cong \mathbb{F} \oplus \mathbb{F} \oplus \mathbb{F}$ (here \cong denotes group isomorphism), and each of the three generators corresponds to a different connected component of X . For $i \geq 1$, the i -th homology $H_i(X)$ is generated by elements representing i -dimensional “holes” or “cycles” in X . An intuitive way to think about a i -dimensional hole is as the result of taking the boundary of a $(i + 1)$ -dimensional body. For example, if X a circle then $H_1(X) \cong \mathbb{F}$, if X is a 2-dimensional sphere then $H_2(X) \cong \mathbb{F}$, and in general if X is a n -dimensional sphere, then

$$H_i(X) \cong \begin{cases} \mathbb{F} & i = 0, n \\ \{0\} & \text{otherwise.} \end{cases}$$

For another example, consider the 2-dimensional torus T . The torus has a single connected component, therefore $H_0(T) \cong \mathbb{F}$, and a single 2-dimensional hole (the void inside the surface) implying that $H_2(T) \cong \mathbb{F}$. As for 1-cycles (or closed loops) the torus has two linearly independent loops therefore $H_1(T) \cong \mathbb{F} \oplus \mathbb{F}$.

The dimension of the i -th homology group is called the i th *Betti number*, denoted by $\beta_i(X) \triangleq \dim(H_i(X))$. The Betti numbers of a random Čech complex are illustrated in Figure 2.

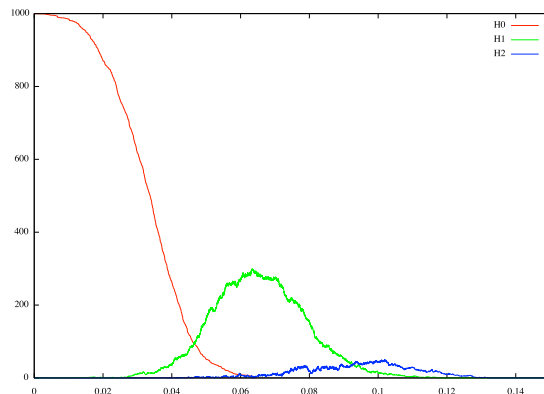


FIGURE 2. The Betti numbers of a random Čech complex on $n = 1000$ points versus the radius r . Computation and image courtesy of Dmitriy Morozov and his Dionysus library [39].

2.3. Point processes. Most of the results on random geometric complexes focus on two very similar point processes. In both cases we start with a probability density function $f : \mathbb{R}^d \rightarrow \mathbb{R}$, which we always assume to be measurable and bounded.

- **The binomial process:**

$\mathcal{X}_n = \{X_1, X_2, \dots, X_n\}$ is a set of i.i.d. (independent and identically distributed) random variables in \mathbb{R}^d generated by the density function f .

- **The Poisson process:**

\mathcal{P}_n is a spatial Poisson process in \mathbb{R}^d with intensity function $\mu = nf$. The distribution of \mathcal{P}_n satisfies the following properties:

- (1) For every compact set $A \subset \mathbb{R}^d$ we have $|\mathcal{P}_n \cap A| \sim \text{Poisson}(\mu(A))$, where $\mu(A) = \int_A \mu(x) dx$.
- (2) For every two disjoint sets $A, B \subset \mathbb{R}^d$, we have that $|\mathcal{P}_n \cap A|$ and $|\mathcal{P}_n \cap B|$ are independent.

This process is also known as the ‘Boolean model’.

Note $|\mathcal{P}_n| \sim \text{Poisson}(n)$, so that $\mathbb{E}\{|\mathcal{P}_n|\} = n$. In addition, given that $|\mathcal{P}_n| = M$, the process \mathcal{P}_n consists of M i.i.d. points distributed according to the density function f . Thus, the two processes \mathcal{X}_n and \mathcal{P}_n are very similar. In the following we will state most of the results in terms of the binomial process \mathcal{X}_n . Unless otherwise stated, the same results apply to the Poisson process \mathcal{P}_n .

In the following we will use the notation $\mathcal{C}(n, r) := \mathcal{C}(\mathcal{X}_n, r)$, and $\mathcal{R}(n, r) := \mathcal{R}(\mathcal{X}_n, r)$ to state the results about the Čech and Vietoris–Rips complexes generated by the binomial process. Consequently, $\beta_i(n, r)$ will represent the i -th Betti number for either $\mathcal{C}(n, r)$ or $\mathcal{R}(n, r)$ (which will be clear from the context). In most case

we will be interested in the limiting behavior of these complexes as $n \rightarrow \infty$ and simultaneously $r = r(n) \rightarrow 0$.

2.4. Convergence of sequences of random variables. Probability theory uses a number of different notions of convergence. Below we define the ones used in this survey.

Let X_1, X_2, \dots be a sequence of real valued random variables, with the cumulative distribution function of X_n given by

$$F_n(x) = \mathbb{P}(X_n \leq x),$$

and let X be a random variable with a cumulative distribution function F .

Definition 2.3. X_n converges *in distribution*, or *in law* to X , denoted by $X_n \xrightarrow{\mathcal{L}} X$, if

$$\lim_{n \rightarrow \infty} F_n(x) = F(x)$$

for every $x \in \mathbb{R}$ at which $F(x)$ is continuous.

This type of convergence is also sometimes referred to as ‘weak convergence’.

Definition 2.4. X_n converges in L^p to X , denoted by $X_n \xrightarrow{L^p} X$, if

$$\mathbb{E} \{|X_n - X|^p\} \rightarrow 0.$$

We will mostly use the case $p = 2$.

Definition 2.5. X_n converges to X *almost surely*, denoted by $X_n \xrightarrow{a.s.} X$, if

$$\mathbb{P} \left(\lim_{n \rightarrow \infty} X_n = X \right) = 1.$$

Finally, we have the following probabilistic definition related to limiting events rather than random variables.

Definition 2.6. Let A_n be a sequence of events, perhaps on a sequence of probability spaces. We say that A_n occurs *asymptotically almost surely (a.a.s.)* if

$$\lim_{n \rightarrow \infty} \mathbb{P}(A_n) = 1.$$

2.5. Some notation. Throughout this paper, we use the Landau big-O and related notations. All of these notations are understood as the number of vertices $n \rightarrow \infty$.

In particular, we write

- $a_n = O(b_n)$ if there exists a constant C and $n_0 > 0$ such that $a_n \leq Cb_n$ for every $n > n_0$;
- $a_n = \Omega(b_n)$ if there exists a constant C and $n_0 > 0$ such that $a_n \geq Cb_n$ for every $n > n_0$;
- $a_n = \Theta(b_n)$ if both $a_n = O(b_n)$ and $a_n = \Omega(b_n)$. We will also denote that by $a_n \sim b_n$;

- $a_n = o(b_n)$ if $\lim_{n \rightarrow \infty} |a_n/b_n| = 0$. We will also denote that by $a_n \ll b_n$;
- $a_n = \omega(b_n)$ if $\lim_{n \rightarrow \infty} |a_n/b_n| = \infty$. We will also denote that by $a_n \gg b_n$.

In addition to the above, we use $a_n \approx b_n$ to denote that $\lim_{n \rightarrow \infty} a_n/b_n = 1$.

3. CONNECTIVITY

The zeroth homology H_0 is generated by the connected components, and its rank β_0 is the number of components. Note the connectivity properties of any simplicial complex depend only on its one-dimensional skeleton, namely the underlying graph. In the Čech and Vietoris–Rips complexes $\mathcal{C}(n, r)$ and $\mathcal{R}(n, r)$ the underlying graph is the random geometric graph $\mathcal{G}(n, r)$ described above, and therefore the results related to connectivity are the same for both complexes. The connectivity properties of random geometric graphs were extensively studied in the past, see [43] for a comprehensive review. The main purpose of this survey is to review recent results related to higher degrees of homology. For completeness, however, we wish to include a brief review of the key properties related to the connected components. As mentioned above, the limiting behavior splits into three main regimes, depending on the limit of the term nr^d . We will correspondingly split the discussion on the limiting results.

3.1. The subcritical regime. The subcritical regime (also known as the ‘sparse’ or ‘dust’ regime) is when $nr^d \rightarrow 0$. In this regime, the graph $\mathcal{G}(n, r)$ is very sparse, and mostly disconnected. Therefore, the study of connectivity did not draw much attention in the past. See [9] for a proof of the following.

Theorem 3.1. *If $nr^d \rightarrow 0$ then*

$$\mathbb{E} \{\beta_0(n, r)\} \approx n.$$

This statement can be sharpened to a central limit theorem, and a law of large numbers can be proved for deviation from the mean. In fact, as we see in the next section, a central limit theorem and law of large numbers continue, even into the critical regime.

3.2. The critical regime. The critical regime (also known as the ‘thermodynamic limit’) is when $nr^d \rightarrow \lambda \in (0, \infty)$. In this regime $\beta_0(n, r) \approx Cn$ for some constant $C < 1$ (depending on λ), so the number of components is still $\Theta(n)$, but is significantly lower than in the subcritical regime. The following law of large numbers is proved in section 13.7 of [43].

Theorem 3.2 (Penrose, [43]). *If $nr^d \rightarrow \lambda \in (0, \infty)$, then:*

$$(1) \quad \frac{\beta_0(n, r)}{n} \xrightarrow{L^2} \int_{\mathbb{R}^d} \left(\sum_{k=1}^{\infty} k^{-1} p_k(\lambda f(x)) \right) f(x) dx,$$

where

$$p_k(t) = \frac{t^{k-1}}{k!} \int_{(\mathbb{R}^d)^{k-1}} h(0, y_1, \dots, y_{k-1}) e^{-tA(0, y_1, \dots, y_{k-1})} dy_1 \cdots dy_{k-1},$$

$$h(x_1, x_2, \dots, x_k) = \begin{cases} 1 & \mathcal{G}(\{x_1, x_2, \dots, x_k\}, 1) \text{ is connected,} \\ 0 & \text{otherwise.} \end{cases},$$

and

$$A(x_1, x_2, \dots, x_k) := \left| \bigcup_{j=1}^k B_1(x_j) \right|.$$

The infinite sum in (1) comes from the fact that we need to count the number of components consisting of any possible number of vertices. The limiting expression provided by the theorem is highly intricate, and at this point impossible to evaluate analytically. Nonetheless, as we will discuss later, this theorem provides the only formula available to date for the limit of the Betti numbers in the critical regime.

In addition to a law of large numbers, there is also a central limit theorem available.

Theorem 3.3 (Penrose, [43]). *If $nr^d \rightarrow \lambda \in (0, \infty)$ then there exists $\sigma > 0$ such that*

$$\frac{\beta_0(n, r) - \mathbb{E}\{\beta_0(n, r)\}}{\sqrt{n}} \xrightarrow{\mathcal{L}} \mathcal{N}(0, \sigma^2).$$

A more geometric view of connectivity is studied in percolation theory. Penrose considered the case where f is a uniform probability density on a d -dimensional unit cube, and $nr^d \rightarrow \lambda$. A remarkable fact is that there exists a constant $c > 0$ depending only on the underlying density function, such that if $\lambda < c$ then a.a.s. every connected component is of order $O(\log n)$, and if $\lambda > c$ then a.a.s. there is a unique “giant” component on $\Theta(n)$ vertices. This sudden change in behavior over a very small shift of parameter is sometimes called a *phase transition*.

In chapters 9 and 10 of [43], Penrose relates percolation on random geometric graphs to more classical *continuum percolation theory*. In continuum percolation, also called the Gilbert disk model [25], one considers a random geometric graph on a unit-intensity uniform Poisson process on \mathbb{R}^d , and then there is a threshold radius $r_c > 0$ such that for $r > r_c$ the random geometric graph has an infinite connected component, and for $r < r_c$ every component is finite size. For a deeper study of continuum percolation, see Meester and Roy’s book [36]. Or an introduction and overview of the subject, see Chapter 8 of Bollobas–Riordan [13] or Section 12.10 of Grimmett [26].

3.3. The supercritical regime. The supercritical regime is when $nr^d \rightarrow \infty$. As we will see soon, if the radius is large enough (yet still satisfying $r \rightarrow 0$) it can be

shown that the graph $\mathcal{G}(n, r)$ becomes connected (caveat, this statement depends on the underlying distribution). This phase is sometimes referred to as the ‘connected regime’. Arriving from the critical regime where $\beta_0(n, r) = \Theta(n)$ and ending at the connected regime where $\beta_0(n, r) = \Theta(1)$, the number of components in $\mathcal{G}(n, r)$ should exhibit some kind of a decay within the supercritical regime. To this date only partial information is available about this decay process, and we will present it later. We start by describing the connected regime.

In the case of a uniform distribution on the unit d -dimensional unit box $[0, 1]^d$ Penrose gives a sharp result for the connectivity threshold. See [43], Chapter 13.

Theorem 3.4 (Penrose, [43]). *Let $c \in \mathbb{R}$ be fixed, and set*

$$r = \left(\frac{\log n + c}{\omega_d n} \right)^{1/d}.$$

Then $\mathbb{P}(\mathcal{G}(n, r) \text{ is connected}) \rightarrow e^{-e^{-c}}$ as $n \rightarrow \infty$.

In other words, the threshold radius for connectivity is $r = \left(\frac{\log n}{\omega_d n} \right)^{1/d}$ (or $nr^d = \omega_d \log n$). It is interesting to contrast Theorem 3.4 with the analogous statement for a standard multivariate normal distribution $\mathcal{N}(0, \mathbf{I}_{d \times d})$ in \mathbb{R}^d , a case which Penrose also studies. Here r must be significantly larger, roughly $1/\sqrt{\log n}$, in order to ensure connectivity.

Theorem 3.5 (Penrose, [43]). *Let $X_i \sim \mathcal{N}(0, \mathbf{I}_{d \times d})$ and $c \in \mathbb{R}$ be fixed. If*

$$r = \frac{(d-1) \log \log n - (1/2) \log \log \log n - 1/\sqrt{4\pi} + c}{\sqrt{2 \log n}},$$

then

$$\mathbb{P}(X(n, r) \text{ is connected}) \rightarrow e^{-e^{-c}}$$

as $n \rightarrow \infty$.

In both cases, letting $c \rightarrow \pm\infty$ gives the correct width of the critical window.

Why does the threshold distance $r = r(n)$ have to be so much larger in the Gaussian case? The support of the Gaussian distribution is unbounded, and there are outlier points at distance roughly $\sqrt{2 \log n}$. The radius must be large enough just to connect these points to the rest of the graph.

The contrast of Theorems 3.4 and 3.5 suggests that whatever we hope to prove about the topology of random geometric complexes will necessarily depend on the underlying distribution. On the other hand, certain theorems in geometric probability are fairly general, and do not depend on the underlying distribution so drastically.

For example, if we ask what is the threshold for $\mathcal{G}(n, r)$ to contain subgraphs, or what is the expected number of occurrences of a given subgraph in the sparse

regime, in some sense the answer does not depend too much on the underlying density function. The following is proved in Chapter 3 of [43].

Theorem 3.6 (Penrose, [43]). *Let Γ be a finite connected graph on k vertices, and let N_Γ count the number of subgraphs isomorphic to Γ in $\mathcal{G}(n, r)$, then*

$$\mathbb{E}[N_\Gamma] \sim n^k r^{d(k-1)},$$

as $n \rightarrow \infty$.

Note that Theorem 3.6 applies equally well to uniform distribution on $[0, 1]^d$ and to Gaussian distributions; there is no assumption that the underlying measure has compact support. It is only the implied constant in the limit that depends on the measure. This constant may be written out explicitly as an integral -

$$(n^k r^{d(k-1)})^{-1} \mathbb{E}[N_\Gamma] \approx \frac{1}{k!} \int_{\mathbb{R}^d} f^k(x) dx \int_{\mathbb{R}^{dk}} h_\Gamma(0, y_1, \dots, y_{k-1}) dy_1 \cdots dy_{k-1},$$

where $h_\Gamma(x_1, \dots, x_k) = 1$ if $\mathcal{G}(\{x_1, \dots, x_k\}, 1) \cong \Gamma$ and 0 otherwise.

As a rule of thumb, one might expect that global properties such as connectivity depend very delicately on the underlying probability measure. Local properties, such as subgraph counts or behavior in the subcritical regime, do not depend so much on the underlying measure.

To conclude this section, we mention a recent result about the supercritical regime preceding connectivity. As mentioned above, there is a huge gap remaining between the critical regime where $\beta_0(n, r) = \Theta(n)$ and the connectivity point where $\beta_0(n, r) = \Theta(1)$. Recent work by Ganesan studies the decay in the number of components within the super critical regime, in the case $d = 2$. The assumption is that the underlying probability measure on $[0, 1]^2$ is supported on a measurable density function f , and that f is bounded above and below. The following is Theorem 1 in [22].

Theorem 3.7 (Ganesan, [22]). *There exists $C > 0$, such that if $A \leq nr^2 \leq B \log n$, then a.a.s.*

$$\beta_0(n, r) \leq \frac{1}{r^2} e^{-Cnr^2},$$

where the constants A and B depend only on the density function f .

We will see an analogue of this theorem for higher Betti numbers of a random Vietoris–Rips complex in the following section.

4. HOMOLOGY AND BETTI NUMBERS

Recall that the i -th Betti number β_i is the dimension of i -th homology, i.e.

$$\beta_i(X) = \dim(H_i(X)).$$

As mentioned in the introduction, the homology groups H_i ($i \geq 1$) basically describe cycles (or holes) of different dimensions, and thus the Betti numbers represent the number of cycles.

Betti numbers of random geometric complexes were first studied by Robins in [44]. Robins studies “alpha shapes” on random point sets [19], which are topologically equivalent to Čech complexes but more convenient from the point of view of computation. The underlying distributions are uniform on a d -dimensional cube, but to avoid boundary effects periodic boundary conditions are imposed. Robins computes the expected Betti numbers over a large number of experiments. Furthermore, she explains the shapes of these curves in the “small radius–low intensity” regime, writing formulas in the $d = 2$ and $d = 3$ cases.

The study of the limiting Betti numbers was revisited and significantly extended later in a series of papers by various authors [30, 33, 7, 9, 46, 45]. In contrast to connectivity which corresponds to reduced zeroth homology \tilde{H}_0 , the higher homology of random geometric complexes $H_i(\mathcal{C}(n, r))$, $i \geq 1$ is not monotone with respect to r . Each homology group passes through two main phase transitions, one where it appears and one where it disappears.

For the random Čech complex, the phase transition where H_i appears occurs when $r \sim n^{-(i+2)/(i+1)d}$ (or $nr^d \sim n^{-1/(i+1)}$). This radius is within the subcritical regime ($nr^d \rightarrow 0$). In this regime the complex is sparse and highly disconnected which allows very precise Betti number computations — in particular we will see that $\beta_i(n, r) \sim n^{i+2}r^{d(i+1)}$, and in particular $\beta_i(n, r) = o(n)$

The phase transition where the i -th homology vanishes depends on the underlying probability distribution, but if f has a compact support then we will see that it occurs at $r = \Theta((\log n/n)^{1/d})$ (or $nr^d = \Theta(\log n)$), which is within the supercritical regime. This radius is similar to the connectivity threshold we saw in Section 3.3, though the constants are different. While not entirely revealed, the exact vanishing radius for the different homology groups H_i depends on i , although the differences will show up as a second order term. We will discuss this briefly in Section 6.

In the critical regime the analysis of the Betti numbers $\beta_i(n, r)$, $i \geq 1$, is significantly more complicated than the analysis of $\beta_0(n, r)$. In this case we will see that $\beta_i(n, r) = \Theta(n)$, however the limiting constants are unknown to date.

We now overview the topology of random geometric complexes for each of the regimes.

4.1. The subcritical regime. The work in [30, 33] provides a detailed study for the Betti numbers in the subcritical regime. Since a random geometric complex in this regime is so sparse, the vast majority of i -cycles are generated by “small” sphere-like shapes, with the minimum number of vertices possible. For the Čech

complex, the minimum number of vertices to form an i -cycle is $i+2$ (for example, to create a 1-cycle, or a loop, we need at least 3 vertices). These sphere-like formations are local features, so by the rule of thumb above, we might expect a theorem that holds across a wide class of measures.

A key ingredient in the results is the following indicator function

$$h_i(x_1, \dots, x_{i+2}) = \begin{cases} 1 & \beta_i(\mathcal{C}(\{x_1, \dots, x_{i+2}\}, 1)) = 1 \\ 0 & \text{otherwise} \end{cases},$$

testing whether a minimal set forms an i -cycle or not. The following theorem provides the limit for the expected Betti numbers.

Theorem 4.1 (Kahle, [30]). *Let $nr^d \rightarrow 0$, $i \geq 1$ and $d \geq 2$. Then*

$$\mathbb{E} \{\beta_i(n, r)\} \approx C_i n^{i+2} r^{d(i+1)},$$

as $n \rightarrow \infty$, where

$$C_i = \frac{1}{(i+2)!} \int_{\mathbb{R}^d} f^{i+2}(x) dx \int_{(\mathbb{R}^d)^i} h_i(0, y_1, \dots, y_{i+1}) dy_1 \cdots dy_{i+1}.$$

Theorem 4.1 states that $\mathbb{E} \{\beta_i(n, r)\} \sim n^{i+2} r^{(i+1)d}$. Note that within the subcritical regime the limit of the last term can be either zero, a finite number, or infinity (for different choices of r). Combining with the second moment method, this is the threshold radius for the phase transition where homology first appears.

Theorem 4.2 (Kahle, [30]). *Let $d \geq 2$ and $1 \leq i \leq d-1$ be fixed. Suppose that $nr^d \rightarrow 0$.*

(1) *If*

$$nr^d \ll n^{-1/(i+1)},$$

then a.a.s. $H_i(\mathcal{C}(n, r)) = 0$, and

(2) *if*

$$nr^d \gg n^{-1/(i+1)}$$

then a.a.s. $H_i(\mathcal{C}(n, r)) \neq 0$.

Thus, the threshold where the i -th homology first appears is $nr^d = \Theta(n^{-1/(i+1)})$, or $r = \Theta(n^{-(i+2)/(i+1)d})$.

The parallel result for Vietoris–Rips complexes is also given in [30].

Theorem 4.3 (Kahle, [30]). *Let $d \geq 2$ and $i \geq 1$ be fixed. Suppose that $nr^d \rightarrow 0$.*

(1) *If*

$$nr^d \ll n^{-1/(2i+1)},$$

then a.a.s. $H_i(\mathcal{R}(n, r)) = 0$, and

(2) if

$$nr^d \gg n^{-1/(2i+1)}$$

then a.a.s. $H_i(\mathcal{R}(n, r)) \neq 0$.

The difference in exponents stems from the fact that in the Vietoris–Rips complex case, the smallest possible vertex support for a nontrivial cycle in H_i is on $2i+2$ vertices (rather than $i+2$ in the Čech complex), a triangulated sphere combinatorially isomorphic to the boundary of the $(i+1)$ -dimensional cross polytope. Another difference is that while in the Čech complex the homology degree is bounded by $d-1$, for the Vietoris–Rips complex it is unbounded, and we can have cycles of every possible dimension.

Note that in this case there is no assumption that $i \leq d-1$ — there is homology in arbitrarily large degree in the random Vietoris–Rips complex even when $d=2$.

Kahle and Meckes studied limiting distributions of Betti numbers in the subcritical regime in [33]. When $r = \Theta(n^{-(i+2)/(i+1)d})$, the following is a refinement of Theorem 4.2, and shows that at the threshold where the homology H_i first appears, there is a regime in which the Betti number $\beta_i(n, r)$ converges in law to a Poisson distribution.

Theorem 4.4 (Kahle–Meckes, [33]). *Let $1 \leq i \leq d-1$ and $\mu > 0$ be fixed, and suppose that $n^{i+2}r^{d(i+1)} \rightarrow \mu$. Then*

$$\beta_i(n, r) \xrightarrow{\mathcal{L}} \text{Poisson}(\mu C_i),$$

as $n \rightarrow \infty$, where C_i is defined in Theorem 4.1.

When r is above the threshold, the number of cycles goes to infinity, and with the proper normalization it obeys a central limit theorem. Let $\mathcal{N}(0, 1)$ denote a normal distribution with mean 0 and variance 1.

Theorem 4.5 (Kahle–Meckes, [33]). *Let $1 \leq i \leq d-1$ and suppose that $nr^d \rightarrow 0$ and*

$$nr^d \gg \frac{1}{n^{1/(i+1)}}.$$

Then

$$\frac{\beta_i(n, r) - \mathbb{E}[\beta_i(n, r)]}{\sqrt{\text{Var}[\beta_i(n, r)]}} \xrightarrow{\mathcal{L}} \mathcal{N}(0, 1)$$

as $n \rightarrow \infty$.

Again, because we are in the subcritical regime, these results hold for a wide variety of measures—whenever the underlying probability measure has a measurable density function which is bounded above. They hold even without compact support, for example for a multivariate normal distribution. In [33] Theorems 4.4

and 4.5 are accompanied by formulas for expectation and variance of the Betti numbers. Parallel limit theorems are also proved for Vietoris–Rips complexes.

4.2. The critical regime. The study of the Betti numbers becomes significantly more complicated in the critical regime. In the subcritical regime, since the random geometric complex is very sparse and disconnected the vast majority of i -cycles are vertex-minimal — spanning $i + 2$ vertices for the Čech complex, $2i + 2$ for the Rips. In the critical regime a giant connected component emerges — see the discussion in Section 3.2 on percolation theory — and this significantly complicates the analysis.

To date, there has been some partial progress in studying these cases. For example, we have the following result for expectation.

Theorem 4.6 (Kahle, [30]). *Suppose that $d \geq 2$ and $0 \leq i \leq d - 1$ are fixed, and $nr^d \rightarrow \lambda \in (0, \infty)$. Then*

$$\mathbb{E} \{ \beta_i(n, r) \} \sim n.$$

A parallel theorem in [30] gives the same result for the Vietoris–Rips complex, but in this case one does not require the assumption that $i \leq d - 1$; in the critical regime, β_i is growing linearly for every $i \geq 0$.

The last theorem provides us with the expected order of magnitude of the Betti numbers, but the actual constants have not yet been discovered. Nevertheless, recent work by Yogeshwaran et al. [46] gives laws of large numbers and central limit theorems for Betti numbers of random Čech complexes in the thermodynamic limit. We state here a few of these results relevant for the Čech complex $\mathcal{C}(n, r)$. The following law of large numbers, is Theorem 4.6 in [46].

Theorem 4.7 (Yogeshwaran et al., [46]). *If $nr^d \rightarrow \lambda \in (0, \infty)$, then for each $1 \leq i \leq d - 1$ we have almost surely that*

$$\lim_{n \rightarrow \infty} \frac{\beta_i(n, r) - \mathbb{E} \{ \beta_i(n, r) \}}{n} = 0.$$

The version of the central limit theorem proved in [46] is for an underlying uniform distribution, and for simplicity assumes that it is supported on the unit cube in \mathbb{R}^d . In this case, they define $I_d(\mathcal{P})$ as an interval in \mathbb{R} whose endpoints are related to different modes of percolation, and then prove the following.

Theorem 4.8 (Yogeshwaran et al., [46]). *Let $nr^d \rightarrow \lambda \in (0, \infty)$ such that $\lambda \notin I_d(\mathcal{P})$. Then for $1 \leq k \leq d - 1$ there exists $\sigma > 0$ such that*

$$\lim_{n \rightarrow \infty} \frac{\text{Var}(\beta_k(n, r))}{n} = \sigma^2,$$

and

$$\frac{\beta_k(n, r) - \mathbb{E} \{ \beta_k(n, r) \}}{\sqrt{n}} \xrightarrow{\mathcal{L}} \mathcal{N}(0, \sigma^2).$$

It is mentioned in [46] that it is not clear whether the restriction to $\lambda \notin I_d(\mathcal{P})$ is required or just a technical artifact of the proof. For the Poisson process \mathcal{P}_n similar theorems are proved for all $\lambda > 0$.

4.3. The supercritical regime. In the supercritical regime the correct order of magnitude of the Betti numbers is still not known, but there are bounds. In particular, we have the following for the random Vietoris–Rips complex, which is Theorem 5.1 in [30].

Theorem 4.9 (Kahle, [30]). *Let $\mathcal{R}(n, r)$ be the random Vietoris–Rips complex, generated by a uniform distribution on a unit-volume convex body in \mathbb{R}^d . Then,*

$$\mathbb{E}\{\beta_i(n, r)\} = O(ne^{-c_d nr^d} (nr^d)^i),$$

for some constant $c_d > 0$. Here c_d depends on the dimension d but not on i .

In particular, if $nr^d \rightarrow \infty$ (the supercritical regime) then $\mathbb{E}\{\beta_i(n, r)\} = o(n)$. Theorem 4.9 can be compared to Theorem 3.7 which bounds the number of connected components. As an immediate corollary of Theorem 4.9 we have the following.

Corollary 4.10. *If $nr^d \geq C \log n$ then a.a.s. $H_k(\mathcal{R}(n, r)) = 0$. Here C is any constant such that $C > 1/c_d$, where c_d is defined in Theorem 4.9.*

The proof of Theorem 4.9 uses discrete Morse theory to collapse the Vietoris–Rips complex onto a homotopy equivalent CW complex with far fewer faces. We note that a similar bound is studied in [11] for the Čech complex. The idea there is to bound $\beta_i(n, r)$ by the number of critical points of index $i + 1$ with value greater than r (which are responsible to ‘terminate’ the existing i -cycles).

Combining Theorem 4.3 with Corollary 4.10 gives the following global picture for vanishing and non-vanishing homology of the random Vietoris–Rips complex.

Theorem 4.11 (Kahle, [30]). *Let $d \geq 2$ be fixed, and suppose that the underlying distribution is uniform on a convex body. Then there exist A, B such that*

(1) *If*

$$nr^d \ll \frac{1}{n^{1/(2i+1)}},$$

then a.a.s. $H_i(\mathcal{R}(n, r)) = 0$,

(2) *if*

$$\frac{1}{n^{1/(2i+1)}} \ll nr^d \leq A \log n,$$

then a.a.s. $H_i(\mathcal{R}(n, r)) \neq 0$,

(3) *and if*

$$nr^d \geq B \log n$$

then a.a.s. $H_i(\mathcal{R}(n, r)) = 0$.

For the random Čech complex, although we do not currently have an upper bound on the Betti numbers analogous to Theorem 4.9 we do know that the order of magnitude for vanishing of homology is the same as for the Vietoris–Rips complex. The following theorem summarizes the situation for such distributions.

Theorem 4.12 (Kahle, [30]). *Let $d \geq 2$ and $1 \leq i \leq d - 1$ be fixed, and suppose that the underlying distribution is uniform on a convex body. Then there exist A, B such that*

(1) *If*

$$nr^d \ll \frac{1}{n^{1/(i+1)}},$$

then a.a.s. $H_i(\mathcal{C}(n, r)) = 0$,

(2) *if*

$$\frac{1}{n^{1/(i+1)}} \ll nr^d \leq A \log n,$$

then a.a.s. $H_i(\mathcal{C}(n, r)) \neq 0$,

(3) *and if*

$$nr^d \geq B \log n$$

then a.a.s. $H_i(\mathcal{C}(n, r)) = 0$.

Theorem 4.12 shows that the vanishing threshold radius for higher homology has the same order of magnitude as the the threshold connectivity threshold that we saw in Theorem 3.4. In Section 6 we discuss a more refined picture. We will also see in Section 6, that these results can be generalized — for example, to any compact manifold, and for any probability distribution with a density function that is bounded above and below.

The idea behind the proof of part (3) of Theorem 4.12 is that at this scale, the balls of radius $r/2$ completely cover the convex body. Then by the nerve theorem [14], the Čech complex is contractible and therefore has trivial homology.

5. MORSE THEORY FOR THE DISTANCE FUNCTION

In [7] a different approach was taken to study the homology of Čech complexes which focus on distance functions. For a finite set of points $\mathcal{P} \subset \mathbb{R}^d$ we can define the distance function as follows -

$$(2) \quad d_{\mathcal{P}}(x) = \min_{p \in \mathcal{P}} \|x - p\|.$$

Our interest in this function stems in the following straightforward observation about the sub-level sets of the distance function:

$$d_{\mathcal{P}}^{-1}([0, 1, \epsilon]) = \bigcup_{\mathcal{P}} B_{\epsilon}(p).$$

In other words, the sub level sets of the distance functions are exactly the union of balls used to generate a Čech complex. Morse theory links the study of critical points of functions with the changes to the homology of their sub-level sets. This implies that studying the critical points of $d_{\mathcal{P}}$ we might assist us in studying the corresponding Čech complex. In this section we explore the limiting behavior of the critical points for the distance function, and its consequence to the study of random Čech complexes.

5.1. Critical points of the distance function. The classical definition of critical points in calculus is as follows. Let $f : \mathbb{R}^d \rightarrow \mathbb{R}$ be a C^2 function. A point $c \in \mathbb{R}^d$ is called a *critical point* of f if $\nabla f(c) = 0$, and the real number $f(c)$ is called a *critical value* of f . A critical point c is called *non-degenerate* if the Hessian matrix $H_f(c)$ is non-singular. In that case, the *Morse index* of f at c , denoted by $\mu(c)$ is the number of negative eigenvalues of $H_f(c)$. A C^2 function f is a *Morse function* if all its critical points are non-degenerate, and its critical levels are distinct.

Note, the distance function $d_{\mathcal{P}}$ defined in (2) is not everywhere differentiable, therefore the definition above does not apply. However, following [23], one can still define a notion of non-degenerate critical points for the distance function, as well as their Morse index. Extending Morse theory to functions that are non-smooth has been developed for a variety of applications [6, 15, 23, 35]. The class of functions studied in these papers have been the minima (or maxima) of a functional and called ‘min-type’ functions.

We wish to avoid the exact definitions of critical points for the distance function and their indexes, and rather introduce them in a more intuitive way. For the full rigorous definitions and statements see [7]. Figure 3 presents the values of $d_{\mathcal{P}}$ and the critical points for a set \mathcal{P} consisting of three points (the blue circles) in \mathbb{R}^2 . Obviously, the minima (index 0 critical points) of $d_{\mathcal{P}}$ are the points in the set \mathcal{P} where $d_{\mathcal{P}} = 0$. The yellow circle in the middle would be a maximum (index 2) and the green circles are saddle points (index 1). Note that each of the saddle points lie on the segment connecting two sample (blue) points, whereas the maximum lies inside the 2-simplex spanned by all the three sample points. This is the typical behavior of the critical points of the distance function, and in general we claim that the existence and location of every critical point of index i of $d_{\mathcal{P}}$ is determined by the configuration of a subset $\mathcal{S} \subset \mathcal{P}$ with $|\mathcal{S}| = i + 1$.

5.2. Morse Theory. The study of homology is strongly connected to the study of critical points of real valued functions. The link between them is called Morse theory, and we shall describe it here briefly. For a deeper introduction, we refer the reader to [38].

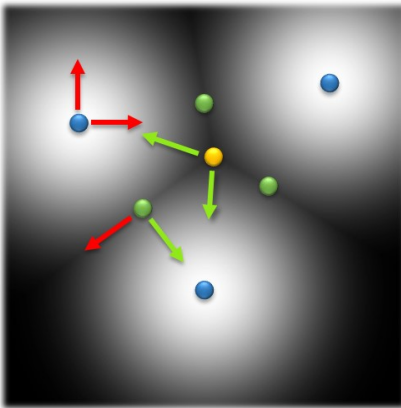


FIGURE 3. Critical points for the distance function in \mathbb{R}^2 .

The main idea of Morse theory is as follows. Suppose that \mathcal{M} is a closed manifold (a compact manifold without boundary), and let $f : \mathcal{M} \rightarrow \mathbb{R}$ be a Morse function. Denote

$$\mathcal{M}_\rho := f^{-1}((-\infty, \rho]) = \{x \in \mathcal{M} : f(x) \leq \rho\} \subset \mathcal{M}$$

(sublevel sets of f). If there are no critical levels in $(a, b]$, then \mathcal{M}_a and \mathcal{M}_b are homotopy equivalent, and in particular have isomorphic homology. Next, suppose that c is a critical point of f with Morse index i , and let $v = f(c)$ be the critical value at c . Then the homology of \mathcal{M}_ρ changes at v in the following way. For a small enough ϵ we have that the homology of $\mathcal{M}_{v+\epsilon}$ is obtained from the homology of $\mathcal{M}_{v-\epsilon}$ by either adding a generator to H_i (increasing β_i by one) or terminating a generator of H_{i-1} (decreasing β_{i-1} by one). In other words, as we pass a critical level, either a new i -dimensional cycle is formed, or an existing $(i-1)$ -dimensional cycle is bounded or filled.

Note, that while classical Morse theory deals with Morse functions (and in particular, C^2) on compact manifolds, its extension for min-type functions presented in [23] enables us to apply these concepts to the distance function $d_{\mathcal{P}}$ as well.

Let \mathcal{X}_n be the binomial process we had before. For $0 \leq i \leq d$, we define $N_i(n, r)$ to be the number of critical points of index i of the distance function $d_{\mathcal{X}_n}$, for which the critical value is less than or equal to r . According to Morse theory (and the nerve theorem), the critical points accounted for by $N_i(n, r)$ are the ones responsible for generating the homology of $\mathcal{C}(n, r)$.

Similarly to the study in Section 4, we can study the limiting behavior of the random values $N_i(n, r)$ as $n \rightarrow \infty$ and $r \rightarrow 0$. This was studied in [7]. This limiting behavior is in some ways very similar to what we observed for the Betti numbers $\beta_i(n, r)$. However, as oppose to homology which involves global behavior,

the nature of critical points is much more local. This enables us to compute precise limits for $N_i(n, r)$ even in the critical and super-critical regimes, where the analysis of the Betti numbers at this point has yet to be completed. We present here the limiting results for the expected values of $N_i(n, r)$.

Theorem 5.1 (Bobrowski–Adler, [7]). *For $1 \leq i \leq d$ we have,*

(1) *If $nr^d \rightarrow 0$ then*

$$\mathbb{E}\{N_i(n, r)\} \approx D_i n^{i+1} r^{di};$$

(2) *If $nr^d \rightarrow \lambda \in (0, \infty]$ then*

$$\mathbb{E}\{N_i(n, r)\} \approx \gamma_i(\lambda) \cdot n;$$

The values D_i and $\gamma_k(\lambda)$ are presented in [7], and they depend on the density function f , d and λ via integration, similarly to the constants C_i in Theorem 4.1.

In the subcritical regime, one can observe that the expected value of $N_i(n, r)$ is similar to the limit of $\beta_i(n, r)$ and differs mostly by the index i . This is due to the fact that a critical point of index i is generated by a subset of $i + 1$ vertices (see discussion above) whereas an i -cycle in the subcritical regime is generated by a subset of $i + 2$ vertices. Not surprisingly, the distribution of $N_i(n, r)$ has limit theorems very similar to the ones presented in Section 4 for the Betti numbers (see [7]).

In the critical regime we have $N_i(n, r) = \Theta(n)$ for all $0 \leq i \leq d$, which, with Morse theory in mind, perfectly agrees with Theorem 4.6 stating that $\beta_i(n, r) = \Theta(n)$ as well. As opposed to the Betti numbers, studying the critical points yields precise limits for the expectation as well as a central limit theorem (cf. [7]). This will enable us later to get a very interesting conclusion regarding the Euler characteristic of $\mathcal{C}(n, r)$.

In the super-critical regime, we still have the exact limits for the number of critical points. However, in this case, it will not reveal much information about $\mathcal{C}(n, r)$, since most of the critical points accounted for by $N_i(n, r)$ were formed in the critical regime (note that $N_i(n, r)$ is a monotone function of r), and the number of critical points actually being formed in the super-critical regime is actually $o(n)$. Nevertheless, in some cases (see Section 6), it is possible to study the behavior of critical points within the super-critical regime in a finer resolution, and use that to draw conclusions about the vanishing of the different degrees of homology.

5.3. The Euler characteristic. The Euler characteristic of a simplicial complex \mathcal{S} has a number of equivalent definitions, and a number of important applications.

One of the definitions, via Betti numbers, is

$$(3) \quad \chi(\mathcal{S}) = \sum_{i=0}^{\infty} (-1)^i \beta_i(\mathcal{S}).$$

Thus, one can think of the Euler characteristic as an integer “summary” of the set of Betti numbers of the complex. In the case of the random Čech complex $\mathcal{C}(n, r)$ we have

$$\chi(n, r) := \chi(\mathcal{C}(n, r)) = \sum_{i=0}^d (-1)^i \beta_i(n, r).$$

However, using Morse theory for the distance function (see section 5), $\chi(n, r)$ can also be computed in the following way

$$\chi(n, r) := \sum_{i=0}^d (-1)^i N_i(n, r).$$

The limiting behavior of the critical points presented in Section 5.2, thus leads us to the following conclusion.

Corollary 5.2 (Bobrowski–Adler, [7]). *Let $\chi(n, r)$ be the Euler characteristic of $\mathcal{C}(n, r)$, and let $nr^d \rightarrow \lambda \in (0, \infty)$. Then*

$$(4) \quad \lim_{n \rightarrow \infty} n^{-1} \mathbb{E} \{ \chi(n, r) \} = 1 + \sum_{i=1}^d (-1)^i \gamma_i(\lambda),$$

where $\gamma_i(\lambda)$ are increasing functions of λ and are defined in [7].

Note that (4) cannot be proven using only the existing results on Betti numbers, since the values of the limiting mean in the critical regime are not available. This demonstrates one of the advantages of studying the homology of the Čech complex via the distance function. An alternative way to compute the Euler characteristic is

$$\chi_n(r) = \sum_{k=0}^{\infty} (-1)^k \Delta_k(r),$$

where $\Delta_k(r)$ is the number of k -simplexes in $\mathcal{C}(n, r)$. In [21] the Euler characteristic was studied this way for a uniform distribution on a d -dimensional torus. Computing the mean value (and also the variance) of $\Delta_k(r)$ is possible, however there are going to be infinitely summands in this formula, which will make it highly complicated. Thus, counting critical points is still advantageous.

Figure 4 presents the limiting expected Euler characteristic (divided by n) as a function of λ for a uniform distribution on the unit cube in \mathbb{R}^3 . In this case the

functions γ_k ($k = 1, 2, 3$) were computed explicitly in [9]) and are given by -

$$\begin{aligned}\gamma_1(\lambda) &= 4(1 - e^{-\frac{4}{3}\pi\lambda}), \\ \gamma_2(\lambda) &= (1 + \frac{\pi^2}{16})(3 - 3e^{-\frac{4}{3}\pi\lambda} - 4\pi\lambda e^{-\frac{4}{3}\pi\lambda}), \\ \gamma_3(\lambda) &= \frac{\pi^2}{48}(9 - 9e^{-\frac{4}{3}\pi\lambda} - 12\pi\lambda e^{-\frac{4}{3}\pi\lambda} - 8\pi^2\lambda^2 e^{-\frac{4}{3}\pi\lambda}).\end{aligned}$$

Note that the curve starts at positive values, turns negative and then becomes positive once and for all. In \mathbb{R}^3 the formula (3) implies that $\mathcal{X} = \beta_0 - \beta_1 + \beta_2$.

The shapes of the Betti number curves in Figure 2 suggests the conjecture that each of the different Betti numbers becomes dominant in a slightly different regime. A similar phenomenon is known to occur in for certain random abstract simplicial complexes [31], but it is still not known whether this holds for random geometric complexes.

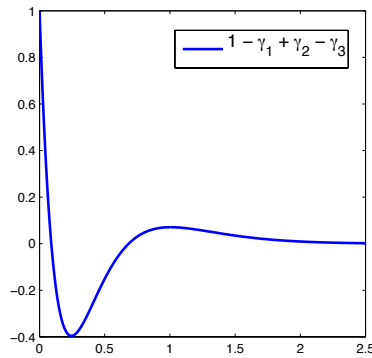


FIGURE 4. The limiting Euler characteristic curve for a uniform distribution on the unit cube in \mathbb{R}^3 .

6. EXTENDING TO MANIFOLDS

In sections 3-5 the distributions studied are supported on d -dimensional subsets of \mathbb{R}^d . The work in [9] studied the same type of problems for the case where the distributions are supported on a closed m -dimensional manifold embedded in \mathbb{R}^d ($m < d$).

The exact setup studied was as follows. Let $\mathcal{M} \subset \mathbb{R}^d$ be a m -dimensional smooth closed manifold (compact and without a boundary). Let $f : \mathcal{M} \rightarrow \mathbb{R}^d$ be a probability density function supported on \mathcal{M} . Let $\mathcal{X}_n = \{X_1, \dots, X_n\}$ be a set of i.i.d. points generated by f , and let $\mathcal{C}(n, r)$ be the Čech complex generated by these points (using d -dimensional balls). The results in this case turn out to be very similar to the ones we described earlier, even though the proofs require different

analysis tools. In the following we briefly review the results in [9] and highlight the main difference from the results in \mathbb{R}^d .

In the subcritical regime, the results for both the Betti numbers $\beta_i(n, r)$ and the number of critical points $N_i(n, r)$ are almost identical to those presented in Sections 4.1 and 5.2. The main difference is that the ambient dimension d is replaced by the intrinsic dimension m , and the limiting constants are a bit different. For example, we have that

$$\mathbb{E} \{ \beta_i(n, r) \} \approx \tilde{C}_i n^{i+2} r^{m(i+1)},$$

where

$$\tilde{C}_i = \frac{1}{(i+2)!} \int_{\mathcal{M}} f^{i+2}(x) dx \int_{(\mathbb{R}^m)^i} h_i(0, y_1, \dots, y_{i+1}) dy_1 \cdots dy_{i+1}.$$

These differences stem from the fact that in the subcritical regime the Betti numbers computation is very ‘local’, and locally, a m -dimensional manifold looks very similar to \mathbb{R}^m . In the critical regime we also have very similar statements to the Euclidean setup.

The main difference in studying manifolds shows up when we study the vanishing of the homology. When studying compact and convex bodies, Theorem 4.12 states that homology completely vanishes when $r \sim \left(\frac{\log n}{n}\right)^{1/d}$. Sampling from a manifold, upon coverage we expect the homology of the complex $\mathcal{C}(n, r)$ not to vanish but rather to be equal to the homology of \mathcal{M} . This result is stated in the following theorem.

Theorem 6.1 (Bobrowski–Mukherjee, [9]). *Let $\epsilon > 0$ be fixed. If*

$$r \geq (2 + \epsilon) \left(\frac{\log n}{\omega_m f_{\min} n} \right)^{1/m}.$$

then $H_i(\mathcal{C}(n, r)) \cong H_i(\mathcal{M})$ for all $0 \leq i \leq m$ a.a.s., and if

$$r \leq (2 - \epsilon) \left(\frac{\log n}{\omega_m f_{\min} n} \right)^{1/d},$$

then $H_i(\mathcal{C}(n, r)) \not\cong H_i(\mathcal{M})$ for all $1 \leq i \leq m$ a.a.s., where ω_m is the volume of the m -dimensional unit ball, and $f_{\min} = \inf_{x \in \mathcal{M}} f(x) > 0$.

Note that if f is a uniform density on a unit volume manifold, then $f_{\min} = 1$, and comparing to Theorem 3.4 we have that the vanishing of H_i , $i \geq 1$, occurs at a radius which is twice the threshold for connectivity (this comparison is not rigorous since Theorem 3.4 deals with a cube rather than a closed manifolds, but it could be shown that the same holds for manifolds). This phenomenon has a non formal, yet convincing, explanation. In [43] (Theorem 13.17) it is shown that at the edge of connectivity the graph $\mathcal{G}(n, r)$ consists roughly of a giant component and some isolated vertices. For a vertex to be isolated, a ball of radius r around it has to be

vacant (i.e. with no other points in \mathcal{X}_n inside it). To get all the higher homology groups correctly, we need to guarantee that the balls of radius $r/2$ (the ones used to construct the Čech complex) cover the support. Now, the support is covered if and only if there is no vacant ball of radius $r/2$. Thus, it seems harder to reach coverage than connectivity, and the vacancy radii involved have the same ratio as the thresholds we presented.

The statement in Theorem 6.1 has an important consequence to problems in manifold learning, since it shows that by studying Čech complexes we can recover the homology of an unknown manifold \mathcal{M} from a finite (yet probably large) number of random samples. The analysis of this type of “topological manifold learning” was established by the seminal work in [42] and [41], and theorem 6.1 can be viewed as an asymptotic and extended version of the main results there. Considering asymptotic behavior has the advantage of covering a more general class of distributions, using fewer assumptions, and requiring fewer samples.

Theorem 6.1 shows that for large enough radii, the Betti numbers computed $\beta_i(n, r)$ converge to the Betti numbers of the manifold $\beta_i(\mathcal{M})$. Denoting the error by

$$\hat{\beta}_i(n, r) = \beta_i(n, r) - \beta_i(\mathcal{M}),$$

Theorem 6.1 can be viewed as describing the vanishing of the ‘noisy homology’ (so that $\hat{\beta}_i(n, r) \rightarrow 0$). Studying a m -dimensional manifold, there are m different nonzero noisy Betti numbers - $\hat{\beta}_0(n, r), \dots, \hat{\beta}_{m-1}(n, r)$. Since cycles in different dimensions are formed by different type of structures, we expect the different $\hat{\beta}_i(n, r)$ to vanish at slightly different radii. The work in [11] is still in progress, and aims at discovering these exact thresholds. This is an example where studying the critical points for the distance function becomes very useful. We will briefly describe the main ideas here, with the caveat that this is work in progress.

First, we denote by $\hat{N}_i(n, r)$ the number of critical points of index i for the distance function $d_{\mathcal{X}_n}$, with a critical value greater than r . Finding the radius at which the critical points vanish ($\hat{N}_i(n, r) = 0$) would give us an idea of when homology vanishes, since by Morse theory there could not be further changes in homology if there are no critical points for the distance function. In [11] the distribution studied is uniform on the d -torus, and the following result will be proven.

Proposition 6.2. *For $i = 1, \dots, d - 1$, if*

$$nr^m = 2\omega_d^{-1}(\log n + (i - 1) \log \log n + \epsilon_n),$$

where $\epsilon_n = o(\log \log n)$, then:

- (1) *If $\epsilon_n \rightarrow -\infty$ then $N_i(n, r) \neq 0$ a.a.s.*
- (2) *If $\epsilon_n \rightarrow \infty$ then $N_i(n, r) = 0$ a.a.s.*

Denoting $\rho_i = \left(\frac{\log n + (i-1) \log \log n}{\omega_d n} \right)^{1/d}$, the last proposition tells us that ρ_i is the vanishing radius for the critical points of index i . Using Morse theory, we can draw some important conclusions from that on $\hat{\beta}_i(n, r)$:

- (1) For radii larger than ρ_i no more i -cycles are created, and therefore $\hat{\beta}_i(n, r)$ is decreasing in r .
- (2) For radii larger than ρ_{i+1} , we must have that $\hat{\beta}_i(n, r) = 0$, since there are no more critical points of index $i + 1$, and those are the ones responsible for terminating the noisy i -cycles.

While these conclusions do not provide us with the exact vanishing radius for $\hat{\beta}_i(n, r)$, we conjecture that it should be somewhere in the range $[\rho_i, \rho_{i+1}]$.

7. STATIONARY POINT PROCESSES

The results we presented so far in this survey describe the behavior of geometric complexes constructed from either the binomial process \mathcal{X}_n or the Poisson process \mathcal{P}_n . Both models exhibit a strong level of independency which plays a significant role in the proofs. For the binomial process \mathcal{X}_n the number of points is fixed, while the locations of the points are independent. For the Poisson process \mathcal{P}_n the amount of points in different regions are independent, and given the number of points in a region their locations are independent.

Recent work by Yogeshwaran and Adler [45] extends some of the results presented in this survey to a more general class of spatial point processes allowing certain attractive and repulsive point processes, as well as stationary determinantal processes. In this section we wish to briefly review their results.

A general point process in \mathbb{R}^d can be thought of as a random measure $\Phi(\cdot) = \sum_i \delta_{X_i}(\cdot)$ where δ_x is the Dirac delta measure concentrated at x . In that case, for every subset $A \subset \mathbb{R}^d$, $\Phi(A)$ is a random variables counting the number of points lying inside A . The distribution of a random point process Φ can be characterized by its factorial moment measure functions $\alpha^{(k)}$ defined as follows -

$$\alpha^{(k)}(B_1, \dots, B_k) = \mathbb{E} \left\{ \prod_{i=1}^k \Phi(B_i) \right\},$$

where B_1, \dots, B_k are disjoint Borel subsets of \mathbb{R}^d . A *stationary* point process is such that the functions $\alpha^{(k)}$ are translations invariant. For example, for the homogeneous Poisson process with constant rate μ , we have that

$$\alpha^{(k)}(B_1, \dots, B_k) = \lambda^k \prod_{i=1}^k |B_i|,$$

which depends only on the volumes of the sets and therefore invariant to translations. Note that if Φ is a stationary point process, and $\mathcal{C}(\Phi, r)$ is the corresponding Čech complex, then depending on r either $\mathbb{E}\{\beta_k(\mathcal{C}(\Phi, r))\} = 0$ or $\mathbb{E}\{\beta_k(\mathcal{C}(\Phi, r))\} = \infty$ (since the process is supported in an infinite domain). Therefore, it does not make sense to try to analyze $\beta_k(\mathcal{C}(\Phi, r))$. Instead, we can define

$$\Phi_n := \Phi \cap \left[\frac{-n^{1/d}}{2}, \frac{n^{1/d}}{2} \right],$$

and try to study

$$\beta_k^\Phi(n, r) := \beta_k(\mathcal{C}(\Phi_n, r)).$$

Note that if Φ is a homogeneous Poisson process with rate $\mu = 1$, and \mathcal{P}_n is the Poisson process we used previously supported on the unit cube, then $\mathcal{C}(\Phi_n, r)$ is a scaled version of $\mathcal{C}(\mathcal{P}_n, n^{-1/d}r)$, and so $\beta_k^\Phi(n, r) = \beta_k(n, r)$. Therefore, we can view the results in [45] as an extension of the models described earlier in this survey. Similarly to the study of the binomial and the Poisson processes we described before, the limiting behavior of $\beta_k^\Phi(n, r)$ splits into three main regime. Due to the different scaling, the term that controlling the limiting behavior is r rather than nr^d .

The sparse (or the subcritical) regime is when $r \rightarrow 0$. In this case they show that there exists a sequence of functions f^k such that either $f^k \equiv 1$ or $\lim_{r \rightarrow 0} f^k(r) = 0$ (depending on the distribution of Φ), and then

$$\mathbb{E}\{\beta_k^\Phi(n, r)\} \sim nr^{d(k+1)} f^{k+2}(r),$$

and the exact limiting constant is given by a formula similar in spirit to C_i in Theorem 4.1. They also provide equivalent limits for the distribution as in Theorems 4.4-4.5.

The critical (thermodynamic) regime is when $r \rightarrow \lambda \in (0, \infty)$. In this case, they show that $\mathbb{E}\{\beta_k^\Phi(n, r)\} = \Theta(n)$, and provide a limit for the Euler characteristic similarly to Corollary 5.2.

Finally, in the super critical regime ($r \rightarrow \infty$) they discuss the connectivity regime which is when $r^d = \Theta(\log n)$. Similarly to Theorem 4.12 they show that there exists a constant C such that if $r \geq C \left(\frac{1}{\log n}\right)^{1/d}$ then $\mathcal{C}(\Phi_n, r)$ is a.a.s contractible.

In addition to the Betti numbers of the Čech complex, they also provide equivalent results to the Vietoris-Rips complexes $\mathcal{R}(\Phi_n, r)$ and for the critical point counts N_i for the distance function d_{Φ_n} . In [46] these theorems are extended in some cases, to laws of large numbers and central limit theorems.

8. PERSISTENT HOMOLOGY

In this section we will overview some recent work in progress on *persistent homology* of random geometric complexes [8].

Briefly, persistent homology tracks the evolution of the homology of the complex as the radius r changes from zero to infinity. For survey articles on persistent homology see [17] and [24].

One of the outputs provided by persistent homology is a pair of values (b_γ, d_γ) assigned to every non-trivial cycle γ , that represent the radii at which γ appear and vanish (born and dies), respectively. Traditionally, the *persistence* (or significance) of a cycle γ is measured by the difference $d_\gamma - b_\gamma$. Here, we wish measure the persistence of γ by the ratio $p_\gamma := d_\gamma/b_\gamma$. There are a number of reasons to measure the persistence of a cycle multiplicatively.

- The persistence measured this way is scale invariant, i.e. the persistence of cycles for n points chosen uniformly in a cube $[0, 1]^d$ will have the same distribution as for n points chosen uniformly in a cube $[0, \lambda]^d$ for any $\lambda > 0$.
- In a random geometric setting, one issue with measuring persistence by $d_\gamma - b_\gamma$ is that both terms are tending to zero as the number of vertices goes to infinity, and $b_\gamma \ll d_\gamma$. For the prominent cycles, $b_\gamma \rightarrow 0$ much faster than d_γ , and therefore if we measure persistence as $d_\gamma - b_\gamma$, then b_γ will just be a small error term and it will be hard to differentiate between them. The multiplicative way of measuring persistence is more informative.
- Both Čech complexes $\mathcal{C}(n, r)$ and Vietoris–Rips complexes $\mathcal{R}(n, r)$ are central to the theory of persistent homology, and it is important to be able to compare them. The standard way of relating them is via the inclusion maps

$$\dots \hookrightarrow \mathcal{C}(n, r) \hookrightarrow \mathcal{R}(n, r) \hookrightarrow \mathcal{C}(n, \sqrt{2}r) \hookrightarrow \mathcal{R}(n, \sqrt{2}r) \hookrightarrow \dots$$

(In general $\mathcal{C}(n, r) \hookrightarrow \mathcal{R}(n, r) \hookrightarrow \mathcal{C}(n, \alpha r)$ for Čech and Vietoris–Rips complexes in Euclidean space \mathbb{R}^d , as long as $\alpha \geq \sqrt{2d/(d+1)}$, as shown in Theorem 2.5 of [18].)

So one may relate persistent homology between the two types of complexes. Because this relationship is naturally multiplicative in r , our results are stated in a way that holds for both types of complexes.

We will assume that the distribution is uniform on a convex body. However, similar results should hold for any measurable function f on a 2-dimensional manifold with boundary, provided that f is bounded from below and above.

Theorem 8.1. *Suppose that the random Čech complex $\mathcal{C}(n, r)$ is generated by a uniform distribution on a convex body in \mathbb{R}^d . Defining $p_\gamma := d_\gamma/b_\gamma$, then for $1 \leq i \leq d$ a.a.s.*

$$p_{\max}^{(i)} := \max_{\gamma} p_\gamma = \Theta \left(\left(\frac{\log n}{\log \log n} \right)^{1/i} \right),$$

where the maximum is taken over all non-trivial i -cycles γ . The implied constants in the asymptotic notation Θ only depend on the underlying probability distribution.

The last theorem is an example for the results studied in [8]. Persistent homology is becoming a very popular and powerful data analysis tool. Studying this type of extreme value behavior for persistent homology, can be later used to provide a statistical analysis to persistent homology. For example, suppose that the data are sampled from a distribution supported on a manifold \mathcal{M} with non trivial homology that we wish to recover. Knowing the distribution of $p_{\max}^{(i)}$ for convex bodies (where homology is trivial), would enable us to develop statistical tests to differentiate between the signal (real cycles of \mathcal{M}) and noise (artifacts of the sampling mechanism) in this type of data analysis problems. Persistent homology in random contexts was studied earlier by Bubenik and Kim in [16].

9. OPEN PROBLEMS / FUTURE DIRECTIONS

We close by mentioning several possible directions for future research.

- **Sharper results in the thermodynamic limit.** Proving strong results for expectation of Betti numbers in the critical regime remains a challenging problem. The best result so far is that if

$$\frac{\mathbb{E}[\beta_k]}{n} \rightarrow C,$$

where $C > 0$ is some constant which depends on the underlying distribution on \mathbb{R}^d and the degree k [46]. It would be a breakthrough to write an explicit formula for C and we expect that the results would find applications in TDA.

- **Connections between the various models.** Is there a model for random geometric complex which approximates the sub-level sets of the Gaussian random field? See [1] and [2] for introduction and overview of Gaussian random fields and their topological properties.
- **Torsion.** It may be surprising that all of the results in this survey for homology do not depend on the choice of coefficients. In dimensions $d \geq 4$ and higher, random geometric complexes will have torsion in integer homology.
- **Higher-dimensional percolation theory.** All of the random geometric complexes discussed here are analogues of random geometric graphs where the number of vertices n is finite, but where $n \rightarrow \infty$. Percolation theory is of a very different flavor one considers an infinite random graph, by taking a random subgraph of a lattice, and then analyzes large-scale structure such as whether or not an infinite component appears. Analogous lattice models

with higher-dimensional cells have been studied, for example “plaquette percolation” [3, 27].

REFERENCES

1. Robert J. Adler and Jonathan E. Taylor, *Random fields and geometry*, Springer Monographs in Mathematics, Springer, New York, 2007. MR 2319516 (2008m:60090)
2. ———, *Topological complexity of smooth random functions*, Lecture Notes in Mathematics, vol. 2019, Springer, Heidelberg, 2011, Lectures from the 39th Probability Summer School held in Saint-Flour, 2009, École d’Été de Probabilités de Saint-Flour. [Saint-Flour Probability Summer School]. MR 2768175 (2012h:60113)
3. M. Aizenman, J. T. Chayes, L. Chayes, J. Fröhlich, and L. Russo, *On a sharp transition from area law to perimeter law in a system of random surfaces*, Comm. Math. Phys. **92** (1983), no. 1, 19–69. MR 728447 (85d:82006)
4. Eric Babson, Christopher Hoffman, and Matthew Kahle, *The fundamental group of random 2-complexes*, J. Amer. Math. Soc. **24** (2011), no. 1, 1–28. MR 2726597 (2012d:20086)
5. Sivaraman Balakrishnan, Alessandro Rinaldo, Aarti Singh, and Larry Wasserman, *Tight lower bounds for homology inference*, arXiv:1307.7666 [cs, math, stat] (2013).
6. Yuliy Baryshnikov, Peter Bubenik, and Matthew Kahle, *Min-type Morse theory for configuration spaces of hard spheres*, Int. Math. Res. Not. IMRN (2014), no. 9, 2577–2592. MR 3207377
7. Omer Bobrowski and Robert J. Adler, *Distance functions, critical points, and the topology of random Čech complexes*, arXiv:1107.4775, 2011.
8. Omer Bobrowski, Matthew Kahle, and Primoz Skraba, *The length of the longest bar in random persistent homology*, in preparation, 2014.
9. Omer Bobrowski and Sayan Mukherjee, *The topology of probability distributions on manifolds*, to appear in Probability Theory and Related Fields, 2014.
10. Omer Bobrowski, Sayan Mukherjee, and Jonathan Taylor, *Topological consistency via kernel estimation*, arXiv preprint arXiv:1407.5272 (2014).
11. Omer Bobrowski and Shmuel Weinberger, *On the vanishing of homology in random Čech complexes*, In preparation, 2014.
12. Béla Bollobás, *Random graphs*, second ed., Cambridge Studies in Advanced Mathematics, vol. 73, Cambridge University Press, Cambridge, 2001. MR MR1864966 (2002j:05132)
13. Béla Bollobás and Oliver Riordan, *Percolation*, Cambridge University Press, New York, 2006. MR 2283880 (2008c:82037)
14. Karol Borsuk, *On the imbedding of systems of compacta in simplicial complexes*, Fund. Math. **35** (1948), 217–234. MR 0028019 (10,391b)
15. L. N. Bryzgalova, *The maximum functions of a family of functions that depend on parameters*, Funktsional. Anal. i Prilozhen. **12** (1978), no. 1, 66–67. MR 487233 (80g:58013)
16. Peter Bubenik and Peter T. Kim, *A statistical approach to persistent homology*, Homology, Homotopy Appl. **9** (2007), no. 2, 337–362. MR 2366953 (2008j:55005)
17. Gunnar Carlsson, *Topology and data*, Bull. Amer. Math. Soc. (N.S.) **46** (2009), no. 2, 255–308. MR 2476414 (2010d:55001)
18. Vin de Silva and Robert Ghrist, *Coverage in sensor networks via persistent homology*, Algebr. Geom. Topol. **7** (2007), 339–358. MR 2308949 (2008c:55008)
19. Herbert Edelsbrunner, David G. Kirkpatrick, and Raimund Seidel, *On the shape of a set of points in the plane*, IEEE Trans. Inform. Theory **29** (1983), no. 4, 551–559. MR 713690 (84m:52016)

20. Brittany Fasy, Fabrizio Lecci, Alessandro Rinaldo, Larry Wasserman, Sivaraman Balakrishnan, and Aarti Singh, *Statistical inference for persistent homology*, arXiv preprint arXiv:1303.7117 (2013).
21. Eduardo Ferraz, Anaïs Vergne, et al., *Statistics of geometric random simplicial complexes*, (2011).
22. Ghurumuruhan Ganesan, *Size of the giant component in a random geometric graph*, Ann. Inst. Henri Poincaré Probab. Stat. **49** (2013), no. 4, 1130–1140. MR 3127916
23. V. Gershkovich and H. Rubinstein, *Morse theory for Min-type functions*, Asian J. Math. **1** (1997), no. 4, 696–715. MR 1621571 (99i:58027)
24. Robert Ghrist, *Barcodes: the persistent topology of data*, Bull. Amer. Math. Soc. (N.S.) **45** (2008), no. 1, 61–75. MR 2358377 (2008i:55007)
25. E. N. Gilbert, *Random plane networks*, J. Soc. Indust. Appl. Math. **9** (1961), 533–543. MR 0132566 (24 #A2406)
26. Geoffrey Grimmett, *Percolation*, second ed., Grundlehren der Mathematischen Wissenschaften [Fundamental Principles of Mathematical Sciences], vol. 321, Springer-Verlag, Berlin, 1999. MR 1707339 (2001a:60114)
27. Geoffrey R. Grimmett and Alexander E. Holroyd, *Plaquettes, spheres, and entanglement*, Electron. J. Probab. **15** (2010), 1415–1428. MR 2721052 (2011k:60324)
28. Allen Hatcher, *Algebraic topology*, Cambridge University Press, Cambridge, 2002. MR MR1867354 (2002k:55001)
29. Svante Janson, Tomasz Łuczak, and Andrzej Ruciński, *Random graphs*, Wiley-Interscience Series in Discrete Mathematics and Optimization, Wiley-Interscience, New York, 2000. MR 1782847 (2001k:05180)
30. Matthew Kahle, *Random geometric complexes*, Discrete Comput. Geom. **45** (2011), no. 3, 553–573. MR 2770552
31. ———, *Sharp vanishing thresholds for cohomology of random flag complexes*, Ann. of Math. (2) **179** (2014), no. 3, 1085–1107. MR 3171759
32. ———, *Topology of random simplicial complexes: a survey*, to appear in AMS Contemp. Math., 2014.
33. Matthew Kahle and Elizabeth Meckes, *Limit theorems for Betti numbers of random simplicial complexes*, Homology Homotopy Appl. **15** (2013), no. 1, 343–374. MR 3079211
34. Nathan Linial and Roy Meshulam, *Homological connectivity of random 2-complexes*, Combinatorica **26** (2006), no. 4, 475–487. MR MR2260850 (2007i:55004)
35. V. I. Matov, *Topological classification of the germs of functions of the maximum and minimax of families of functions in general position*, Uspekhi Mat. Nauk **37** (1982), no. 4(226), 167–168. MR 667989 (84e:58011)
36. Ronald Meester and Rahul Roy, *Continuum percolation*, Cambridge Tracts in Mathematics, vol. 119, Cambridge University Press, Cambridge, 1996. MR 1409145 (98d:60193)
37. R. Meshulam and N. Wallach, *Homological connectivity of random k -dimensional complexes*, Random Structures Algorithms **34** (2009), no. 3, 408–417. MR 2504405 (2010g:60015)
38. J. Milnor, *Morse theory*, Based on lecture notes by M. Spivak and R. Wells. Annals of Mathematics Studies, No. 51, Princeton University Press, Princeton, N.J., 1963. MR 0163331 (29 #634)
39. Dmitriy Morozov, *Dionysus library for computing persistent homology*, 2014, <http://mrzv.org/software/dionysus>.

40. James R. Munkres, *Elements of algebraic topology*, Addison-Wesley Publishing Company, Menlo Park, CA, 1984. MR 755006 (85m:55001)
41. P. Niyogi, S. Smale, and S. Weinberger, *A topological view of unsupervised learning from noisy data*, SIAM J. Comput. **40** (2011), no. 3, 646–663. MR 2810909 (2012h:62015)
42. Partha Niyogi, Stephen Smale, and Shmuel Weinberger, *Finding the homology of submanifolds with high confidence from random samples*, Discrete Comput. Geom. **39** (2008), no. 1-3, 419–441. MR 2383768 (2009b:60038)
43. Mathew Penrose, *Random geometric graphs*, Oxford Studies in Probability, vol. 5, Oxford University Press, Oxford, 2003. MR 1986198 (2005j:60003)
44. Vanessa Robins, *Betti number signatures of homogeneous poisson point processes*, Physical Review E **74** (2006), no. 6, 061107.
45. D. Yogeshwaran and Robert J Adler, *On the topology of random complexes built over stationary point processes*, 2012.
46. D. Yogeshwaran, Eliran Subag, and Robert J. Adler, *Random geometric complexes in the thermodynamic regime*, 2014.

DUKE UNIVERSITY, DEPARTMENT OF MATHEMATICS

E-mail address: omer@math.duke.edu

THE OHIO STATE UNIVERSITY, DEPARTMENT OF MATHEMATICS

E-mail address: mkahle@math.osu.edu