

The Business Case for Facility-Operated Wireless Cellular Micronetworks

Malcolm Egan¹, Gareth W. Peters², Ido Nevat³ and Iain B. Collings⁴

¹ *Agent Technology Center, Faculty of Electrical Engineering, Czech Technical University in Prague, Czech Republic.*

² *Department of Statistical Sciences, University College London (UCL), London, England.*

³ *Institute for Infocomm Research, Singapore.*

⁴ *Computational Informatics Division, CSIRO, Sydney, Australia.*

Abstract

With the rise of cheap small-cells in wireless cellular networks, there are new opportunities for third party providers to service local regions via sharing arrangements with traditional operators. In fact, such arrangements are highly desirable for large facilities—such as stadiums, universities, and mines—as they already need to cover property costs, and often have fibre backhaul and efficient power infrastructure. In this paper, we propose a new network sharing arrangement between large facilities and traditional operators, called a facility micronetwork. Our facility micronetwork arrangement consists of two aspects: leasing of core network access from traditional operators; and service agreements with users. Importantly, our incorporation of a user service agreement into the arrangement means that resource allocation must account for financial as well as physical resource constraints. This introduces a new non-trivial dimension into wireless network resource allocation, which requires a new evaluation framework—the data rate is no longer the main performance metric. To this end, we develop a general framework based on ruin-theory, where the key metric is the probability that the facility micronetwork has less than zero revenue surplus. We then apply our framework to present a business case for facility micronetworks, where we suggest concrete conditions for profitable operation of facility micronetworks.

Keywords: facility micronetwork, wireless network sharing, ruin theory

arXiv:1409.4033v1 [cs.CY] 14 Sep 2014

I. INTRODUCTION

In traditional wireless networks, expensive infrastructure and the rapid adoption of new radio technologies resulted in small numbers of new market entrants. More recently, sharing of the radio access network (RAN) has been adopted to reduce capital expenditures (including infrastructure) of new operators, while still offering wide coverage and high quality of service (QoS). This trend has encouraged new operators to enter the market and sophisticated arrangements between infrastructure owners and operators are being considered.

There are many possible network sharing arrangements for wireless cellular network infrastructure, including mast sharing, full RAN sharing, roaming, or core-network sharing. At present, the most common sharing arrangements have involved only the RAN as the benefits of core network elements are not as clearly defined as those for sharing the access networks [1]. Nevertheless, RAN sharing allows operators to pool resources, which can increase the capacity available for operators to service regions that already have high base station (BS) density or to improve coverage to under-served areas in developing regions. A common RAN sharing arrangement is based on companies that only offer base stations to operators (known as tower companies), which are now a large part of the wireless industry; particularly in India and the United States. In other regions, established operators have heavily invested in infrastructure and negotiated BS sharing arrangements with new entrants to the market, such as in Sweden.

In parallel with the adoption of network sharing, small-cell technology (also known as femto, micro, pico, or metro-cells depending on the provider and transmitting capabilities) is revolutionizing the wireless industry with cheap, low-power base stations [2]. By exploiting small-cells, wireless networks can offer high data rates with a small footprint via dense placement, which reduces the distance between the BS and the user—the most effective means of increasing network capacity [3].

Despite the success of current network sharing arrangements and small-cells, there remain complex issues to be resolved. In particular, property must be leased to anchor small-cells, and backhaul must be installed in order to implement network MIMO (including CoMP) as well as inter-cell interference coordination (eICIC) [4]—key techniques for the effective operation of small-cell networks. Moreover, operational expenditures (OpEx)—largely due to BS maintenance—are growing with the increasing number of BSs in the network. This increase in OpEx will continue until effective self-organizing network (SON) technologies [5] are successfully implemented.

A particularly challenging scenario for operators is large facilities with high data rate demands, even when standard network sharing arrangements are employed. Common examples

of these facilities are universities, stadiums, convention centers, utilities, mines, and high density urban residences. The challenge arises due to the high cost in leasing BS locations, cost of leasing high bandwidth backhaul (despite the fact that the backhaul is often available within these facilities via fibre links), the often unusual characteristics of user demands—such as high upload rates in stadiums [6]—and large variations in data rate demand over time. Moreover, large facilities may desire to only charge low rates to users in order to improve the operation of the facility; in stark contrast with standard wireless service arrangements. This can occur either because the users are employees and the mobile service is paid for by the facility, or a cheap mobile service is used as an attraction to the facility; similar to how WiFi is currently offered free of charge to users in many convention centers and hotels.

A. A New Network Sharing Approach

There is strong motivation for large facilities to offer cheap mobile services and to develop their own capability to do so; namely, the low cost of small-cells, and the availability of high bandwidth backhaul. As such, there is a genuine need for an alternative network sharing arrangement that can exploit the unique characteristics of large facilities.

In this paper, we propose a new network sharing arrangement, which we call a *facility micronetwork*. Our facility micronetwork concept is based on a network consisting of small-cells operated by and within the facility. Our new network sharing arrangement contrasts with tower companies that own multiple small-cells and BSs, which are leased to operators.

There are two key aspects to our facility micronetwork sharing arrangement: the core network leasing agreement between traditional operators and the micronetwork; and the service agreement between the micronetwork and users. The purpose of the core network leasing agreement is to provide the micronetwork with data to serve users that are subscribed to traditional operators. This agreement involves a fee that the micronetwork pays to the traditional operator, in exchange for core network access. On the other hand, the service agreement is the mechanism by which the micronetwork obtains revenue. In particular, the micronetwork charges users for its services; depending on the resources required to ensure reliable transmission, and also pricing parameters designed to compensate for the leasing fee for core network access.

In concept, our facility micronetwork sharing arrangement bears similarities to the “local network operated by an independent actor” classification for indoor cellular networks proposed in [7]. More specifically, the approach in [7] introduced the notion of third party operators to service users inside large buildings, which negotiate with traditional operators for data access. Our facility micronetworks differ in two key aspects: (i) facility micronetworks are not limited

to indoor operation, which is achieved using a general stochastic geometry model that can in principle be extended to include BS cooperation via eICIC techniques; and (ii) we propose a specific agreement structure between operators, users, and our micronetworks. In particular, core network access is provided via a new leasing arrangement that can in principle be formulated as a contractual obligation, which we detail in Section III.

While facility micronetworks have currently not been considered as a network sharing option, there are six key economic incentives, subject to the presence of appropriate antitrust regulation:

- 1) The facility already owns or leases the property, which means that there is zero sunk cost for positioning small-cells.
- 2) The facility's high bandwidth fibre network can be exploited to provide high rates through advanced eICIC for no additional cost.
- 3) Competition will be increased between traditional operators in the region through core network access costs (in contrast with RAN discrimination).
- 4) Users will be charged only at the facility's incremental costs as the facility is either covering the costs itself (e.g., in mines or utilities) or the service is offered as an attraction (e.g. in hotels or convention centers).
- 5) Facilities can offer more efficient power sources as they also must power the facility (e.g., through large-scale solar cell sources).
- 6) SON innovation is promoted as the facilities chase a reduced OpEx. An incremental approach to SON is also possible since the micronetworks will have a relatively small number of small-cells, which means that there are fewer complexities compared with the large-scale RANs of traditional operators.

These benefits clearly suggest that there is a significant potential for network sharing arrangements based on facility micronetworks.

B. Making the Business Case for Facility Micronetworks

Although there are clear economic incentives for the adoption of facility micronetworks, a solid business case based on a quantitative framework is lacking. We address this issue by evaluating facility micronetworks using a new framework, which incorporates both the wireless communications network, as well as the service and leasing agreements between users, the facility micronetwork, and traditional wireless operators that own the core networks. In contrast with standard analytical frameworks in the wireless communications literature, our framework models the micronetwork as a *socio-technical system*. This means that the conclusions arising from our framework lie close to those used directly in real-world practice.

Profit-based approaches for resource allocation in cellular networks have been considered in [8]–[11]. In particular, in [9] the BS density and spectrum usage were optimized to maximize the net profit; however, this analysis was based solely on long-term average rates. The drawback of such an approach is that it does not consider any assessment of the feasibility of the business model or optimal solutions obtained from the perspective of a financial risk management analysis. As such, it is not easy to assess the long-term profitability of the operator. This is important as network design that takes profitability into account will differ from standard designs under purely technical constraints and generally lead to improved operator longevity. Key parameters such as compounded interest rates and initial capital also cannot be incorporated into the standard approaches. Our framework developed in this paper improves upon this standard approach by also capturing the effect of fluctuations in the number of users and their cellular data demands. In [8], cognitive cellular networks were modeled via Stackelberg games. The approaches in [8], [10], [11] exclusively focused on spectrum allocation.

Importantly, the approaches in [8]–[11] do not address a number of the key financial and technical factors that arise in real-world cellular networks, including features such as channel gains, power control, path loss and the duration of user connections. To do so requires a more sophisticated socio-technical framework. In this paper, we propose a new quantitative framework to evaluate facility micronetworks based on a reformulation of ruin theory¹ [12] to facilitate a study of micronetwork business models, where the key performance metric is the probability that the owner of the facility micronetwork has a net loss after a period of n months—leading to financial insolvency. We emphasize that the probability of these events, termed ruin, is dependent on both economic and technical factors, which include:

- 1) the initial capital of the facility micronetwork owner;
- 2) the compound interest rate (compounded monthly);
- 3) link parameters, such as channel gains, power control, and path loss;
- 4) duration of user connections;
- 5) and the number of users in the network.

Remark 1. *It is important to note that our socio-technical ruin framework applies more widely than to facility micronetwork sharing arrangements—the focus of this paper. In fact, our framework can be applied to any network sharing arrangement and more generally, inform how economic and technical considerations interact in wireless communications networks.*

¹Historically, ruin theory originally arose in the study of solvency requirements for insurance [12].

C. Key Contributions

We summarize our three key contributions as follows.

- 1) We propose a new network sharing arrangement between traditional operators, facility microworks, and users. The arrangements accounts for both the expenditures and revenue for the microwork; due to the cost of leasing access to traditional operators' core networks (expenditures), and the income from servicing users normally subscribed to traditional operators (revenue). Importantly, the service charges to each user depend on the physical resources required to ensure reliable transmission. As such, the service charges are strongly coupled to the capabilities of the RAN.
- 2) We develop a quantitative ruin theory-based framework to make the business case for facility microworks. The business case is based on the probability of ruin; that is, the probability that there is a net loss within a period of n months. In order to obtain the probability of ruin, we:
 - a) Derive the moments of the revenue from user service charges, based on a practical wireless heterogeneous network model. In particular, we exploit stochastic geometry techniques [13] to model the placement of base stations and users.
 - b) Use the moments of the revenue time-varying stochastic process to compute the probability distribution of the net profit derived by the facility operator by incorporating revenue from the service of each user.
 - c) Compute the probability of ruin via the probability distribution of the net profit and efficient recursions (based on linear difference equations), which are motivated by results in insurance theory [14], [15]. Importantly, we extend the applicability of the standard recursions account for idiosyncratic (from the perspective of insurance) aspects of wireless communication networks.
- 3) We form a business case for facility microworks based on numerical evaluation of the probability of ruin via our framework. First, we demonstrate that facility microworks can be profitable. Second, we provide insights to guide the design of wireless networks to account for revenue and expenditures, in addition to ensuring reliable transmission.

D. Organization of the Paper

The paper is organized as follows: Section II provides the underlying wireless network model; Section III consists of our proposed facility microwork sharing agreement; Section IV introduces our ruin theory-based framework to evaluate the network; Section V presents the business case for facility microworks, constructed via numerical evaluation of the ruin probability

using our new evaluation framework; and Section VI discusses open problems and concludes the paper.

II. WIRELESS NETWORK MODEL FOR FACILITY MICRONETWORKS

Consider the wireless network consisting of K traditional wireless operators and the micronetwork (owned and operated by the facility). The micronetwork is able to access the k -th traditional wireless operator's core network—the basis of our proposed network sharing arrangement—via a leasing agreement (detailed in Section III), which means that the micronetwork can service the U_k users subscribed to this operator.

From the perspective of the physical layer, we make the following standard assumptions:

- A1:** The micronetwork operates in discrete time with block fading. Each time slot (also corresponding to a fading block), has a duration (coherence time) of T seconds.
- A2:** The micronetwork's BSs are arranged according to a homogeneous spatial Poisson point process (PPP) with intensity β .
- A3:** All users serviced by the micronetwork:
 - (i) connect to the nearest micronetwork BS;
 - (ii) are arranged according to an independent stationary point process; not necessarily Poisson.

The key consequence of assumptions **(A2)** and **(A3)** is that the distribution of the distance R of a BS and any user it services is given by [16, Section III-A]

$$\Pr(Z \leq z) = e^{-\beta\pi z^2} 2\pi z\beta. \quad (1)$$

- A4:** Each micronetwork BS interferes with the others. Due to the Poisson interference assumption **(A2)**, the interference is M/M shot noise [16]. As such, the received signal in the l -th time slot ($l = 1, 2, \dots$) of a user's connection is given by

$$y_l = h_l \sqrt{r_U^{-\alpha} P_0} x_l + n_l + z_l, \quad (2)$$

where

- (i) $h_l \sim \mathcal{CN}(0, 1)$ is the fading coefficient in time slot l . All fading coefficients are independent.
- (ii) r_U is the distance between the user and its BS (the closest one, by **(A3)**), distributed according to (1).
- (iii) P_0 is the power level the BS transmits at; not necessarily constant.
- (iv) α is the path loss exponent.
- (v) $x_l \sim \mathcal{CN}(0, 1)$ is the (Gaussian) data symbol.

(vi) $n_l \sim \mathcal{CN}(0, \sigma^2)$ is additive white Gaussian noise (AWGN), with noise variance σ^2 .

(vii) z_l is the M/M shot noise.

Based on assumption (A4), the instantaneous signal-to-interference and noise ratio (SINR) in the l -th time slot of a given user's connection is given by

$$\gamma_l = \frac{|h_l|^2 r_U^{-\alpha} P_0}{\sigma^2 + I_l}, \quad (3)$$

where I_l is the interference power in the l -th time slot of the connection¹.

In particular, the interference power is given by

$$I_l = \sum_{m \in \mathcal{X} \setminus b_0} g_{m,l} P_I r_m^{-\alpha}, \quad (4)$$

where

- (i) b_0 denotes the micronetwork BS under consideration and \mathcal{X} is the set consisting of the interfering BSs.
- (ii) $g_{m,l}$ is the fading coefficient of the m -th interference of the l -th time slot of the given user's connection (serviced by BS b_0). All interference fading coefficients are independent to each other and also the desired link coefficients h_l (detailed in (A4)).
- (iii) P_I is the transmit power of each interfering BS, which is assumed to be constant.
- (iv) r_m is the distance from the i -th interfering BS to the user serviced by the micronetwork BS b_0 .

Using (3), we obtain the maximum instantaneous achievable rate with fixed resources for a given user in each time slot of its connection via the standard result for Gaussian channels. We summarize this in Proposition 1.

Proposition 1. *The maximum instantaneous achievable rate (a random variable) that a user connected to the micronetwork can achieve in the l -th time slot of its connection is given by*

$$R_l^{\max} = B \log_2(1 + \gamma_l), \quad (5)$$

where B is the bandwidth (a constant) and γ_l is given by (3).

III. PROPOSED NETWORK SHARING ARRANGEMENT

Our arrangement is based on a new approach to leasing agreements between traditional operators and the micronetwork, and also service agreements between users and the micronetwork.

²Our main focus is on the interference-limited scenario with $\sigma^2 = 0$.

As we proceed, new micronetwork-specific parameters—such as the length of each user’s connection—are introduced as additional assumptions. We give examples of the distributions of these (typically random) parameters on which we will later (in Section V) base our business case.

This section consists of three subsections:

- 1) the details of the core network leasing agreement between the traditional operators and the micronetwork;
- 2) the details of the service agreement between the users and the micronetwork;
- 3) and a concise formal summary of the network sharing agreement in terms of revenue and expenditure processes that will form the basis for our ruin theoretic analysis in Section IV.

Fig. 1 illustrates the components and agreements that form the network sharing arrangement.

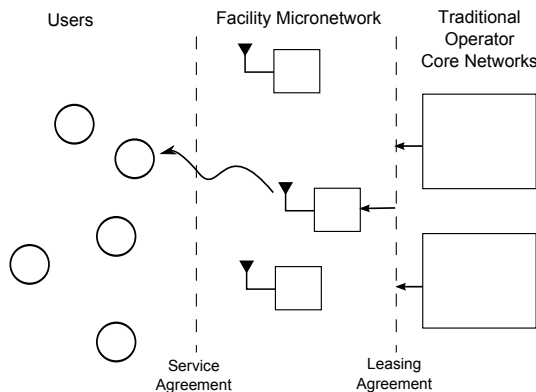


Fig. 1: Network sharing arrangement diagram.

A. Core Network Leasing Agreement

In the leasing agreement, the micronetwork pays a fee to the wireless operator that each user subscribes to. In return, the wireless operators provide access to their core networks. The fee that the micronetwork pays is dependent on two key factors:

- 1) the traditional wireless operator that the user has a subscription;
- 2) and the duration of the each user’s connection to the micronetwork.

For the user subscriptions we assume:

A5: The probability that the micronetwork is connected to a user from operator k is denoted by p_k and is given by

$$p_k = \frac{U_k}{\sum_{l=1}^K U_l}, \quad (6)$$

where U_l is the number of users subscribed to traditional wireless operator $l \in \{1, 2, \dots, K\}$.

We note that (A5) is a modeling assumption; in principle any distribution with support $\{1, 2, \dots, K\}$ can be used. Our choice in (6) means that the probability that the micronetwork services a user subscribed to operator k depends on the proportion of users in the network subscribed to operator k .

Remark 2 (User indexing notation). *In a given time slot, multiple users are likely to conclude their connection. To refer to a given user, we index it by the pair (i, j) , where i is the time slot that the user concludes its connection and j is the index of the user in the set of users that conclude their connection in time slot i . For example, when a user is the 4-th user that terminates its connection in time slot 5, then the user is indexed as $(5, 4)$.*

For the user connection duration, we make the following assumptions:

A6: Let $\tau_{i,j}$ be the duration (in integer time slots) of the connection of the j -th user to end its connection in the i -th time slot; i.e user (i, j) . This user is subscribed to operator $k_{i,j}$ according to the distribution in (A5). Each duration $\tau_{i,j}$ is independent and identically distributed. The durations $\tau_{i,j}$ has CDF $F_{\tau_{i,j}}$ with support $\{1, 2, \dots, i\}$.

Our proposed *core network leasing agreement* between traditional operators and the micronetwork consists of the connection fee for the j -th user, with connection ending in the i -th time slot (user (i, j)). The connection fee is given by

$$C(\tau_{i,j}, k_{i,j}) = \frac{C^*(k_{i,j})}{1 + e^{-\tau_{i,j}T}}, \quad (7)$$

where T is the fixed length of each time slot and $C^*(k_{i,j})$ is the maximum connection fee for users subscribed to operator $k_{i,j}$.

Observe that our proposed connection fee initially increases with the connection duration, and eventually tends to $C^*(k_{i,j})$. This means that the micronetwork's connection fee is bounded for each user, irrespective of the connection length. We view our fee structure as reasonable since the cost for the traditional operator to provide data for the core network should not increase significantly with the duration of a user's connection, as access to data is typically more costly than data transport.

B. Proposed Service Agreement

On the other hand, we have the service agreement between the micronetwork and users. The basic principle of the service agreement is that in exchange for wireless service, the users are charged by the micronetwork. The charges depend on four key factors:

- 1) the traditional wireless operator that the user has a subscription;
- 2) the duration of the users connection to the micronetwork;
- 3) the quality of the wireless service requested (i.e., the rate at which the user requests to be serviced);
- 4) the SINR of the link between the user and the micronetwork BS that it is serviced by.

It is important to note that the service agreement depends on the duration of user connections. This is in sharp contrast with core network leasing, where the duration of connection does not play a key role.

We assume that the service provider offers Q products of varying QoS. In practice, the user selects an application that it seeks to use—such as voice, video, or data—and the service provider offers a QoS product that can support the application.

In order to provide increasing levels of QoS over the wireless link, the micronetwork is required to employ an increasing number of physical resources; for instance, additional bandwidth, power, or infrastructure (e.g. relays or distributed antennas). It is important to note that a different number of physical resources are usually required in each time slot to account for channel fading. As such, the micronetwork varies the SINR in each time slot by a scaling factor $c_{i,j,l}$ (corresponding to the l -th time slot of the connection for the (i, j) -th user) to achieve

$$R_{i,j}^{(q)} = B \log(1 + \gamma_{i,j,l} c_{i,j,l}), \quad (8)$$

where $R_{i,j}^{(q)}$ corresponds to the rate required to support QoS product $q \in \{1, 2, \dots, Q\}$ for user (i, j) and $c_{i,j,l}$ encapsulates the additional physical resources required to support QoS product q . Observe that (8) follows directly from Proposition 1 with γ_l replaced with $\gamma_{i,j,l}$, which clarifies the particular user that is serviced. While it might seem more natural to directly scale the rate (i.e. define $R^{(q)} = B c'_{i,j,l} \log(1 + \gamma_{i,j,l})$), it is in fact simpler to use our formulation. We will show this in Section IV, where we develop our evaluation framework based on ruin theory. It is also worthwhile to note that the two formulations are identical with the appropriate definition of $c'_{i,j,l}$.

In practice, the micronetwork's physical resources are limited. As such, the scaling factor $c_{i,j,l}$ is upper bounded. We also introduce a lower bound on $c_{i,j,l}$ so that the micronetwork is guaranteed a minimum income, even when the channel is good. This means that micronetwork can

ensure that it can pay the core network leasing fee, detailed in (10). Taking these considerations into account, we define $c_{i,j,l}$ as

$$c_{i,j,l} = \max \left\{ \min \left\{ \frac{2^{R_{i,j}^{(g)}/B} - 1}{\gamma_{i,j,l}}, c_{\max} \right\}, c_{\min} \right\}. \quad (9)$$

Our proposed *service agreement* consists of the charge to the j -th user to end its connection in the i -th time slot (user (i, j)), which is given by

$$v(\tau_{i,j}, \mathbf{c}_{i,j}) = \sum_{l=1}^{\tau_{i,j}} c_{i,j,l} T \rho, \quad (10)$$

where $\mathbf{c}_{i,j} = [c_{i,j,1}, \dots, c_{i,j,\tau_{i,j}}]^T$ is the vector of scaling factors (each element corresponding to a different time slot) to satisfy (8) and ρ is the premium rate; that is, the income received from user (i, j) by the micronetwork per time slot with a unit scaling factor. We assume that the premium rate ρ is constant, irrespective of the operator that user (i, j) is subscribed to.

C. Summary of the Proposed Network Sharing Arrangement

From the perspective of the micronetwork, the leasing agreement corresponds to an expenditure process and the service agreement corresponds to an income process. As such, our network sharing arrangement can be formalized as the revenue surplus process, which is defined in terms of the expenditure and income processes.

An important feature of the revenue surplus process is interest compounding. This means that the total revenue surplus is dependent on not only the current surplus, revenue and costs, but also the interest rate. Moreover, the time interval between interest compounding is typically different to the duration of a time slot. The number of users with connections ending in compound interest interval m is given in (A7).

A7: The number of users N_n that have their connection end in compound interest interval $[n - 1, n)$ of duration κT ($\kappa \in \mathbb{N}$) is geometrically distributed as

$$\Pr(N_i = u) = (1 - w_N)^u w_N. \quad (11)$$

We first formalize the micronetwork expenditure process, which is based on the core network leasing agreement with the traditional operators in Section III-A.

Definition 1 (Micronetwork Expenditure Process). *Consider the (i, j) -th user associated with the k -th wireless operator, which has:*

- (i) a random connection duration $\tau_{i,j}$ time intervals, distributed according to $\tau_{i,j} \sim F_{\tau_{i,j}}$ (detailed in (A6));
- (ii) a requested rate product $R_{i,j}^{(q)}$ with $q \in \{1, 2, \dots, Q\}$, distributed according to $R_{i,j}^{(q)} \sim F_{R_{i,j}^{(q)}}$ for any discrete distribution on $\{1, 2, \dots, Q\}$;
- (iii) and required resources $\mathbf{c}_{i,j} = [c_{i,j,1}, \dots, c_{i,j,\tau_{i,j}}]^T$, which are i.i.d random variables defined in (9).

Then the total expenditure of the micronetwork in the compound interest interval $[n-1, n)$, is given by

$$E_n = \sum_{j=1}^{N_n} C(\tau_{m,j}, k_{m,j}), \quad (12)$$

where $(n-1)\kappa T \leq m < n\kappa T$ are the time slots that end in interval $[n-1, n)$, and N_n is geometrically distributed (as detailed in (A7)) and $C(\tau_{n,j}, k_{n,j})$ is defined in (10).

Next, we formalize the micronetwork income process, which is based on the service agreement with the users detailed in Section III-B.

Definition 2 (Micronetwork Income Process). Consider the (i, j) -th user associated with the k -th wireless operator, which satisfies the hypotheses in Definition 1. Then, the proposed charge to the (i, j) -th user (corresponding to the micronetwork income) for connecting to the micronetwork for a duration $\tau_{i,j}$ is given by the compound random sum

$$v(\tau_{i,j}, \mathbf{c}_{i,j}) = \sum_{l=1}^{\tau_{i,j}} c_{i,j,l} T \rho. \quad (13)$$

The total income generated in the period $[n-1, n)$ is given by

$$I_n = \sum_{j=1}^{N_n} v(\tau_{m,j}, \mathbf{c}_{m,j}), \quad (14)$$

where $(n-1)\kappa T \leq m < n\kappa T$ are the time slots that end in interval $[n-1, n)$, and N_n is geometrically distributed, as detailed in (A7).

Finally, the revenue surplus process for the micronetwork is defined as follows. This can be viewed as the accumulation of the initial capital and the difference between the income and expenditure processes, taking into account compound interest.

Definition 3. The revenue surplus is the current micro-network profit in the l -th time slot generated by serving users, after accounting for interest and the cost of accessing the operators' core

networks. This is given by

$$S_l(u) = u(1+r)^l + \sum_{i=1}^l (1+r)^{l-i} \sum_{j=1}^{N_i} [v(\tau_{m_i,j}, \mathbf{c}_{m_i,j}) - C(\tau_{m_i,j}, k_{m_i,j})], \quad (15)$$

where $i\kappa T \leq m_i < (i+1)\kappa T$, u is the initial micronetwork capital and r is the compound interest rate (compounded at intervals of κT). We also define

$$S_{net}(i) = \sum_{j=1}^{N_i} [v(\tau_{m_i,j}, \mathbf{c}_{m_i,j}) - C(\tau_{m_i,j}, k_{m_i,j})], \quad (16)$$

as the net profit in compound interval i , where $i\kappa T \leq m < (i+1)\kappa T$.

With the revenue surplus process in hand, we are ready to begin our evaluation of our proposed facility micronetwork sharing arrangement in Section IV.

IV. MICRONETWORK EVALUATION FRAMEWORK: A RUIN THEORY APPROACH

In this section, we detail our framework to evaluate our facility micronetwork sharing agreement, which will be used to make the business case in Section V. Our framework is based on ruin theory [12], where the key performance metric is the probability that the micronetwork has a negative revenue surplus within n months, known as the probability of ruin. This is an important metric as the micronetwork can only operate while it has the resources to do so; knowing whether these financial resources are likely to be available is important in the decision of whether or not to invest in the micronetwork, how to structure products, and how much to charge for services.

Unfortunately, it is not straightforward to directly compute the probability of ruin. The main reason for this is that the income and expenditure processes (defined in Section III-C) involve a number of random variables, which result in random sums without closed-form distributions. Due to these difficulties, we instead focus on obtaining an accurate approximation of the probability of ruin.

Fortunately, we are able to leverage techniques from ruin theory to compute an accurate approximation for the probability of micronetwork ruin. However, it is important to note that modifications to the standard theory are required, due to the fact that the parameters in our micronetwork problem yield non-standard distributions.

In this section, there are four subsections.

- A. The definition and overview of the key steps to compute the micronetwork ruin probability.
- B. The first step: the approximation of the income distribution, which is based on an orthogonal polynomial representation;

- C. The second step: the recursion for the net profit distribution;
- D. The third step: the recursion for the probability of ruin.

A. Ruin Probability Definition and Overview

Intuitively, the probability of ruin is the probability that the revenue surplus is negative before a period of l time periods (e.g., months). First, we define the stopping time known as the time of ruin, followed by the ruin probability.

Definition 4 (Ruin Time). *The time of ruin is the first time that the revenue surplus is negative, i.e.*

$$L_R = \inf\{l : S_l(u) < 0\}, \quad (17)$$

where u is the initial capital. Note that we allow for the possibility that $u < 0$.

Definition 5 (Probability of Ruin). *The probability of ruin before a period of l time periods is then*

$$\psi_l(u) = \Pr(L_R \leq l), \quad (18)$$

and the probability of survival is

$$\phi_l(u) = 1 - \psi_l(u). \quad (19)$$

In order to compute the ruin probability; the steps are detailed in Algorithm 1.

Algorithm 1 Ruin Probability Computation

1. Derive the orthogonal polynomial basis expansion for the income PDF in Section IV-B.
 2. Evaluate the distribution for the net profit in time slot l in Section IV-C. This is achieved by first discretizing the income PDF from Section IV-B, then using a recursion from actuarial science to compute the compound distribution.
 3. Evaluate the probability of ruin via another recursion in Section IV-D (different to the recursion in Stage 2), which circumvents the difficulty of directly computing the probability of ruin.
-

B. Orthogonal Polynomial Representation of the Income PDF

The first stage of computing the probability of ruin is to compute the PDF of the income from a user with connection ending in time slot i , which from Definition 2 is given by

$$V_i = v(\tau_{i,j}, \mathbf{c}_{i,j}) = \sum_{l=1}^{\tau_{i,j}} c_{i,j,l} T\rho, \quad (20)$$

which is a random sum due to $\tau_{i,j}$ and $c_{i,j,l}$ (given in (9)).

Remark 3. *In general, the distribution of $\tau_{i,j}$ depends on i . For short compounding intervals this is to ensure that the connection duration is not longer than the time the system has been running. In other cases, the distribution may vary due to seasonal usage trends and events, such as holidays. This has the important consequence that the moments and hence distribution of V_i depend on the time slot i that user (i, j) 's connection ends.*

It is clear from the fact that V_i is a random sum and the form of $c_{i,j,l}$ (see (9)) that the distribution of V_i is not readily obtained in closed-form. As such, we instead adopt a principled approach to approximating V_i , which is based on an Askey-orthogonal polynomial expansion. In particular, we use the Jacobi polynomials since the support of the income V_i is bounded on $[-v_{i,\min}, v_{i,\max}]$. This follows from the fact that both $\tau_{i,j}$ and $c_{i,j,l}$ are bounded.

It is important to note that the Jacobi polynomials are only orthogonal on $[-1, 1]$. Hence, we need to transform V_i so that it has also has support $[-1, 1]$. This is achieved via the transformation

$$W_i = \frac{2(V_i + v_{i,\min})}{v_{i,\max} + v_{i,\min}} - 1, \quad (21)$$

where $v_{i,\min} = -c_{\min}T\rho$ and $v_{i,\max} = ic_{\max}T\rho$, from (20).

The distribution of W_i via the Jacobi polynomial representation is then given by [17]

$$f_{W_i}(x) \approx K(x) \sum_{m=0}^d a_m P_m^{(a,b)}(x), \quad (22)$$

where d is the order of the approximation, $P_m^{(a,b)}(x)$ is the m -th Jacobi polynomial with parameters a, b , a_m is given by

$$\begin{aligned} a_n &= \frac{B(a, b)(2n + a + b - 1)\Gamma(n + a + b - 1)n!}{\Gamma(n + a)\Gamma(n + b)} \int_{-1}^1 f_{W_i}(x) P_n^{(a,b)}(x) dx \\ &= b_n \int_{-1}^1 f_{W_i}(x) P_n^{(a,b)}(x) dx \end{aligned} \quad (23)$$

and $K(x)$ is given by

$$K(x) = \frac{(1+x)^{a-1}(1-x)^{b-1}}{B(a, b)2^{a+b-1}}, \quad (24)$$

where

$$B(x, y) = \Gamma(x)\Gamma(y)/\Gamma(x + y). \quad (25)$$

We note that the coefficients a_n minimize the mean square error between the approximation and $f_{W_i}(x)$ as $d \rightarrow \infty$.

Remark 4. *From extensive numerical experiments, we have found that the choice $a = b = 1$ (corresponding to Legendre polynomials) yields the most accurate approximations for a range of moments (corresponding to different network setups).*

As $P_n^{(a,b)}$ is a polynomial, we can write a_n as

$$a_n = b_n \int_{-1}^1 f_{W_i}(x) \sum_{s=0}^n \zeta_{n,s} x^s = b_n \sum_{s=0}^n \zeta_{n,s} \mathbb{E}[W_i^s], \quad (26)$$

where $\zeta_{n,s}$ corresponds to the coefficient of the s -th order term of $P_n^{(a,b)}$. This means that the approximation is completely characterized by the raw moments of W_i . Observe that the moments of W_i are related to the moments of V_i via

$$\mathbb{E}[W_i^s] = \mathbb{E} \left[\left(\frac{2(V_i + v_{i,\min})}{v_{i,\max} + v_{i,\min}} - 1 \right)^s \right], \quad (27)$$

which can be readily evaluated (given the moments of V_i) via the binomial expansion.

Remark 5. *To obtain the moments of V_i (and hence the moments of W_i), we compute and then differentiate the moment generating function, which allows us to use the probability generating functional of the PPP; surpassing the need to explicitly derive the distribution of the interference. The first four moments and details of the derivations are given in Appendix A.*

The distribution of V_i is then obtained from the distribution of W_i via the transformation

$$f_{V_i}(x) = \frac{2}{v_{i,\max} + v_{i,\min}} f_{W_i} \left(\frac{2(x + v_{i,\min})}{v_{i,\max} + v_{i,\min}} - 1 \right), \quad (28)$$

where $f_{W_i}(x)$ is given by (22). We summarize the procedure in Algorithm 2.

Algorithm 2 Orthogonal Polynomial Basis Expansion of the Net Profit PDF

1. Compute the moments of V_i using (66) and (67) in Appendix A.
 2. Transform V_i to the random variable W_i with support $[-1, 1]$ via (21).
 3. Compute the basis expansion coefficients a_n via (26).
 4. Compute the basis expansion of $f_{W_i}(x)$ using (22).
 5. Transform $f_{W_i}(x)$ via (28) to obtain $f_{V_i}(x)$.
-

C. Recursion for the Net Profit PDF

The second stage is to compute the PDF of the net profit. Recall from Definition 3, that the net profit for time slot i is given by

$$S_{net}(i) = \sum_{j=1}^{N_i} [v(\tau_{i,j}, \mathbf{c}_{i,j}) - C(\tau_{i,j}, k_{i,j})]. \quad (29)$$

It is important to note that $S_{net}(i)$ has a *different* distribution for each i (see Remark 3). Moreover, observe that the distribution of $C(\tau_{i,j}, k_{i,j})$ is discrete and the approximation of the distribution of $v(\tau_{i,j}, \mathbf{c}_{i,j})$ from Section IV-B is continuous (with bounded support). Also note that $S_{net}(i)$ is a random sum (in both the summands and number of summands). As such, it is not straightforward to efficiently compute the distribution of $S_{net}(i)$.

Fortunately, linear recursions have been developed in to evaluate distributions for sums closely related to $S_{net}(i)$. In order to apply these recursive approaches, we first need to find the distribution of $v(\tau_{i,j}, \mathbf{c}_{i,j})$ after it has been discretized. The discretization of $v(\tau_{i,j}, \mathbf{c}_{i,j})$ can be obtained via standard approaches such as the Lloyd algorithm [18]; although it is important to carefully consider any negative terms in the distribution of $v(\tau_{i,j}, \mathbf{c}_{i,j})$ that might occur due to the basis expansion approximation. We denote the discretization as $\hat{v}(\tau_{i,j}, \mathbf{c}_{i,j})$.

To obtain the PDF of the net profit denoted by h_{Z_j} , we now embed the discretized income into the lattice $\Delta\mathbb{Z}$ by choosing $\Delta > 0$ sufficiently small and rounding the support of $\hat{v}(\tau_{i,j}, \mathbf{c}_{i,j})$. We then obtain the distribution

$$h_{Z_j}(k) = \Pr(Z_j = k), \quad (30)$$

of the random quantity

$$Z_j = [\hat{v}(\tau_{i,j}, \mathbf{c}_{i,j}) - C(\tau_{i,j}, k_{i,j})], \quad (31)$$

by convolving the (discrete) distributions of $\hat{V} = \hat{v}(\tau_{i,j}, \mathbf{c}_{i,j})$ and $C(\tau_{i,j}, k_{i,j})$, which both have discrete support on $S \subset \Delta\mathbb{Z}$, with $|S| < \infty$.

At this point, we obtain the approximate distribution of $S_{net}(i)$. This is based on the following linear recurrence based on [14, Eq. (1.7)],

$$f_{S_{net}(i)}((n+1)\Delta) = \frac{w_N}{1 - w_N h_{Z_i}(0)} \sum_{k=-\infty, k \neq -1}^{\infty} (n+1) h_{Z_i}((k+1)\Delta) f_{S_{net}(i)}((n-k)\Delta). \quad (32)$$

We note that similar difference equations can be derived for distributions of N_i , other than geometric; in fact, it is straightforward to extend to any distribution in the Katz family (i.e., binomial, Poisson, and negative binomial distributions). Further details may be found in [14, Eq. (1.3)] and [19, Eq. (1)].

Remark 6. We emphasize that the support of $S_{net}(i)$ is over \mathbb{Z} , not just \mathbb{N} . This means that the standard recursion in [19] (known as the Panjer recursion) is not applicable; the more general approach in [14] is required.

In practice, the sum (32) is in fact bounded (due to the finite resolution of the discretization step), which gives

$$f_{S_{net}(i)}((n+1)\Delta) = \frac{w_N}{1 - w_N h_{Z_i}(0)} \sum_{k=k_{\min}, k \neq -1}^{k_{\max}} (n+1)h_{Z_i}((k+1)\Delta) f_{S_{net}(i)}((n-k)\Delta), \quad (33)$$

where³ $k_{\min} = \min \text{Supp}(S_{net}(i)) - 1$ and $k_{\max} = \max \text{Supp}(S_{net}(i)) - 1$, depend on the discretization resolution.

In order to solve the linear recurrence relation in (33), we use a convex reformulation in terms of a least squares problem,

$$\min_{\mathbf{f}: \mathbf{f}^T \mathbf{f} = 1} \|\mathbf{A}\mathbf{f}\|_2, \quad (34)$$

where \mathbf{A} consists of the coefficients in terms of h_{Z_i} from (33) and \mathbf{f} is the distribution of $S_{net}(i)$. We note that in principle other objectives can be used in (34), such as those discussed in [14]; however, we have found via numerical experiments that the least squares objective is suitable for the purpose of approximating the ruin probability.

D. Recursion for the Probability of Ruin

The third (and final) stage of the calculation is to compute the probability of ruin. This is achieved by collecting the distributions of $S_{net}(l)$ and substituting into the new ruin probability recursion, which we derive in this section.

It is important to note that the ruin probability (defined in Definition 5) is the probability that the revenue surplus is negative at *any* $l \leq L$. Formally, the ruin probability can be written as

$$\psi_L(u) = \Pr(S_1(u) < 0 \cup \dots \cup S_L(u) < 0). \quad (35)$$

It is helpful to write the ruin probability in terms of the survival probability (see Definition 5), which is given by

$$\phi_L(u) = 1 - \psi_L(u) = \Pr(S_1 \geq 0 \cap \dots \cap S_L \geq 0). \quad (36)$$

³The set $\text{Supp}(S_{net}(i))$ corresponds to the support of $S_{net}(i)$.

We now give the recursion for the probability of ruin in terms of the distributions of $S_{net}(l)$, $l = 1, 2, \dots, L$. First, define

$$G_l(y) = \Pr(S_{net}(l) \leq y). \quad (37)$$

We then have the following theorem, which generalizes the ruin probability recursion in [15], [20].

Theorem 1. *The survival probability after L time periods (e.g., months) is given by*

$$\phi_L(u) = \phi_{L-1}(u)(1 - G_L(0)) + \int_{-\infty}^0 \phi_{L-1}\left(u + \frac{y}{(1+r)^L}\right) dG_L(y), \quad \forall L \geq 2, \quad (38)$$

where

$$\phi_1(u) = 1 - G_1(-u(1+r)). \quad (39)$$

The ruin probability is then obtained via $\psi_L(u) = 1 - \phi_L(u)$.

Proof: See Appendix B. ■

We note that the integral in Theorem 1 is a Stieltjes integral. This is important as G_l , $l = 1, 2, \dots, L$ is in fact a sequence of distributions, all with discrete and bounded support. As such, the Stieltjes integral is a finite sum and can be efficiently evaluated numerically.

V. THE BUSINESS CASE: NUMERICAL AND SIMULATION RESULTS

With our evaluation framework based on ruin-theory in hand, we now turn to constructing the business case for facility micronetworks. We obtain pricing schemes that yield a probability of ruin less than 10%, under practical operating conditions. Along the way, we present important tradeoffs between physical layer resources such as pathloss, and financial constraints such as initial capital, interest rate (compounded monthly) and pricing.

Before evaluating the ruin probability using the techniques we have developed in Section IV, we first present a simplified analysis based purely on the expected revenue surplus (see Definition 3). This analysis provides initial insights into the financial aspects of the problem, which may be unfamiliar to the wireless communication community. That is, we consider

$$\mathbb{E}[S_{net}(l)] = u(1+r)^l + \sum_{i=1}^l (1+r)^{l-i} \mathbb{E}[N] (\mathbb{E}[V] - \mathbb{E}[C]), \quad (40)$$

where we assume that the connection duration time $\tau_{i,j}$ is constant, which means that the revenue per user V_i has expectation $\mathbb{E}[V]$ for all i . The condition on the initial capital to ensure

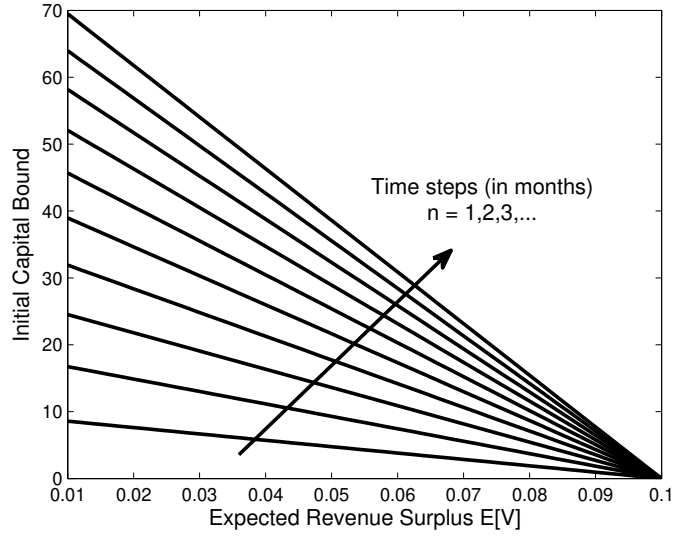


Fig. 2: Plot of bound on initial capital u to ensure $\mathbb{E}[S_{net}(l)] \geq 0$, where $r = 0.05$, $\mathbb{E}[N] = 100$, $\mathbb{E}[C] = 0.1$.

positive average revenue surplus (i.e., $\mathbb{E}[S_{net}(l)] \geq 0$) at a given time n for interest rate r is then given by

$$u \geq \mathbb{E}[N] (\mathbb{E}[C] - \mathbb{E}[V]) \left(\frac{(1+r)^n - 1}{r(1+r)^n} \right). \quad (41)$$

To illustrate this condition, Fig. 2 plots the expected revenue $\mathbb{E}[V]$ versus the bound on u ; each curve corresponding to a different time slot n . First, observe the initial capital needs to be non-zero to ensure a positive *expected revenue surplus* when the costs exceed the revenue; i.e., $\mathbb{E}[C] > \mathbb{E}[V]$. Second, observe that there is a diminishing increase in the required initial capital as the number of time steps is increased; this can be seen by comparing the gaps between the curves, for a fixed $\mathbb{E}[V]$. Moreover, as the bound on u in (41) scales linearly with $\mathbb{E}[N]$, the initial capital increases significantly as the number of connected users increase, when $\mathbb{E}[C] > \mathbb{E}[V]$. These are general trends; however, it is important to note the limitations of any analysis based on *expected* revenue surplus. In particular, short-term behavior of the revenue surplus is not accounted for, which has the consequence that fluctuations in user demand or available network resources can cause the revenue surplus to drop below zero—leading to ruin. As such, it is necessary to use our framework based on ruin theory to account for these fluctuations and ultimately reduce the financial risk to the micronetwork.

To account for fluctuations in the revenue surplus, we now turn to our evaluation framework based on ruin theory. We consider the network setup in Table I and define $A_d = 2^{R^{(1)}/B} - 1$, where $R^{(1)}$ is the rate product on offer.

Parameter	K	σ^2	$P_0 = P_I$	w_N	Q	$T\rho$	C	κT
Value	1	0	1	0.2	1	1	100	1 month

TABLE I: Summary of network parameters.

β	$\mathbb{E}[V]$ Num., $\alpha = 3$	$\mathbb{E}[V]$ M.C., $\alpha = 3$	$\mathbb{E}[V]$ Num., $\alpha = 4$	$\mathbb{E}[V]$ M.C., $\alpha = 4$
0.01	76.5	75.5	60.5	60.2
0.1	76.5	77.0	60.5	60.9
1	76.5	76.4	60.5	59.8

TABLE II: Table showing effect of varying BS density β , for different pathloss exponent α using numerical (Num.) and Monte Carlo (M.C.) approaches. Evaluation performed with $c_{\min} = 0.1$, $c_{\max} = 100$, $A_d = 100$.

We first consider the moments of the revenue $\mathbb{E}[V]$. These moments are ultimately used to compute the probability of ruin. They are also of interest in their own right. We show this next by examining the role of the key wireless network and financial parameters α , β , c_{\min} , and c_{\max} .

In Table II, we compare the BS density β with the first moment of V , $\mathbb{E}[V]$, obtained numerically via (67) and via Monte Carlo simulation. We point out that the moments obtained numerically via (67) are in good agreement with the moments obtained via Monte Carlo simulation. Importantly, the moment $\mathbb{E}[V]$ is constant irrespective of the BS density for both the numerical and Monte Carlo approaches. This suggests that the BS density does not play an important role in networks well-modeled by PPPs. We believe the reason for this is that as the density of BSs increases, there is an increase in nearby interfering BSs, which is balanced by a closer servicing BS. Note that the BS density has a similar effect of outage probability in the low noise region, as shown in [16].

Next, we consider the effect of the pathloss on the revenue. Fig. 3 plots the pathloss exponent versus the expected revenue $\mathbb{E}[V]$, which shows excellent agreement between our numerical result (based on (67)) and Monte Carlo results. The trend illustrated by the figure is that the revenue decreases as the pathloss exponent increases, irrespective of A_d (corresponding to different rate products $R^{(1)}$ on offer). This is due to the fact that it is easier to service users with a high pathloss exponent as it means that there are often lower interference levels.

Following Algorithm 1, the next step to compute the ruin probability is to obtain the PDF of the revenue V via basis expansion. To illustrate this step, the basis expansion approximation for the CDF of V is plotted in Fig. 4. We observe that our numerical approximation is in good

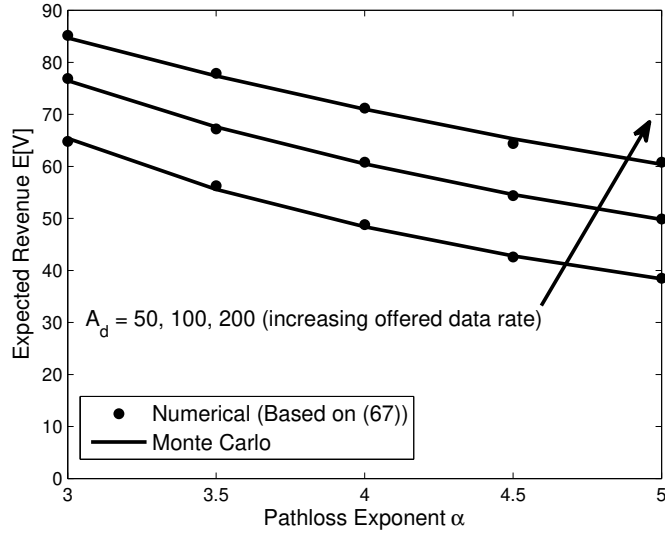


Fig. 3: Plot of expected revenue $\mathbb{E}[V]$ versus pathloss exponent α , with varying $A_d = 2^{R^{(1)}/B} - 1$. Parameters are $\beta = 0.1$, $c_{\min} = 0.1$, $c_{\max} = 100$, $A_d = 100$.

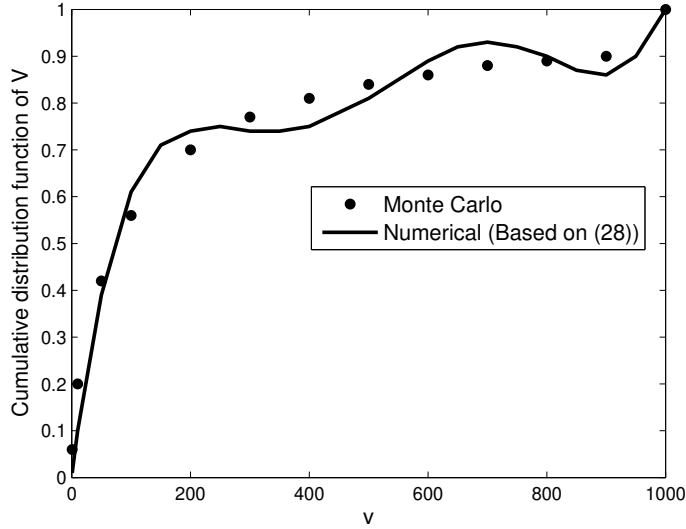


Fig. 4: Plot of basis expansion approximation for the CDF of V using four moments. Parameters are $\alpha = 4$, $\beta = 0.1$, $c_{\min} = 0.001$, $c_{\max} = 1000$, $A_d = 100$.

agreement for revenue less than 200, and then has small oscillations for high revenue values. It is important to note that tail oscillations are common when using the Jacobi polynomial representation, and must be carefully accounted for. In the setup for Fig. 4, the approximation is good; however, as c_{\min} is increased or c_{\max} decreased, the discontinuity affects the quality of the approximation. As such, additional moments (i.e., $\mathbb{E}[V^5], \dots$) are required to smooth the

oscillations, which can be obtained easily from our analysis in Appendix A. We also note that the parameters a, b in the Jacobi polynomials (see Section IV-B) strongly influence the approximation; extensive numerical experiments suggest that $a = b = 1$ is a robust choice.

Table III shows the ruin probability after 5 months versus the initial capital u , for varying A_d (reflecting different rate products on offer). As expected from Fig. 2, in order to obtain a low probability of ruin, the initial capital needs to be chosen carefully. This is reflected in both the numerical and Monte Carlo results. We note that for low ($u = 100$) and high ($u \geq 250$) initial capital, the numerical and Monte Carlo approaches are in agreement. However, for $u \approx 200$, there is a difference of approximately 0.1. This is due to the discretization step detailed in Section IV-C. Importantly, to ensure the probability of ruin is less than approximately 10%, an initial capital of $u > 250$ is required, with the parameters used in Table III.

Initial Capital u	100	150	200	250	300
Numerical (Using Theorem 1)	0.33	0.09	0.01	0	0
Monte Carlo	0.33	0.22	0.11	0.05	0.02

TABLE III: Ruin probability after 5 months with varying initial capital u . Parameters are $\alpha = 4$, $\beta = 0.1$, $c_{\min} = 0.001$, $c_{\max} = 1000$, $A_d = 100$, and $r = 0.05$.

VI. CONCLUSIONS

Due to the recent availability of cheap small-cells and the unique operating requirements of facilities, there is a need for alternative network sharing arrangements. To this end, we proposed the concept of facility micronetworks, which are based on: a leasing agreement between traditional operators and the micronetwork; and a service agreement between users and the micronetwork. Unlike traditional operators, the local scale of facility micronetworks means that technical design at the level of the network architecture is intimately connected with the profitability; instead of loosely coupled.

In order to evaluate facility micronetworks, we adopt a socio-technical system design approach. As such, our key performance metric is the ruin probability—leading to a new ruin-based evaluation framework. To evaluate the ruin probability, we proposed a numerical approximation method, which is shown to be in good agreement with Monte Carlo simulation. Our approximation method includes two key novel aspects: computation of the moments of the revenue via stochastic geometry techniques; and a new recursion for the ruin probability, which is tailored for the wireless communication setting. Our numerical results suggested that there

are in fact concrete conditions where profitable operation of facility micronetworks is possible, with sufficient initial capital.

APPENDIX A

In this appendix, we derive the first four moments of the income for a user with connection ending in time slot i , which is used to compute the ruin probability. Importantly, our analysis can be straightforwardly extended to higher moments. Recall that the income from a single user (a typical node, by Slivnyak's theorem for homogeneous Poisson point processes) is given by

$$v(\tau_{i,j}, \mathbf{c}_{i,j}) = \sum_{l=1}^{\tau_{i,j}} c_{i,j,l} T \rho, \quad (42)$$

where the scaling factor is

$$c_{i,j,l} = \max \left\{ \min \left\{ \frac{(2^{R_{i,j}/B} - 1) P_I I_{i,j,l}}{|h_{i,j,l}|^2 d_{i,j}^{-\alpha} P_0}, c_{\max} \right\}, c_{\min} \right\}. \quad (43)$$

We also define: $A = \frac{P_I(2^{R_{i,j}/B} - 1)}{P_0 d_{i,j}^{-\alpha}}$; $H_l = |h_{i,j,l}|^2$; $\tau = \tau_{i,j}$; and $V = v(\tau_{i,j}, \mathbf{c}_{i,j})$.

In order to compute the four moments, we require the moment generating function (MGF) of V . In turn, the MGF is obtained from the Laplace transform $\mathcal{L}_X(t)$, which is given by

$$\begin{aligned} \mathcal{L}_V(t) &= \mathbb{E} \left[\exp \left(-t \sum_{l=1}^{\tau} \max \left\{ \min \left\{ \frac{A I_l}{H_l}, c_{\max} \right\}, c_{\min} \right\} T \rho \right) \right] \\ &= \mathbb{E}_{\tau} \left[\mathbb{E}_A \left[\left(\mathbb{E}_{H_l, I_l} \left[\exp \left(-t \max \left\{ \min \left\{ \frac{A I_l}{H_l}, c_{\max} \right\}, c_{\min} \right\} T \rho \right) \middle| A \right] \right)^{\tau} \middle| \tau \right] \right]. \end{aligned} \quad (44)$$

Note that $R_{i,j}$ and τ have discrete support, so these expectations are sums we evaluate last. We now evaluate the inner expectation over the interference I and the channel gain H_l . Observe that the inner expectation can be written as

$$\begin{aligned} E(t) &= \mathbb{E}_{H_l, I_l} \left[\exp \left(-t \max \left\{ \min \left\{ \frac{A I_l}{H_l}, c_{\max} \right\}, c_{\min} \right\} T \rho \right) \middle| A, \tau \right] \\ &= E_1(t) + E_2(t) + E_3(t), \end{aligned} \quad (45)$$

where

$$\begin{aligned} E_1(t) &= \mathbb{E} \left[e^{-t T \rho c_{\min}} \middle| \frac{A I_l}{H_l} < c_{\min} \right] \Pr \left(\frac{A I_l}{H_l} < c_{\min} \right) \\ &= e^{-t T \rho c_{\min}} \Pr \left(\frac{A I_l}{H_l} < c_{\min} \right), \\ E_2(t) &= e^{-t T \rho c_{\max}} \Pr \left(\frac{A I_l}{H_l} > c_{\max} \right), \\ E_3(t) &= \mathbb{E} \left[e^{-t T \rho \frac{A I_l}{H_l}} \middle| c_{\min} \leq \frac{A I_l}{H_l} \leq c_{\max} \right] \Pr \left(c_{\min} \leq \frac{A I_l}{H_l} \leq c_{\max} \right) \\ &= \int_{c_{\min}}^{c_{\max}} e^{-t T \rho w} f_W(w) dw, \end{aligned} \quad (46)$$

with

$$W = \frac{AI_l}{H_l}. \quad (47)$$

To compute $E_3(t)$, observe that

$$\begin{aligned} \Pr(W \leq w) &= \mathbb{E}_{I_l} \left[e^{-\frac{AI_l}{w}} \right] \\ \Rightarrow f_W(w) &= \mathbb{E}_{I_l} \left[\frac{AI_l}{w^2} e^{-\frac{AI_l}{w}} \right]. \end{aligned} \quad (48)$$

Hence,

$$E_3(t) = \mathbb{E}_{I_l} \left[\int_{c_{\min}}^{c_{\max}} e^{-tT\rho w} \frac{AI_l}{w^2} e^{-\frac{AI_l}{w}} dw \right]. \quad (49)$$

Next, we integrate by parts to obtain

$$\begin{aligned} E_3(t) &= \mathbb{E}_I \left[AI_l \left(\left[-\frac{1}{AI_l} e^{-tT\rho/u} e^{-AI_l u} \right]_{\frac{1}{c_{\max}}}^{\frac{1}{c_{\min}}} + \frac{tT\rho}{AI_l} \int_{\frac{1}{c_{\max}}}^{\frac{1}{c_{\min}}} \frac{1}{u^2} e^{-tT\rho/u} e^{-AI_l u} du \right) \right] \\ &= e^{-tT\rho c_{\max}} \mathbb{E}_I [e^{-AI_l/c_{\max}}] - e^{-tT\rho c_{\min}} \mathbb{E}_I [e^{-AI_l/c_{\min}}] + tT\rho \int_{\frac{1}{c_{\max}}}^{\frac{1}{c_{\min}}} \frac{1}{u^2} e^{-tT\rho/u} \mathbb{E}_I [e^{-AI_l u}] du. \end{aligned} \quad (50)$$

This yields

$$E(t) = E_1(t) + E_2(t) + E_3(t) = e^{-tT\rho c_{\max}} + tT\rho \int_{\frac{1}{c_{\max}}}^{\frac{1}{c_{\min}}} \frac{1}{u^2} e^{-tT\rho/u} \mathbb{E}_I [e^{-AI_l u}] du. \quad (51)$$

In order to compute $E(t)$, we require $\mathbb{E}_I [e^{-AI_l u}]$, which is given by

$$\begin{aligned} \mathbb{E}_{I_l} [e^{-AI_l u}] &\stackrel{(a)}{=} \mathbb{E}_{\mathcal{X}, \{g_m\}} \left[e^{-Au \sum_{m \in \mathcal{X} \setminus \{b_0\}} g_m r_m^{-\alpha}} \right] \\ &= \mathbb{E}_{\mathcal{X}, \{g_m\}} \left[\prod_{m \in \mathcal{X} \setminus \{b_0\}} e^{-Aug_m r_m^{-\alpha}} \right] \\ &\stackrel{(b)}{=} \mathbb{E}_{\mathcal{X}} \left[\prod_{m \in \mathcal{X} \setminus \{b_0\}} \mathbb{E}_g \left[e^{-Aug r_m^{-\alpha}} \right] \right] \\ &\stackrel{(c)}{=} \exp \left(-2\pi\beta \int_{r_U}^{\infty} \left(1 - \mathbb{E}_g \left[e^{-Augz^{-\alpha}} \right] \right) zdz \right), \end{aligned} \quad (52)$$

where: (a) follows from $H_l \sim \exp(1)$ and (4); (b) follows from the fact that $\{g_m\}$ is independent of the spatial point process; and (c) follows from the probability generating functional of the PPP⁴.

⁴The probability generating functional property of the PPP gives $\mathbb{E}[\prod_{x \in \mathcal{X}} f(x)] = e^{-\beta \int_{\mathbb{R}^2} (1-f(x)) dx}$.

Continuing, we have

$$\begin{aligned}\mathbb{E}_{I_t} [e^{-AI_t u}] &= \exp \left(-2\pi\beta \int_{r_U}^{\infty} \int_0^{\infty} (1 - e^{-Agz^{-\alpha}u}) z e^{-g} dg dz \right) \\ &= \exp \left(-2\pi\beta \int_0^{\infty} \frac{1}{\alpha} \int_0^{r_U^{-\alpha}} (1 - e^{-Agyu}) y^{-\frac{2}{\alpha}-1} dy e^{-g} dg \right),\end{aligned}\quad (53)$$

which follows from the change of variables $y = z^{-\alpha} \Rightarrow z = y^{-1/\alpha} \Rightarrow dz = -\frac{1}{\alpha} y^{-\frac{1}{\alpha}-1} dy$.

Now consider the inner integral in (53), given by

$$F = \int_0^{r_U^{-\alpha}} (1 - e^{-Agyu}) y^{-\frac{2}{\alpha}-1} dy. \quad (54)$$

Integrating by parts,

$$F = -\frac{\alpha}{2} \left(1 - e^{-Agr_U^{-\alpha}u} \right) r_U^2 + \frac{\alpha Agu}{2} F_1, \quad (55)$$

where

$$F_1 = \int_0^{r_U^{-\alpha}} e^{-Agyu} y^{-\frac{2}{\alpha}} dy. \quad (56)$$

Integrating by parts again we obtain,

$$\begin{aligned}F_1 &= \int_0^{Agu(r_U^{-\alpha})} e^{-v} \left(\frac{1}{Agu} \right)^{-\frac{2}{\alpha}} v^{-\frac{2}{\alpha}} \frac{1}{Agu} dv \\ &= \left(\frac{1}{Agu} \right)^{-\frac{2}{\alpha}+1} \gamma \left(1 - \frac{2}{\alpha}, Agur_U^{-\alpha} \right),\end{aligned}\quad (57)$$

where

$$\gamma(s, x) = \int_0^x t^{s-1} e^{-t} dt. \quad (58)$$

Next, we compute the outer integral in (53), which is given by

$$G = \int_0^{\infty} F e^{-g} dg = G_1 + G_2, \quad (59)$$

where

$$\begin{aligned}G_1 &= -\frac{\alpha r_U^2}{2} \int_0^{\infty} (1 - e^{-Agur_U^{-\alpha}}) e^{-g} dg \\ &= -\frac{\alpha r_U^2}{2} \left(1 - \frac{1}{1 + Aur_U^{-\alpha}} \right), \\ G_2 &= \int_0^{\infty} \frac{\alpha Agu}{2} \left(\frac{1}{Agu} \right)^{-\frac{2}{\alpha}+1} \gamma \left(1 - \frac{2}{\alpha}, Agur_U^{-\alpha} \right) e^{-g} dg \\ &= \frac{\alpha}{2} \left(\frac{1}{Au} \right)^{-\frac{2}{\alpha}} \int_0^{\infty} g^{\frac{2}{\alpha}} e^{-g} \gamma \left(1 - \frac{2}{\alpha}, Agur_U^{-\alpha} \right) dg.\end{aligned}\quad (60)$$

We now require the identity from [21, Eq. 6.4552],

$$\int_0^\infty x^{\mu-1} e^{-\beta x} \gamma(\nu, \alpha x) dx = \frac{\alpha^\nu \Gamma(\mu + \nu)}{\nu(\alpha + \beta)^{\mu+\nu}} {}_2F_1 \left(1, \mu + \nu; \nu + 1; \frac{\alpha}{\alpha + \beta} \right). \quad (61)$$

Identifying terms, we obtain

$$G_2 = \frac{\alpha}{2} \left(\frac{1}{Au} \right)^{-\frac{2}{\alpha}} \frac{(Aur_U^{-\alpha})^{1-\frac{2}{\alpha}}}{(1-\frac{2}{\alpha})(Aur_U^{-\alpha} + 1)^2} {}_2F_1 \left(1, 2; 2 - \frac{2}{\alpha}; \frac{Aur_U^{-\alpha}}{1 + Aur_U^{-\alpha}} \right). \quad (62)$$

After substituting G_1 and G_2 into (53) we then have

$$\begin{aligned} \mathbb{E}[e^{-AI_l u}] = \exp \left(-\frac{2\pi\beta}{\alpha} \left(-\frac{\alpha r_U^2}{2} \left(1 - \frac{1}{1 + Aur_U^{-\alpha}} \right) \right. \right. \\ \left. \left. + \frac{\alpha}{2} \left(\frac{1}{Au} \right)^{-\frac{2}{\alpha}} \frac{(Aur_U^{-\alpha})^{1-\frac{2}{\alpha}}}{(1-\frac{2}{\alpha})(Aur_U^{-\alpha} + 1)^2} {}_2F_1 \left(1, 2; 2 - \frac{2}{\alpha}; \frac{Aur_U^{-\alpha}}{1 + Aur_U^{-\alpha}} \right) \right) \right). \quad (63) \end{aligned}$$

At this point, we can compute the Laplace transform and obtain the moments via

$$\mathbb{E}[V_i^n] = (-1)^n \frac{d^n \mathcal{L}_{V_i}(t)}{dt^n} \Big|_{t=0}. \quad (64)$$

All that remains is to explicitly compute the moments. We define the following terms.

- 1) $E_0^{(1)}(t), E_0^{(2)}(t), E_0^{(3)}(t), E_0^{(4)}(t)$, correspond to the first, second, third, and fourth derivatives of $E(t)$;
- 2) $E_0^{(1)}, E_0^{(2)}, E_0^{(3)}, E_0^{(4)}$, correspond to the first, second, third, and fourth derivatives of $E(t)$ evaluated at $t = 0$, respectively;
- 3) and $L_0^{(1)}, L_0^{(2)}, L_0^{(3)}, L_0^{(4)}$ correspond to the first, second, third, and fourth derivatives of $\mathcal{L}_X(t)$ conditioned on $d, R_{i,j}, \tau$ evaluated at $t = 0$, respectively.

It is important to note that $E(0) = 1$.

Using (51), we have

$$\begin{aligned} E(t) &= e^{-tT\rho c_{\max}} + tT\rho \int_{\frac{1}{c_{\max}}}^{\frac{1}{c_{\min}}} \frac{1}{u^2} e^{-tT\rho/u} \mathbb{E}_{I_l} [e^{-AI_l u}] du, \\ E^{(s)}(t) &= (-T\rho c_{\max})^s e^{-tT\rho c_{\max}} + s(-1)^{s+1} (T\rho)^s \int_{\frac{1}{c_{\max}}}^{\frac{1}{c_{\min}}} \frac{1}{u^{s+1}} e^{-tT\rho/u} \mathbb{E}_{I_l} [e^{-AI_l u}] du \\ &\quad - t(T\rho)^{s+1} \int_{\frac{1}{c_{\max}}}^{\frac{1}{c_{\min}}} \frac{1}{u^{s+2}} e^{-tT\rho/u} \mathbb{E}_{I_l} [e^{-AI_l u}] du, \quad (65) \end{aligned}$$

where $E^{(s)}(t)$ is the s -th derivative of $E(t)$ and $\mathbb{E}[e^{-AI_l u}]$ is given by (63).

Now, let $\mathbf{1}$ denote the indicator function. The moments conditioned on $d_{i,j}, R_{i,j}, \tau_{i,j}$ are then given by

$$\begin{aligned}
L_0^{(1)} &= \tau E_0^{(1)} \mathbf{1}_{\tau > 0}, \\
L_0^{(2)} &= \tau(\tau - 1)(E_0^{(1)})^2 \mathbf{1}_{\tau > 1} + \tau E_0^{(2)}, \\
L_0^{(3)} &= \tau(\tau - 1)(\tau - 2)(E_0^{(1)})^3 \mathbf{1}_{\tau > 2} + 2\tau(\tau - 1)E_0^{(2)}E_0^{(1)} \mathbf{1}_{\tau > 1} \\
&\quad + \tau(\tau - 1)E_0^{(2)} \mathbf{1}_{\tau > 1} + \tau E_0^{(3)}, \\
L_0^{(4)} &= \tau(\tau - 1)(\tau - 2)(\tau - 3)(E_0^{(1)})^4 \mathbf{1}_{\tau > 3} + 3\tau(\tau - 1)(\tau - 2)(E_0^{(1)})^2 E_0^{(2)} \mathbf{1}_{\tau > 2} \\
&\quad + 2\tau(\tau - 1)(\tau - 2)E_0^{(2)}E_0^{(1)} \mathbf{1}_{\tau > 2} + 2\tau(\tau - 1)E_0^{(3)}E_0^{(1)} \mathbf{1}_{\tau > 1} + 2\tau(\tau - 1)(E_0^{(2)})^2 \mathbf{1}_{\tau > 1} \\
&\quad + \tau(\tau - 1)(\tau - 2)E_0^{(2)} \mathbf{1}_{\tau > 2} + \tau(\tau - 1)E_0^{(3)} \mathbf{1}_{\tau > 1} \\
&\quad + \tau(\tau - 1)E_0^{(3)} \mathbf{1}_{\tau > 1} + \tau E_0^{(4)}. \tag{66}
\end{aligned}$$

Finally, the moments for the revenue from a user with connection ending in time slot i are given by

$$\mathbb{E}[V_i^k] = \sum_{l=1}^n \sum_{k=1}^Q \Pr(R_{i,j} = k) \Pr(\tau = l) \int_0^\infty L_0^{(k)} e^{-\pi\beta z^2} 2\pi\beta z dz, \tag{67}$$

which can be efficiently evaluated numerically.

APPENDIX B

Proof of Theorem 1: First (from (36)), observe that the survival probability can be written as

$$\phi_n(u) = \Pr \left(u(1+r)^n + S_{net}(n) + \sum_{i=1}^{n-1} S_{net}(i)(1+r)^{n-i} \geq 0, \dots, u(1+r) + S_{net}(1) \geq 0 \right). \tag{68}$$

Also recall that

$$G_n(y) = \Pr(S_{net}(n) \leq y). \tag{69}$$

Now, using (36) and (69), we have

$$\phi_1(u) = \Pr(S_{net}(1) \geq -u(1+r)) = 1 - G_1(-u(1+r)). \tag{70}$$

We then have for $n \geq 2$

$$\begin{aligned}
\phi_n(u) &= \Pr \left(u(1+r)^{n-1} + \frac{S_{net}(n)}{1+r} + \sum_{i=1}^{n-1} S_{net}(i)(1+r)^{n-1-i} \geq 0, \dots \right) \\
&= \phi_{n-1}(u)(1 - G_n(0)) + \int_{-\infty}^0 \phi_{n-1} \left(u + \frac{y}{(1+r)^n} \right) dG_n(y), \tag{71}
\end{aligned}$$

which follows after considering

$$\left\{ u(1+r)^{n-1} + \frac{S_{net}(n)}{1+r} + \sum_{i=1}^{n-1} S_{net}(i)(1+r)^{n-1-i} \geq 0 \cap u(1+r)^{n-1} + \sum_{i=1}^{n-1} S_{net}(i)(1+r)^{n-1-i} \geq 0 \right\}. \quad (72)$$

■

REFERENCES

- [1] GSMA, *Mobile Infrastructure Sharing*. gsma.com, 2012.
- [2] A. Ghosh, N. Mangalvedhe, R. Ratasuk, B. Mondal, M. Cudak, E. Visotsky, T. Thomas, J. Andrews, P. Xia, H. Jo, H. Dhillon, and T. Novlan, "Heterogeneous cellular networks: from theory to practice," *IEEE Communications Magazine*, vol. 50, no. 6, pp. 54–64, 2012.
- [3] J. Andrews, "Seven ways that HetNets are a cellular paradigm," *IEEE Communications Magazine*, vol. 51, no. 3, pp. 136–144, 2013.
- [4] D. Lopez-Perez, I. Guvenc, G. de la Roche, and M. Kountouris, "Enhanced intercell interference coordination challenges in heterogeneous networks," *IEEE Wireless Communications Magazine*, vol. 18, no. 3, pp. 22–30, 2011.
- [5] H. ElSawy, E. Hossain, and D. Kim, "HetNets with cognitive small cells: user offloading and distributed channel access techniques," *IEEE Communications Magazine*, vol. 51, no. 6, pp. 28–36, 2013.
- [6] D. Calin, A. Kaya, B. Kim, K. Yang, and S. Yiu, "On the high capacity lightRadioTM metro cell design for stadiums," *Bell Labs Technical Journal*, vol. 18, no. 2, pp. 77–97, 2013.
- [7] M. Markendahl and A. Ghanbari, "Shared smallcell networks multi-operator or third party solutions - or both?," in *Proc. International Symposium on Modeling & Optimization in Mobile, Ad Hoc & Wireless Networks*, 2013.
- [8] L. Duan, J. Huang, and B. Shou, "Investment and pricing with spectrum uncertainty: a cognitive operator's perspective," *IEEE Transactions on Mobile Computing*, vol. 10, no. 11, pp. 1590–1604, 2011.
- [9] J. Park, S. Kim, and J. Zander, "Asymptotic behavior of ultra-dense cellular networks and its economic impact," in *Submitted to GLOBECOM 2014*, 2014.
- [10] R. Berry, M. Honig, and R. Vohra, "Spectrum markets: motivation, challenges and implications," *IEEE Communications Magazine*, vol. 48, no. 11, pp. 146–155, 2010.
- [11] R. Berry, M. Honig, T. Nguyen, V. Subramanian, H. Zhou, and R. Vohra, "On the nature of revenue-sharing contracts to incentivize spectrum-sharing," in *Proc. IEEE INFOCOM*, 2013.
- [12] S. Asmussen and H. Albrecher, *Ruin Probabilities*. World Scientific, 2010.
- [13] H. ElSawy, E. Hossain, and M. Haenggi, "Stochastic geometry for modeling, analysis, and design of multi-tier and cognitive cellular wireless networks: a survey," vol. 15, no. 3, pp. 996–1019, 2013.
- [14] W. Hürlimann, "Negative claim amounts, Bessel functions, linear programming and Miller's algorithm," *Insurance: Mathematics and Economics*, vol. 19, pp. 9–20, 1991.
- [15] L. Sun and H. Yang, "Ruin theory in a discrete time risk model with interest income," *British Actuarial Journal*, vol. 9, no. 3, pp. 637–652, 2003.
- [16] J. Andrews, F. Baccelli, and R. Ganti, "A tractable approach to coverage and rate in cellular networks," *IEEE Transactions on Communications*, vol. 59, no. 11, pp. 3122–3134, 2011.
- [17] M. Cruz, G. Peters, and P. Shevshenko, *Fundamental Aspects of Operational Risk and Insurance Analytics*. Wiley, 2014.
- [18] A. Gersho and R. Gray, *Vector Quantization and Signal Compression*. Springer, 1992.
- [19] H. Panjer, "Recursive evaluation of a family of compound distributions," *Astin Bulletin*, vol. 12, pp. 22–26, 1981.
- [20] F. De Vylder and M. Goovaerts, "Recursive calculation of finite-time ruin probabilities," *Insurance: Mathematics and Economics*, vol. 7, pp. 1–7, 1988.
- [21] I. Gradshteyn and I. Ryzhik, *Table of Integrals, Series, and Products*. Academic Press, Seventh ed., 2007.