

# Effects of self-consistency and plasmon-pole models on GW calculations for closed-shell molecules

Johannes Lischner,<sup>1,2,\*</sup> Sahar Sharifzadeh,<sup>3</sup> Jack Deslippe,<sup>4</sup> Jeffrey B. Neaton,<sup>1,2,3,5</sup> and Steven G. Louie<sup>1,2</sup>

<sup>1</sup>*Department of Physics, University of California, Berkeley, California 94720, USA*

<sup>2</sup>*Materials Sciences Division, Lawrence Berkeley National Laboratory, Berkeley, California 94720, USA.*

<sup>3</sup>*Molecular Foundry, Materials Sciences Division,*

*Lawrence Berkeley National Laboratory, Berkeley, California 94720, USA.*

<sup>4</sup>*NERSC, Lawrence Berkeley National Laboratory, Berkeley, California 94720, USA.*

<sup>5</sup>*Kavli Energy NanoSciences Institute at Berkeley, Berkeley, California 94720, USA*

We present theoretical calculations of quasiparticle energies in closed-shell molecules using the GW method. We compare three different approaches: a full-frequency  $G_0W_0$  (FF- $G_0W_0$ ) method with density functional theory (DFT-PBE) used as a starting mean field; a full-frequency  $GW_0$  (FF- $GW_0$ ) method where the interacting Green's function is approximated by replacing the DFT energies with self-consistent quasiparticle energies or Hartree-Fock energies; and a  $G_0W_0$  method with a Hybertsen-Louie generalized plasmon-pole model (HL GPP- $G_0W_0$ ). While the latter two methods lead to good agreement with experimental ionization potentials and electron affinities for methane, ozone, and beryllium oxide molecules, FF- $G_0W_0$  results can differ by more than one electron volt from experiment. We trace this failure of the FF- $G_0W_0$  method to the occurrence of incorrect self-energy poles describing shake-up processes in the vicinity of the quasiparticle energies.

PACS numbers: 31.15.A-, 33.15.Ry, 31.15.V-

*Introduction.*—Accurate knowledge of the energy of quasiparticle excitations is necessary to interpret photoemission [1, 2], inverse photoemission, tunnelling[3], transport [4] and other single-particle excitation experiments. The determination of quasiparticle energies is also an important step in the calculation of optical absorption and reflectivity spectra [5].

The GW method [6, 7], in which the electron self energy is evaluated to first order in the screened Coulomb interaction  $W$  and the one-electron Green's function  $G$ , is the current state-of-the-art approach for calculating accurate quasiparticle energies in crystalline bulk solids, surfaces and nanostructures from first principles. To simplify such calculations, additional approximations are often invoked. Most studies employ a one-shot procedure, where the self energy is evaluated using the Green's function and screened Coulomb interaction from a DFT mean-field calculation. In addition, many studies employed generalized plasmon-pole models [7–9] to avoid the explicit calculation of the screened interaction at non-zero frequencies.

In recent years, many studies have applied the GW method to molecular systems [10–18]. Despite these efforts, it is not yet clear to what degree the approximations which are commonly used in GW calculations on extended systems are valid or effective in molecular systems. Previous studies explored the dependence of the results of one-shot GW calculations on the mean-field starting point [19–21]. Other studies investigated the effect of self-consistency by iterating Hedin's equations, but neglected vertex corrections [20, 22, 23]. Also, several works on molecules employed a generalized plasmon-pole model [12, 13]. Plasmon-pole models were originally

introduced for calculations on the homogeneous electron gas[6], where the inverse dielectric function exhibits a single, sharp plasmon peak, and later extended to crystals using additional sum rules [7].

In this article, we explore the importance of self-consistency and the validity of generalized plasmon-pole models in GW calculations for molecular systems. Instead of focusing on quasiparticle energies, we investigate the frequency-dependent self energies. We observe that the self energies exhibit many poles whose positions depend sensitively on the degree of self-consistency used in the GW calculation. These poles describe shake-up processes, where in addition to the quasiparticle an electron-hole pair is created [24]. In non-selfconsistent calculations with a DFT starting mean field, we find that self-energy poles can occur erroneously close to the quasiparticle energies leading to *significant disagreement with experiment* for such excitations. Including effects of self-consistency by replacing the DFT-PBE orbital energies by self-consistent quasiparticle energies — or equivalently for molecules by Hartree-Fock energies — moves the self-energy poles away from the quasiparticle energies and gives good agreement with experiment. Remarkably, we find that non-selfconsistent calculations employing a generalized plasmon-pole model [7] that conserves sum rules also yield accurate results.

*Methods.*—The energies  $E_n$  of quasiparticle excitations are the poles of the interacting one-electron Green's function and can be calculated by solving the quasiparticle or Dyson's equation

$$h(\mathbf{r})\Psi_n(\mathbf{r}) + \int d\mathbf{r}' \Sigma(\mathbf{r}, \mathbf{r}', E_n)\Psi_n(\mathbf{r}') = E_n\Psi_n(\mathbf{r}), \quad (1)$$

where  $h(\mathbf{r}) = -\frac{1}{2}\nabla^2 + V_{ion}(\mathbf{r}) + V_H(\mathbf{r})$ . Here, with  $V_{ion}$

and  $V_H$  denote the ionic potential and the Hartree potential, respectively, and  $\Psi_n$  is the quasiparticle wave function. And,  $\Sigma$  is the electron self energy, which we calculate in the  $GW$  approximation as

$$\Sigma(\mathbf{r}, \mathbf{r}', \omega) = i \int \frac{d\omega'}{2\pi} e^{-i\eta\omega'} G(\mathbf{r}, \mathbf{r}', \omega - \omega') W(\mathbf{r}, \mathbf{r}', \omega') \quad (2)$$

with  $\eta = 0^+$ . As mentioned,  $G$  denotes the interacting Green's function and  $W$  the screened Coulomb interaction.

Expressing Eq. (1) in the basis of mean-field orbitals  $\psi_n$  and neglecting off-diagonal matrix elements of the self energy, the quasiparticle equation becomes

$$E_n = \epsilon_n + \Sigma_n(E_n) - V_n^{xc}, \quad (3)$$

where  $\epsilon_n$  and  $V_n^{xc}$  denote the orbital energies and exchange-correlation potential matrix elements from a mean-field theory calculation and  $\Sigma_n(E_n) = \langle \psi_n | \Sigma(E_n) | \psi_n \rangle$ .

In practice,  $G$  and  $W$ , which are needed to construct  $\Sigma$ , must be evaluated within certain approximations. In the  $G_0W_0$  approximation, one uses  $G$  and  $W$  from a mean-field calculation.

Going beyond the  $G_0W_0$  approximation is challenging. In principle, one could iterate Eqns. (3) and (2) and recalculate  $G$  and  $W$  using the quasiparticle energies. However, because of the neglect of the vertex corrections, this procedure is not guaranteed to converge accurately to the physical result [25]. Another possibility is to update only the Green's function in Eq. (2), while keeping the screened interaction  $W_0$  from a DFT mean-field theory. This method is motivated by the observation that, for many molecular and other large band gap systems, the mean-field energies from DFT-PBE differ significantly from the experimental quasiparticle energies. DFT-PBE *energy differences*, however, are often serendipitously close to neutral excitation energies (see below), which are the poles of the screened interaction. This method, the  $GW_0$  approximation, can yield excellent results for both molecular and extended systems [23, 25].

Even with the  $G_0W_0$  approximation, the calculation of the self energy for molecules is computationally challenging. To evaluate the frequency integral in Eq. (2), it is necessary to compute  $G$  and  $W$  on a sufficiently fine frequency grid. Each evaluation of  $W$  requires a sum over all empty states to calculate the polarizability and then a matrix inversion to obtain its inverse. To reduce the computational effort, a generalized plasmon-pole model is often used to extend the zero-frequency inverse dielectric matrix to finite frequencies [7, 12, 14].

The generalized plasmon-pole model of Hybertsen and Louie [7] assumes the inverse dielectric matrix ( $\omega > 0$ )

can be expressed as

$$\text{Im}\epsilon_{\mathbf{G}\mathbf{G}'}^{-1}(\omega) = A_{\mathbf{G}\mathbf{G}'} \delta(\omega - \tilde{\omega}_{\mathbf{G}\mathbf{G}'}), \quad (4)$$

where  $\mathbf{G}$  and  $\mathbf{G}'$  are reciprocal lattice vectors (we assume a periodic supercell approach) and  $\tilde{\omega}_{\mathbf{G}\mathbf{G}'}$  denotes an effective excitation energy. Both  $A_{\mathbf{G}\mathbf{G}'}$  and  $\tilde{\omega}_{\mathbf{G}\mathbf{G}'}$  are determined by imposing the f-sum rule and the Kramers-Kronig relation [7].

*Computational details.*—We calculate self energies and quasiparticle properties for the beryllium oxide (BeO) molecule, methane (CH<sub>4</sub>), and ozone (O<sub>3</sub>). We first carry out DFT calculations with the PBE exchange-correlation functional, a plane wave basis, and norm-conserving pseudopotentials. For this, we employ the QUANTUM ESPRESSO program package [26]. We then calculate the quasiparticle energies in the full-frequency  $G_0W_0$  (FF- $G_0W_0$ ) approximation using a basis of Kohn-Sham orbitals [11, 21, 27]. Because of the large computational expense, carrying out self-consistent FF- $GW_0$  calculations is challenging. To approximate the result of a FF- $GW_0$  calculation, we update the DFT-PBE energies by solving Eq. (3) with the Hartree-Fock approximation for the self energy and use the resulting Green's function, which still has a simple quasiparticle form, in Eq. (2). Because screening is weak in a molecule, the Hartree-Fock energies are often much closer to the final quasiparticle values than DFT-PBE energies, and the Hartree-Fock Green's function is a good approximation to the self-consistent interacting Green's function. Finally, we compute the  $G_0W_0$  self energy using the generalized plasmon-pole approximation of Hybertsen and Louie (denoted HL GPP- $G_0W_0$ ). For all  $GW$  calculations, we employ the BerkeleyGW program package [28].

To obtain converged results, we use 950 empty states in the calculation of the screened interaction and the self energy. In addition, we employ a static remainder correction to approximately include the effects of missing unoccupied states in the self energy [29]. In the calculation of the screened interaction, we use supercell reciprocal lattice vectors of kinetic energy up to 12 Ry (CH<sub>4</sub>), 24 Ry (BeO) and 30 Ry (O<sub>3</sub>). Finally, we employ a truncated Coulomb interaction to avoid interactions between periodic replicas [30].

*Results.*—Figure 1(a) shows the graphical solution of the quasiparticle equation for the highest occupied molecular orbital (HOMO) of the CH<sub>4</sub> molecule from the FF- $G_0W_0$ , FF- $GW_0$  and HL GPP- $G_0W_0$  approaches. All self energies are smooth functions of frequency in the vicinity of the quasiparticle solution. At more negative energies, the self energies exhibit many poles. The onset of these singularities occurs at *less negative* energies in the FF- $G_0W_0$  method with the first pole occurring at  $\sim -21$  eV. The slower decay of the corresponding tail leads to a  $\sim 0.55$  eV difference of the HOMO energy compared to FF- $GW_0$  and HL GPP- $G_0W_0$ , which agree very well with each other and with experiment (see Table I).

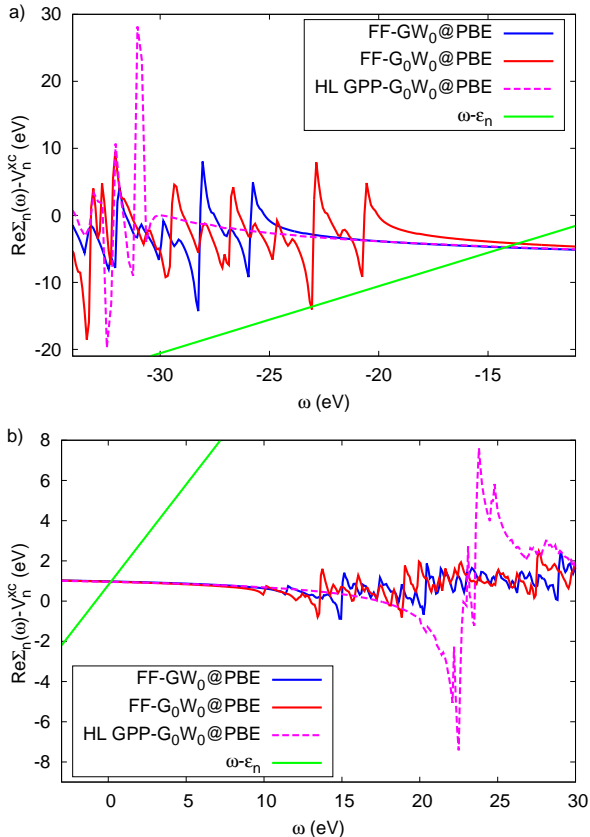


FIG. 1: Graphical solution of the quasiparticle equation for the HOMO (a) and the LUMO (b) of methane. The quasiparticle energies  $E_n$  are given by the values of  $\omega$  at the intersections of  $\omega - \epsilon_n$  and  $\text{Re}\Sigma_n(\omega) - V_n^{xc}$ . Shown are self energies from full-frequency  $G_0W_0$  theory, full-frequency  $GW_0$  theory and  $G_0W_0$  theory with the generalized Hybertsen-Louie plasmon-pole approximation. All calculations employed a DFT-PBE starting point.

Figure 1(b) shows the self energies associated with the lowest unoccupied orbital (LUMO) of  $\text{CH}_4$ . Here, no poles of the self energy are located in the vicinity of the quasiparticle solution and all three approaches are in good agreement.

Figure 2(a) shows the graphical solution of the quasiparticle equation for the HOMO of  $\text{BeO}$ . The  $\text{FF-}G_0W_0$  solution nearly coincides with a pole of the self energy, while for the other methods the self-energy poles are located at more negative energies and the quasiparticle solution occurs in a region where the self energy is smooth. The  $\text{FF-}GW_0$  result differs from experiment by 0.36 eV and agrees well with the HL  $\text{GPP-}G_0W_0$  result. In contrast, the  $\text{FF-}G_0W_0$  quasiparticle energy differs from experiment by 1.34 eV. A similar situation occurs for the LUMO, see Fig. 2(b). Again, the  $\text{FF-}G_0W_0$  quasiparticle solution nearly coincides with a self-energy pole. Such large deviations of  $\text{FF-}G_0W_0$  from measured ionization potentials have been pointed out before by Blase *et al.*[15]

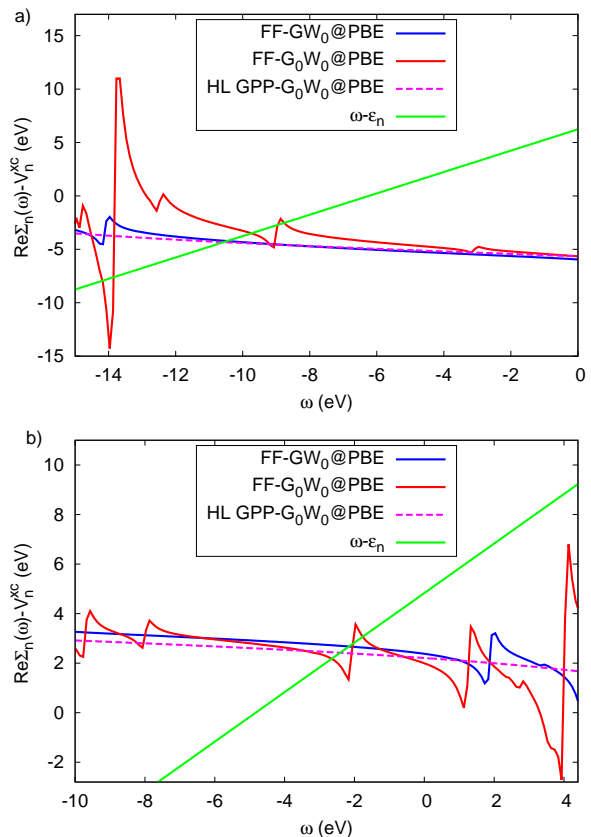


FIG. 2: Graphical solution of the quasiparticle equation for the HOMO (a) and the LUMO (b) of the beryllium oxide molecule. The quasiparticle energies  $E_n$  are given by the values of  $\omega$  at the intersections of  $\omega - \epsilon_n$  and  $\text{Re}\Sigma_n(\omega) - V_n^{xc}$ . Shown are self energies from full-frequency  $G_0W_0$  theory, full-frequency  $GW_0$  theory and  $G_0W_0$  theory with the generalized Hybertsen-Louie plasmon-pole approximation. All calculations employed a DFT-PBE starting point.

for a number of gas-phase molecules.

Finally, Fig. 3(a) shows the self energy for the DFT-PBE HOMO of ozone. Again,  $\text{FF-}GW_0$  and HL  $\text{GPP-}G_0W_0$  lead to excellent agreement with experiment; however,  $\text{FF-}G_0W_0$  yields a significant discrepancy of 1.3 eV because the quasiparticle energy is located in the vicinity of a self-energy pole.

We thus find a strong correlation between the accuracy of the self-energies poles and the accuracy of the resulting quasiparticle energies. For all three molecules,  $\text{FF-}GW_0$  and HL  $\text{GPP-}G_0W_0$  lead to self-energy poles separated by multiple electron volts from the quasiparticle energy of the DFT-PBE HOMO and LUMO and give good agreement with experiment. In contrast, we find significant disagreement between experiment and  $\text{FF-}G_0W_0$  results when the quasiparticle energies are close to the incorrectly computed self-energy poles. To understand the differences in the positions of the self-energy poles, we express the  $\text{FF-}G_0W_0$  self energy as the sum of a bare

TABLE I: Comparison of quasiparticle energies from various theoretical approaches with experiment[31]: DFT-PBE, Hartree-Fock (HF), full-frequency  $G_0W_0$  (FF- $G_0W_0$ ), full-frequency  $GW_0$  (FF- $GW_0$ ) and  $G_0W_0$  with the Hybertsen-Louie generalized plasmon-pole approximation (HL GPP- $G_0W_0$ ). In all calculations, a DFT-PBE starting mean field was employed. All energies are given in eV.

		DFT-PBE	HF	FF- $G_0W_0$ @PBE	FF- $GW_0$ @PBE	HL GPP- $G_0W_0$ @PBE	Exp.
CH <sub>4</sub>	HOMO	-9.44	-14.63	-13.64	-14.21	-14.16	-14.35
CH <sub>4</sub>	LUMO	-0.80	0.60	0.16	0.18	0.16	-
BeO	HOMO	-6.24	-11.35	-8.76	-10.46	-10.56	-10.1
BeO	LUMO	-4.83	-0.88	-2.65	-2.16	-2.41	-
O <sub>3</sub>	HOMO	-7.96	-14.31	-11.43	-12.97	-12.72	-12.73
O <sub>3</sub>	LUMO	-6.16	-1.07	-2.53	-2.55	-1.86	-2.10

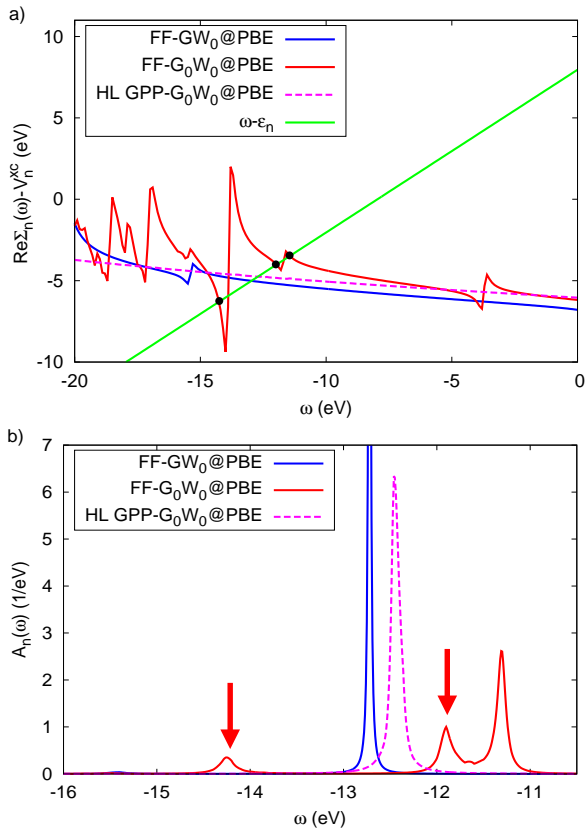


FIG. 3: (a): Graphical solution of the quasiparticle equation for the HOMO of ozone. The quasiparticle energies  $E_n$  are given by the values of  $\omega$  at the intersections of  $\omega - \epsilon_n$  and  $\text{Re}\Sigma_n(\omega) - V_n^{xc}$ . Shown are self energies from full-frequency  $G_0W_0$  theory, full-frequency  $GW_0$  theory and  $G_0W_0$  theory with the generalized Hybertsen-Louie plasmon-pole approximation. All calculations employed a DFT-PBE starting point. (b): Resulting spectral functions for the HOMO of ozone. Arrows denote the position of shake-up features. Note that some solutions of the quasiparticle equation do not give rise to peaks in the spectral function because they are suppressed by strong peaks in the imaginary part of the self energy. The solutions which give rise to peaks in the spectral functions are marked by black dots.

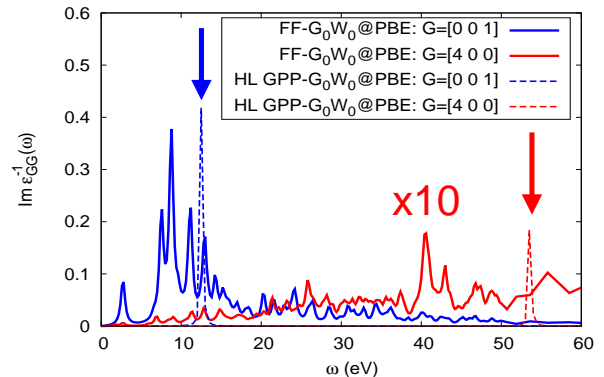


FIG. 4: Imaginary part of the inverse dielectric matrix for the BeO molecule in a supercell calculations. Shown are the full-frequency result (FF) and the Hybertsen-Louie generalized plasmon-pole (HL GPP) model for  $\mathbf{G} = \mathbf{G}' = [001]2\pi/a_0$  and  $\mathbf{G} = \mathbf{G}' = [400]2\pi/a_0$  (multiplied by a factor of 10) with  $a_0$  denoting the linear dimension of the supercell. Arrows denote the positions of the effective excitations in the generalized plasmon-pole model. The molecular axis is along the z-direction.

exchange contribution and a frequency-dependent correlation contribution given by

$$\langle m | \Sigma^c(\omega) | m \rangle = \sum_{nI} \frac{|V_{mnI}|^2}{\omega - \epsilon_n - \Omega_I \text{sgn}(\epsilon_n - \mu) + i\eta}, \quad (5)$$

where  $\mu$  denotes the chemical potential and  $V_{jnI}$  is a fluctuation potential [27, 32]. Also,  $\Omega_I$  is a pole of the screened interaction  $W$  and corresponds to a neutral excitation energy of the system[6]. For molecular systems, the poles of the screened interaction within the random-phase approximation are typically quite close to energy differences of the DFT-PBE mean-field theory used to calculate  $W$  [33]. Table II shows that DFT-PBE energy differences agree very well with experimental optical excitation energies in the three molecules indicating that the screened interaction from DFT-PBE is reasonable accurate. In contrast, Hartree-Fock energy differences differ by multiple electron volts from experiment, as expected as electron-hole attractions in optical excitations are neglected within Hartree-Fock theory.

TABLE II: Comparison of lowest experimental neutral singlet excitation energies of the molecules [34–38] with energy differences from density-functional theory (DFT-PBE) and Hartree-Fock (HF) calculations. The neutral excitation energies are the poles of the screened interaction. All energies are given in eV.

	DFT-PBE	HF	Exp.
CH <sub>4</sub>	8.64	14.03	9.87-10.5
BeO	1.41	10.47	1.48
O <sub>3</sub>	1.80	13.24	2.0

According to Eq. (5), the FF- $G_0W_0$  self-energy poles occur at  $\omega = \epsilon_n - \Omega_I$  (if  $n$  is an occupied state). Even if the values of  $\Omega_I$  were accurate, the FF- $G_0W_0$  self-energy poles would be incorrectly positioned if the mean-field energies  $\epsilon_n$  differ from the quasiparticle energies. In our approximate FF-GW<sub>0</sub> method, the DFT-PBE orbital energies are replaced by Hartree-Fock energies, which are closer to the correct quasiparticle energies and more negative by multiple electron volts (see Table I). This FF-GW<sub>0</sub> approach thus moves the self-energy poles to *more negative* energies. In the HL GPP- $G_0W_0$  method, DFT-PBE energies are used in Eq. (5), but for each  $W_{GG'}$ , all poles are replaced by a single effective pole. To conserve sum rules[7], the energy of the effective pole must be larger than the smallest  $\Omega_I$ , see Figure 4. In effect, this also results in a shift of the self-energy poles to more negative energies. We thus find that *different reasons* are responsible for the shift of the self-energy poles to more appropriate values in FF-GW<sub>0</sub> and HL GPP- $G_0W_0$  approaches. We note that while the resulting self energies agree quite well in the vicinity of the quasiparticle solution, they disagree at higher energies where shake-up structures are important. This could result in inaccuracies of the generalized plasmon-pole approximations for the so-called inner valence states[24].

For unoccupied states in the sum in Eq. (5), the self-energy poles are located at  $\omega = \epsilon_n + \Omega_I$ . The orbital energies in Hartree-Fock are again closer to the true quasiparticle energies than those from DFT-PBE (see Table I), resulting in a shift of the self-energy poles to more positive energies. The increase of the effective  $\Omega_I$  in the HL GPP- $G_0W_0$  theory has the same effect. The above discussion shows that use of FF- $G_0W_0$  is particularly problematic for molecules with a small DFT-PBE HOMO-LUMO gap, resulting in self-energy poles in the vicinity of the quasiparticle energy.

Finally, we discuss the physical meaning of the singular structures in the self energy. These poles give rise to additional peaks in the spectral function [see Fig. 3(b)] describing so-called shake-up processes where an electron-hole pair is excited *in addition* to a quasiparticle [24]. Also, in electronic systems with open shells, the self-energy poles are responsible for the *multiplet structure* arising from the coupling of angular momenta of the outer

valence shell and of the hole left behind in the photoemission process[11]. In extended systems, additional features in spectral functions arising from the shake-up of plasmon modes, known as plasmon satellites, have received much attention recently [1, 39, 40].

*Conclusions.*—We have computed self energies and quasiparticle properties for three molecules using three approximate GW methods employed a DFT-PBE mean-field starting point. Results of the full-frequency  $G_0W_0$  approximation can differ significantly (by more than 1 eV) from experimental findings. We have traced this failure of the full-frequency  $G_0W_0$  method to the occurrence of inaccurate self-energy poles in the vicinity of the quasiparticle energy. Both a full-frequency  $GW_0$  method and  $G_0W_0$  with the generalized plasmon-pole approximation shift the self-energy poles away from the quasiparticle energies and lead to excellent agreement with experiment. The generalized plasmon-pole model is therefore a valuable approximation for molecular systems reducing the computational cost significantly compared to full-frequency self-consistent approaches. We expect that the effects of self consistency are important for a wide range of molecules, particularly those with a mean-field HOMO-LUMO gap of similar or smaller size than the typical quasiparticle shifts.

*Acknowledgments.*— This work was supported by NSF Grant No. DMR10-1006184 (theoretical analysis) and by the SciDAC Program on Excited State Phenomena (methods and software developments) and Theory Program (GW calculations) funded by the U. S. Department of Energy, the Office of Basic Energy Sciences and of Advanced Scientific Computing Research, under Contract No. DE-AC02-05CH11231 at the Lawrence Berkeley National Laboratory. S.G.L. acknowledges support by a Simons Foundation Fellowship in Theoretical Physics. Computational resources have been provided by the DOE at NERSC. Portions of this work were carried out at the Molecular Foundry, also supported by the US Department of Energy through the Office of Basic Energy Sciences.

---

\* Electronic address: jlischnr@civet.berkeley.edu

- [1] J. Lischner, D. Vigil-Fowler, and S. G. Louie, Phys. Rev. Lett. **110**, 146801 (2013).
- [2] A. Grüneis, C. Attaccalite, T. Pichler, V. Zabolotnyy, H. Shiozawa, S. L. Molodtsov, D. Inosov, A. Koitzsch, M. Knupfer, J. Schiessling, et al., Phys. Rev. Lett. **100**, 037601 (2008).
- [3] O. E. Dial, R. C. Ashoori, L. N. Pfeiffer, and K. W. West, Phys. Rev. B **85**, 081306(R) (2012).
- [4] Z.-L. Cheng, R. Skouta, H. Vasquez, J. R. Widawsky, S. Schneebeli, W. Chen, M. S. Hybertsen, R. Breslow, and L. Venkataraman, Nature Nanotechnology **6**, 353 (2011).
- [5] M. Rohlfing and S. G. Louie, Phys. Rev. Lett. **81**, 2312

- (1998).
- [6] L. Hedin and S. Lundqvist, *Solid State Physics* **23**, 1 (1969).
- [7] M. S. Hybertsen and S. G. Louie, *Phys. Rev. B* **34**, 5390 (1986).
- [8] R. W. Godby and R. J. Needs, *Phys. Rev. Lett.* **62**, 1169 (1989).
- [9] W. von der Linden and P. Horsch, *Phys. Rev. B* **37**, 8351 (1988).
- [10] P. H. Hahn, W. G. Schmidt, and F. Bechstedt, *Phys. Rev. B* **72**, 245425 (2005).
- [11] J. Lischner, J. Deslippe, M. Jain, and S. G. Louie, *Phys. Rev. Lett.* **109**, 036406 (2012).
- [12] S. Sharifzadeh, I. Tamblyn, P. Doak, P. T. Darancet, and J. B. Neaton, *Eur. Phys. J. B* **85**, 323 (2012).
- [13] J. C. Grossman, M. Rohlfing, L. Mitas, S. G. Louie, and M. L. Cohen, *Phys. Rev. Lett.* **86**, 472 (2001).
- [14] J. B. Neaton, M. S. Hybertsen, and S. G. Louie, *Phys. Rev. Lett.* **97**, 216405 (2006).
- [15] X. Blase, C. Attaccalite, and V. Olevano, *Phys. Rev. B* **83**, 115103 (2011).
- [16] D. Foerster, P. Koval, and D. Sanchez-Portal, *J. Chem. Phys.* **135**, 074105 (2011).
- [17] K. S. Thygesen and A. Rubio, *Phys. Rev. Lett.* **102**, 046802 (2009).
- [18] F. Hüser, T. Olsen, and K. S. Thygesen, *Phys. Rev. B* **87**, 235132 (2013).
- [19] T. Körzdörfer and N. Marom, *Phys. Rev. B* **86**, 041110(R) (2012).
- [20] C. Rostgaard, K. W. Jacobson, and K. S. Thygesen, *Phys. Rev. B* **81**, 085103 (2010).
- [21] E. L. Shirley and R. M. Martin, *Phys. Rev. B* **47**, 15404 (1993).
- [22] F. Caruso, P. Rinke, X. Ren, M. Scheffler, and A. Rubio, *Phys. Rev. B* **86**, 081102(R) (2012).
- [23] A. Stan, N. E. Dahlen, and R. van Leeuwen, *J. Chem. Phys.* **130**, 114105 (2009).
- [24] L. S. Cederbaum, W. Domcke, J. Schirmer, and W. von Niessen, *Physica Scripta* **21**, 481 (1980).
- [25] B. Holm and U. von Barth, *Physica Scripta* **T109**, 135 (2004).
- [26] P. Giannozzi, S. Baroni, N. Bonini, M. Calandra, R. Car, C. Cavazzoni, D. Ceresoli, G. L. Chiarotti, M. Cococcioni, I. Dabo, et al., *Journal of Physics: Condensed Matter* **21**, 395502 (2009).
- [27] M. L. Tiago and J. R. Chelikowsky, *Phys. Rev. B* **73**, 205334 (2006).
- [28] J. Deslippe, G. Samsonidze, D. A. Strubbe, M. Jain, M. L. Cohen, and S. G. Louie, *Comput. Phys. Commun.* **183**, 1269 (2012).
- [29] J. Deslippe, G. Samsonidze, M. Jain, M. L. Cohen, and S. G. Louie, *Phys. Rev. B* **87**, 165124 (2013).
- [30] S. Ismail-Beigi, *Phys. Rev. B* **73**, 233103 (2006).
- [31] R. C. Weast and M. J. Astle, *CRC Handbook of Chemistry and Physics*, 92nd ed. (????).
- [32] L. Hedin, *J. Phys.: Condens. Matter* **11**, 489 (1999).
- [33] F. Liu, L. Lin, D. Vigil-Fowler, J. Lischner, A. F. Kemper, S. Sharifzadeh, F. H. da Jornada, J. Deslippe, C. Yang, J. B. Neaton, et al., arXiv:1402.5433 (2014).
- [34] G. Verhaegen and W. G. Richards, *J. Chem. Phys.* **45**, 1828 (1966).
- [35] S. Grimme and M. Waletzke, *J. Chem. Phys.* **111**, 5645 (1999).
- [36] C. R. Bowman and W. D. Miller, *J. Chem. Phys.* **42**, 681 (1965).
- [37] G. Moe and A. B. F. Duncan, *J. Am. Chem.* **74**, 3140 (1952).
- [38] H. Sun and G. L. Weisler, *J. Chem. Phys.* **23**, 1160 (1955).
- [39] M. Guzzo, G. Lani, F. Sottile, P. Romaniello, M. Gatti, J. J. Kas, J. J. Rehr, M. G. Silly, F. Sirotti, and L. Reininger, *Phys. Rev. Lett.* **107**, 166401 (2011).
- [40] A. Bostwick, F. Speck, T. Seyller, K. Horn, M. Polini, R. Asgari, A. H. MacDonald, and E. Rotenberg, *Science* **328**, 999 (2010).

