

Empirical Bayesian Graphical Entity Resolution

Rebecca C. Steorts

Carnegie Mellon University, Department of Statistics
beka@cmu.edu

December 7, 2024

Abstract

Databases often contain corrupted, degraded, and noisy data with duplicate entries across and within each database. Such problems arise in citations, medical databases, human rights databases, and a variety of other applied settings. The target of statistical inference can be viewed as an unsupervised problem of determining the edges of a bipartite graph that links the observed records to unobserved latent entities. Bayesian approaches provide attractive benefits, naturally providing uncertainty quantification via posterior probabilities. A hierarchical Bayesian (HB) method for record linkage has previously been proposed, but the method suffers from limitations, including the need to specify prior distributions for the unobserved latent entities. We propose a novel empirical Bayesian (EB) record linkage approach that improves on the earlier HB approach not only by avoiding the prior specification problem but also by allowing both categorical and string-valued variables. Our extension to string-valued variables also involves the proposal of a new probabilistic mechanism by which observed record values for string fields can deviate from the values of their associated latent entities. Moreover, we explore theoretical properties of record linkage under our family of models via information theory. We apply our proposed methodology to a simulated data set of German names and an Italian household survey, showing our method performs favorably compared to several standard methods in the literature.

1 Introduction

Entity resolution, also known as record linkage, de-duplication, or co-reference resolution ([Christen 2012](#)), is the merger of multiple databases and/or removal of duplicated records within a database in the absence of unique record

identifiers. Traditional entity resolution methods are based upon simple, unsupervised approaches to find links between co-referent records (Fellegi and Sunter 1969). These approaches compute pairwise probabilities of matching for all pairs of records, which is computationally infeasible for databases of even moderate size (Winkler 2006). An alternative to record-to-record comparisons is the clustering of records to an unobserved latent entity. Such a clustering structure can be conceptualized as a bipartite graph with edges linking an observed record to the latent entity to which it corresponds. Each latent entity has a “true” value for each field included in the database, and the field values of the associated records can be distorted from the “true” value with some probability. This methodology was introduced by Steorts et al. (2014a,b) with a hierarchical Bayesian (HB) model, in which records are clustered to latent entities and the values of the latent entities are assigned prior distributions through a high-dimensional data structure. (For brevity, we will refer for to Steorts et al. (2014b), but for more details see Steorts et al. (2014a).) This contribution advanced the literature significantly by unifying the processes of record linkage and de-duplication under a single framework.

Nevertheless, the approach of Steorts et al. (2014b) was limited in some respects. First, it could only be applied to categorical data. In practice, record linkage problems often include string-valued data such as names. The treatment of such variables as categorical typically results in poor performance since it ignores the notion of distance between strings that do not exactly agree. Second, the hierarchical Bayesian model required the specification of priors for the latent entity values, which can be quite difficult in many applied settings.

We propose new methodology that is based on the approach of Steorts et al. (2014b) but differs from it in several key ways that lead to improved performance and applicability. First and most importantly, we replace the hierarchical Bayesian formulation with an empirical Bayesian (EB) formulation, in which the prior for the latent entity value for each field is taken as the empirical distribution of the data values for that field. This EB approach both simplifies the model and eliminates the need to specify subjective priors for the latent entity values. In particular, the simplification of the model eases the computational burden imposed by the required MCMC procedures. Our second major change to the approach of Steorts et al. (2014b) is that we allow the records to include both categorical and string-valued variables. For string-valued variables, we model the distortion (i.e., the departures of the record values from their associated latent individual values) using a probabilistic mechanism based on some measure of distance between

the true and distorted strings. Our approach is flexible enough to permit the use of a variety of string distances, which can thus be chosen to suit the needs of any given application. We apply our proposed methodology to two data sets: a simulated data set of German names and a data set from the Italian Survey on Household and Wealth. For both data sets, we show that our method compares favorably to existing approaches in the literature.

1.1 Prior Work

A variety of techniques for record linkage have been proposed, originally by Fellegi and Sunter (1969), who gave the first mathematical model for one-to-one entity resolution across two databases. Sadinle and Fienberg (2013) extended this approach to linking records across $k > 2$ databases. Their approach is computationally infeasible for large-scale record linkage, since it requires the estimation of $2^N - 1$ conditional probabilities for databases with N records. More sophisticated approaches have typically employed supervised or semi-supervised learning techniques in the disambiguation literature (Han et al. 2004; Martins 2011; Torvik and Smalheiser 2009; Treeratpituk and Giles 2009). However, such methods assume the existence of large, accurate sets of training data, which are often difficult and/or expensive to obtain. We seek to develop supervised learning approaches for de-duplication for applications that lack high-quality training data. One popular method that we compare to is that of random forests (Breiman 2001), which are ensembles of classification trees trained on bootstrap samples of the training data. Random forests provide a powerful method of aggregating classification trees to improve prediction in the decision tree framework. The predicted class from the random forest is the class that receives the majority of the class votes of the individual trees. In our context, the covariates of the trees are similarity scores, the training data are the pairwise comparisons of the labeled records, and the binary-valued response class is simply match/non-match. A tree’s class prediction for any pair of records assigns the majority class vote (match vs. non-match) for the pair’s terminal node. Such methods have been extended and used by Ventura (2013) for author disambiguation. Another approach is provided by Bayesian Adaptive Regression Trees (BART) (Chipman et al. 2010) applied to the same setup of covariates and responses. Winkler (2006) provides a comprehensive overview of both supervised and unsupervised entity resolution techniques.

Other related work appears in the statistics, computer science, and machine learning literature, where the common theme is typically clustering or latent variable models. One common application of interest is the disam-

biguation of document authors. [Bhattacharya and Getoor \(2006\)](#) describe an entity-resolution approach based on latent Dirichlet allocation, which infers the total number of unobserved entities (authors). (One requirement of their model is that the number of co-authorship groups must be known or estimated, and labeled data is required for setting parameters in their model). In the work of [Dai and Storkey \(2011\)](#), groups of authors are associated with topics instead of individual authors, using a non-parametric Dirichlet process. However, when clustering records to latent topics, the number of latent topics typically does not grow as fast as the number of records. Hence, a Dirichlet process tends to over-cluster in these types of record linkage applications.

Bayesian methods have a long history of use in record linkage models but have been limited primarily to two-file matching. A major advantage of Bayesian methods is their natural handling of uncertainty quantification for the resulting estimates. Within the Bayesian paradigm, most work has focused on specialized approaches related to linking two files ([Belin and Rubin 1995](#); [Gutman et al. 2013](#); [Larsen and Rubin 2001](#); [Tancredi and Liseo 2011](#)). These contributions, while valuable, do not easily generalize to more than two files or to de-duplication. For a review of recent development in Bayesian methods, see [Liseo and Tancredi \(2013\)](#). De-duplication for more than two files was explored by [Sadinle and Fienberg \(2013\)](#). These methods were found to be computationally infeasible for large databases as the order of the algorithm was $O(N^k)$, where N is the total number of records and k is the number of files.

Recent advances were made by [Steorts et al. \(2014b\)](#), who introduced a hierarchical Bayesian (HB) model that simultaneously handled record linkage and de-duplication for categorical data. Their approach allowed for natural uncertainty quantification during analysis and post-processing. Also, they developed a framework for reporting a point estimate of the linkage structure.

2 Empirical Bayesian Model for Entity Resolution

We use a Bayesian model broadly similar to that of ([Steorts et al. 2014b](#)), but with three major modifications. Before introducing our EB model, we first review the model and notation of [Steorts et al. \(2014b\)](#).

2.1 Notation and Review of HB Model for Entity Resolution

Suppose we have k lists, which we index with i . The i th list has n_i records, which we index with j . Each record corresponds to one of N latent individuals, which we index with j' . Note that we can take $N = \sum_{i=1}^k n_i$ without loss of generality since there can be at most $\sum_{i=1}^k n_i$ distinct latent individuals to which any record refers. Each record or latent individual has values on p fields, which we index with ℓ , and which are assumed by the model of [Steorts et al. \(2014b\)](#) to be categorical and the same across all records and individuals. The number of possible categorical values for the ℓ th field is M_ℓ .

Next, let $X_{ij\ell}$ denote the observed value of the ℓ th field for the j th record in the i th list, and let $Y_{j'\ell}$ denote the true value of the ℓ th field for the j' th latent individual. Let λ_{ij} denote the latent individual to which the j th record in the i th list corresponds, i.e., $X_{ij\ell}$ and $Y_{j'\ell}$ represent the same individual if and only if $\lambda_{ij} = j'$. Let $\mathbf{\Lambda}$ denote the λ_{ij} collectively. Let the distortion indicator be $z_{ij\ell} = I(X_{ij\ell} \neq Y_{\lambda_{ij}\ell})$, where $I(\cdot)$ denotes the usual indicator function, and let δ_a denote the distribution of a point mass at a (e.g., $\delta_{y_{\lambda_{ij}\ell}}$). Let $\text{MN}(\boldsymbol{\theta}_\ell)$ denote the multinomial distribution with probabilities given by the components of the vector $\boldsymbol{\theta}_\ell$, which has length M_ℓ .

The model of [Steorts et al. \(2014b\)](#) is then as follows:

$$\begin{aligned}
X_{ij\ell} \mid \lambda_{ij}, Y_{\lambda_{ij}\ell}, z_{ij\ell}, \boldsymbol{\theta}_\ell &\stackrel{\text{ind}}{\sim} \begin{cases} \delta_{Y_{\lambda_{ij}\ell}} & \text{if } z_{ij\ell} = 0 \\ \text{MN}(1, \boldsymbol{\theta}_\ell) & \text{if } z_{ij\ell} = 1 \end{cases} \\
z_{ij\ell} &\stackrel{\text{ind}}{\sim} \text{Bernoulli}(\beta_\ell) \\
Y_{j'\ell} \mid \boldsymbol{\theta}_\ell &\stackrel{\text{ind}}{\sim} \text{MN}(1, \boldsymbol{\theta}_\ell) \\
\boldsymbol{\theta}_\ell &\stackrel{\text{ind}}{\sim} \text{Dirichlet}(\boldsymbol{\mu}_\ell) \\
\beta_\ell &\stackrel{\text{ind}}{\sim} \text{Beta}(a_\ell, b_\ell) \\
\pi(\mathbf{\Lambda}) &\propto 1,
\end{aligned} \tag{1}$$

where a_ℓ, b_ℓ , and $\boldsymbol{\mu}_\ell$ are all known. In particular, the model assumes that different records are independent (in terms of both whether they are distorted and their value if they are distorted) conditional on the deeper variables of the model. Moreover, it assumes the same conditional independence of different fields for the same record. Also note that that the prior on the linkage structure $\mathbf{\Lambda}$ can equivalently be represented as $\lambda_{ij} \stackrel{\text{iid}}{\sim} \text{DiscreteUniform}(1, \dots, N)$. Finally, observe that record linkage and de-duplication are both simply a

question of whether $\lambda_{i_1, j_1} = \lambda_{i_2, j_2}$, where $i_1 \neq i_2$ for record linkage and $i_1 = i_2$ for de-duplication.

2.2 EB Model for Entity Resolution

The inability of the model of [Steorts et al. \(2014b\)](#) to handle non-categorical data is a major limitation, preventing its application to many realistic databases. Hence, our first alteration to the earlier model is to allow both categorical and text-valued fields (such as gender, name, address, etc.). Assume fields $1, \dots, p_s$ are string-valued, while fields $p_s + 1, \dots, p_s + p_c$ are categorical, where $p_s + p_c = p$ is the total number of fields.

The second change addresses the prior distributions of the latent field values $Y_{j'\ell}$ of the latent individuals. The model of [Steorts et al. \(2014b\)](#) used a HB construction for these priors. However, such a prior can be extremely difficult to specify subjectively in practice, particularly for string-valued variables. Thus, we instead propose an empirical Bayesian approach in which we take the prior distribution of $Y_{j'\ell}$ to be the empirical distribution of the values for field ℓ in the combined set of record data. For each $\ell \in \{1, \dots, p_s + p_c\}$, let S_ℓ denote the set of *all* values for the ℓ th field that occur anywhere in the data, i.e., $S_\ell = \{X_{ij\ell} : 1 \leq i \leq k, 1 \leq j \leq n_i\}$, and let $\alpha_\ell(w)$ equal the empirical frequency of value w in field ℓ . Then let G_ℓ denote the empirical distribution of the data in the ℓ th field from all records in all lists combined. So, if a random variable W has distribution G_ℓ , then for every $w \in S_\ell$, $P(W = w) = \alpha_\ell(w)$. Hence, we take G_ℓ to be the prior for each latent individual $Y_{j'\ell}$.

The third change to the model of [Steorts et al. \(2014b\)](#) is that we allow the distortion probability to depend on the list as well as the field, i.e., we take $\beta_{i\ell}$ instead of β_ℓ . This change reflects the fact that different lists may be compiled using different data collection methods, which may be more or less prone to error.

The aforementioned alterations to the model also necessitate a modification of the distortion model. If a distortion occurs for a categorical field ℓ , we take the distribution of the distorted value to be G_ℓ . If a distortion occurs for a string-valued field ℓ , then the probability that the distorted value takes the value w is given by

$$P(X_{ij\ell} = w \mid \lambda_{ij}, Y_{\lambda_{ij}\ell}, z_{ij\ell}) = \frac{\alpha_\ell(w) \exp[-c d(w, Y_{\lambda_{ij}\ell})]}{\sum_{w \in S_\ell} \alpha_\ell(w) \exp[-c d(w, Y_{\lambda_{ij}\ell})]},$$

where $c > 0$ is known and $d(\cdot, \cdot)$ is some string distance, or equivalently, one minus some string similarity score. For brevity, denote this distribution by

$F_\ell(Y_{\lambda_{ij}\ell})$. Our proposed model is

$$\begin{aligned}
X_{ij\ell} \mid \lambda_{ij}, Y_{\lambda_{ij}\ell}, z_{ij\ell} &\stackrel{\text{ind}}{\sim} \begin{cases} \delta(Y_{\lambda_{ij}\ell}) & \text{if } z_{ij\ell} = 0 \\ F_\ell(Y_{\lambda_{ij}\ell}) & \text{if } z_{ij\ell} = 1 \text{ and } \ell \leq p_s \\ G_\ell & \text{if } z_{ij\ell} = 1 \text{ and } \ell > p_s \end{cases} \\
Y_{j'\ell} &\stackrel{\text{ind}}{\sim} G_\ell \\
z_{ij\ell} \mid \beta_{i\ell} &\stackrel{\text{ind}}{\sim} \text{Bernoulli}(\beta_{i\ell}) \\
\beta_{i\ell} &\stackrel{\text{ind}}{\sim} \text{Beta}(a, b) \\
\lambda_{ij} &\stackrel{\text{ind}}{\sim} \text{DiscreteUniform}(1, \dots, N),
\end{aligned}$$

where all distributions above are also independent of each other.

Remark. Although the each distribution G_ℓ is constructed using the observed values of \mathbf{X} in the data, this dependency is ignored from the standpoint of computing the posterior under the Bayesian model. This is merely a standard example of empirical Bayesian methodology. Although admittedly a bit awkward to interpret from a purely philosophical standpoint, the empirical Bayesian paradigm is quite well attested in both the theory and practice of modern statistics ([Carlin and Louis 2000](#); [Robbins 1956](#)).

To concisely state the joint posterior of the above model, first define for each $w_0 \in S_\ell$ the quantity

$$[h_\ell(w_0)]^{-1} = \sum_{w \in S_\ell} \exp[-c d(w, w_0)].$$

Note that $h_\ell(w_0)$ can be computed in advance for each possible $w_0 \in S_\ell$. After some simplification, the joint posterior is

$$\begin{aligned}
&\pi(\boldsymbol{\lambda}, \mathbf{Y}, \mathbf{z}, \boldsymbol{\beta} \mid \mathbf{X}) \\
&\propto \prod_{i=1}^k \prod_{j=1}^{n_i} \left\{ \left[\prod_{\substack{\ell=1 \\ z_{ij\ell}=1}}^{p_s+p_c} \alpha_\ell(X_{ij\ell}) \right] \left[\prod_{\substack{\ell=1 \\ z_{ij\ell}=1}}^{p_s} h_\ell(Y_{\lambda_{ij}\ell}) \right] \exp \left[-c \sum_{\ell=1}^{p_s} z_{ij\ell} d(X_{ij\ell}, Y_{\lambda_{ij}\ell}) \right] \right\} \\
&\quad \times \left[\prod_{j'=1}^N \prod_{\ell=1}^{p_s+p_c} \alpha_\ell(Y_{j'\ell}) \right] \left[\prod_{i=1}^k \prod_{\ell=1}^{p_s+p_c} \beta_{i\ell}^{\sum_{j=1}^{n_i} z_{ij\ell} + a - 1} (1 - \beta_{i\ell})^{n_i - \sum_{j=1}^{n_i} z_{ij\ell} + b - 1} \right] \\
&\quad \times I(X_{ij\ell} = Y_{\lambda_{ij}\ell} \text{ for all } i, j, \ell \text{ such that } z_{ij\ell} = 0).
\end{aligned}$$

(See [Appendix A](#) for further details.)

3 Gibbs Sampler

Since it is not feasible to sample directly from the joint posterior, inference from the EB model is made via a Gibbs sampler that cycles through drawing from the conditional posterior distributions. We now provide these conditional distributions explicitly. Note that notation throughout this section may suppress dependency on variables and/or indices as needed for convenience.

First, consider $\beta \mid \Lambda, \mathbf{Y}, \mathbf{z}, \mathbf{X}$. Let $Z_{i\ell} = \sum_{j=1}^{n_i} z_{ij\ell}$. Then it is straightforward to show that

$$\beta_{i\ell} \mid \Lambda, \mathbf{Y}, \mathbf{z}, \mathbf{X} \stackrel{\text{iid}}{\sim} \text{Beta}(Z_{i\ell} + a, n_i - Z_{i\ell} + b).$$

Next, consider $\mathbf{z} \mid \Lambda, \mathbf{Y}, \beta, \mathbf{X}$. First, note that if $X_{ij\ell} \neq Y_{\lambda_{ij}\ell}$, then $z_{ij\ell} = 1$. If instead $X_{ij\ell} = Y_{\lambda_{ij}\ell}$, then $z_{ij\ell} \sim \text{Bernoulli}[[q_{ij\ell}/(q_{ij\ell} + \bar{q}_{i\ell})]$, where $\bar{q}_{i\ell} = 1 - \beta_{i\ell}$ and

$$q_{ij\ell} = \begin{cases} \beta_{i\ell} \alpha_{\ell}(X_{ij\ell}) h_{\ell}(Y_{\lambda_{ij}\ell}) \exp[-c d(X_{ij\ell}, Y_{\lambda_{ij}\ell})] & \text{if } \ell \leq p_s, \\ \beta_{i\ell} \alpha_{\ell}(X_{ij\ell}) & \text{if } \ell > p_s. \end{cases}$$

We now turn to the conditional distribution of $\mathbf{Y} \mid \Lambda, \mathbf{z}, \beta, \mathbf{X}$. Each $Y_{j'\ell}$ takes values in the set S_{ℓ} , which consists of all values for the ℓ th field that appear anywhere in the data. This implies that $Y_{j'\ell} \mid \Lambda, \mathbf{z}, \beta, \mathbf{X}$ takes the form

$$P(Y_{j'\ell} = w \mid \Lambda, \mathbf{z}, \beta, \mathbf{X}) = \frac{\phi_{j'\ell}(w)}{\Phi_{j'\ell}}$$

for all $w \in S_{\ell}$, where $\Phi_{j'\ell} = \sum_{w \in S_{\ell}} \phi_{j'\ell}(w)$. Let $R_{j'} = \{(i, j) : \lambda_{ij} = j'\}$ be the set of all records that correspond to individual j' . Immediately $\phi_{j'\ell}(w) = 0$ if there exists $(i, j) \in R_{j'}$ such that $z_{ij\ell} = 0$ and $X_{ij\ell} \neq w$. If instead, for all $(i, j) \in R_{j'}$, either $z_{ij\ell} = 1$ or $X_{ij\ell} = w$, then

$$\phi_{j'\ell}(w) = \begin{cases} \alpha_{\ell}(w) \exp\left\{\sum_{(i,j) \in R_{j'}} z_{ij\ell} [\log h_{\ell}(w) - c d(X_{ij\ell}, w)]\right\} & \text{if } \ell \leq p_s, \\ \alpha_{\ell}(w) & \text{if } \ell > p_s. \end{cases}$$

Finally, we consider the conditional distribution of $\Lambda \mid \mathbf{Y}, \mathbf{z}, \beta, \mathbf{X}$, where

$$P(\lambda_{ij} = v \mid \mathbf{Y}, \mathbf{z}, \beta, \mathbf{X}) = \frac{\psi_{ij}(v)}{\Psi_{ij}}$$

for all $v \in \{1, \dots, N\}$, where $\Psi_{ij} = \sum_{v=1}^N \psi_{ij}(v)$. Note immediately that $\psi_{ij}(v) = 0$ if there exists ℓ such that $z_{ij\ell} = 0$ and $X_{ij\ell} \neq Y_{v\ell}$. If instead, for

all ℓ , either $z_{ij\ell} = 1$ or $X_{ij\ell} = Y_{v\ell}$, then

$$\psi_{ij}(v) = \exp \left\{ \sum_{\ell=1}^{p_s} z_{ij\ell} [\log h_{\ell}(Y_{v\ell}) - c d(X_{ij\ell}, Y_{v\ell})] \right\}.$$

Remark. The categorical fields affect the conditional distribution of $\mathbf{A} \mid \mathbf{Y}, \mathbf{z}, \beta, \mathbf{X}$ only insofar as they exclude certain values from the support of each distribution altogether. If a particular field of a particular record is distorted, then it carries no information about the latent individual to which the record should be linked. On the other hand, if the field is not distorted, then it restricts the possible latent individuals to only those that coincide with the record in the field in question (between or among which the field conveys no preference).

4 Estimated Linkage Structure

Using the Gibbs samples, we can easily compute the posterior probability that any set of records match. However, we may wish to report a single estimate of the entire linkage structure, since this is often more meaningful. The application of a simple pairwise thresholding rule (e.g., estimate that two records are linked if and only if their posterior matching probability exceeds $1/2$) can produce an estimated linkage structure that is non-transitive. For example, it is possible for the posterior matching probability to exceed $1/2$ for record pairs A–B and B–C but not for record pair A–C. Then the resulting estimated linkage structure would claim that records A and B are the same individual, and that records B and C are the same individual, while records A and C are *not* the same individual. Clearly such an estimate is nonsensical.

Thus, some care is necessary to construct an estimate that avoids the aforementioned problem, i.e., that preserves transitivity. We follow the framework for constructing such an estimate that was laid out by [Steorts et al. \(2014b\)](#), which we now describe. First, for any particular linkage structure, each record’s *maximal matching set* (MMS) is simply the set of records that are linked to the same latent individual as the record in question. The posterior probabilities of the various possible linkage structures thus imply posterior probabilities that various sets of records are the MMS for a particular record. Each record’s *most probable maximal matching set* (MPMMS) is the set with the highest posterior probability of being the MMS for that record. Finally, a set of records is a *shared most probable MMS* if it is the

most probable MMS for each record that it contains. Then the overall estimated linkage structure is constructed by linking records if and only if they are members of the same shared most probable MMS. This procedure is guaranteed to preserve transitivity since each record can be a member of no more than one shared most probable MMS. Furthermore, any record that is not a member of *any* shared most probable MMS is simply not linked to any other record.

5 Theoretical Properties of Record Linkage

We next derive bounds for the tail probabilities of the distribution of errors in the regarding the linkage structure under the model of [Steorts et al. \(2014b\)](#). We are able to show when the latent individuals become more distinct and more similar. Then under our proposed model, we derive a lower bound on recovering the corrupted data that depends on a moment generating function. Furthermore, the rate of recovering the data is dependent on the same moment generating function of the distance between one of the latent entities and a realization m .

In Shannon entropy or minimax theory, we often seek to know if some signal Y can be recovered from the received signal X in the presence of some noise z . This often occurs in the signal processing literature. Suppose \hat{Y} is not quite Y but we allow some decoding or reconstruction error. We propose exploring this through minimax theory and Kullback-Leibler (KL) divergence to understand the difference between the perturbed distributions of \mathbf{X} when two latent individuals are not the same.

Recall the connection to Kullback-Leibler (KL) divergence in the sense that for any two distributions P and Q , the maximum power for testing P versus Q is $\exp\{-nD_{\text{KL}}(P||Q)\}$. Hence, low D_{KL} means we need many samples to distinguish P from Q . How then does changing \mathbf{Y} or $\mathbf{\Lambda}$ change the distribution of \mathbf{X} ? We search for both meaningful upper and lower bounds since an upper bound will say that P and Q are never more than so far apart, whereas a lower bound says how easy it is to tell P and Q apart.

5.1 KL Divergence Bounds

We investigate how well can we recover \mathbf{Y} and $\mathbf{\Lambda}$ from \mathbf{X} . For any two distributions P and Q , the maximum power for testing P versus Q ([Kullback and Leibler 1951](#)) is

$$O(\exp\{-N D_{\text{KL}}(P||Q)\}).$$

Hence, low D_{KL} means it is intrinsically hard to tell P from Q .

Let $P = f(X \mid \mathbf{Y}, \mathbf{\Lambda}, \boldsymbol{\theta}, \beta)$ and $Q = f(X \mid \mathbf{Y}', \mathbf{\Lambda}', \boldsymbol{\theta}, \beta)$. We know that X_1, X_2, \dots, X_N are all independent given $(\mathbf{Y}, \mathbf{\Lambda}, \boldsymbol{\theta}, \beta)$ under both P and Q . This implies that

$$D_{X_1, X_2, \dots, X_N}(P \parallel Q) = \sum_i D_{X_i}(P \parallel Q).$$

5.1.1 KL Divergence under Categorical Data

We assume the model of [Steorts et al. \(2014b\)](#), which assumes that data is categorical. Under the same notation previously used, we simply recall the model under categorical data of these papers.

[Steorts et al. \(2014b\)](#) assume the k files are conditionally independent given the latent individuals, and that fields are independent within individuals. We assume that model (1) holds in Section 2.1. Consider $f(X \mid \mathbf{Y}, \mathbf{\Lambda}, \boldsymbol{\theta}, \beta)$. Then

$$\begin{aligned} Pr(X_{ij\ell} = m \mid \mathbf{Y}, \mathbf{\Lambda}, \boldsymbol{\theta}, \beta) &= Pr(X_{ij\ell} = m, Z_{ij\ell} = 0 \mid \mathbf{Y}, \mathbf{\Lambda}, \boldsymbol{\theta}, \beta) \\ &\quad + Pr(X_{ij\ell} = m, Z_{ij\ell} = 1 \mid \mathbf{Y}, \mathbf{\Lambda}, \boldsymbol{\theta}, \beta) \\ &= Pr(X_{ij\ell} = m \mid \mathbf{Y}, \mathbf{\Lambda}, \boldsymbol{\theta}, \beta, Z_{ij\ell} = 1) Pr(Z_{ij\ell} = 1 \mid \mathbf{Y}, \mathbf{\Lambda}, \boldsymbol{\theta}, \beta) \\ &\quad + Pr(X_{ij\ell} = m \mid \mathbf{Y}, \mathbf{\Lambda}, \boldsymbol{\theta}, \beta, Z_{ij\ell} = 0) Pr(Z_{ij\ell} = 0 \mid \mathbf{Y}, \mathbf{\Lambda}, \boldsymbol{\theta}, \beta) \\ &= 1(Y_{\Lambda_{ij\ell}} = m)(1 - \beta_\ell) + \theta_{\ell m} \beta_\ell. \end{aligned}$$

Then

$$D_{X_{ij\ell}}(P \parallel Q) = \sum_{m=1}^{M_\ell} \{I(Y_{\Lambda_{ij\ell}} = m)(1 - \beta_\ell) + \theta_{\ell m} \beta_\ell\} \log \left[\frac{I(Y_{\Lambda_{ij\ell}} = m)(1 - \beta_\ell) + \theta_{\ell m} \beta_\ell}{I(Y'_{\Lambda'_{ij\ell}} = m)(1 - \beta_\ell) + \theta_{\ell m} \beta_\ell} \right].$$

This implies

$$D_{\mathbf{X}}(P \parallel Q) = \sum_{ij\ell m} \left\{ I(Y_{\Lambda_{ij\ell}} = m)(1 - \beta_\ell) + \theta_{\ell m} \beta_\ell \right\} \log \left[\frac{I(Y_{\Lambda_{ij\ell}} = m)(1 - \beta_\ell) + \theta_{\ell m} \beta_\ell}{I(Y'_{\Lambda'_{ij\ell}} = m)(1 - \beta_\ell) + \theta_{\ell m} \beta_\ell} \right] \Bigg\}.$$

Let $t_{ij\ell} = Y_{\Lambda_{ij\ell}}$ and $t'_{ij\ell} = Y'_{\Lambda'_{ij\ell}}$.

Note that if $t_{ij\ell} \neq t'_{ij\ell}$, then

$$\begin{aligned} \|P - Q\|_1 &= \sum_m \left| I(Y_{\Lambda_{ij\ell}} = m)(1 - \beta_\ell) + \theta_{\ell m} \beta_\ell - I(Y'_{\Lambda'_{ij\ell}} = m)(1 - \beta_\ell) - \theta_{\ell m} \beta_\ell \right| \\ &= \sum_m \left| I(Y_{\Lambda_{ij\ell}} = m)(1 - \beta_\ell) - I(Y'_{\Lambda'_{ij\ell}} = m)(1 - \beta_\ell) \right| \\ &= 2(1 - \beta_\ell) \end{aligned}$$

since $P(m) = Q(m)$ unless $m = t_{ij\ell}$ or $m = t'_{ij\ell}$. If $t_{ij\ell} = t'_{ij\ell}$, then $P = Q$ and $\|P - Q\|_1 = 0$. The reverse Pinsker inequality of [Berend et al. \(2014\)](#) relates the KL divergence to the L_1 norm in the following way: $D(P\|Q) \leq \|P - Q\|_1 \ln\{(\min Q)^{-1}\}$. Using this, we find that (if $t_{ij\ell} \neq t'_{ij\ell}$)

$$\begin{aligned} D(P\|Q) &\leq 2(1 - \beta_\ell) \ln \left\{ \frac{1}{\min_m I(Y'_{\Lambda'_{ij\ell}} = m)(1 - \beta_\ell) + \theta_{\ell m} \beta_\ell} \right\} \\ &\leq 2(1 - \beta_\ell) \ln \left\{ \frac{1}{\min_m \theta_{\ell m} \beta_\ell} \right\}. \end{aligned}$$

Hence, $D_{\mathbf{X}}(P\|Q) \leq 2 \sum_{ij\ell} I(t_{ij\ell} \neq t'_{ij\ell})(1 - \beta_\ell) \ln \left\{ \frac{1}{\min_m \theta_{\ell m} \beta_\ell} \right\} := \gamma$. Using Fano's inequality, we find that the minimum probability of getting a latent individual wrong is

$$Pr((\hat{\mathbf{\Lambda}}, \mathbf{y}) \neq (\mathbf{\Lambda}, \mathbf{y})) \geq 1 - \frac{\gamma + \ln 2}{\ln r},$$

where $r + 1$ is the number of $(\mathbf{\Lambda}, \mathbf{y})$ pairs. That is, as the latent individuals become more distinct, γ increases. On the other hand, as the latent individuals become more similar, $\gamma \rightarrow 0$.

Remark. Suppose $\beta_\ell \rightarrow 1$. Then the bound reduces to $D_{\mathbf{X}} = 0$. This implies that when there is growing distortion, there is no difference between two latent individuals. Suppose $\beta_\ell \rightarrow 0$. Then the upper bound is infinite, which is not informative here.

Using Pinsker's inequality,

$$\begin{aligned} D(P\|Q) \geq \frac{1}{4} \|P - Q\|_1^2 &\implies D(P\|Q) \geq I(t_{ij\ell} \neq t'_{ij\ell})(1 - \beta_\ell)^2 \\ &\implies D_{\mathbf{X}}(P\|Q) \geq \sum_{ij\ell} I(t_{ij\ell} \neq t'_{ij\ell})(1 - \beta_\ell)^2. \end{aligned}$$

Remark. Suppose $\beta_\ell \rightarrow 1$. Then $D_{\mathbf{X}} \geq 0$. If instead $\beta_\ell \rightarrow 0$, then $D_{\mathbf{X}} \geq 1$. The lower bound is only informative when $\beta_\ell \rightarrow 0$. We have more information when the latent individuals are separated.

5.2 K-L Divergence Bounds for String and Categorical Data

We now consider P and Q under the EB model proposed in this paper for both categorical and non-categorical data. We find that

$$\begin{aligned}
Pr(X_{ij\ell} = m \mid \mathbf{Y}, \mathbf{\Lambda}, \boldsymbol{\theta}, \boldsymbol{\beta}) &= Pr(X_{ij\ell} = m, Z_{ij\ell} = 0 \mid \mathbf{Y}, \mathbf{\Lambda}, \boldsymbol{\theta}, \boldsymbol{\beta}) \\
&\quad + Pr(X_{ij\ell} = m, Z_{ij\ell} = 1 \mid \mathbf{Y}, \mathbf{\Lambda}, \boldsymbol{\theta}, \boldsymbol{\beta}) \\
&= Pr(X_{ij\ell} = m \mid \mathbf{Y}, \mathbf{\Lambda}, \boldsymbol{\theta}, \boldsymbol{\beta}, Z_{ij\ell} = 1) Pr(Z_{ij\ell} = 1 \mid \mathbf{Y}, \mathbf{\Lambda}, \boldsymbol{\theta}, \boldsymbol{\beta}) \\
&\quad + Pr(X_{ij\ell} = m \mid \mathbf{Y}, \mathbf{\Lambda}, \boldsymbol{\theta}, \boldsymbol{\beta}, Z_{ij\ell} = 0) Pr(Z_{ij\ell} = 0 \mid \mathbf{Y}, \mathbf{\Lambda}, \boldsymbol{\theta}, \boldsymbol{\beta}) \\
&\propto I(Y_{\Lambda_{ij\ell}} = m)(1 - \beta_\ell) + \alpha_\ell(X_{ij\ell})\beta_\ell \left[\exp\{-c d(X_{ij\ell}, Y_{\lambda_{ij\ell}})\} \right].
\end{aligned}$$

Suppose that $t_{ij\ell} \neq t'_{ij\ell}$ (as otherwise the divergence between P and Q is trivially 0). Then

$$\begin{aligned}
D_{X_{ij\ell}}(P \parallel Q) &\propto \sum_{m=1}^{M_\ell} I(Y_{\Lambda_{ij\ell}} = m)(1 - \beta_\ell) + \alpha_\ell(m)\beta_\ell \times e^{-c d(X_{ij\ell}, Y_{\lambda_{ij\ell}})} \times \\
&\quad \log \left[\frac{I(Y_{\Lambda_{ij\ell}} = m)(1 - \beta_\ell) + \alpha_\ell(m)\beta_\ell \left[e^{-c d(m, Y_{\lambda_{ij\ell}})} \right]}{I(Y'_{\Lambda'_{ij\ell}} = m)(1 - \beta_\ell) + \alpha_\ell(m)\beta_\ell \left[e^{-c d(m, Y'_{\lambda'_{ij\ell}})} \right]} \right].
\end{aligned}$$

Note that

$$\begin{aligned}
\|P - Q\|_1 &= \sum_{m \in M_\ell} \left| I(Y_{\Lambda_{ij\ell}} = m)(1 - \beta_\ell) + \alpha_\ell(m)\beta_\ell \exp\{-c d(m, Y_{\lambda_{ij\ell}})\} \right. \\
&\quad \left. - I(Y'_{\Lambda'_{ij\ell}} = m)(1 - \beta_\ell) - \alpha_\ell(m)\beta_\ell \exp\{-c d(m, Y'_{\lambda'_{ij\ell}})\} \right|.
\end{aligned}$$

We can show that

$$\begin{aligned}
\|P - Q\|_1 &\leq \sum_m (1 - \beta_\ell) \left| I(Y_{\Lambda_{ij\ell}} = m) - I(Y'_{\Lambda'_{ij\ell}} = m) \right| \\
&\quad + \sum_m \alpha_\ell(m)\beta_\ell \left| \exp\{-c d(m, Y_{\lambda_{ij\ell}})\} - \exp\{-c d(m, Y'_{\lambda'_{ij\ell}})\} \right| \\
&\leq 2(1 - \beta_\ell) + \beta_\ell \sum_m \alpha_\ell(m) \left| \exp\{-c d(m, Y_{\lambda_{ij\ell}})\} - \exp\{-c d(m, Y'_{\lambda'_{ij\ell}})\} \right|.
\end{aligned}$$

Suppose the two field attributes are different. That is, there exists an $m \neq m'$. Then we assume that there exists a $\delta > 0$ such that $d(m, m') \geq \delta$. Then we write

$$\|P - Q\|_1 \leq 2(1 - \beta_\ell) + \beta_\ell \sum_m \alpha_\ell(m) \left| \exp\{-c d(m, Y_{\lambda_{ij\ell}})\} - \exp\{-c d(m, Y'_{\lambda'_{ij\ell}})\} \right|.$$

By the reverse triangle inequality, for any m, m', m'' ,

$$|d(m, m') - d(m, m'')| \leq d(m', m'') \implies e^{-c[d(m, m') - d(m, m'')]} \geq e^{-cd(m', m'')},$$

which in turn implies that

$$\begin{aligned} & \sum_m \left[\left(1 - e^{-c[d(m, m') - d(m, m'')]} \right) e^{-cd(m', m'')} \alpha_\ell(m) \right] \\ & \sum_m \left(1 - e^{-c[d(m', m'')]} \right) e^{-cd(m', m'')} \alpha_\ell(m). \end{aligned}$$

Then

$$\begin{aligned} \sum_m \alpha_\ell(m) \left[e^{-cd(m, m')} - e^{-cd(m, m'')} \right] &= \sum_m \alpha_\ell(m) e^{-cd(m, m')} \left(1 - e^{-cd(m', m'')} \right) \\ &= \left(1 - e^{-cd(m', m'')} \right) \sum_m \alpha_\ell(m) e^{-cd(m, m')} \\ &= \left(1 - e^{-cd(m', m'')} \right) E[e^{-cd(m, m')}] \end{aligned}$$

where $M \sim \alpha_\ell$. That is, $\sum_m \alpha_\ell(m) e^{-cd(m, m')}$ is the moment generating function of $d(M, m')$ (evaluated at c), where $M \sim \alpha_\ell$. This implies that

$$\begin{aligned} & \sum_{i,j,\ell,m} \alpha_\ell(m) I(t_{ij\ell} \neq t'_{ij\ell}) \left[e^{-cd(m, t_{ij\ell})} - e^{-cd(m, t'_{ij\ell})} \right] \\ & \geq \sum_{i,j,\ell} I(t_{ij\ell} \neq t'_{ij\ell}) \left(1 - e^{-cd(t_{ij\ell}, t'_{ij\ell})} \right) E[e^{-cd(m, t_{ij\ell})}]. \end{aligned}$$

We have established that for any $t_{ij\ell} \neq t'_{ij\ell}$, that the lower bound grows as c goes to ∞ , at a rate determined by the moment generating function of the distances.

6 Application to RLdata500

To investigate the performance of our proposed methodology compared to existing methods, we considered the `RLdata500` data set from the `R RecordLinkage` package, which has been considered (in some form) by [Christen \(2005\)](#); [Christen and Pudjijono \(2009\)](#); [Christen and Vatsalan \(2013\)](#); [Steorts et al. \(2014c\)](#). This simulated data set consists of 500 records, each with a first and last name and full date of birth. These records contain 50 records that are intentionally constructed as “duplicates” of other records

in the data set, with randomly generated errors. The data set also includes a unique identifier for each record, so that we know we compare our methods to “ground truth.” The particular type of data found here, in which duplication is fairly rare, is of interest since typically supervised learning procedures produce error rates (false negative and false positive rates) that are extremely sensitive to the amount of training data used.

We briefly review the four classifications of how pairs of records can be linked or not linked under the truth and under the estimate. There are four possible classifications. First, record pairs can be linked under both the truth and under the estimate, which we refer to as *correct links* (CL). Second, record pairs can be linked under the truth but *not* linked under the estimate, which are called *false negatives* (FN). Third, record pairs can be *not* linked under the truth but linked under the estimate, which are called *false positives* (FP). Fourth and finally, record pairs can be *not* linked under the truth and also *not* linked under the estimate, which we refer to as *correct non-links* (CNL). The vast majority of record pairs are classified as correct non-links in most practical settings. Hence, the true number links is $CL + FN$, while the estimated number of links is $CL + FP$. The usual definitions of false negative rate and false positive are

$$FNR = \frac{FN}{CL+FN}, \quad FPR = \frac{FP}{FP+CNL}.$$

However, FPR as defined above is not an appropriate measure of record linkage performance, since the very large number of correct non-links (CNL) ensures that virtually any method will have an extremely small FPR, regardless of its actual quality.

Instead, we assess performance in terms of false positives by replacing FPR with the false discovery rate, i.e., the proportion of estimated links that are incorrect:

$$FDR = \frac{FP}{CL+FP},$$

where by convention we take $FDR = 0$ if its numerator and denominator are both zero, i.e., if there are no estimated links. Note that if the four classification pairs are laid out as a 2×2 contingency table, then $1 - FNR$ and $1 - FDR$ correspond to the number of correct links as a fraction of its row and column totals (in some order). Thus, FDR serves as another natural counterpart to FNR.

We applied our proposed methodology to the `RLdata500` data set with $a = 1$ and $b = 99$, which corresponds to a prior mean of 0.01 for the distortion

probabilities. Also, we took $c = 1$ in the string distortion distribution. We treated birth year as a categorical variable and birth month, and birth day as categorical variables. (Note that alterations to this did not change our results significantly). We treated first and last names as strings and took the string distance $d(\cdot, \cdot)$ as Jaro-Winkler distance (Christen 2012; Winkler 2006). We ran 10,000 iterations of the Gibbs sampler described in Section 3, which took approximately five hours. Note that the Gibbs sampler provides a sample from the posterior distribution of the linkage structure (as well as the other parameters and latent variables). Our approach for reducing this posterior sample to a single estimated linkage structure was described briefly in Section 4 and more thoroughly by Steorts et al. (2014b).

For comparison purposes, we also implemented five existing record linkage approaches for the `RLdata500` data. Two of these methods were the simple approaches that link two records if and only if they are identical (“Exact Matching”) and that link two records if and only if they disagree on no more than one field (“Near-Twin Matching”).

The remaining three methods are regression-based procedures that treat each pair of records as a match or non-match. Each procedure takes as covariates the Jaro-Winkler similarity for first names and for last names, as well as the indicators of agreement on birth year, month, and day. To reduce the number of record pairs under consideration, we first implemented a screening step that automatically treats records as non-matched if the median of their five covariate values (i.e., their five similarity scores) is less than 0.8. Hence, the remaining three methods are applied to only those record pairs that are *not* excluded by the screening criterion (99 pairs, including all 50 true matches). The first regression-based method considered was the approach of Bayesian additive regression trees (BART) (Chipman et al. 2010) with a binomial response and probit link, and with 200 trees in the sum. Next, we applied the random forests procedure of (Breiman 2001) for classification, with 500 trees. Finally, we considered ordinary logistic regression. For each method, we fit the model on 10%, 20%, and 50% of the data (i.e., the training set) and evaluated its performance on the remainder (i.e., the testing set). For each training data percentage, we repeated the fit for 100 randomly sampled training/testing splits and calculated the overall error rate as the average of the error rates obtained by using each of the 100 splits. We also fit and evaluated each model on the full data.

Note that we only considered methods that can take advantage of the string-valued nature of the name variables, since any method that treats these variables as categorical is unlikely to be competitive. In particular, this rules out the approach of Tancredi and Liseo (2011) and the SMERE

procedure of [Steorts et al. \(2014b\)](#).

The performance of our proposed empirical Bayesian method and the other approaches in terms of FNR and FDR is shown in Table 1. Note that by the construction of the data set, the exact matching approach produces no estimated links, so trivially its FNR and FDR are 1 and 0, respectively. Since our EB method does not rely on training data, the FNR and FDR simply are what they are, which are both very low for this data set. We compare to BART, Random Forests, and logistic regression, where we reiterate that for each model we used training splits of 10%, 20%, and 50%. As is well known for supervised methods, the error rates can be tuned when more training data is used to fit the model. For example, when we compare the EB method with the supervised methods (10% training), our method beats each supervised procedure in both FNR and FDR. We illustrate that the error rates can be brought down if the training data is increased, but this begs the questions of whether the supervised procedure is overfitting.

Procedure	FNR	FDR
Empirical Bayes	0.02	0.08
Exact Matching	1	0
Near-Twin	1	0
BART (10% training)	0.10	0.16
BART (20% training)	0.07	0.11
BART (50% training)	0.03	0.04
Random Forests (10% training)	0.05	0.15
Random Forests (20% training)	0.04	0.09
Logistic Regression (10% training)	0.09	0.16
Logistic Regression (20% training)	0.06	0.07
Logistic Regression (50% training)	0.02	0.01

Table 1: False negative rate (FNR) and false discovery rate (FDR) for the proposed EB methodology and five other record linkage methods as applied to the `RLdata500` data. For the supervised methods, we run 100 iterations of each one and average these such that overfitting is not occurring. The EB method produces very low FNR and FDR compared to the supervised learning methods. We see that each supervised method is sensitive to how much training data is used, which is not desirable and that often *both* low FNR and FDR cannot be achieved for the supervised methods.

We also calculated some additional information to assess the performance of our methodology. The linkage structure implies a certain number of

distinct individuals for the data set, which we call N . Our Gibbs sampler provides a sample from the posterior distribution of N , which is plotted below in Figure 1. The posterior mean is 447.4, while the posterior standard deviation is 7.2. (Note that the true number of distinct individuals in the data set is 450.) Figure 2 shows a graphical representation of the estimated linkage structure in which links between records are represented by triangles, where the triangles are just representation of a two-way linkage. The 49 correct links are shown as black triangles, while the 4 incorrect links (i.e., false positives) are shown as red triangles.

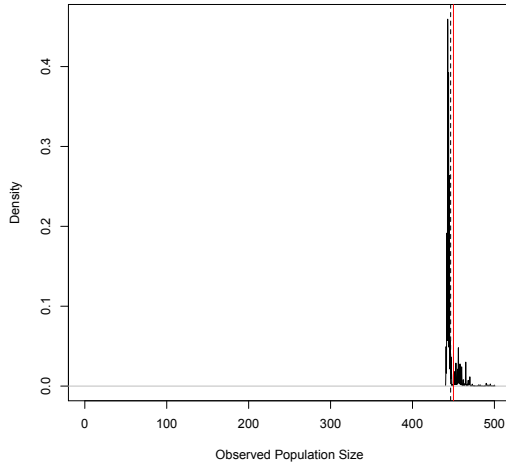


Figure 1: The posterior density of the number of unique individuals in the observed sample for the RLdata500 dataset in R after running 10,000 iterations of the Gibbs sampler. The FNR and FDR are 0.02 and 0.08. The posterior mean and standard error are 447.4 and 7.2.

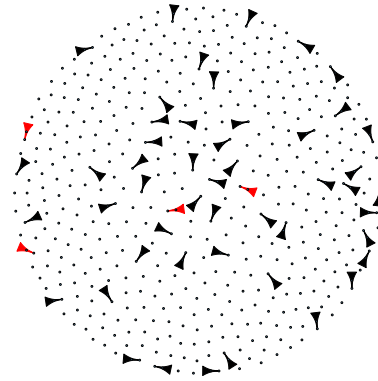


Figure 2: We represent the shared MPMMS graphically for the RLdata500 dataset. FDR is represented here by the amount of red divided by the amount of black and red. We see that the algorithm only finds four false positive links.

7 Application to Italian Household Survey

We also evaluated the performance of our proposed methodology using data from the Italian Survey on Household and Wealth (FWIW), a sample survey conducted by the Bank of Italy every two years. The 2010 survey covered 19,836 individuals, while the 2008 survey covered 19,907 individuals. The goal is to merge the 2008 and 2010 lists by considering the following categorical variables: year of birth, working status, employment status, branch of activity, town size, geographical area of birth, sex, whether or not Italian national, and highest educational level obtained. Note in particular that data about individuals’ names is *not* available, which makes record linkage on this data set a challenging problem. (However, a unique identifier *is* available to serve as the “truth.”) As in Section 6, we evaluate performance using false negative rate (FNR) and false discovery rate (FDR).

We applied our proposed methodology to this data set with $a = 1$ and $b = 99$, which corresponds to a prior mean of 0.01 for the distortion probabilities. Also, we took $c = 0.01$ in the string distortion distribution. We treated all variables here as categorical. We ran 7,500 iterations of the Gibbs sampler described in Section 3, which took approximately 9 hours. We again refer the reader to Section 4 for a description of how we reduced the posterior samples to a single estimated linkage structure.

In principle, we would also apply the same methods as in Section 6 (BART, random forests, and logistic regression). These methods essentially treat each pair of records as an observation. Since the number of record pairs is very large (242,556 record pairs arising from 697 observations), it is necessary to first reduce the number of record pairs under consideration by a screening rule to eliminate pairs that are clearly non-linked. For the data of Section 6, it was straightforward to find a screening rule (based on the median of the similarity scores) that greatly reduced the number of record pairs under consideration while still including all pairs that were truly linked. However, we could not find any viable screening rule for this data, at least in part because all fields are categorical. More specifically, any screening rule of the form “eliminate a record pair unless it agrees on at least K out of a particular set of M fields” either inadvertently eliminates some true links or retains far too many record pairs (at least 44,426). In practice, of course, the elimination of some true links is not a major problem, as it simply creates some automatic false negatives. However, the application of such a screening method is inappropriate if the goal is to evaluate the performance of a record linkage method, since the automatic false negatives would create a substantial handicap that is not the fault of the method itself.

(Still, the necessity of such a screening method *is* an inherent disadvantage of any method that treats each record pair as an observation. Of course, our proposed empirical Bayesian model does not suffer from this problem.)

Since it is not clear how to obtain a fair comparison of our methodology to BART, random forests, or logistic regression, we instead compare to two other methods: the approach of [Tancredi and Liseo \(2011\)](#), the SMERE approach of [Steorts et al. \(2014b\)](#), and the approach of exact and “near-twin” matching. The approach of [Tancredi and Liseo \(2011\)](#) took 3 hours, while SMERE took 20 minutes. Under the recommendation of [Tancredi and Liseo \(2011\)](#), we ran 100,000 iterations of the Gibbs sampler, which we also did for SMERE. We monitored convergence of the Gibbs sampler using autocorrelation plots, etc from [Cowles and Carlin \(1996\)](#).

Table 2 compares the FNR and FDR of our proposed EB methodology to that of the approach of [Tancredi and Liseo \(2011\)](#) and of SMERED from [Steorts et al. \(2014b\)](#). Again, we reiterate that this data set consists solely of categorical variables that provide relatively little information by which to link or separate records, hence, the large error rates in Table 2 are not surprising. (We note that the number of links missed among twins and near-twins is 28,246, so any method will do poorly on this type of data without a field attribute that helps the linkage procedure drastically. This is shown very well by the FNR and FDR as well as our visual plots in Figures 3 and 4. Again, this is not a weakness of the method, but of the data.

Procedure	FNR	FDR
Empirical Bayes	0.34	0.36
Tancredi–Liseo	0.52	0.46
SMERE	0.33	0.29
Exact	1	1
Near-Twin	0.02	1

Table 2: False negative rate (FNR) and false discovery rate (FDR) for the proposed empirical Bayesian methodology and two other record linkage methods as applied to the Italian Household Survey data. We note that SMERED and the EB method perform about the same, and vastly improve upon the method of [Tancredi and Liseo \(2011\)](#).

As in Section 6, we again examined the posterior distribution of the number of distinct individuals in the data set. This posterior, which has mean 379.9 and standard deviation 26.2, is shown in Figure 3. We also provide a graphical representation of the estimated linkage structure in Fig-

ure 4, where correct links are shown in black and so-called “false positives” are shown in red.

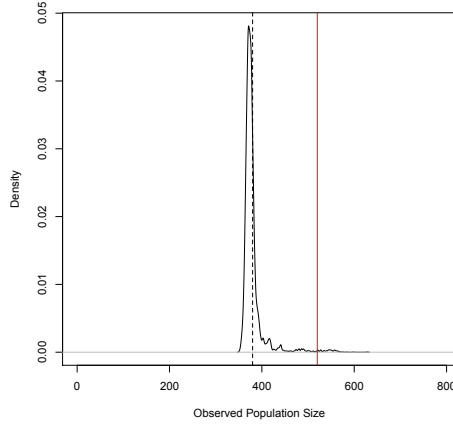


Figure 3: Posterior estimate of the observed number of individuals for the EB model, where the posterior mean is 379.9 (black line) with standard deviation of 26 (compared to the truth of 520 (red line)). The model is not expected to do particularly well on this dataset since we assume an independent fields model and the number of near-twins is quite high.

8 Discussion

We have made several main contributions with this paper. First, we have extended the categorical record linkage and de-duplication methodology of [Steorts et al. \(2014b\)](#) to a new approach that handles both categorical and string-valued data, while using the same linkage structure $\mathbf{\Lambda}$. This extension to string-valued data makes our approach flexible enough to accommodate a variety of applications. Note that all of the various benefits of the approach of [Steorts et al. \(2014b\)](#) are obtained by our new formulation. In particular, the ability to calculate posterior matching probabilities leads to *exact* error propagation (as opposed to merely providing bounds) when estimates arising from the record linkage model are subsequently integrated into other types of analyses (e.g., capture-recapture techniques for estimating population size). Moreover, our proposed empirical Bayesian approach retains the aforementioned benefits of the Bayesian paradigm while eliminating the

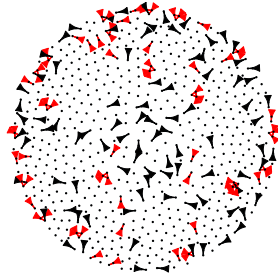


Figure 4: Shared MPMMS for the Italian household surveys in 2008 and 2010. The black dots and triangles are the matches given by the algorithm, where the red ones are the false matches compared to ground truth. The FPR is high here due to the fact that there is not much informative field attribute information, which shows when an approach such the EB gives an advantage and when a more simple approach such as [Steorts et al. \(2014b\)](#) should be taken.

need to specify subjective priors for the latent individuals. Indeed, the *only* subjective parameters that must be specified at all are the values a and b that determine the distribution of the distortion probabilities. We demonstrated our method by applying it to a simulated data set for which accurate record linkage is fairly easy and a real data set for which accurate record linkage is quite difficult. We found that our method compares favorably to a collection of popular supervised learning methods and another standard Bayesian method in the literature.

Our work serves as an early entry into the literature of empirical Bayesian record linkage methodology, and it can likely be improved, extended, and tailored to fit particular problems and applications. We believe that unsupervised methods, such as our proposed method, have a clear advantage over supervised approaches since in most applications, training data is scarce or unavailable altogether and in many cases the validity of the training data cannot be checked or trusted.

It is clear from both the present work and the results of [Steorts et al. \(2014b\)](#) that Markov chain Monte Carlo (MCMC) procedures impose serious computational limitations on the database sizes that are addressable by these Bayesian record linkage techniques. Since real record linkage applica-

tions often involve databases with millions of records, there is the possibility that MCMC-based Bayesian inference may not be the most promising direction for future research. Possible solutions may be provided by the variational Bayesian literature. Variational approximations work by systematically ignoring some dependencies among the variables being inferred, bounding the error this introduces into the posterior distribution, and minimizing the bound. If properly chosen, the minimization is a fast optimization problem and the minimal error is small. Such techniques have long been used to allow Bayesian methods to scale to industrial-sized data sets in domains such as topic modeling (Broderick et al. 2013; Wainwright and Jordan 2008). In particular, the framework developed by Broderick et al. (2013); Wainwright and Jordan (2008) allows for a full posterior distribution. This is appealing for record linkage methodology since it would allow quick estimation of posterior matching probabilities for propagation into subsequent analyses. It is also possible that the computational difficulties of the Bayesian record linkage approach could be circumvented by some other altogether different approach, such as the formulation of a model for which various posterior quantities of interest are calculable in closed form or via more manageable numerical procedures.

Acknowledgements

RCS was supported by National Science Foundation through grants SES1130706 and DMS1043903.

References

- BELIN, T. R. and RUBIN, D. B. (1995). A method for calibrating false-match rates in record linkage. *Journal of the American Statistical Association*, **90** 694–707.
- BEREND, D., HARREMOES, P. and KONTOROVICH, A. (2014). Minimum KL-divergence on complements of l_1 balls.
- BHATTACHARYA, I. and GETOOR, L. (2006). A latent dirichlet model for unsupervised entity resolution. In *SDM*, vol. 5. SIAM, 59.
- BREIMAN, L. (2001). Random forests. *Machine learning*, **45** 5–32.
- BRODERICK, T., BOYD, N., WIBISONO, A., WILSON, A. C. and JORDAN, M. I. (2013). Streaming variational bayes. *arXiv preprint arXiv:1307.6769*.
- CARLIN, B. P. and LOUIS, T. A. (2000). *Bayes and Empirical Bayes Methods for Data Analysis (2nd ed.)*. Chapman & Hall/CRC.
- CHIPMAN, H. A., GEORGE, E. I. and MCCULLOCH, R. E. (2010). Bart: Bayesian additive regression trees. *The Annals of Applied Statistics*, **4** 266–298.
- CHRISTEN, P. (2005). Probabilistic Data Generation for Deduplication and Data Linkage. In *Proceedings of the Sixth International Conference on Intelligent Data Engineering and Automated Learning (IDEAL’05)*. 109–116.
- CHRISTEN, P. (2012). *Data Matching: Concepts and Techniques for Record Linkage, Entity Resolution, and Duplicate Detection*. Springer.
- CHRISTEN, P. and PUDJIONO, A. (2009). Accurate Synthetic Generation of Realistic Personal Information. In *Advances in Knowledge Discovery and Data Mining* (T. Theeramunkong, B. Kijssirikul, N. Cercone and T.-B. Ho, eds.), vol. 5476 of *Lecture Notes in Computer Science*. Springer Berlin Heidelberg, 507–514. URL http://dx.doi.org/10.1007/978-3-642-01307-2_47.
- CHRISTEN, P. and VATSALAN, D. (2013). Flexible and Extensible Generation and Corruption of Personal Data. In *Proceedings of the ACM International Conference on Information and Knowledge Management (CIKM 2013)*.

- COWLES, M. and CARLIN, B. (1996). Markov chain Monte Carlo convergence diagnostics: A comparative review. *Journal of the American Statistical Association*, **91** 883–904.
- DAI, A. M. and STORKEY, A. J. (2011). The grouped author-topic model for unsupervised entity resolution. In *Artificial Neural Networks and Machine Learning–ICANN 2011*. Springer, 241–249.
- FELLEGI, I. and SUNTER, A. (1969). A theory for record linkage. *Journal of the American Statistical Association*, **64** 1183–1210.
- GUTMAN, R., AFENDULIS, C. and ZASLAVSKY, A. (2013). A bayesian procedure for file linking to analyze end- of-life medical costs. *Journal of the American Statistical Association*, **108** 34–47.
- HAN, H., GILES, L., ZHA, H., LI, C. and TSIOUTSIOULIKLIS, K. (2004). Two supervised learning approaches for name disambiguation in author citations. In *Digital Libraries, 2004. Proceedings of the 2004 Joint ACM/IEEE Conference on*. IEEE, 296–305.
- KULLBACK, S. and LEIBLER, R. A. (1951). On information and sufficiency. *The Annals of Mathematical Statistics* 79–86.
- LARSEN, M. D. and RUBIN, D. B. (2001). Iterative automated record linkage using mixture models. *Journal of the American Statistical Association*, **96** 32–41.
- LISEO, B. and TANCREDI, A. (2013). Some advances on Bayesian record linkage and inference for linked data. URL http://www.ine.es/e/essnetdi_ws2011/ppts/Liseo_Tancredi.pdf.
- MARTINS, B. (2011). A Supervised Machine Learning Approach for Duplicate Detection for Gazetteer Records. *Lecture Notes in Computer Science*, **6631** 34–51.
- ROBBINS, H. (1956). An empirical Bayes approach to statistics. In *Proceedings of the Third Berkeley Symposium on Mathematical Statistics and Probability, Volume 1: Contributions to the Theorem of Statistics*. MR, 157–163.
- SADINLE, M. and FIENBERG, S. (2013). A generalized Fellegi-Sunter framework for multiple record linkage with application to homicide record-systems. *Journal of the American Statistical Association*, **108** 385–397.

- STEORTS, R. C., HALL, R. and FIENBERG, S. (2014a). A Bayesian approach to graphical record linkage and de-duplication. *In Revision*. URL <http://arxiv.org/abs/1312.4645>.
- STEORTS, R. C., HALL, R. and FIENBERG, S. (2014b). Smered: A Bayesian approach to graphical record linkage and de-duplication. *JMLR W&CP*, **33** 922–930. URL <http://arxiv.org/abs/1403.0211>.
- STEORTS, R. C., VENTURA, S. L., SADINLE, M. and FIENBERG, S. E. (2014c). A comparison of blocking methods for record linkage. In *Privacy and Statistical Databases (To Appear)*. URL <http://arxiv.org/abs/1407.3191>.
- TANCREDI, A. and LISEO, B. (2011). A hierarchical Bayesian approach to record linkage and population size problems. *Annals of Applied Statistics*, **5** 1553–1585.
- TORVIK, V. I. and SMALHEISER, N. R. (2009). Author name disambiguation in medline. *ACM Transactions on Knowledge Discovery from Data (TKDD)*, **3** 11.
- TREERATPITUK, P. and GILES, C. L. (2009). Disambiguating authors in academic publications using random forests. In *Proceedings of the 9th ACM/IEEE-CS joint conference on Digital libraries*. ACM, 39–48.
- VENTURA, S. (2013). *Large-Scale Clustering Methods with Applications to Record Linkage*. Phd thesis proposal, CMU, Pittsburgh, PA.
- WAINWRIGHT, M. J. and JORDAN, M. I. (2008). Graphical models, exponential families, and variational inference. *Foundations and Trends® in Machine Learning*, **1** 1–305.
- WINKLER, W. E. (2006). Overview of record linkage and current research directions. In *Bureau of the Census*. Citeseer.

A Joint Posterior Derivation

We derive the joint posterior below.

$$\begin{aligned}
& \pi(\boldsymbol{\lambda}, \mathbf{Y}, \mathbf{z}, \boldsymbol{\beta} \mid \mathbf{X}) \\
& \propto \left[\prod_{i=1}^k \prod_{j=1}^{n_i} \left(\prod_{\ell=1}^{p_s} \left\{ (1 - z_{ij\ell}) I(X_{ij\ell} = Y_{\lambda_{ij\ell}}) + \frac{z_{ij\ell} \alpha_\ell(X_{ij\ell}) \exp[-c d(X_{ij\ell}, Y_{\lambda_{ij\ell}})]}{\sum_{w \in S_\ell} \alpha_\ell(w) \exp[-c d(w, Y_{\lambda_{ij\ell}})]} \right\} \right. \right. \\
& \quad \left. \left. \times \prod_{\ell=p_s+1}^{p_s+p_c} \left\{ (1 - z_{ij\ell}) I(X_{ij\ell} = Y_{\lambda_{ij\ell}}) + z_{ij\ell} \alpha_\ell(X_{ij\ell}) \right\} \right) \right] \\
& \quad \times \left[\prod_{j'=1}^N \prod_{\ell=1}^{p_s+p_c} \alpha_\ell(Y_{j'\ell}) \right] \left[\prod_{i=1}^k \prod_{j=1}^{n_i} \prod_{\ell=1}^{p_s+p_c} \beta_{i\ell}^{z_{ij\ell}} (1 - \beta_{i\ell})^{1-z_{ij\ell}} \right] \\
& \quad \times \left[\prod_{i=1}^k \prod_{\ell=1}^{p_s+p_c} \beta_{i\ell}^{a-1} (1 - \beta_{i\ell})^{b-1} \right] \left[\prod_{i=1}^k \prod_{j=1}^{n_i} I(\lambda_{ij} \in \{1, \dots, N\}) \right] \\
& \propto \left[\prod_{i=1}^k \prod_{j=1}^{n_i} \left(\prod_{\ell=1}^{p_s} \left\{ (1 - z_{ij\ell}) I(X_{ij\ell} = Y_{\lambda_{ij\ell}}) + \frac{z_{ij\ell} \alpha_\ell(X_{ij\ell}) \exp[-c d(X_{ij\ell}, Y_{\lambda_{ij\ell}})]}{\sum_{w \in S_\ell} \alpha_\ell(w) \exp[-c d(w, Y_{\lambda_{ij\ell}})]} \right\} \right. \right. \\
& \quad \left. \left. \times \prod_{\ell=p_s+1}^{p_s+p_c} \left\{ (1 - z_{ij\ell}) I(X_{ij\ell} = Y_{\lambda_{ij\ell}}) + z_{ij\ell} \alpha_\ell(X_{ij\ell}) \right\} \right) \right] \\
& \quad \times \left[\prod_{j'=1}^N \prod_{\ell=1}^{p_s+p_c} \alpha_\ell(Y_{j'\ell}) \right] \left[\prod_{i=1}^k \prod_{\ell=1}^{p_s+p_c} \beta_{i\ell}^{\sum_{j=1}^{n_i} z_{ij\ell} + a - 1} (1 - \beta_{i\ell})^{n_i - \sum_{j=1}^{n_i} z_{ij\ell} + b - 1} \right] \\
& \quad \times \left[\prod_{i=1}^k \prod_{j=1}^{n_i} I(\lambda_{ij} \in \{1, \dots, N\}) \right].
\end{aligned}$$

The joint posterior then becomes

$$\begin{aligned}
& \pi(\boldsymbol{\lambda}, \mathbf{Y}, \mathbf{z}, \boldsymbol{\beta} \mid \mathbf{X}) \\
& \propto \prod_{i=1}^k \prod_{j=1}^{n_i} \left(\prod_{\substack{\ell=1 \\ z_{ij\ell}=0}}^{p_s+p_c} I(X_{ij\ell} = Y_{\lambda_{ij\ell}}) \right) \\
& \quad \times \left\{ \prod_{\substack{\ell=1 \\ z_{ij\ell}=1}}^{p_s} \frac{\alpha_\ell(X_{ij\ell}) \exp[-c d(X_{ij\ell}, Y_{\lambda_{ij\ell}})]}{\sum_{w \in S_\ell} \alpha_\ell(w) \exp[-c d(w, Y_{\lambda_{ij\ell}})]} \right\} \left\{ \prod_{\substack{\ell=p_s+1 \\ z_{ij\ell}=1}}^{p_s+p_c} \alpha_\ell(X_{ij\ell}) \right\} \\
& \quad \times \left[\prod_{j'=1}^N \prod_{\ell=1}^{p_s+p_c} \alpha_\ell(Y_{j'\ell}) \right] \left[\prod_{i=1}^k \prod_{\ell=1}^{p_s+p_c} \beta_{i\ell}^{\sum_{j=1}^{n_i} z_{ij\ell} + a - 1} (1 - \beta_{i\ell})^{n_i - \sum_{j=1}^{n_i} z_{ij\ell} + b - 1} \right] \\
& \quad \times \left[\prod_{i=1}^k \prod_{j=1}^{n_i} I(\lambda_{ij} \in \{1, \dots, N\}) \right].
\end{aligned}$$

If we restrict the allowed values of λ_{ij} to the set $\{1, \dots, N\}$, then the last line above is irrelevant. Also, for each $w_0 \in S_\ell$, define the quantity $h_\ell(w_0) = \left\{ \sum_{w \in S_\ell} \exp[-c d(w, w_0)] \right\}^{-1}$, i.e., $h_\ell(w_0)$ is the normalizing constant for the distribution $F_\ell(w_0)$. We can compute $h_\ell(w_0)$ in advance for each possible

$w_0 \in S_\ell$. We can simplify the posterior to

$$\begin{aligned}
& \pi(\boldsymbol{\lambda}, \mathbf{Y}, \mathbf{z}, \boldsymbol{\beta} \mid \mathbf{X}) \\
& \propto \prod_{i=1}^k \prod_{j=1}^{n_i} \left(\left\{ \prod_{\substack{\ell=1 \\ z_{ij\ell}=0}}^{p_s+p_c} I(X_{ij\ell} = Y_{\lambda_{ij\ell}}) \right\} \left\{ \prod_{\substack{\ell=1 \\ z_{ij\ell}=1}}^{p_s+p_c} \alpha_\ell(X_{ij\ell}) \right\} \left\{ \prod_{\substack{\ell=1 \\ z_{ij\ell}=1}}^{p_s} h_\ell(Y_{\lambda_{ij\ell}}) \right\} \right. \\
& \quad \left. \times \exp \left[-c \sum_{\ell=1}^{p_s} z_{ij\ell} d(X_{ij\ell}, Y_{\lambda_{ij\ell}}) \right] \right) \\
& \quad \times \left[\prod_{j'=1}^N \prod_{\ell=1}^{p_s+p_c} \alpha_\ell(Y_{j'\ell}) \right] \left[\prod_{i=1}^k \prod_{\ell=1}^{p_s+p_c} \beta_{i\ell}^{\sum_{j=1}^{n_i} z_{ij\ell} + a - 1} (1 - \beta_{i\ell})^{n_i - \sum_{j=1}^{n_i} z_{ij\ell} + b - 1} \right] \\
& \propto \prod_{i=1}^k \prod_{j=1}^{n_i} \left\{ \left[\prod_{\substack{\ell=1 \\ z_{ij\ell}=1}}^{p_s+p_c} \alpha_\ell(X_{ij\ell}) \right] \left[\prod_{\substack{\ell=1 \\ z_{ij\ell}=1}}^{p_s} h_\ell(Y_{\lambda_{ij\ell}}) \right] \exp \left[-c \sum_{\ell=1}^{p_s} z_{ij\ell} d(X_{ij\ell}, Y_{\lambda_{ij\ell}}) \right] \right\} \\
& \quad \times \left[\prod_{j'=1}^N \prod_{\ell=1}^{p_s+p_c} \alpha_\ell(Y_{j'\ell}) \right] \left[\prod_{i=1}^k \prod_{\ell=1}^{p_s+p_c} \beta_{i\ell}^{\sum_{j=1}^{n_i} z_{ij\ell} + a - 1} (1 - \beta_{i\ell})^{n_i - \sum_{j=1}^{n_i} z_{ij\ell} + b - 1} \right] \\
& \quad \times I(X_{ij\ell} = Y_{\lambda_{ij\ell}} \text{ for all } i, j, \ell \text{ such that } z_{ij\ell} = 0).
\end{aligned}$$

B Sensitivity to hyperparameters

We vary the value of c from 1 to 20, which as c increases causes the posterior estimated of the observed population to be too high as expected. Also, as c increases the FPR and FDR remain unchanged. We illustrate the posterior estimates below for $c = 1, 5, 20$ after running the Gibbs sampler for 10,000 iterations. We note that as c increases, we find that intuitively (above 20) this is not something that should be taken in practice. For example, taking $c = 20$ means that a one-character distortion of a string-valued field has probability on the order of $e^{-20} \approx 2 \times 10^{-9}$ even if it's supposedly "distorted" according to the value of z . Thus, when $c > 20$, this says that the strings cannot be distorted, an assumption that we would not want to make. In these situations, the estimated number of individuals is much larger than the ground truth and the error rates (FNR, FDR) are quite large. We recommend values of $c < 1$.

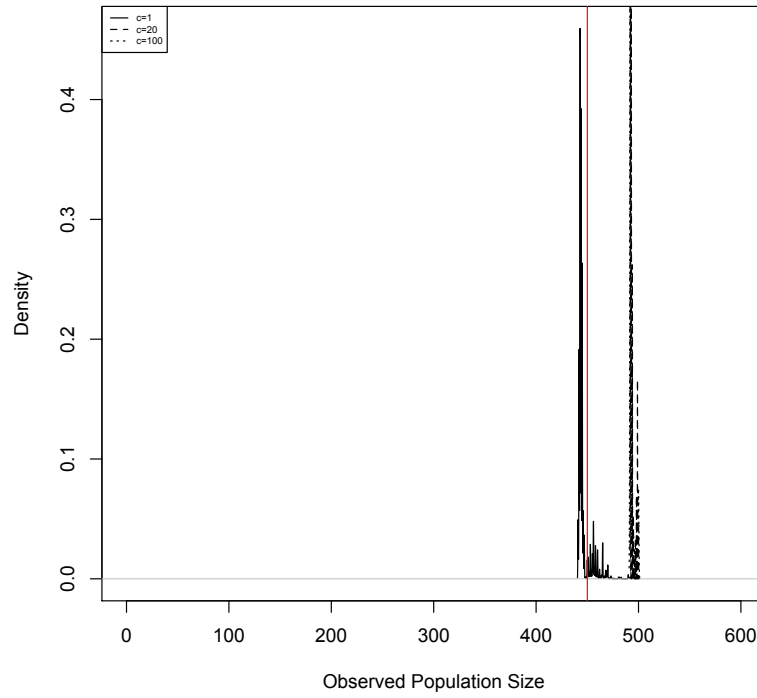


Figure 5: We plot the posterior density of the observed population for various values of c , showing that as $c > 1$ increase we overmatch, whereas as $c < 1$ we undermatch. Also, for varying values of c , the FNR and FDR remain stable and close to 0 (0.02 and 0.08 respectively for $c=100$).