

Exploring the Limits of Static Resilient Routing

Marco Chiesa
HUJI

Andrei Gurtov
HIIT

Aleksander Mądry
MIT

Slobodan Mitrović
EPFL

Ilya Nikolaevskiy
Aalto University

Aurojit Panda
UC Berkeley

Michael Schapira
HUJI

Scott Shenker
ICSI/UC Berkeley

Abstract

We present and study the STATIC-ROUTING-RESILIENCY problem, motivated by routing on the Internet: Given a graph G , a unique destination vertex d , and an integer constant $c > 0$, does there exist a static and destination-based routing scheme such that the correct delivery of packets from any source s to the destination d is guaranteed so long as (1) no more than c edges fail and (2) there exists a physical path from s to d ? We embark upon a systematic exploration of this fundamental question in a variety of models (deterministic routing, randomized routing, with packet-duplication, with packet-header-rewriting) and present both positive and negative results that relate the edge-connectivity of a graph, i.e., the minimum number of edges whose deletion partitions G , to its resiliency.

1 Introduction

1.1 Motivation

Routing on the Internet (both within an organizational network and between such networks) typically involves computing a set of *destination-based* routing tables (i.e., tables that map the destination IP address of a packet to an outgoing link). Whenever a link or node fails, routing tables are recomputed by invoking the routing protocol to run again (or having it run periodically, independent of failures). This produces well-formed routing tables, but results in relatively long outages after failures as the protocol is recomputing routes.

As critical applications began to rely on the Internet, such outages became unacceptable. As a result, “fast failover” techniques have been employed to facilitate immediate recovery from failures. The most well-known of these is Fast Reroute in MPLS where, upon a link failure, packets are sent along a precomputed alternate path without waiting for the global recomputation of routes [21]. This, and other similar forms of fast failover thus enable rapid response to failures but are limited to the set of precomputed alternate paths.

The goal of this paper is to perform a systematic theoretical study of failover routing. The fundamental question is, how resilient can failover routing be? That is, how many link failures can failover routing schemes tolerate before connectivity is interrupted (i.e., packets are trapped in a forwarding loop, or hit a dead end)? The answer to this question depends on both the structural properties of the graph, and the limitations imposed on the routing scheme.

Clearly, if it is possible to store arbitrary amount of information in the packet header, perfect resiliency can be achieved by collecting information about every failed link that is hit by a packet [15, 23]. Such approaches are not feasibly deployable in modern-day networks as the header of a packet may be too large for today’s routing tables. Our focus is thus on failover routing schemes that involve only making minimal changes to packet headers, or even no changes at all. Another traditional approach to achieving high resiliency is implementing stateful routing, i.e., storing information at a node every time a packet is seen being received from a different incoming link (see, e.g., link reversal [12] and [16, 17]). As current routing protocols do not allow network operators to implement such stateful failover routing, our goal is to design protocols that correspond to a stateless, or *static*, failover routing.

Specifically, we consider a particularly simple and practical form of static failover routing: for each incoming link, a router maintains a destination-based routing table that maps the destination IP address of a packet and the set of non-failed (“active”) links, to an output link. The router can locally detect which outgoing links are down and forwards packets accordingly. One should note that maintaining such per-incoming-link destination-based routing tables is necessary; not only is destination-based routing unable to achieve robustness against even a single link failure [14], but it is even computationally hard to devise failover routing schemes that maximize the number of nodes that are protected [2, 6, 14, 22]. We only consider link failures, not router failures (which are not always detectable by neighboring routers, and so such fast failover techniques may not apply).

We now present positive and negative results for several models of interest, and end with an open conjecture.

1.2 Model(s) and Results

We now present an intuitive exposition of the failover routing models studied and our results.

A failover routing algorithm is responsible for computing, for each node (vertex) of a network (graph), a *routing function* that *matches* an incoming packet to an outgoing edge. A set of routing functions for each vertex guarantees *reachability* between a pair of vertices, u and v , for which there exists a connecting path in the graph, if any packet directed to node v originated at node u is correctly routed from u to v .

We are interested in routing functions that rely solely on information that is locally available at a node (e.g., the set of non-failed edges, the incoming link along which the packet arrived, and any information stored in the header of the packet). We consider four models of static failover routing: deterministic routing, randomized routing, routing with packet-duplication, and routing with (minimal) packet-header rewriting.

Deterministic (DTM) failover routing: packets are matched on the destination label, the incoming edge, and the set of non-failed edges to an outgoing edge. Past work [3, 25] (1) designed such functions with guaranteed robustness against *only* a single link/node failure [10, 11, 20, 24, 26, 27], (2) achieved robustness against $\lfloor \frac{k}{2} - 1 \rfloor$ edge failures for k -connected graphs [9], and (3) proved that it is impossible to be robust against any set of edge failures that does not partition the network [11].

We present the following positive results for deterministic failover routing:

- For any k -connected graph, with $k \leq 5$, one can find DTM routing functions that are robust to any $k - 1$ failures.
- For a variety of specialized k -connected graphs (including cliques, complete bipartite, hypercubes, Clos networks, hypercubes), one can find DTM routing functions that are robust to any $k - 1$ failures.

Motivated by the possibility that one can protect against $k - 1$ failures in *some* k -connected graphs, we make the following general conjecture, whose proof eludes us despite much effort.

- **Conjecture:** For any k -connected graph, one can find deterministic failover routing functions that are robust to any $k - 1$ failures.

We present several negative results along these lines, e.g., for natural forms of deterministic failover routing. We show, in contrast, that slightly more expressive routing functions can indeed be robust to $(k - 1)$ edge failures.

Randomized failover routing (RND): as above, but the outgoing edge is chosen in a probabilistic manner. Observe that, in principle, in this model, even selecting an (active) outgoing edge uniformly at random achieves perfect resiliency. However, the expected delivery time of a packet, even if there was *no* link failures, would be very large – as large as $\Omega(mn)$ in some network topologies. Instead, we present a randomized protocol that guarantees the expected delivery time to be significantly improved and gracefully growing with the number of actual link failures.

Failover routing with packet-header rewriting (HDR): a node has an ability to rewrite any bit of the packet header. Recent results showed that for any k -connected graph, k bits are sufficient to compute routing functions that are robust to $(k - 1)$ edge failures. We show that ability to modify at most *three* bits suffices.

Failover routing with packet duplication (DPL): a node has an ability to duplicate a packet (without rewriting its header) and send the copies through deterministically chosen outgoing links. We show how to compute for any k -connected graph, perfectly-resilient routing functions that do not create more than k packets, where k is the connectivity of the graph. (So, in particular, if there is no link failures, no packet duplication occurs.)

1.3 Organization

In Section 2, we introduce our routing model and formally state the STATIC-ROUTING-RESILIENCY problem. In Section 3, we summarize our routing techniques that will be leveraged throughout the whole paper. In Section 4, we present our main resiliency results for deterministic routing. In Section 5, we design an algorithm that, for any k -connected graph, computes randomized routing functions that are robust to $k - 1$ edge failures and have bounded expected delivery time. In Section 6 and Section 7, we show that robustness to $(k - 1)$ edge failures, where k is the connectivity of a graph, can be achieved with deterministic routing function if just 3 bits are added into the header of the packet and packet can be duplicated, respectively. In Section 8, we draw our conclusions. Due to the lack of space, detailed proofs of each lemma and theorem can be found in the appendix section.

2 Model

We represent our network as an undirected multigraph $G = (V(G), E(G))$, where each router in the network is modeled by a vertex in $V(G)$ and each link between two routers is modeled by an undirected edge in the multiset $E(G)$. When it is clear from the context, we simply write V and E instead of $V(G)$ and $E(G)$. We denote an (undirected) edge between x and y by $\{x, y\}$. A graph is *k-edge-connected* if there exist k edge-disjoint paths between any pair of vertices of G . Each vertex v routes packets according to a *routing function* that matches an incoming packet to a sequence of forwarding actions. Packet *matching* is performed according to the set of active (non-failed) edges incident at v , the incoming edge, and any information stored in the packet header (e.g., destination label, extra bits), which are all information that are *locally* available at a vertex. Since our focus is on per-destination routing functions, we assume that there exists a unique destination $d \in V$ to which every other vertex wishes to send packets and, therefore, that the destination label is not included in the header of a packet. Forwarding *actions* consist in routing packets through an outgoing edge, rewriting some bits in the packet header, and creating duplicates of a packet.

In this paper we consider four different types of routing functions. We first explore a particularly simple routing function, which we call *deterministic routing* (DTM). In deterministic routing (Section 4) a packet is forwarded to a specific outgoing edge based only on the incoming port and the set of active outgoing edges. The other three routing functions, which are generalization of DTM are the following ones: *randomized routing*, in which a vertex forwards a packet through an outgoing edge with a certain probability, *header-rewriting routing*, in which a vertex rewrites the header of a packet, and *duplication routing*, in which a vertex creates copies of a packet. Deterministic routing is a special case of each of these routing functions. We present the formal definitions of the randomized, header-rewriting, and duplication routing models in Sections 5, 6, and 7, respectively. Observe that since deterministic, randomized, and duplication routing cannot modify a packet header, there is no benefit in matching it.

The STATIC-ROUTING-RESILIENCY (SRR) problem. Given a graph G , a routing function f is *k-resilient* if, for each vertex $v \in V$, a packet originated at v and routed according to f reaches its destination d as long as at most k edges fail and there still exists a path between v and d . The input of the SRR problem is a graph G , a destination $d \in V(G)$, and an integer $k > 0$, and the goal is to compute a set of resilient routing functions that is *k-resilient*.

3 General Routing Techniques

Definition and notation. We denote a directed arc from x to y by (x, y) and by \vec{G} the directed copy of G , i.e. a directed graph such that $V(\vec{G}) = V$ and $\{x, y\} \in E$ if and only if $(x, y), (y, x) \in E(\vec{G})$.

A subgraph T of \vec{G} is an *r-rooted arborescence* of \vec{G} if (i) $r \in V$, (ii) $V(T) \subseteq V$, (iii) r is the only vertex without outgoing arcs and (iv), for each $v \in V(T) \setminus \{r\}$, there exists a single directed path from v to r that only traverses vertices in $V(T)$. If $V(T) = V$, we say that T is a *r-rooted spanning arborescence* of \vec{G} . When it is clear from the context, we use the word “arborescence” to refer to a *d-rooted spanning arborescence*, where d is the destination vertex. We say that two arborescences T_1 and T_2 are *arc-disjoint* if $(x, y) \in E(T_1) \implies (x, y) \notin E(T_2)$. A set of l arborescences $\{T_1, \dots, T_l\}$ is *arc-disjoint* if the arborescences are pairwise arc-disjoint. We say that two arc-disjoint arborescences T_1 and T_2 do not *share* an edge $\{x, y\} \in E$ if $(x, y) \in E(T_1) \implies (y, x) \notin E(T_2)$.

As an example, consider Fig.1, in which each pair of vertices is connected by two edges (ignore the red crosses) and four arc-disjoint (*d*-rooted spanning) arborescences Blue, Orange, Red, and Green are depicted by colored arrows.

Arborescence-based routing. Throughout the paper, unless specified otherwise, we let $\mathcal{T} = \{T_1, \dots, T_k\}$ denote a set of k *d*-rooted arc-disjoint spanning arborescences of \vec{G} . All our routing techniques are based on a decomposition of \vec{G} into \mathcal{T} . The existence of k arc-disjoint arborescences in any k -connected graph was proven in [8], while fast algorithms to compute such arborescences can be found in [5]. We say that a packet is routed in *canonical* mode along an arborescence T if a packet is routed through the unique directed path of T towards the destination. If packet hits a failed edge at vertex v along T , it is processed by v (e.g., duplication, header-rewriting) according to the capabilities of a specific routing function and it is rerouted along a different arborescence. We call such routing technique *arborescence-based routing*. One crucial decision that must be taken is the next arborescence to be used after a packet hits a failed edge. In this paper, we propose two natural choices that represent the building blocks of all our routing functions. When a packet is routed along T_i and it hits a failed arc (v, u) , we consider the following two possible actions:

- **Reroute along the next available arborescence**, e.g., reroute along $T_{next} = T_{(i+1) \bmod k}$. Observe that, if the outgoing arc belonging to T_{next} is failed, we forward along the next arborescence, i.e. $T_{(i+2) \bmod k}$, and so on.

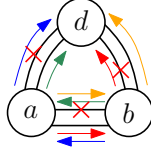


Figure 1: A 4-connected graph

Algorithm 1 Definition of BOUNCED-RAND-ALGO.

BOUNCED-RAND-ALGO: Given $\mathcal{T} = \{T_1, \dots, T_k\}$

1. $T :=$ an arborescence from \mathcal{T} sampled uniformly at random (u.a.r.)
 2. While d is not reached
 1. Route along T (canonical mode)
 2. If a failed edge is hit then
 - (a) With probability q , replace T by an arborescence from \mathcal{T} sampled u.a.r.
 - (b) Otherwise, bounce the failed edge and update T correspondingly
-

- **Bounce on the reversed arborescence**, i.e., we reroute along the arborescence T_{next} that contains arc (u, v) .

We say that a routing function is a *circular-arborescence* routing if each vertex can arbitrarily choose the first arborescence to route a packet and, for each $T_i \in \mathcal{T}$, we use canonical routing until a packet hits a failed edge, in which case we reroute along the next available arborescence. We will show an example in Section 4.1.

In the next sections, we show how it is possible to achieve different degrees of resiliency by using our general routing techniques and different routing functions (i.e., deterministic, randomized, packet-header-rewriting, and packet-duplication).

4 Deterministic Routing

In this section we show how to achieve $(k - 1)$ -resiliency for any arbitrary k -connected graph, with $k \leq 5$, using deterministic routing functions (DTM), which map an incoming edge and the set of active edges incident at v to an outgoing edge. We show that for several k -connected graphs (e.g., cliques, hypercubes) there exists a set of $(k - 1)$ -resilient routing functions. In addition, we show that 2-resiliency cannot be achieved for certain 2-connected graphs. This motivates our conjecture: for any k -connected graph, does there exist a set of a $(k - 1)$ -resilient routing functions?

4.1 Arbitrary Graphs

We first show that circular-arborescence routing is not sufficient to achieve 3-resiliency. Consider the example in Fig. 1 with 3 vertices a, b , and c and 6 edges (depicted as black lines) $e_{a,b}^A = \{a, b\}$, $e_{a,b}^F = \{a, b\}$, $e_{a,d}^A = \{a, d\}$, $e_{a,d}^F = \{a, d\}$, $e_{b,d}^A = \{b, d\}$, and $e_{b,d}^F = \{b, d\}$, where A stands for “active” edge and F for “failed” edge (depicted with a red cross over them). Four arc-disjoint arborescences $\mathcal{T} = \{\text{Blue}, \text{Orange}, \text{Red}, \text{Green}\}$ are depicted by colored arrows. Let $\langle \text{Blue}, \text{Orange}, \text{Red}, \text{Green} \rangle$ be a circular ordering of the arborescences in \mathcal{T} . We now describe how a packet p originated at a is forwarded throughout the graph using a circular-arborescence routing. Since $e_{a,d}^F$ is failed, p cannot be routed along the Blue arborescence. It is then rerouted through Orange, which also contains a failed edge $e_{a,b}^F$ incident at a . As a consequence, p is forwarded to b through the Red arborescence. At this point, p cannot be forwarded to d because $e_{b,d}^F$, which belongs to Red, failed. It is then rerouted through Green, which also contains a failed edge $e_{a,b}^F$ incident at b . Hence, p is rerouted again through Blue, which leads p to the initial state—a forwarding loop.

An intuitive explanation is the following one. Since an edge might be shared by two distinct arborescences, a packet may hit the same failed edge both when it is routed along the first arborescence and when it is routed along the second arborescence. As a consequence, even $\frac{k}{2}$ failed edges may suffice to let a packet be rerouted along the same initial vertex and initial arborescence, creating a forwarding loop. Our first positive result shows that a forwarding loop cannot arise in 2- and 3-connected graphs if circular-arborescence routing is adopted.

Algorithm 2 Definition of DF-ALGO.

DF-ALGO: Given $\mathcal{T} = \{T_1, \dots, T_k\}$ and d

1. Set $i := 1$.
 2. Repeat until the packet is delivered to d
 1. Route along T_i until d is reached or the routing hits a failed edge.
 2. If the routing hits a failed edge a and a is shared with arborescence T_j , $i \neq j$.
 - (a) Bounce and route along T_j .^a
 - (b) If the routing hits a failed edge in T_j , route back to the edge a .
 3. Set $i := (i + 1) \bmod k + 1$
-

^aAs we discuss in the sequel, the routing scheme employed after bouncing might deviate from the one used before the bouncing has occurred.

Theorem 1. *For any k -connected graph, with $k = 2, 3$, any circular-arborescence routing is $(k - 1)$ -resilient. In addition, the number of switches between trees is at most 4.*

Proof sketch. Consider a 2-connected graph $G = (V, E)$, two arc-disjoint arborescences T_1 and T_2 of \vec{G} , and an arbitrary failed edge $e = \{u, v\} \in E$. W.l.o.g, T_1 is the first arborescences that is used to route a packet p . When p hits e (w.l.o.g, at u), p cannot hit e in the opposite direction along T_2 . In fact, this would mean that there exists a directed path from u to v that belongs to T_2 and that (v, u) is contained in T_2 —a directed cycle. A similar, but more involved argument, holds for the 3-connected case (see Appendix A). \square

4-connected graphs. Let us look again at the graph in Fig. 1. It is not hard to see that a different circular ordering of the arborescences (i.e., $\langle \text{Blue, Green, Orange, Red} \rangle$) would be robust to any three failures. However, our first result shows that in general circular-arborescence routing is not sufficient to achieve $(k - 1)$ -resiliency, for any $k \geq 4$.

Theorem 2. *There exists a 4-connected graph such that, given a set of k arc-disjoint arborescences, there does not exist any 3-resilient circular-arborescence routing function.*

To overcome this impossibility result, we first introduce the following lemma, in which we show how to construct four arc-disjoint arborescences such that some of them do not share edges with each other. Then, we compute a circular-arborescence routing that is 3-resilient based on these arborescences.

Lemma 3. *For any k -connected graph G , with $k \geq 1$, and any vertex $d \in V$, there exist k arc-disjoint arborescences T_1, \dots, T_k rooted at d such that, if k is even (odd), $T_1, \dots, T_{\frac{k}{2}}$ ($T_1, \dots, T_{\lfloor \frac{k}{2} \rfloor}$) do not share edges with each other and $T_{\frac{k}{2}+1}, \dots, T_k$ ($T_{\lfloor \frac{k}{2} \rfloor+1}, \dots, T_{k-1}$) do not share edges with each other.*

The following theorem states that a circular ordering $\langle T_1, \dots, T_4 \rangle$ of the arborescences constructed as in Lemma 3 is a 3-resilient circular-arborescence routing. We will make use of the general case of Lemma 3 in Sect. 7.

Theorem 4. *For any 4-connected graph, there exists a circular-arborescence routing that is 3-resilient. In addition, the number of switches between trees is at most $2f$, where f is the number of failed edges.*

5-connected graphs. We now leverage our second routing technique, i.e., bouncing a packet along the opposite arborescence when a packet hits a failed edge. The intuition behind bouncing a packet is the following one. When we bounce a packet along the opposite arborescence T , we know that at least one failed edge that belongs to T is not contained in the path from p to the destination vertex.

Let T_1, \dots, T_k be k arc-disjoint arborescences of \vec{G} such that a circular-arborescence routing based on the first $k - 1$ arborescences is $(c - 1)$ -resilient, with $c < k$. Let R be a set of routing functions such that: each vertex that originates a packet p , forwards it along T_k and, if a failed edge is hit along T_k , then p is routed according to the circular-arborescence based on the first $k - 1$ arborescences. Then, we have the following result.

Lemma 5. *The set of routing functions R is c -resilient.*

The 4-resiliency for any 5-connected graph now easily follows from Lemma 5 and Theorem 4. We also show:

Theorem 6. *For any 5-connected graph G there exist a set of 4-resilient routing functions. In addition, the number of switches between trees is at most $2f$, where f is the number of failed edges.*

Theorem 7. *For any k -connected graph there exist a set of $\lfloor \frac{k}{2} \rfloor$ -resilient routing functions.*

Proof. It easily follows from Lemma 5 and the fact that every circular-arborescence routing is $(\lfloor \frac{k}{2} \rfloor - 1)$ -resilient. \square

Since every planar graph with no parallel edges is at most 5-connected [7], the following corollary easily follows.

Corollary 8. *For any k -connected planar graph with no parallel edges there exist a set of $(k - 1)$ -resilient routing functions.*

Constrained topologies. For several graph topologies that are common in Internet routing or datacenter networks, we show that $(k - 1)$ -resilient routing functions can be computed in polynomial time. The list of graphs that admit $(k - 1)$ -resilient routing functions encompasses cliques, complete bipartite graphs, generalized hypercubes, Clos networks, and grids [1, 7, 13]. We refer the reader to Appendix B for further details.

4.2 Impossibility Results

We now show that simplified forms of failover routing functions are not sufficiently powerful. It is well-known that without matching the incoming-edge it is not even possible to construct 1-resilient static routing functions [14]. To overcome this, [25] suggests to route packets based on a circular ordering of the edges incident at each vertex. Namely, a set of routing functions is *vertex-circular* if at each vertex v routes a packet based on the input port and an ordered circular sequence $\langle e_1, \dots, e_l \rangle$ of its incident edges as follows. If a packet p is received from an edge e_i , then v forwards it along e_{i+1} . If the outgoing edge e_{i+1} failed, v forwards p through e_{i+2} , and so on. We prove in Appendix C that this simplified routing functions cannot provably guarantee $(k - 1)$ -resiliency even for three-connected graphs.

Theorem 9. *There is a 3-connected graph G for which no 2-resilient vertex-circular routing function exists.*

We now exploit the previous theorem to state another impossibility result, which shows that the edge-connectivity between two vertices, i.e., the maximum amount of disjoint paths between the two vertices, does not match the resiliency guarantee for these two vertices. In other words, even if a vertex v is k -connected to the destination (but *not* the entire graph), it is not possible to guarantee that a packet originated at v will reach d when $k - 1$ edges fail. Clearly, if we want to protect against $k - 1$ failures a single vertex that is k -connected to d , we can safely route along its k edge-disjoint paths one after the other until the packet reaches its destination. However, if there are more vertices to be protected, it may be not possible to protect all of them. We say that a routing function is *vertex-connectivity-resilient* if each packet that is originated by a vertex v that is k -connected to the destination d , can be routed towards the destination as long as less than k edges fail.

Let G' be the graph obtained from G by replacing each edge $e = \{x, y\}$ with 3 edges $\{x, v_1^e\}$, $\{v_1^e, v_2^e\}$, and $\{v_2^e, y\}$, where v_1^e and v_2^e are new vertices added into $V(G')$. Observe that if G is at least 2-connected, then G' is 2-connected. Also, connectivity between the “original” vertices of G does not change in G' .

Lemma 10. *If there exists a 2-resilient routing function for G' , then there exists a vertex-circular routing for G .*

By Theorem 9 and Lemma 10, we can easily show that vertex-connectivity-resilient is not achievable.

Theorem 11. *There are a graph G and a destination $d \in V(G)$ for which no set of vertex-connectivity-resilient routing functions exists.*

We can leverage Lemma 10 to show that there exists a limit on the resiliency that can be attained in a k -connected graph. It was proved in [11] that perfect resiliency, i.e., resiliency against any failures that do not disconnect a sender from d , cannot be guaranteed. We claim a stronger bound.

Theorem 12. *There is a 2-connected graph for which no set of 2-resilient routing functions exists.*

Theorem 12 and the promising results shown in this section leads to the following natural and elegant conjecture that relates the k -connectivity of a graph to the possibility of constructing routing functions that are robust to $k - 1$ edge failures.

Conjecture 13. *For any k -connected graph, there exist a set of $(k - 1)$ -resilient routing functions.*

5 Randomized Routing

In this section, we devise a set of routing functions for G that is $(k - 1)$ -resilient but requires a source of random bits. We extend our routing function definition, which we call randomized routing (RND), as follows: a routing function maps an incoming edge and the set of active edges incident at v to a set of pairs (e, q) , where e is an outgoing edge and q is the probability of forwarding a packet through e . A packet is forwarded through a unique outgoing edge.

The section is structured as follows. As a prelude, we state some facts about the case when G has at most $k - 1$ failed edges. Then, we provide an algorithm to construct randomized routing functions, we prove it is $(k - 1)$ -resilient, and show that it outperforms a simpler algorithm in terms of expected number of next hops.

5.1 Meta-graph, Good Arcs, and Good Arborescences

The goal of this section is to provide an understanding of the structural relation between the arborescences of \mathcal{T} when the underlying network has at most $k - 1$ failed edges. The perspective that we build here will drive the construction of our algorithms in the following sections.

We start by introducing the notion of a *meta-graph*. To that end, we fix an arbitrary set of failed edges F . Throughout the section, we assume $|F| < k$, and define $f := |F|$. Then, we define a meta-graph $H_F = (V_F, E_F)$ as follows:

- $V_F = \{1, \dots, k\}$, where vertex i is a representative of arborescence T_i .
- For each failed edge $e \in E$ belonging to at least one arborescences of \mathcal{T} we define the corresponding edge e_F in H_F as follows:
 - $e_F := \{i, j\}$, if e belongs to two different arborescences T_i and T_j ;
 - $e_F := \{i, i\}$, i.e. e_F is a self-loop, if e belongs to a single arborescence T_i only.

Note that in our construction H_F might contain parallel edges. Intuitively, the meta-graph represents a relation between arborescences of \mathcal{T} for a fixed set of failed edges. We provide the following lemma as the first step towards understanding the structure of H_F .

Lemma 14. *The set of connected components of H_F contains at least $k - f$ trees.*

Lemma 14 implies that the fewer failed edges there are, the larger fraction of connected components of the meta-graph H_F are trees. Note that an isolated vertex is a tree as well. In the sequel, we show that each tree-component of H_F contains at least one vertex corresponding to an arborescence from which any bounce on a failed edge leads to the destination d without hitting any new failed edge.

To that end, we introduce the notion of good arcs and good arborescences. We say that an arc (u, v) is a *good arc* of an arborescence T if on the (unique) v - d path in T there is no failed edge. Let $a = (i, j)$, for $i \neq j$, be an arc of \vec{H}_F , $\{u, v\}$ be the edge that corresponds to a , and w.l.o.g. assume (u, v) is an arc of T_j . Then, we say a is a *well-bouncing arc* if (u, v) is a good arc of T_j . Intuitively, a well-bouncing arc (i, j) of \vec{H}_F means that by bouncing from T_i to T_j on the failed edge $\{v, u\}$ the packet will reach d via routing along T_j without any further interruption. Finally, we say that an arborescence T_i is a *good arborescence* if every outgoing arc of vertex $i \in V_F$ is well-bouncing.

Lemma 15. *Let T be a tree-component of H_F s.t. $|V(T)| > 1$. Then, \vec{T} contains at least $|V(T)|$ well-bouncing arcs.*

Now, building on Lemma 15, we prove the following.

Lemma 16. *Let T be a tree-component of H_F . Then, there is an arborescence T_i such that $i \in V(T)$ and T_i is good.*

Let us understand what this implies. Consider an arborescence T_i , and a routing of a packet along it. In addition, assume that the routing hits a failed edge e , such that e is shared with some other arborescence T_j . Now, if e corresponds to a well-bouncing arc of \vec{H}_F , then by bouncing on e and routing solely along T_j , the packet will reach d without any further interruption. Lemma 16 claims that for each tree-component T of H_F there always exists an arborescence T_i , with $i \in V(T)$, which is good, i.e. every failed edge of T_i corresponds to a well-bouncing arc of \vec{H}_F .

We can now state the main lemma of this section.

Lemma 17. *If G contains at most $k - 1$ failed edges, then \mathcal{T} contains at least one good arborescence.*

Proof. We prove that there exists an arborescence T_i such that if a packet bounces on any failed edge of T_i it will reach d without any further interruption. Let F be the set of failed edges, at most $k - 1$ of them. Then, by Lemma 14 we have that H_F contains at least $k - f \geq 1$ tree-components. Let T be one such component.

By Lemma 16, we have that there exists at least an arborescence T_i such that every outgoing arc from i is well-bouncing. Therefore, bouncing on any failed arc of T_i the packet will reach d without any further interruption. \square

5.2 An Algorithm for Randomized Routing

Algorithm 1 describes our algorithm to construct a set of $(k - 1)$ -resilient randomized routing functions, which we call BOUNCED-RAND-ALGO. The algorithm is parametrized by q that we define later.

Correctness. Assume that we, magically, know whether the arborescence we are routing along is a good one or not. Then, on a failed edge we could bounce if the arborescence is good, or switch to the next arborescence otherwise. And, we would not even need any randomness. However, we do not really know whether an arborescence is good or not since we do not know which edges will fail. To alleviate this lack of information we use a random guess. So, each time we hit a failed edge we take a guess that the arborescence is good, where the parameter q estimates our likelihood. Notice that BOUNCED-RAND-ALGO implements exactly this approach. As an example, consider Fig. 1. If a packet originated at a is first routed through Orange and the corresponding outgoing edge $e_{a,b}^F$ is failed, then the packet is forwarded with probability q to an arborescence from \mathcal{T} sampled u.a.r. and with probability $1 - q$ through Green, which shares the outgoing failed edge $e_{a,b}^F$ with Red. By the following theorem we show that this approach leads to $(k - 1)$ -resilient routing.

Theorem 18. *Algorithm BOUNCED-RAND-ALGO produces a set of $(k - 1)$ -resilient routing functions.*

Proof. By Lemma 17 we have that there exists at least one arborescence T_i of \mathcal{T} such that bouncing on any failed edge of T_i the packet will reach d without any further interruption. Now, as on a failed edge algorithm BOUNCED-RAND-ALGO will switch to T_i with positive probability, and on a failed edge of T_i the algorithm will bounce with positive probability, we have that the algorithm will reach d with positive probability. \square

5.3 The Running Time of BOUNCED-RAND-ALGO

In this subsection we analyze the expected number of times I the packet is rerouted from one arborescence to another one in BOUNCED-RAND-ALGO. As we are interested in providing an upper bound on I , we make the following assumptions. First, we assume that bouncing from an arborescence which is not good the routing always bounces to an arborescence which is not good as well. Second, we assume that only by bouncing from a good arborescence the routing will reach d without switching to any other arborescence. Third, we assume that there are exactly $k - f$ good arborescences, which is the lower bound provided by Lemma 14 and Lemma 16. Clearly, these assumptions can only lead to an increased number of iterations compared to the real case. Finally, for the sake of brevity we define $t := \frac{f}{k}$. Now, we are ready to start with the analysis. As the first step we define two random variables, where in the definitions T is the arborescence variable from algorithm BOUNCED-RAND-ALGO,

$$\begin{aligned} X &:= \# \text{ of times a failed edge is hit before reaching } d \text{ if } T \text{ is not a good arborescence, and} \\ Y &:= \# \text{ of times a failed edge is hit before reaching } d \text{ if } T \text{ is a good arborescence.} \end{aligned}$$

Let T_{init} be the first arborescence that we consider in BOUNCED-RAND-ALGO. Then, $\mathbb{E}[I]$ is upper-bounded by

$$\mathbb{E}[I] \leq \Pr[T_{init} \text{ is not good}] \mathbb{E}[X] + \Pr[T_{init} \text{ is good}] \mathbb{E}[Y], \quad (1)$$

where straight from our assumptions we have

$$\Pr[T_{init} \text{ is not good}] = t, \text{ and } \Pr[T_{init} \text{ is good}] = 1 - t.$$

Next, let us express $\mathbb{E}[X]$ and $\mathbb{E}[Y]$ as functions in $\mathbb{E}[X]$, $\mathbb{E}[Y]$, q , and t , while following our assumptions. If T is not a good arborescence, then a routing along T will hit a failed edge. If it hits a failed edge, with probability $1 - q$ the routing will bounce and switch to a non good arborescence. With probability qt the routing scheme will set T to be a non good arborescence, and with probability $q(1 - t)$ it will set T to be a good arborescence. Formally, we have

$$\mathbb{E}[X] = 1 + qt\mathbb{E}[X] + q(1 - t)\mathbb{E}[Y] + (1 - q)\mathbb{E}[X]. \quad (2)$$

Applying an analogous reasoning about Y , we obtain

$$\mathbb{E}[Y] = 1 + qt\mathbb{E}[X] + q(1 - t)\mathbb{E}[Y]. \quad (3)$$

Observe that the equations describing $\mathbb{E}[X]$ and $\mathbb{E}[Y]$ differ only in the term $(1 - q)X$. This comes from the fact that bouncing on a good arborescences the packet will reach d without hitting any other failed edge.

By some simple calculations (see Appendix D) we obtain:

$$\mathbb{E}[I] \leq U(q) = \frac{t}{(1-q)q(1-t)} + \frac{1}{1-q}. \quad (4)$$

Note that if we know f in advance, or have some guarantee in terms of an upper bound on f , we can derive parameter q that improves the running time of BOUNCED-RAND-ALGO, as provided by the following lemma.

Lemma 19. *$U(q)$ is minimized for $q = q^* := 1 - (1 + \sqrt{t})^{-1}$, and equal to*

$$U(q^*) = \frac{1 + \sqrt{t}}{1 - \sqrt{t}}. \quad (5)$$

Observe that $U(q^*) \leq \frac{4}{1-f}$. If $f = \alpha k$, i.e., only a fraction of the edges fail, we obtain $U(q^*) \leq \frac{4}{1-\alpha}$. This means that the expected number of arborescence switches does not depend on the number of failed edges but on the ratio between this number and the connectivity of the graph. Otherwise, if $f = k - 1$, we have that the expected number of arborescence switches is bounded by $4k$, which is linear w.r.t. to the connectivity of the graph.

Bouncing is efficient. It might be tempting to implement a variation of BOUNCED-RAND-ALGO that on each failed edge switches to another arborescences chosen uar, i.e. to set $q = 1$ in the Alg. 1. Let RAND-ALGO denote such a variant. The following theorem shows that BOUNCED-RAND-ALGO significantly outperforms RAND-ALGO.

Theorem 20. *For any $k > 0$, there exists a $2k$ edge-connected graph, a set of $2k$ arc-disjoint spanning trees, and a set of $k - 1$ failed edges, such that the expected number of tree switches with RAND-ALGO is $\Omega(k^2)$.*

6 Packet header rewriting

In this section we show how to construct a set of $(k - 1)$ -resilient routing functions that requires only three extra bits in the packet header. We define our routing function, which we call header-rewriting (HDR) routing, as follows: in this section a routing function maps an incoming edge, the set of active edges incident to v , and a string of bits in the header of a packet to an outgoing edge and a possibly new packet header.

Consider the circular routing algorithm with the following twist. If in the circular routing the packet hits a failed edge a of an arborescence T_i , then the packet bounces to arborescence T_j , if there is any, and continues routing along T_j . Now, if the packet hits a failed edge of T_j , then the packet is routed back to the edge a and the circular routing continues. The corresponding algorithm is provided in Algorithm 2.

As we show in the sequel, in case there are at most $k - 1$ failed edges then the described routing scheme delivers the packet to d . However, there are a few questions that we should resolve in order to implement this scheme in our routing model: first, after bouncing on a failed edge a and hitting a new failed edge, how one can route the packet back to a ; and, second, how we keep track of whether the circular routing or the one after bouncing is in use. Now, both questions could be easily answered if the packet stores the path it is routed over, which in the worst case could require “many” extra bits. On the other hand, as we have been discussing in the introduction, our aim is to provide a routing scheme that uses a very few bits, which we do in this section.

Backtracking: A routing and its inverse. Essentially, the first question can be cast as a task of devising a routing scheme $R(T)$, for a given arborescence T , which has its inverse. Let our hypothetical scheme $R(T)$ route the packet along edges $a_1, a_2, \dots, a_t, a_{t+1}$ in that order. Then, the inverse routing scheme $R^{-1}(T)$ would route a packet received along a_{t+1} through edges a_t, a_{t-1}, \dots, a_1 in that order. We choose $R(T)$ to be a DFS traversal of T starting at d . For the sake of the traversal, we disregard the orientation of the edges of T , as shown in Fig. 2.

Note that we use canonical mode (which does not have an inverse) for routing packets along the arborescences that are chosen in the circular order. Only once the packet bounces to arborescence T , we route the packet following scheme $R(T)$, and then follow its inverse $R^{-1}(T)$ if a new failed edge is hit, as explained above.

Three extra bits suffices for $(k - 1)$ -resiliency. So, to put into action our routing algorithm, we use three different routing schemes. In order to distinguish which one is currently used, we store extra bits in the packet header. Those bits are used to keep the information needed to decide which routing scheme should be used. To keep track of which routing scheme is being used, out of the three aforementioned, we need two bits. Let RM be a two-bit word with the following meaning: $RM = 0$ for canonical mode; $RM = 1$ for scheme $R(T)$; and $RM = 2$ for scheme $R^{-1}(T)$.

We now motivate the usage of the third bit. Let a be the last arc the packet is routed over. Then in canonical mode, i.e. if $RM = 0$, a uniquely determines the arborescence along which the packet is routed. However, if T_i and T_j , for $i < j$, share an edge $\{x, y\}$, then the arcs (x, y) and (y, x) are in both $R(T_i)$ and in $R(T_j)$. Therefore, if $RM \neq 0$ then the information stored in RM along with a is not sufficient to determine whether the arborescence the packet is routed along is T_i or T_j . So, to keep track of whether the packet is routed along T_i or T_j we use another extra bit H . We set $H = 1$ if the packet is routed along the arborescence with higher index, i.e. along T_j , and set $H = 0$ otherwise.

Therefore, in total, we need three additional bits (two for RM and one for H) to keep track of which routing scheme is in use and which arborescence is currently used to route a packet. In Appendix E we provide an algorithm that sets these bits precisely.

Putting the result from Section 5.1 into the setting we have developed in this section, we show that indeed DF-ALGO computes a $(k - 1)$ -resilient routing.

Theorem 21. *For any k -connected graph, DF-ALGO computes a set of $(k - 1)$ -resilient routing functions.*

7 Packet duplication

In this section we show that, for any k -connected graph G , it is always possible to compute duplication routing functions (DPL) that are $(k - 1)$ -resilient. DPL maps an incoming edge and the set of active edges incident at v to a subset of the outgoing edges at v . A packet is duplicated at v and one copy is sent to each of the edges in that set.

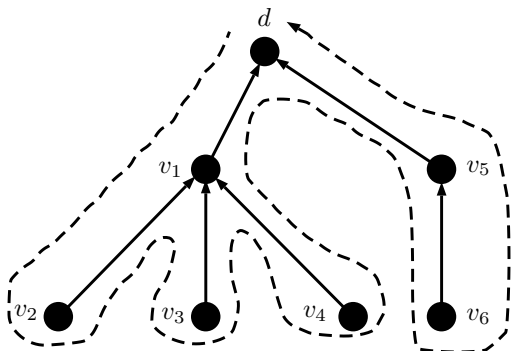


Figure 2: Let T denote the arborescence on the figure. A DFS traversal is illustrated by the dashed line, i.e. $R(T) = dv_1v_2v_1v_3v_1v_4v_1dv_5v_6v_5d$ and $R^{-1}(T) = dv_5v_6v_5dv_1v_4v_1v_3v_1v_2v_1d$.

Algorithm 3 Definition of DUP-ALGO.

1. p is first routed along T_1 .
 2. p is routed along the same arborescence towards the destination, unless a failed edge is hit.
 3. if p hits a failed edge (x, y) along T_i , then:
 - (a) if $i < s$: one copy of p is created; the original packet is forwarded along T_{i+1} ; the copy is forwarded along T_i , where T_i is the arborescence that contains arc (y, x) .
 - (b) if $i = s$: $s - 1$ copies of p are created; the original packet is forwarded along T_{s+1} ; the j 'th copy, with $1 \leq j \leq s - 1$, is routed along T_{s+j+1} .
 - (c) if $i > s$: p is destroyed.
-

A naive approach would flood the whole network with copies of the same packets, i.e., each vertex $v \in V(G)$ creates a copy a packet for each outgoing edge and forwards it through that edge. There are two drawbacks to this approach. First, marking packets is necessary to avoid forwarding loops. Second, at least a copy of the packet will be routed through each edge, wasting routing resources. In the following, we present an algorithm that creates a very limited number of copies of a packet and guarantees robustness against any $k - 1$ edge failures.

The general idea is to carefully combine the benefits of both circular-arborescence and bounce routing (as for HDR routing in Section 6). Circular-arborescence routing allows us to visit each arborescence, while bouncing a packet allows us to discover good arcs. (We refer the reader to Section 5 for the definition of good arcs.) Bouncing packets comes at the risk of easily introducing forwarding loops as packets may be bounced between just two arborescences. Hence, we leverage our construction of arborescences from Lemma 3, which will help us to eventually hit $k - 1$ distinct failed edge, and we forbid any bouncing that may create a forwarding loop. For simplicity, we assume that $k = 2s$ is even (see Appendix F for the full proof).

Let G be a $2s$ -connected graph and T_1, \dots, T_{2s} be $2s$ arc-disjoint arborescences such that T_1, \dots, T_s (T_{s+1}, \dots, T_{2s}) do not share edges each other (as in Lemma 3). We define the DUP-ALGO algorithm in Algorithm 3 and in the following show that it provides a set of $(2s - 1)$ -resilient routing functions.

We start by observing that each failed edge hit along the first s arborescences cannot be a good arc, otherwise this would mean that at least a copy of a packet will reach d .

Lemma 22. *Let T_i be a good arborescence from Lemma 17. If DUP-ALGO fails to deliver a packet to d , then $i > s$.*

By a counting argument (see Appendix F), we can leverage Lemma 22 to prove the following crucial lemma.

Lemma 23. *If DUP-ALGO fails to deliver a packet to d , then T_1, \dots, T_{2s} contain at least $2s$ failed edges.*

Lemma 23 essentially says that if DUP-ALGO fails to deliver a packet to d , then there must be "many" failed links. That conclusion is the main ingredient in a proof (see Appendix F) of the following theorem.

Theorem 24. *For any $2s$ -connected graph and $s \geq 1$, DUP-ALGO computes $(2s - 1)$ -resilient routing functions. In addition, the number of copies of a packet created by the algorithm is f , if $f < s$, and $2s - 1$ otherwise, where f is the number of failed edges.*

8 Conclusions

We presented the STATIC-ROUTING-RESILIENCY problem and explored the power of static fast failover routing in a variety of models: deterministic routing, randomized routing, routing with packet-duplication, and routing with packet-header-rewriting. We leave the reader with many interesting open questions, including resolving our conjecture that deterministic failover routing can withstand $k - 1$ failures in any k -connected network. Other interesting directions for future research include proving tight upper/lower bounds for the other routing models, and also considering node failures (alongside link failures).

References

- [1] M. Al-Fares, A. Loukissas, and A. Vahdat. A scalable, commodity data center network architecture. In *SIGCOMM*, 2008.
- [2] A. Atlas and A. Zinin. Basic Specification for IP Fast Reroute: Loop-Free Alternates. *IETF, RFC 5286*.
- [3] A. Atlas and A. Zinin. U-turn Alternates for IP/LDP Fast-Reroute. *IETF Internet draft version 03*, February 2006.
- [4] D. S. B. Alspach, J.-C. Bermond. Decomposition into cycles I: Hamilton decompositions. In *G. H. et al. (editors) Cycles and rays*, pages 351–362, 1990.
- [5] A. Bhalgat, R. Hariharan, T. Kavitha, and D. Panigrahi. Fast Edge Splitting and Edmonds’ Arborescence Construction for Unweighted Graphs. In *Proc. SODA*, pages 455–464, 2008.
- [6] M. Borokhovich and S. Schmid. How (Not) to Shoot in Your Foot with SDN Local Fast Failover - A Load-Connectivity Tradeoff. In *OPDIS*, pages 68–82, 2013.
- [7] R. Diestel. *Graph Theory*. Springer, Berlin, second ed., electronic edition, February 2000.
- [8] J. Edmonds. Edge-disjoint branchings. *Combinatorial Algorithms*, pages 91–96.
- [9] T. Elhourani, A. Gopalan, and S. Ramasubramanian. IP Fast Rerouting for Multi-Link Failures. In *Proc. IEEE INFOCOM*, pages 2148–2156, 2014.
- [10] G. Enyedi, G. Rétvári, and T. Cinkler. A Novel Loop-free IP Fast Reroute Algorithm. In *Proc. EUNICE*, pages 111–119. Springer-Verlag, 2007.
- [11] J. Feigenbaum, P. B. Godfrey, A. Panda, M. Schapira, S. Shenker, and A. Singla. On the resilience of routing tables. In *Brief announcement PODC*, July 2012.
- [12] E. M. Gafni and D. P. Bertsekas. Distributed algorithms for generating loop-free routes in networks with frequently changing topology. *IEEE Transactions on Communications*, 1981.
- [13] C. Guo, G. Lu, D. Li, H. Wu, X. Zhang, Y. Shi, C. Tian, Y. Zhang, and S. Lu. BCube: A High Performance, Server-centric Network Architecture for Modular Data Centers. In *Proc. of SIGCOMM*, 2009.
- [14] K.-W. Kwong, L. Gao, R. Guérin, and Z.-L. Zhang. On the Feasibility and Efficacy of Protection Routing in IP Networks. *IEEE/ACM Trans. Networking*, 19(5):1543–1556, October 2011.
- [15] K. Lakshminarayanan, M. Caesar, M. Rangan, T. Anderson, S. Shenker, and I. Stoica. Achieving convergence-free routing using failure-carrying packets. In *SIGCOMM*, 2007.
- [16] J. Liu, A. Panda, A. Singla, B. Godfrey, M. Schapira, and S. Shenker. Ensuring Connectivity via Data Plane Mechanisms. In *Proc. of NSDI*, pages 113–126, 2013.
- [17] J. Liu, B. Yan, S. Shenker, and M. Schapira. Data-driven Network Connectivity. In *Proc. of HotNets*, pages 8:1–8:6, New York, NY, USA, 2011. ACM.
- [18] V. Liu, D. Halperin, A. Krishnamurthy, and T. E. Anderson. F10: A Fault-Tolerant Engineered Network. In *Proc. of NSDI*, pages 399–412, 2013.
- [19] W. Mader. A reduction method for edge-connectivity in graphs. *Ann. Discrete Math.*, 3:145–164, 1978.
- [20] S. Nelakuditi, S. Lee, Y. Yu, Z.-L. Zhang, and C.-N. Chuah. Fast Local Rerouting for Handling Transient Link Failures. *IEEE/ACM Trans. Networking*, 15(2):359–372, April 2007.
- [21] P. Pan, G. Swallow, and A. Atlas. RFC 4090 Fast Reroute Extensions to RSVP-TE for LSP Tunnels. May 2005.
- [22] G. Schollmeier, J. Charzinski, A. Kirstadter, C. Reichert, K. J. Schrodi, Y. Glickman, and C. Winkler. Improving the Resilience in IP Networks. In *Proc. HPSR*, 2003.
- [23] B. Stephens, A. L. Cox, and S. Rixner. Plinko: Building Provably Resilient Forwarding Tables. In *Proc. of HotNets*, pages 26:1–26:7. ACM, 2013.
- [24] J. Wang and S. Nelakuditi. IP Fast Reroute with Failure Inferencing. In *Proc. of SIGCOMM Workshop on Internet Network Management, INM*, pages 268–273, New York, NY, USA, 2007. ACM.
- [25] B. Yang, J. Liu, S. Shenker, J. Li, and K. Zheng. Keep Forwarding: Towards K-link Failure Resilient Routing. In *Proc. IEEE INFOCOM*, pages 1617–1625, 2014.
- [26] B. Zhang, J. Wu, and J. Bi. RFPF: IP fast reroute with providing complete protection and without using tunnels. In *IWQoS*, pages 137–146, 2013.
- [27] Z. Zhong, S. Nelakuditi, Y. Yu, S. Lee, J. Wang, and C. nee Chuah. Failure Inferencing based Fast Rerouting for Handling Transient Link and Node Failures. In *Proc. IEEE INFOCOM*, 2005.

A Deterministic Routing

A.1 3-connected graphs

THEOREM 1. *For any k -connected graph, with $k = 2, 3$, any circular-arborescence routing is $(k - 1)$ -resilient. In addition, the number of switches between trees is at most 4.*

Proof. We refer to the three arc-disjoint arborescences as the Red, Blue, and Green arborescences.

Let $\langle c_0, c_1, c_2 \rangle = \langle \text{Blue, Red, Green} \rangle$ be an arbitrary ordering of the arborescences.

We now show that a circular-arborescence routing based on this arbitrary ordering is 2-resilient and the number of switches between trees is at most 4. W.l.o.g, assume that a packet p is first routed along the Blue arborescence (see Fig. 3). Either p reaches d or it hits at a vertex x a failed edge $\{x, y\}$. In the second case, p is rerouted along

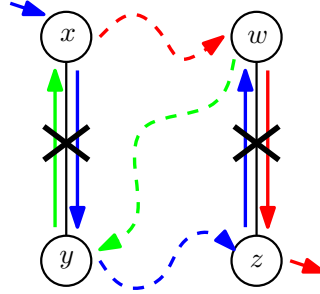


Figure 3: Proof of Theorem 1. Dashed colored lines represent paths in the graph.

Red. Observe that, either p reaches d or it hits at a vertex w , a failed edge $\{w, z\}$. In the latter case, observe that $\{w, z\} \neq \{y, x\}$, otherwise we have a loop in the Red arborescence since it contains arc (y, x) and a directed path from x to y . Observe that possibly $w = y$. Hence, the only two failed edges are $\{x, y\}$ and $\{w, z\}$. Vertex w reroutes p along the Green arborescence. Now, either p reaches d or it hits at a vertex $u \in \{x, y, w, z\}$, a failed edge. In the latter case, observe that $u \neq x$, since arc (x, y) belongs to the Blue arborescence. Moreover, if $w \neq y$, then $u \neq w$, since arc (w, z) belongs to the Red arborescence. Moreover, $u \neq z$, otherwise we have a loop in the Green arborescence since it contains arc (z, w) and a directed path from w to z . Hence, $u = y$ and u reroutes p along the Blue arborescence. Now, observe that either p reaches d or it hits at z the failed edge $\{w, z\}$. In the latter case, z reroutes p on Red. Suppose, by contradiction, that p does not reach d . It means that it hits at least a failed edge along the Red arborescence. However, the only arc failed along the Red arborescence is (w, z) , which implies that there exists a loop in the Red arborescence that contains (w, z) and a directed path from z to w —a contradiction. Hence, p cannot hit any additional edge along the Red arborescence, which proves the statement of the theorem. \square

A.2 Impossibility result for circular-arborescence routing

LEMMA 2. *There exists a 4-connected graph such that, given a set of k arc-disjoint arborescences, there does not exist any 3-resilient circular-arborescence routing function.*

Proof. Consider the graph represented in Fig. 4. Observe that arborescences Blue and Green (Orange and Red) are symmetric. Moreover, Blue is symmetric to Red and Green to Orange. As a consequence, w.l.o.g., we can assume that the first arborescence where a packet originated at c is routed is Blue. Hence, there are only six different circular-arborescence routing to study: (i) $\langle \text{Blue, Green, Orange, Red} \rangle$, (ii) $\langle \text{Blue, Green, Red, Orange} \rangle$, (iii) $\langle \text{Blue, Red, Green, Orange} \rangle$, (iv) $\langle \text{Blue, Red, Orange, Green} \rangle$, (v) $\langle \text{Blue, Orange, Red, Green} \rangle$, and (vi) $\langle \text{Blue, Orange, Green, Red} \rangle$. We show that in each case there exists a set of at most three edge failures such that

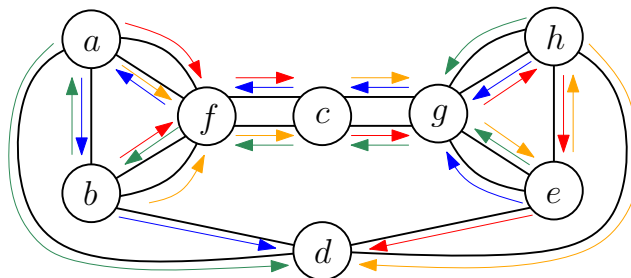


Figure 4: Counterexample used in the proof of Lemma 2

a packet originated at vertex c is forwarded along a loop. In order to distinguish between multiple edges between two vertices with adding a label TOP or $DOWN$ to the edge. For instance, consider the two edges between a and f . We refer to $\{a, f\}_{TOP}$ as the edge that contain an arc that belongs to the Red arborescence and to $\{a, f\}_{DOWN}$ as the edge that contain an arc that belongs to the Blue and Orange arborescences. In case(i), if edges $\{a, f\}_{DOWN}$, $\{a, d\}$, and $\{c, g\}_{DOWN}$ fail, a packet originated at c is forwarded on the following cycle $(c, f, b, a, f, c, f, b, a, \dots)$. In case(ii), if edges $\{c, f\}_{TOP}$, $\{a, d\}$, and $\{a, f\}_{DOWN}$ fail, a packet originated at c is forwarded on the following cycle $(c, f, b, a, f, b, a, \dots)$. In case (iii), if both edges $\{a, b\}$ and $\{e, h\}$ fail, a packet originated at c is forwarded on the following cycle $(c, f, a, f, c, g, h, g, c, f, b, f, c, g, e, g, c, f, a, \dots)$. In case (iv), if edges $\{c, f\}_{TOP}$, $\{c, g\}_{DOWN}$, and $\{e, g\}_{TOP}$ fail, a packet originated at c is forwarded on the following cycle (c, g, c, g, \dots) . In case (v), if edges $\{a, f\}_{DOWN}$, $\{c, f\}_{DOWN}$, and $\{c, g\}_{DOWN}$ fail, a packet originated at c is forwarded on the following cycle (c, f, c, f, \dots) . In case (vi), if both edges $\{a, b\}$ and $\{e, h\}$ fail, a packet originated at c is forwarded on the following cycle $(c, f, a, f, c, g, e, g, c, f, b, f, c, g, h, g, c, f, a, \dots)$. This ends the proof of the lemma for the case $k = 4$. \square

A.3 Constructing partially non-intersecting arborescences

Let G be a k -connected graph. By *splitting off a pair* of undirected edges $e = \{z, u\}$, $f = \{z, v\}$ we mean the operation of replacing e and f by a new edge connecting u and v . By *splitting off a vertex* $v \in V(G)$ we mean splitting off $\lceil \frac{k}{2} \rceil$ of its incident edges, removing the remainig edges, and deleting v from the graph. By *splitting off a pair of vertices* (v, u) , with $u, v \in V(G)$ we mean splitting off $\lfloor \frac{k}{2} \rfloor$ pair of edges incident at u , splitting off $\lfloor \frac{k}{2} \rfloor$ pair of edges incident at v , removing at least an edge connecting u and v , and deleting both u and v from the graph. We define the reverse operation of splitting off an edge. By *pinching an edge* $z = \{x, y\}$ to a node v we mean removing z from $E(G)$ and adding both $\{x, v\}$ and $\{y, v\}$ into $E(G)$.

The following lemma guarantees that we can always split off any vertex or pair of vertices in a k -connected graph.

Lemma 25. [19] *An undirected graph $G = (V, E)$ is k -edge-connected if and only if G can be constructed from the initial graph of two nodes connected by k parallel edges by the following four operations, which keep the graph k -connected:*

- (i) *add an edge,*
- (ii) *pinch $\lceil \frac{k}{2} \rceil$ edges with a new node z' ,*
- (iii) *pinch $\lfloor \frac{k}{2} \rfloor$ edges with a new node z' and add an edge connecting z' with an existing node,*
- (iv) *pinch $\lfloor \frac{k}{2} \rfloor$ edges with a new node z' , pinch then again in the resulting graph $\lfloor \frac{k}{2} \rfloor$ edges with another new node z so that not all of these $\lfloor \frac{k}{2} \rfloor$ edges are incident to z' , and finally connect z and z' by a new edge.*

In addition, the initial graph can be such that it contains at least an arbitrary chosen vertex of G .

Let $\mathcal{T} = \{T_1, \dots, T_k\}$ be a set of arborescences of G rooted at d . Then, we say that (T_1, \dots, T_k) is a list of *arc-disjoint bipartitely-edge-disjoint* (ADBED) arborescences if the following holds:

- arborescences T_1, \dots, T_k are arc-disjoint;
- arborescences $T_1, \dots, T_{\lfloor \frac{k}{2} \rfloor}$ are edge-disjoint;
- arborescences $T_{\lfloor \frac{k}{2} \rfloor + 1}, \dots, T_{2\lfloor \frac{k}{2} \rfloor}$ are edge-disjoint.

In other words, an ADBED list of arborescence is a set of arc-disjoint arborescence that are in addition divided into two partitions of the equal sizes such that each of the partitions contains pairwise edge-disjoint arborescences.

We consider the case when k is an even integer.

Lemma 26. *Let G be a k -connected graph, and G' a graph obtained by applying operation i from Lemma 25. If we are given a list (T_1, \dots, T_k) of ADBED arborescences of G , then we can construct a list (T'_1, \dots, T'_k) of ADBED arborescences for G' .*

Proof. The addition of an edge does not introduce any new vertex in G , so we set $T'_i := T_i$. \square

Lemma 27. *Let G be a k -connected graph, and G' a graph obtained by applying operation ii or operation iii from Lemma 25. If we are given a list (T_1, \dots, T_k) of ADBED arborescences of G , then we can construct a list (T'_1, \dots, T'_k) of ADBED arborescences for G' .*

Proof. Let z' denote the vertex added to G in order to obtain G' . Initially, we let $T'_i := T_i$, and then modify each T'_i , so that (T'_1, \dots, T'_k) is a list of ADBED arborescences of G' , in two phases. In the first phase we alter each T'_i that contains a pinched arc, and in the second phase we modify the remaining ones.

The first phase. For each edge $e = \{x, y\} \in (E(G) \setminus E(G'))$, i.e. for each pinched edge, if arc (x, y) belongs to T_i , let $e_1 = \{x, z'\}$ and $e_2 = \{y, z'\}$ be the two edges that are split off from G' in order to obtain e . We then add arcs (x, z') and (z', y) to T'_i and remove (x, y) .

If after the changes any T'_i is not an arborescence, we remove outgoing edges at z' until T'_i is an arborescence. This can be done by simply breaking cycles at z' and removing multiple paths from z' to d at z' .

Now, we show some properties of the currently obtained T'_1, \dots, T'_k .

First, observe that z' has at most one outgoing arc in each of the arborescences as we remove all the cycles, and parallel paths from z' to d .

Second, by the construction of T'_1, \dots, T'_k and the properties of T_1, \dots, T_k we have that each edge incident to z' is shared by at most one arborescence in $\{T'_1, \dots, T'_{\lfloor \frac{k}{2} \rfloor}\}$ and at most one arborescence in $\{T'_{\lfloor \frac{k}{2} \rfloor + 1}, \dots, T'_{2\lfloor \frac{k}{2} \rfloor}\}$.

Third, observe that there are at most $k/2$ incoming arcs at z' belonging to $T'_1, \dots, T'_{\lfloor \frac{k}{2} \rfloor}$ ($T'_{\lfloor \frac{k}{2} \rfloor + 1}, \dots, T'_{2\lfloor \frac{k}{2} \rfloor}$). If it would not be the case, then it would mean that at least an edge in $E(G') \setminus E(G)$ is shared by two arborescences among $T'_1, \dots, T'_{\lfloor \frac{k}{2} \rfloor}$ ($T'_{\lfloor \frac{k}{2} \rfloor + 1}, \dots, T'_{2\lfloor \frac{k}{2} \rfloor}$) in G . However, that would contradict, along with our construction of T'_1, \dots, T'_k would contradict that (T_1, \dots, T_k) is ADBED of G .

The second phase. For each arborescence T'_i that has no outgoing arcs at z' , we do as follows. W.l.o.g., assume that $i \leq \lfloor k/2 \rfloor$. We add into T an arbitrary outgoing arc at z' such that the symmetric incoming arc is not contained in any tree in $\{T'_1, \dots, T'_{\lfloor \frac{k}{2} \rfloor}\}$.

Next, our goal is to argue that there always exists an edge $\{x, y\} \in N(z')$ that is not shared by any arborescence in $\{T'_1, \dots, T'_{\lfloor \frac{k}{2} \rfloor}\}$.

Observe that z' has at least k incident edges. On the other hand, as we have noted, there exist at most $\lfloor k/2 \rfloor$ incoming arcs at z' belonging to $T'_1, \dots, T'_{\lfloor \frac{k}{2} \rfloor}$ and, at most $\lfloor \frac{k}{2} \rfloor - 1$ outgoing arcs that belong to $T'_1, \dots, T'_{\lfloor \frac{k}{2} \rfloor}$. Hence, there exist at least $k - (\lfloor k/2 \rfloor + \lfloor k/2 \rfloor - 1) \geq 1$ edges that are not shared by any of $T'_1, \dots, T'_{\lfloor \frac{k}{2} \rfloor}$. This means that there exists an arc (x, z') that is not shared by any arborescence among $T'_1, \dots, T'_{\lfloor \frac{k}{2} \rfloor}$.

This completes the proof. \square

Lemma 28. *Let G be a k -connected graph, and G' a graph obtained by applying operation iv from Lemma 25. If we are given a list (T_1, \dots, T_k) of ADBED arborescences of G , then we can construct a list (T'_1, \dots, T'_k) of ADBED arborescences for G' .*

Proof. In this case, we have two additional vertices z' and z . After we pinch at least $\lfloor \frac{k}{2} \rfloor$ edges to z' , we do the same modifications applied for operations ii and iii. Since the degree of z' may be $k - 1$ at most one arborescence T'_h will not have an outgoing arc at z' . After we pinch at least $\lfloor \frac{k}{2} \rfloor$ edges to z , we do the same modifications applied for operations ii and iii. Since the degree of z may be $k - 1$ at most one arborescence T'_j will not have an outgoing arc at z .

After that, we add an edge between z and z' . If $j \neq h$, we can safely add arc (z, z') into T'_j and arc (z', z) into T'_h . If $j = h$, we cannot add both arcs (z, z') and (z', z) into T'_j , because it induces a cycle. W.l.o.g., let assume that $1 \leq j \leq \lfloor \frac{k}{2} \rfloor$ or $j = k$.

We therefore consider an arbitrary arborescence T'_f , where $1 \leq f \neq j \leq \lfloor \frac{k}{2} \rfloor$. We add either (z, z') or (z', z) into T'_f in such a way that T'_f is a directed acyclic graph. This can always be done. W.l.o.g, let (z, z') be the arc added into T'_f . We then remove the outgoing arc (z', x) of T'_f from T'_f and add it into T'_j . We also add (z', z) into T'_j .

This completes the construction \square

LEMMA 3. *For any k -connected graph G , with $k \geq 1$, and any vertex $d \in V$, there exist k arc-disjoint arborescences T_1, \dots, T_k rooted at d such that, if k is even (odd), $T_1, \dots, T_{\frac{k}{2}}$ ($T_1, \dots, T_{\lfloor \frac{k}{2} \rfloor}$) do not share edges with each other and $T_{\frac{k}{2}+1}, \dots, T_k$ ($T_{\lfloor \frac{k}{2} \rfloor+1}, \dots, T_{k-1}$) do not share edges with each other.*

Proof. We prove the lemma by the induction on the number of applied operations.

The base case $i = 0$. Graph G_0 contains the destination vertex d and another vertex v . Since G_0 is k -connected, these two vertices are connected by at least k parallel edges e_1, \dots, e_k . For each $j = 1, \dots, k$, we assign e_j to T_j and orient each arc towards d . Hence, the lemma trivially holds for G_0 .

The inductive step $i \geq 1$. Let G_{i-1} be a k -connected graph and let \mathcal{T}_i be its ADBED list of arborescences.

Let G_i be a graph obtained from G_{i-1} applying any of the four operations described in Lemma 25. Then, from Lemma 26, Lemma 27 and Lemma 28 it follows that we can construct an ADBED list of arborescences for G_i as well.

Hence, the statement of our main lemma holds. \square

A.4 4-connected graphs

THEOREM 4. *For any 4-connected graph, there exists a circular-arborescence routing that is 3-resilient. In addition, the number of switches between trees is at most $2f$, where f is the number of failed edges.*

Proof. A packet p is routed along T_1 (see Fig. 5). It either reaches the destination vertex d or it hits a failed edge

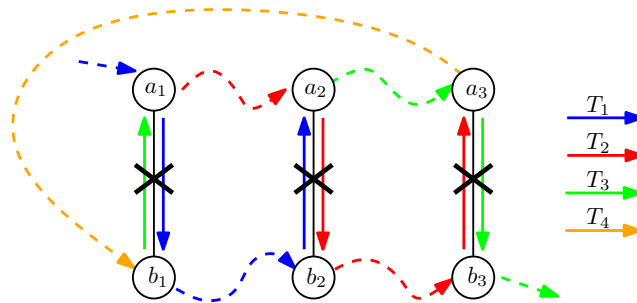


Figure 5: Proof of Theorem 4. Dashed colored lines represent paths in the graph.

$e_1 = \{a_1, b_1\}$ at a_1 . In the latter case, it is rerouted along T_2 . It either reaches d or it hits a failed edge $e_2 = \{a_2, b_2\}$ at a_2 . In the latter case, observe that e_1 is a distinct edge from e_2 , otherwise if $\{a_1, b_1\} = \{a_2, b_2\}$, we have a cycle in T_2 . Hence, p is routed along T_3 . It either reaches d or it hits a failed edge $e_3 = \{a_3, b_3\}$ at a_3 . In the latter case, observe that e_3 is a distinct edge from both e_1 and e_2 , otherwise if $\{a_2, b_2\} = \{a_3, b_3\}$, we have a cycle in T_3 and if $\{a_1, b_1\} = \{a_3, b_3\}$ then T_3 shares an edge with T_1 —a contradiction. Hence, p is routed along T_4 . It either reaches d or it hits a failed edge $e^* \in \{\{b_1, a_1\}, \{b_2, a_2\}, \{b_3, a_3\}\}$. If $e^* = \{b_3, a_3\}$, T_4 contains a cycle—a contradiction. If $e^* = \{b_2, a_2\}$, T_4 shares an edge with T_2 —a contradiction. Hence, $e^* = \{b_1, a_1\}$ and p is rerouted along T_1 . It either reaches d or it hits a failed edge $e' \in \{\{a_1, b_1\}, \{b_2, a_2\}, \{b_3, a_3\}\}$. If $e' = \{a_1, b_1\}$, T_1 contains a cycle—a contradiction. If $e' = \{b_3, a_3\}$, T_1 shares an edge with T_3 —a contradiction. Hence, $e' = \{b_2, a_2\}$ and p is rerouted along T_2 . It either reaches d or it hits a failed edge $\bar{e} \in \{\{a_2, a_2\}, \{b_3, a_3\}\}$. If $\bar{e} = \{a_2, a_2\}$, T_2 contains a cycle—a contradiction. Hence, $\bar{e} = \{b_3, a_3\}$ and p is rerouted along T_3 . It either reaches d or it hits the failed edge $\{a_3, b_3\}$, which is not possible since T_3 does not contain a cycle. Hence p reaches d . \square

A.5 5-connected graphs

THEOREM 5. *The set of routing functions R is c -resilient.*

Proof. We prove that R is c -resilient. First we route a packet p along T_k . If p hits a failed edge $\{x, y\}$ at x , we switch to circular-arborescence routing based on arborescences T_1, \dots, T_{k-1} starting from the arborescence that contains arc (y, x) . Suppose, by contradiction, that routing is not c -resilient, i.e., a forwarding loop arises with less than $c + 1$ link failures. Let $e_i = (a_i, b_i)$, with $i = 1, \dots, r - 1$, be the i 'th failed arc hit by a packet p . Let T_i be the arborescence that contains arc (b_i, a_i) . Two cases are possible: (i) the forwarding loop hits edge $\{a_1, b_1\}$ or (ii) not. In case (i), consider the scenario in which only edges $\{a_2, b_2\}, \dots, \{a_c, b_c\}$ failed. If a packet p is originated by a_1 and it is initially routed along T_i , if it hits (b_1, a_1) , since this arc is not failed, p will enter a forwarding loop, which is a contradiction since we assumed that the circular-arborescence routing is $(c - 1)$ -resilient. Hence, the forwarding loop does not hit arc (a_1, b_1) . Analogously, in case (ii), consider the scenario in which only edges $\{a_2, b_2\}, \dots, \{a_c, b_c\}$ failed. Since the

forwarding loop does not hit (a_1, b_1) , we have a contradiction since we assumed that the circular-arborescence routing is $(c - 1)$ -resilient. Hence, our routing scheme is c -resilient. \square

B Constrained topologies

B.1 Shared-link-failure-free routing functions

In this section we introduce a trivial sufficient condition to achieve $(k - 1)$ -resiliency and show that several well-known topologies admits arborescences that satisfy it.

Definition 1. *A routing function is k -shared-link-failure-free if there exist k arc-disjoint arborescences T_1, \dots, T_k such that if a packet p is routed along an arborescence T_i , with $i = 1, \dots, k$, and hits a failed edge, then p hit at least i distinct failed edges. In addition, a packet either reaches d or hits a failed outgoing edge in the k 'th arborescence.*

Observe that a k -shared-link-failure-free routing function might sometimes reroute a packet to another arborescence even if that packet did not hit a failed edge. This is crucial, for instance, in our construction of a set of $(k - 1)$ -resilient routing functions for generalized hypercubes below. Hence, routing is not arborescence-based as in previous sections. This will be necessary only for hypercube topologies.

Theorem 29. *A k -shared-link-failure-free routing function f is $(k - 1)$ -resilient.*

Proof. Suppose, by contradiction, that a packet p is trapped in a forwarding loop. Since f is k -shared-link-failure-free, a packet p will eventually either reach d or hit a failed edge along the k 'th arborescence which means that k edges failed—a contradiction. \square

We now give a high-level description of how to construct k -shared-link-failure-free routing functions for several topologies: cliques, complete bipartite graphs, and chordal graphs [7], generalized hypercubes, Clos networks [1]. Each of these graphs do not contains multiple edges. Our high-level technique consists of two steps. First, the input graph is recursively decomposed into smaller substructures (possibly with less connectivity than the original graph) for which it is easier to compute a k -shared-link-failure-free routing function. Then, these substructures are interconnected in such a way that the resiliency is retained or even increased. The main challenge is to retain the k -shared-link-failure-free of the routing functions during the interconnection phase.

B.2 Clique graphs

A *clique* of size k consists of k vertices all connected to each other. Since there exists $k - 1$ edge-disjoint paths between every two pair of vertices, a clique of size k is $k - 1$ connected.

Theorem 30. *For any k -connected clique graph there exist a set of $(k - 1)$ -resilient routing functions.*

Proof. Let v_1, \dots, v_k, d be the set of $k + 1$ vertices, where d is the destination vertex. We construct a k -shared-link-failure-free routing function based on k arc-disjoint arborescences T_1, \dots, T_k as follows. For each $i = 1, \dots, k$, add $(v_i, d), (v_1, v_i), \dots, (v_{i-1}, v_i), (v_{i+1}, v_i), (v_k, v_i)$ into T_i . Routing is as follows. A packet is first routed along T_1 . A packet is routed along T_i , with $i = 1, \dots, k$ as long as it does not hit a failed edge. In that case, p is rerouted along T_{i+1} .

Suppose, by contradiction, that this is not a k -shared-link-failure-free routing function, i.e., either (i) a packet p is routed along an arborescence T_i , with $i = 1, \dots, k$, and hits a failed edge, but p hit only $i - 1$ distinct failed edges or (ii) a packet does not reach d and does not hit a failed edge in the k 'th arborescence T_k .

Case (ii) is not possible since a packet is rerouted on a different arborescence every time a failed edge is hit.

In case (i), let $e = \{v_i, v_j\}$ be the first failed edge that is hit by p twice. Clearly, p cannot hit e twice in the same direction, otherwise it means that p has been rerouted k times without hitting a failed edge twice—a contradiction. Hence, p hits e in two opposite directions, i.e. from v_i to v_j and from v_j to v_i . W.l.o.g., let $i < j$. Before p reaches v_j we have that it hit $j - 1$ distinct failed edges. In addition, since v_j routes p to v_i along T_i , we have that all its edges to d, v_{j+1}, \dots, v_k failed. All these $(j - 1) + (k - j + 1) = k$ failed edges are distinct, otherwise e is not the first edge that p hits twice—a contradiction. Hence, the statement of the theorem holds in case (ii) as well. \square

We prove another property that will be used later in this section. Let n_i , with $1, \dots, k$, be the only neighbor of d such that (n_i, d) belongs to T_i .

Lemma 31. *For any k -connected clique graph there exists a set of $(k - 1)$ -resilient routing functions such that if a packet is routed at a vertex n_i along T_i , then it does not traverse any vertex n_1, \dots, n_{i-1} while it is routed through T_i, \dots, T_k .*

Proof. Consider the same routing solution used in the proof of Theorem 30. Each vertex n_i is a leaf of each arborescence T_j , with $i \neq j$. Hence, a packet is never routed towards n_i , unless a packet is routed along T_i . Since a packet is rerouted only from an arborescence T_i to an arborescence T_{i+1} , we have the statement of the theorem. \square

B.3 Complete Bipartite Graphs

A complete bipartite graph $G = (A, B, E)$ consists of $|A| + |B|$ vertices $a_1, \dots, a_{|A|}, b_1, \dots, b_{|B|}$ and there exists an edge between every pair of vertices a_i and b_j , with $i = 1, \dots, |A|$ and $j = 1, \dots, |B|$. A (A, B, E) complete graph is k -connected, where $k = \min\{|A|, |B|\}$.

We prove the following theorem.

Theorem 32. *For any k -connected complete bipartite graph there exist a set of $(k - 1)$ -resilient routing functions.*

Proof. We construct a k -shared-link-failure-free routing function. W.l.o.g., assume that d is in A . Let $k = \min\{|A|, |B|\}$. For each $i = 1, \dots, k$, add into T_i arcs $(b_i, d), (a_1, b_i), \dots, (a_{|A|}, b_i), (b_1, a_i), \dots, (b_{i-1}, a_i), (b_{i+1}, a_i), \dots, (b_{|B|}, a_i)$. Routing is performed exactly as for cliques (refer to the proof of Theorem 30). We now prove that this is a k -shared-link-failure-free routing function. Suppose, by contradiction, that this is not a k -shared-link-failure-free routing function, i.e., either (i) a packet p is routed along an arborescence T_i , with $i = 1, \dots, k$, and hits a failed edge, but p hit only $i - 1$ distinct failed edges or (ii) a packet does not reach d and does not hit a failed edge in the k 'th arborescence T_k . Clearly, case (ii) is not possible, as in the proof of Theorem 30. In case (i), let T_i be the arborescence along which a packet p first hits a failed edge e twice. Clearly, p already hit $i - 1$ distinct failed edges. Moreover, it hits e in two opposite directions, otherwise, p would be rerouted from an arborescence T_j to an arborescence T_i , with $j < i$, which means that at least k distinct edges failed—a contradiction. Hence, we have two cases, either (a) $e = (b_i, d)$ failed or (b) $e = (a_j, b_i)$ failed, with $1 \leq i \leq |B|$ and $1 \leq j \leq |A|$. Since p hits e in two opposite directions, case (a) is not possible. In case (b), observe that a packet is routed to a_j (b_i) only if it is routed along T_j (T_i). Hence, since p cannot be routed from a_j to b_i (b_i to a_j) and b_i (a_j) is a leaf of every arborescence T_l , with $l \neq i$ ($l \neq j$), a packet will be rerouted to b_i (a_j) only after it is rerouted along the other arborescences, which implies that there are at least k distinct failed edges—a contradiction. \square

B.4 Generalized hypercubes

A generalized hypercube is defined recursively as follows. A clique of size $k + 1$ is a $(1, k)$ -generalized hypercube. A (i, k) -generalized hypercube, with $i > 1$, consists of $k + 1$ copies of a $(i - 1, k)$ -generalized hypercube where all copies of the same vertex form a clique (of size $k + 1$). Observe that the connectivity of a generalized hypercube increases by a factor of k at each recursive step. Hence, a (i, k) -generalized hypercube is a k^i -connected graph. The construction of a set of k^i -shared-link-failure-free routing functions is done recursively. First, we construct a k -shared-link-failure-free routing for a clique of size $k + 1$. Then, in the recursive step, we interconnect all the smaller copies and combine the existing routing functions in such a way that the resiliency of the graph is increased by a factor of k while retaining the k^i -shared-link-failure-free property.

Theorem 33. *For any (i, k) -generalized hypercube graph there exist a set of $(k^i - 1)$ -resilient routing functions.*

Proof. We denote by $H(i, k, l)$ a graph containing l copies of a (i, k) -generalized hypercube where all copies of the same vertex form a clique. Observe that $H(i, k, k + 1) = H(i + 1, k)$. A $H(i, k, l)$ graph is $(k^i + l - 1)$ -connected. We recall that we denote by n_j , with $1 \leq j \leq k^i + l - 1$, a neighbor of d such that (n_j, d) belongs to the j 'th arc-disjoint arborescence T_j . We prove that there exists a set of $(k^i + l - 1)$ -shared-link-failure-free routing functions for $H(i, k, l)$ by induction on i and l . Moreover, we also prove that if a packet is routed at a vertex n_i along T_i , then it does not traverse any vertex n_1, \dots, n_{i-1} while it is routed through T_i, \dots, T_k .

In the base case, $H(1, k, 1)$ is a clique of size $k + 1$. W.l.o.g., by symmetry of the hypercube construction, we assume that the destination vertex d is contained in this clique. By Theorem 30, there exists a k -shared-link-failure-free routing function. Moreover, by Lemma 31, we have that if a packet is routed at a vertex n_i along T_i , then it does not traverse any vertex n_1, \dots, n_{i-1} while it is routed through T_i, \dots, T_k .

In the inductive step, we construct a $c + 1$ -shared-link-failure-free routing function for $H^{l+1} = H(i, k, l + 1)$, where $1 \leq l \leq k$ and $c = (k^i + l - 1)$. Graph H^{l+1} consists of a graph $H^l = H(i, k, l)$ and a graph $H^1 = H(i, k, 1)$,



Figure 6: A (1, 1)-generalized hypercube with one arc-disjoint arborescence (solid black).

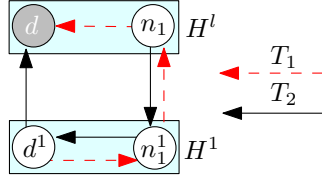


Figure 7: A (2, 1)-generalized hypercube with two arc-disjoint arborescences (solid black and dashed red).

where each vertex of H^1 is connected to l vertices of H^l and each vertex of H^l is connected to exactly one vertex of H^1 . Destination d is in $V(H^l)$ and we denote by d^1 the only neighbor of d in $V(H^1)$. By inductive hypothesis, there exists a c -shared-link-failure-free routing function for H^l , which is c -connected, based on c arc-disjoint arborescences T_1^l, \dots, T_c^l . By inductive hypothesis, there exists a set of k^i -shared-link-failure-free routing functions for H^1 , which is k^i -connected, based on k^i arc-disjoint arborescences $T_1^1, \dots, T_{k^i}^1$.

We now construct $c + 1$ arc-disjoint arborescences T_1, \dots, T_{c+1} of \bar{H}^{l+1} . For each $j = 1, \dots, k^i$, let n_j^1 be the unique neighbor of d^1 such that arc (n_j^1, d^1) belongs to T_j^1 . Let N^1 be the set $\{n_1^1, \dots, n_{k^i}^1\}$. Let $n_{j,1}, \dots, n_{j,l-1}$ be the neighbors of n_j^1 that belong to H^l and v_1, \dots, v_{l-1} be the neighbors of a vertex $v \in V(H^1)$ that belong to H^l . For each $j = 1, \dots, k^i - 1$, let T_j be the union of both T_j^1 and T_j^l plus arc $(n_j^1, n_{j,1})$. Moreover, for each $j = 1, \dots, k^i - 1$, we reverse arc (n_j^1, d^1) in T_j . For each $j = k^i, \dots, k^i + l - 2$, let T_j be the union of both T_j^l and, for each vertex $v \in V(H^1)$, arc (v, v_{j-k^i+2}) , which connects H^1 to H^l . Arborescence T_{k^i+l} is constructed from a copy of $T_{k^i}^1$ by adding all the edges from vertices in $V(H^l)$ to vertices in $V(H^1)$ and reversing arc (d, d^1) . Arborescence T_{k^i+l-1} is constructed from a copy of $T_{k^i+l}^1$ by adding all the arcs from vertices in $V(H^1)$ to vertices in $V(H^l)$ that do not belong to any $T_1, \dots, T_{k^i+l-2}, T_{k^i+l}$. Moreover, we add into T_{k^i+l-2} arc $(d^1, n_{k^i}^1)$ and all arcs (n_j^1, d) , with $j = 1, \dots, k^i - 2, k^i$.

Routing is as follows. Routing at vertices of H^l is unchanged, i.e., if a vertex was routing from an arborescence T_j^l towards an arborescence T_{j+h}^l , now it routes a packet received through T_j along T_{j+h} . In addition, if a packet cannot be routed along T_{k^i+l-1} , then it is rerouted through T_{k^i+l} and if a packet is received from H^1 , it is rerouted through T_1 , unless p is received from T_{k^i+l} . Routing at vertices of H^1 is unchanged, i.e., if a vertex was routing from an arborescence T_j^1 , with $j = 1, \dots, k^i - 1$, towards an arborescence T_{j+h}^1 , now it routes a packet received through T_j along T_{j+h} and if a packet cannot be routed along T_j , then it is rerouted through the next available arborescence.

Consider the example in Figure 6, where the base case for a $(i, 1)$ -generalized hypercube is depicted together with its unique arc-disjoint arborescence T_1 . In order to construct a 2-shared-link-failure-free routing function for the $(2, 1)$ -generalized hypercube depicted in Figure 7, we create a copy of a $(1, 1)$ -generalized hypercube $H^l = H(1, 1, 1)$, denoted by H^l , and construct T_2 using T_1^1 . We add all arcs from H^l to H^1 in T_2 , but we reverse (d, d^1) . We then add (n_1^1, n_1) and (d^1, n_1^1) into T_1 . When a packet is routed from H^l to H^1 , it is rerouted along T_1 , which is obvious for edge (n_1^1, n_1) , unless it is routed from d^1 to d . We now construct a 3-shared-link-failure-free routing function for the $(3, 1)$ -generalized hypercube depicted in Figure 8. We create a copy of a $(2, 1)$ -generalized hypercube $H^l = H(1, 1, 2) = H(2, 1, 1)$, denoted by H^l . We construct T_1 by interconnecting T_1^l and T_1^1 with an edge (n_1^1, n_1) and reversing (n_1^1, d^1) . We construct T_3 from T_2^1 . We add all edges from H^l to H^1 in T_3 , but we reverse (d, d^1) . We then construct T_2 by interconnecting T_2^l with edges from H^1 to H^l , except when the edge is incident to a vertex in $\{d^1, n_1^1\}$. We add edges (n_1^1, d^1) and (d^1, n_2^1) . When a packet is routed from H^l to H^1 , it is rerouted along T_1 , unless it is routed from d^1 to d . For instance when a packet is forwarded from n_2^1 to n_2 along T_2 , it is then forwarded along T_1 . We now construct a 4-shared-link-failure-free routing function for the $(4, 1)$ -generalized hypercube depicted in Figure 9. We create a copy of a $(3, 1)$ -generalized hypercube H^l , denoted by H^l . We construct T_i , with $i = 1, 2$, by interconnecting T_i^l and T_i^1 with an edge (n_i^1, n_i) and reversing (n_i^1, d^1) . We construct T_4 using T_3^1 . We add all edges from H^l to H^1 in T_4 , but we reverse (d, d^1) . We then construct T_3 by interconnecting T_3^l with edges from H^1 to H^l , except when the edge is incident to a vertex in $\{d^1, n_1^1, n_2^1\}$. We add edges $(n_1^1, d^1), (n_2^1, d^1)$, and (d^1, n_3^1) . When a packet is routed from H^l to H^1 , it is rerouted along T_1 , unless it is routed from d^1 to d . Observe that a packet that is sent along T_2 from $x_{4,3}$ to n_2^1 , where $x_{i,j}$ is the vertex on i 'th row and j 'th column in Figure 9, it is rerouted on T_1 because vertex n_2 reroutes packet received from $x_{2,3}$ along T_1^l . On the contrary, since vertex d does not reroute a packet received from n_3 along T_1^l , also vertex d^1 does not reroute a packet received from n_3^1 along T_1 .

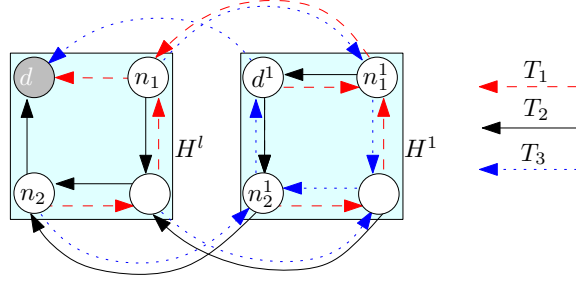


Figure 8: A (3,1)-generalized hypercube with three arc-disjoint arborescences (solid black, dashed red, and dotted blue).

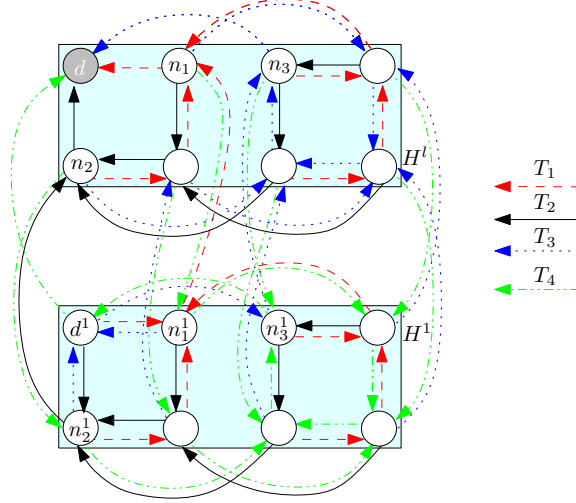


Figure 9: A (4,1)-generalized hypercube with four arc-disjoint arborescences (solid black, dashed red, dotted blue, and dash-dotted green).

Observe that, by construction, when a packet is routed through T_{k^i+l} in $H(i, k, l+1)$, it is never rerouted through any other arborescence. In fact, rerouting on different arborescences, happens only when a packet is sent from H^1 to H^l , unless the destination vertex is d . Since T_{k^i+l} does not include any edge from H^1 to H^l , except (d^1, d) , and it is build from $T_{k^i+l-1}^l$, which, by induction hypothesis, does not reroute on T_1^l , the statement easily follows.

We now prove that this routing function for H^{l+1} is (k^i+l) -shared-link-failure-free such that if a packet is originated at a vertex n_i , then it is routed to a vertex n_j , with $j > i$, only when it is routed along T_j . Consider a packet p that is originated in H^l . Observe that all the arcs from H^l to H^1 belong to T_{k^i+l} and, since routing in H^l is (k^i+l-1) -shared-link-failure-free, a vertex of H^l can detect when (k^i+l-1) edges failed. In that case, a packet is forwarded through the next arborescence, i.e., T_{k^i+l} , and it is routed entirely within H^1 plus (d^1, d) . Since a packet p routed through T_{k^i+l} is never rerouted to any other arborescence, we have that either p reaches d^1 and, in turn, d or an edge in H^1 or between H^l and H^1 must have failed. This edge is different from any other of the (k^i+l-1) edges that failed in H^l , which leads to a total of k^i+l edge failures. The vertex that cannot forward through T_{k^i+l} detects that at least k^i+l edges failed. Hence, in this case, the routing function is (k^i+l) -shared-link-failure-free since a packet will never enter a loop without any vertex detecting that k^i+l edges failed.

Before considering a packet that is originated from H^1 , we prove that if a packet is routed at a vertex n_i along T_i , then it does not traverse any vertex n_1, \dots, n_{i-1} while it is routed through T_i, \dots, T_k . Observe that vertices n_1, \dots, n_{k^i+l-1} are all contained in $V(H^l)$ and a packet is routed to H^1 (and in turn to n_{k^i+l}), only along T_{k^i+l} . Hence, by induction hypothesis and since a packet routed along T_{k^i+l} is never rerouted to T_1 , this property holds.

We now consider a packet p that is originated from a vertex of H^1 . Observe that since the routing function within H^1 have been partially modified, we first need to analyze these differences. These changes in the routing functions only involve d^1 and its neighbors in H^1 and the fact that all vertices will route from T_{k^i-1} through a set of arborescences $T_{k^i}, \dots, T_{k^i+l-2}$ that connects each vertex of H^1 with a direct edge to a vertex of H^l . If a packet reaches H^l , then it is rerouted along T_1 and we already prove that it is guaranteed to reach d . Otherwise, it is forwarded through T_{k^i+l-1} and,

alternatively, through T_{k^i+l} . We first consider a packet p that is not originated at d^1 . In this case, observe that a packet p is routed through T_1, \dots, T_{k^i-2} exactly as it was routed through $T_1^1, \dots, T_{k^i-1}^1$, with a small difference: If p reaches a vertex n_j^1 , while it is routed along T_j , with $j = 1, \dots, k^i - 1$, instead of being routed to d^1 , it is routed through arc $(n_j^1, n_{j,1}^1)$. If that edge is failed, p is routed exactly as if edge $\{n_j^1, d^1\}$ failed in T_j^1 . Hence, a packet either reaches a vertex of H^l or it is routed according to $T_1^1, \dots, T_{k^i-1}^1$. Now, if a packet hits a failed edge along T_{k^i-1} , it is rerouted along the next $l - 1$ arborescences $T_{k^i}, \dots, T_{k^i+l-2}$, which directly connect each vertex of H^1 to a vertex in H^l . In that case, a packet p either reaches a vertex in H^l , for which we are guaranteed that it will reach d or a vertex detects that $k^i + l$ edges failed, or $k^i + l - 1$ distinct edges failed and p is routed inside H^1 along T_{k^i+l-1} . In the latter case, p is either routed to a vertex in H^l , or it hits a failed edge e that, by construction of T_{k^i+l-1} , either connects H^1 to H^l or it is incident to d^1 .

Observe that e is a distinct failed edges. In fact, all the edges failed along T_1, \dots, T_{k^i+l-2} are not incident to d^1 . If p hits e and it is rerouted along T_{k^i+l} , it cannot hit e in the opposite direction since the outgoing edge at d^1 in T_{k^i+l} is towards d . Hence, by induction hypothesis and since T_{k^i+l-1} does only route a packet either directly to a vertex of H^l , to d or one of its neighbors, when p is rerouted along T_{k^i+l} , it is guaranteed to either reach d^1 , and in turn d , or to hit the $k^i + l$ distinct failed edge, which proves the statement of theorem in this case. We now finish our proof by studying how a packet p that is originated at d^1 is routed in H^1 . If all edges incident to d^1 failed, we have that $k^i + l$ distinct edges failed and d can detect it. Otherwise, if not all these edges failed, then p is routed to a vertex n_j^1 , with $j = 1, \dots, n_{k^i}$. After that, by inductive hypothesis, we have that packet p is guaranteed to do not traverse any vertex n_h^1 , with $h < j$. Hence, it is either routed to a vertex in H^l through an arborescence in T_j, \dots, T_{k^i+l-1} or it is routed along T_{k^i+l} . In that case, p may be routed along T_{k^i+l-1} for at least an edge or not. In the first case, by construction of T_{k^i+l-1} , p is at d or $n_{k^i}^1$. In both cases, it can be routed to d along T_{k^i+l} and if (d^1, d) is failed, a vertex can detects that $k^i + l$ distinct edges failed, which proves the statement of the theorem. In the second case, a packet does not change its location if an edge failed along T_{k^i+l-1} . Hence, by inductive hypothesis, it is guaranteed to be routed to (d^1, d) or to hit a distinct failed edge. Hence, the statement of the theorem is proved in this case as well. \square

B.5 Clos networks

A k -Clos network [1] is a k -connected graph that consists of k partially overlapping multirooted trees organized in layers. Its high bisection bandwidth and symmetric structure make it an ideal choice for a datacenter network topology. Our shared-link-failure-free routing function construction decomposes a Clos network into a set of k -connected complete bipartite graphs, where each vertex belongs to at most two complete bipartite graphs. We first compute a k -shared-link-failure-free routing function for each of the k -connected complete bipartite graph. After that, we interconnect all these bipartite graphs in such a way that the resiliency of the resulting graph is also $k - 1$. This technique improves upon all previously known results about resiliency in Clos networks [18] in two ways: First, in our case all the vertices are $(k - 1)$ -resilient and not only the leaves of the multirooted a k -shared-link-failure-free routing function; Second, our construction works for any arbitrary number of layers of the Clos network.

Theorem 34. *For any k -connected Clos network there exist a set of $(k - 1)$ -resilient routing functions $(k - 1)$ -resilient.*

Proof. A k -connected Clos network C can be decomposed into a tree T such that: (i) a node of T represent a complete bipartite subgraph of C , (ii) there exists a directed arc from a node x of T to a node y of T if y contains a vertex of C that is closer to d than any vertex of C contained in x , and (iii) each vertex of C belongs to at least one node (at most two nodes) of T . Let n_1, \dots, n_l be the set of nodes of T . Let n_1 be a complete bipartite graph that contains d and for each graph n_i , with $i = 2, \dots, l$ let d_i be an arbitrary vertex of n_i that is closer to d . By Theorem 32, we can construct within each n_i , a k -shared-link-failure-free routing function towards d_i . When a packet reaches d_i , it is routed through the next complete bipartite graph n_j , with $j \neq i$, towards a destination d_j that is closer to d than d_i . Since, we are using a shortest path metric, such destination must exist. Hence, the statement of the theorem is proved. \square

B.6 Two dimensional grids (Hamiltonian-based routing)

A 2-dimensional $n \times m$ grid consists of $n + m$ cycles $c_1, \dots, c_n, c'_1, \dots, c'_m$, where $c_i = (v_{i1}, \dots, v_{mi})$ and $c'_i = (v_{i1}, \dots, v_{in})$. We now introduce a useful technique based on Hamiltonian cycles that can be used to construct $(k - 1)$ -resilient k -shared-link-failure-free routing functions. Consider a sequence S of $2k$ arc-disjoint arborescences $S = \langle T_1^A, T_1^B, \dots, T_k^A, T_k^B \rangle$ where T_i^A is a path $(v, w_1, \dots, w_n, u, d)$ and $T_i^B = (u, w_n, \dots, w_1, v, d)$ is the same path reversed. Now, if routing functions route packets according to this ordered sequence S , we obtain $(k - 1)$ -resiliency. In fact, when a packet hits a failed edge on a path T_i^A , it is sent in the opposite direction, where it is guaranteed to either

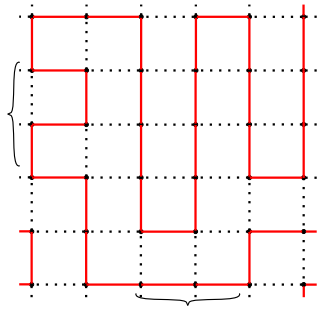


Figure 10: Odd-Odd case.

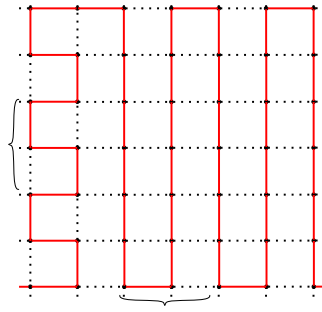


Figure 11: Even-Even case.

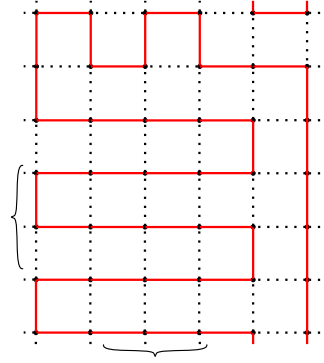


Figure 12: Even-Odd case

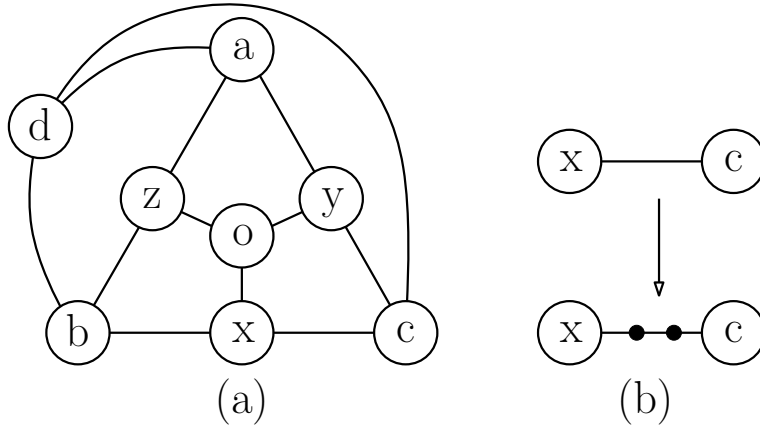


Figure 13: (a) No circular routing functions can guarantee 2-resiliency. (b) Edge transformation.

reach d or to hit a different failed edge. Since any arborescence T_i^A or T_i^B does not overlap with any other arborescence T_j^A and T_j^B , with $j \neq i$, this is a set of $(2k-1)$ -shared-link-failure-free routing functions. Observe that paths T_i^A and T_i^B form a Hamiltonian cycle, i.e., a cycle that visits all vertices exactly once. Hence, if a graph contains k edge-disjoint Hamiltonian cycles, then we can exploit these cycles to easily construct $(2k-1)$ -resilient routing functions. This allows us to exploit known results about the number of edge-disjoint Hamiltonian cycles in specific graphs in order to provide resiliency guarantees. For instance, it is well-known that a $(2i, 1)$ -generalized hypercube (i.e., a “standard” hypercube) contains i edge-disjoint Hamiltonian cycles [4], which can be used to compute $(2i-1)$ -resilient routing functions. As for grids, we now show how to compute 2 edge-disjoint Hamiltonian cycles inside a grid.

Theorem 35. *For any grid graph there exist a set of 3-resilient routing functions.*

Proof. Our routing scheme relies on a grid graph decomposition into 2 edge-disjoint Hamiltonian cycles. We prove that such decomposition always exists. We provide patterns for different parity of grid dimensions which are extendible by adding two rows or columns for such decomposition. Fig. 10, Fig. 11, and Fig. 12 shows all possible parity cases. Two cycles are marked with different line types. Repeating blocks are highlighted with curve brackets. \square

C Impossibility Results

Impossibility results. THEOREM 9. *There is a 3-connected graph G for which no 2-resilient vertex-circular routing function exists.*

Proof. Consider the 3-connected graph shown in Fig. 13(a), where d is the destination. Suppose, by contradiction, that there exists a 2-resilient set of circular routing functions. Since the graph is symmetric, w.l.o.g, assume that o routes

clockwise, i.e., a packet received from x is sent to z , from z to y , and from y to x . Also, w.l.o.g. o sends its originated packet p to y when none of its incident edges fail.

We first claim that vertices y , a , and z route counterclockwise. Suppose, by contradiction, that (i) y routes clockwise, or (ii) a routes clockwise, or (iii) z routes clockwise. For each case, consider the following failure scenarios. In case (i), suppose both edges (a, d) and (z, b) fail. In case (ii), suppose both edges (y, c) and (z, b) fail. In case (iii), suppose both edges (y, c) and (a, d) fail. In each case packet p is routed along (y, a, z, o, y) and a forwarding loop arises—a contradiction.

Observe now that, in the absence of failures, if c sends a packet p to x , if x routes clockwise it forwards it directly to b , otherwise, if x routes counterclockwise, p is forwarded through o, z, a, y, o, x , and, also in this case, to b . Consider the scenario where both edges (c, d) and (b, d) failed. A packet p received by y from o is routed from c to x and, because of the previous observation, to b . After that, it is routed through (z, o, y) and a forwarding loop arises—a contradiction. \square

LEMMA 10. *If there exists a 2-resilient routing function for G' , then there exists a vertex-circular routing for G .*

Proof. Replace each edge of G with a path consisting of three edges, as shown in Fig. 13(b). We call the new added vertices *intermediate* vertices (depicted as small black circles) and the old ones *original* vertices. Each original vertex of G retains its 3-connectivity to d . It is easy to see that intermediate vertices must forward a packet received through one edge to the other one, if it did not fail. Otherwise, if an intermediate vertex v bounces back to a vertex u a packet, then if all edges incident at u fail, except (v, u) , a forwarding loop arises. This implies that we only need to compute routing functions at original vertices.

We now prove that the routing functions at the 8 original vertices, except d , must be vertex-circular. Once we prove this, the statement of the theorem easily follows from Theorem 9, where we proved that no vertex-circular routing functions can guarantee 2-resiliency on G . From now on, we will consider only failures between two intermediate vertices, thus a routing table at each original vertex consists of just four entries: Where to send a packet received from each of its three neighbors n_1, n_2 , and n_3 and where to send a locally originated packet. We can discard the last entry as it does not influence if a routing table is circular. Hence, we simplify our routing table notation as follows. Let $f^v(n) = n'$ be a routing table at vertex v such that a packet received from a neighbor n is forwarded to a neighbor n' .

We make the following observations. First, for each original vertex v , we have that $f^v(n) \neq n$, with $n \in \{n_1, n_2, n_3\}$ i.e. no vertex bounces a packet back to the edge where it received it, exactly as in the case of intermediate vertices. Second, all entries in the routing table are distinct. Otherwise, suppose by contradiction that, w.l.o.g., $f^v(n_1) = f^v(n_2) = n_3$ and $f^v(n_3) = n_1$. If both n_1 and n_3 have a dead-end ahead because of two edge failures, then a forwarding loop among n_3, v , and n_1 arises. Hence, the routing function at each vertex must be vertex-circular. Since a vertex-circular routing function at intermediate vertices consists in forwarding a packet to the other edge, it easily follows that the same vertex-circular routing functions at original vertices are 2-resilient for G . \square

THEOREM 11. *There are a graph G and a destination $d \in V(G)$ for which no set of vertex-connectivity-resilient routing functions exists.*

Proof. Consider the graph G used in the proof of Theorem 9 in Fig. 13(a). By Lemma 10, G' must implement a vertex-circular routing function. This is in contradiction with Theorem 9, which states that G does not allow any vertex-circular routing function. \square

THEOREM 12. *There is a 2-connected graph for which no set of 2-resilient routing functions exists.*

Proof. Consider the graph G used in the poof of Theorem 11. After having applied all the edge transformations, G becomes 2-connected and we proved that 2-resiliency cannot be achieved. This implies the statement of the theorem. \square

THEOREM 12. *There is a 2-connected graph for which no set of 2-resilient routing functions exists.*

D Randomized Routing

LEMMA 14. *The set of connected components of H_F contains at least $k - f$ trees.*

Proof. We give a proof by contradiction. To that end, assume that the set of connected components of H_F , denoted by \mathcal{C} , contains at most $k - f - 1$ trees. Now, if $C \in \mathcal{C}$ is a tree, we have $|E(C)| = |V(C)| - 1$, and $|E(C)| \geq |V(C)|$ otherwise. We also have

$$\begin{aligned} \sum_{C \in \mathcal{C}} |E(C)| &= \sum_{C \in \mathcal{C} \text{ is not a tree}} |E(C)| + \sum_{C \in \mathcal{C} \text{ is a tree}} |E(C)| \\ &\geq \sum_{C \in \mathcal{C} \text{ is not a tree}} |V(C)| + \sum_{C \in \mathcal{C} \text{ is a tree}} (|V(C)| - 1). \end{aligned} \quad (6)$$

Next, following our assumption that \mathcal{C} contains at most $k - f - 1$ trees, from (6) we obtain

$$\sum_{C \in \mathcal{C}} |E(C)| \geq \sum_{C \in \mathcal{C}} |V(C)| - (k - f - 1). \quad (7)$$

Furthermore, as by the construction we have $\sum_{C \in \mathcal{C}} |V(C)| = |V_F| = k$, (7) implies

$$\sum_{C \in \mathcal{C}} |E(C)| \geq |V_F| - (k - f - 1) = f + 1. \quad (8)$$

On the other hand, from the construction of H_F we have

$$\sum_{C \in \mathcal{C}} |E(C)| = f,$$

which leads to a contradiction with (8). \square

LEMMA 15. *Let T be a tree-component of H_F s.t. $|V(T)| > 1$. Then, \vec{T} contains at least $|V(T)|$ well-bouncing arcs.*

Proof. Let T_i be an arborescence of \mathcal{T} such that $i \in V(T)$. Then, by the construction of H_F we have that T_i contains a failed link. Next, a failed link closest to the root of T_i is a good arc of T_i . Therefore, for every $i \in V(T)$, we have that T_i contains an arc which is both good and failed. Furthermore, by the construction of H_F and the definition of well-bouncing arcs, we have that for every good, failed link of T_i there is the corresponding well-bouncing arc of \vec{T} . Also, observe that the construction of H_F implies that a well-bouncing arc corresponds to exactly one good-arc.

Now, putting all the observations together, we have that each T_i , for every $i \in V(T)$, has a good failed link which further corresponds to a well-bouncing arc of \vec{T} . As all the arborescences are arc-disjoint, and there are $|V(T)|$ many of them represented by the vertices of T , we have that \vec{T} contains at least $|V(T)|$ well-bouncing arcs. \square

LEMMA 16. *Let T be a tree-component of H_F . Then, there is an arborescence T_i such that $i \in V(T)$ and T_i is good.*

Proof. Consider two cases: $|V(T)| = 1$, and $|V(T)| > 1$. In the case $|V(T)| = 1$, T is an isolated vertex which implies that it has no outgoing arcs. Therefore, T represents a good arborescence.

If $|V(T)| > 1$, then from Lemma 15 we have that \vec{T} contains at most $2(|V(T)| - 1) - |V(T)| < |V(T)|$ arcs which are not well-bouncing. This implies that there is at least one vertex in T from which every outgoing arc is well-bouncing. \square

THEOREM 18. *Algorithm BOUNCED-RAND-ALGO produces a set of $(k - 1)$ -resilient routing functions.*

Proof. Let F be the set of failed links, at most $k - 1$ of them. Then, by Lemma 14 we have that H_F contains at least $k - f \geq 1$ tree-components. Let T be one such component.

By Lemma 16 we have that there exists at least one arborescence T_i such that $i \in V(T)$ and every outgoing arc from i is well-bouncing. Now, as on a failed link algorithm BOUNCED-RAND-ALGO will switch to T_i with positive probability, and on a failed link of T_i the algorithm will bounce with positive probability, we have that the algorithm will reach d with positive probability. \square

Calculations omitted from Section 5.3 Subtracting (2) from (3) we obtain

$$\mathbb{E}[Y] = q\mathbb{E}[X]. \quad (9)$$

Substituting (9) to (2) gives

$$\mathbb{E}[X] = \frac{1}{(1-q)q(1-t)}, \quad (10)$$

and therefore, from (9),

$$\mathbb{E}[Y] = \frac{1}{(1-q)(1-t)}. \quad (11)$$

Substituting (10) and (11) into (1), we obtain an upper bound on $\mathbb{E}[I]$

$$\mathbb{E}[I] \leq \frac{t}{(1-q)q(1-t)} + \frac{1}{1-q}. \quad (4)$$

Let $U(q)$ denote the upper-bound provided by (4), i.e.

$$U(q) := \frac{t}{(1-q)q(1-t)} + \frac{1}{1-q}. \quad (12)$$

Now we can prove the following lemma.

Lemma 36. *It holds*

$$\mathbb{E}[I] \leq 2 + 4\frac{t}{1-t}.$$

Proof. From (4) we have $\mathbb{E}[I] \leq U(q)$. Setting $q = 1/2$ in (12) we obtain

$$U(1/2) \leq 2 + 4\frac{t}{1-t},$$

and the lemma follows. \square

LEMMA 19. $U(q)$ is minimized for

$$q = q^* := 1 - \frac{1}{1 + \sqrt{t}},$$

and equal to

$$U(q^*) = \frac{1 + \sqrt{t}}{1 - \sqrt{t}}. \quad (5)$$

Proof. Consider $U(q)'$, which is

$$U(q)' = \frac{t(1-q)^2 - q^2}{(1-q)^2q^2(t-1)}.$$

In order to find the value of q that minimizes $U(q)$, denote it by q^* , we find the roots of $U(q)' = 0$ with respect to q . There is only one positive solution of equation $U(q)' = 0$, which is also the minimizer q^* , and is equal to

$$q^* = 1 - \frac{1}{1 + \sqrt{t}},$$

as desired.

Finally, substituting q^* into (12) and simplifying the expression we obtain (5). \square

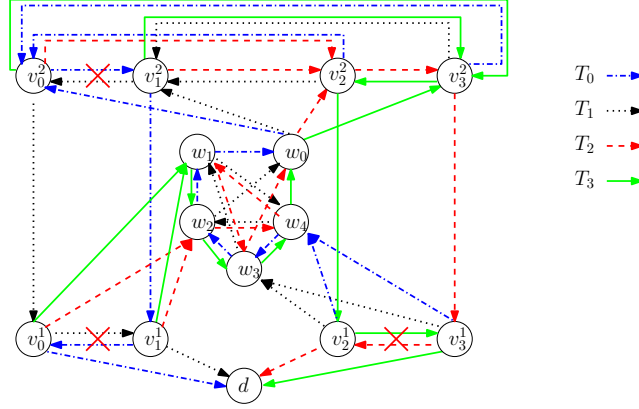


Figure 14: Graph used in the proof of Theorem 37 for $k = 2$ and $N = 5$.

THEOREM 20. *For any $k > 0$, there exists a $2k$ edge-connected graph, a set of $2k$ arc-disjoint spanning trees, and a set of $k - 1$ failed edges, such that the expected number of tree switches with RAND-ALGO is $\Omega(k^2)$.*

Proof. We now define a $2k$ edge connected graph G and a set of $2k$ arc disjoint spanning trees T_1, \dots, T_{2k} as follows. The set of vertices V of G consists of a destination vertex d and $4k$ additional vertices arranged into three equal-sized layers $L_1 = \{v_1^1, \dots, v_{2k}^1\}$ and $L_2 = \{v_1^2, \dots, v_{2k}^2\}$. Edges are added in such a way that L_2 is a clique of size $2k$ and (L_1, L_2) is a complete bipartite graph. Vertex d is connected to each vertex in L_1 . We now show how to construct $2k$ arc-disjoint spanning trees T_1, \dots, T_{2k} . For each $i = 1, \dots, k$, add into T_{2i} arcs (v_{2i}^2, v_{2i}^1) , (v_{2i}^2, v_{2i+1}^1) , (v_{2i+1}^1, d) and add into T_{2i+1} arcs (v_{2i+1}^2, v_{2i+1}^1) , (v_{2i+1}^2, v_{2i}^1) , (v_{2i}^1, d) . For each $i = 1, \dots, k$, for each $j = 1, \dots, 2i - 1, 2i + 2, \dots, 2k$, add into T_{2i} arcs (v_j^2, v_{2i+1}^1) and (v_j^1, v_{2i+1}^2) and add into T_{2i+1} arcs (v_j^2, v_{2i}^1) and (v_j^1, v_{2i}^2) . We now consider the failure scenario in which edges (v_0^2, v_1^1) , (v_2^2, v_2^1) , \dots , (v_{2k-3}^2, v_{2k-2}^1) and (v_0^1, v_1^1) , (v_2^1, v_2^1) , \dots , (v_{2k-3}^1, v_{2k-2}^1) , (v_{2k-1}^1, v_{2k}^1) . Consider a packet p that is received by a vertex v_{2i}^2 from v_{2i}^2 , which means that p is forwarded through T_{2i} . Since edge (v_{2i}^2, v_{2i+1}^1) , which belongs to T_{2i} , is failed, the only available trees are $T_1, \dots, T_{2i-1}, T_{2i+1}, \dots, T_{2k}$. Among them only T_{2i+1} has a path that does not contain any failed link from v_{2i}^2 to the destination. Every other tree T_j , connects v_{2i}^2 to a vertex v_j^2 in L_2 . Hence the expected number of tree switches E_1 when a packet received from a vertex in L_2 is routed by a vertex in L_1 is $E_1 = \frac{2k-2}{2k-1}E_2 + 1$, where E_2 is the number of expected tree switches when a packet is routed from a vertex v_i^2 in L_2 along T_i . We now compute E_2 . Consider a packet received by a vertex v_i^2 through an edge (v_i^2, v_j^1) . By construction of T_i , p is forwarded along T_i . In addition, the outgoing edge of T_i at v_i^2 is failed. Hence, p has a probability of $\frac{1}{k-1}$ of being forwarded along (v_i^2, v_i^1) and a probability of $\frac{k-2}{k-1}$ of being routed through any other tree $T_j \in \{T_1, \dots, T_{2\lfloor \frac{i}{2} \rfloor - 1}, T_{2\lfloor \frac{i}{2} \rfloor + 2}, \dots, T_{2k}\}$ to vertex v_j^2 in L_2 . Hence, $E_2 = \frac{1}{k-1}E_1 + \frac{k-2}{k-1} + 1$. This leads to $E_1 = (k - 1)^2 = O(k^2)$. \square

We also provide a slightly more involved construction than the one in Theorem 20 that shows that there are examples for which if we apply only bouncing, in addition to the number of hops, they have big stretch.

Theorem 37. *For any $k > 0$, there exists a $2k$ edge-connected graph on $O(N)$ vertices and $O(k^2 + kN)$ edges, a set of $2k$ arc-disjoint spanning trees, and a set of $k - 1$ failed edges, such that the expected number of tree switches with RAND-ALGO is $\Omega(k^2)$. Furthermore, the routing makes $\Omega(k^2N)$ hops in expectation.*

Proof. To prove the promised bound, we start by defining a $2k$ edge connected graph $G = (V, E)$ and its set of $2k$ arc disjoint spanning trees T_0, \dots, T_{2k-1} as follows.

- Set V consists of a destination vertex d and $4k + p$ additional vertices arranged into three layers L_1, L_2 , and W .
- Layers $L_1 = \{v_0^1, \dots, v_{2k-1}^1\}$ and $L_2 = \{v_0^2, \dots, v_{2k-1}^2\}$ are equal-sized.
- Layer $W = \{w_0, w_1, \dots, w_{p-1}\}$ is placed "in between" L_1 and L_2 . Number p is a prime such that $\max\{N, 2k + 1\} \leq p \leq 2 \max\{N, 2k + 1\}$. Note that such p always exist.
- Set E is defined to be the edge support of the arborescences that we define in the sequel. Other than that, G does not contain additional edges.

Next, we construct $2k$ arc-disjoint spanning trees T_0, \dots, T_{2k-1} (see Fig. 14 for an example with $k = 2$ and $N = 5$). We use $[t]_0$ to denote set $\{0, 1, 2, \dots, t-1\}$.

- For each $i \in [k]_0$, add the following arcs:
 - $(v_{2i+1}^2, v_{2i}^2), (v_{2i}^2, v_{2i}^1), (v_{2i}^1, v_{2i+1}^1),$ and (v_{2i+1}^1, d) into T_{2i+1} ;
 - arcs $(v_{2i}^2, v_{2i+1}^2), (v_{2i+1}^2, v_{2i+1}^1), (v_{2i+1}^1, v_{2i}^1),$ and (v_{2i}^1, d) into T_{2i} .
- For each $i \in [k]_0$, and for each $j \in [2k]_0 \setminus \{2i, 2i+1\}$, add the following arcs:
 - $(v_j^2, v_{2i}^2), (v_j^1, w_{(2i+1)(p-1) \bmod p}),$ and (w_0, v_{2i}^2) into T_{2i} ;
 - $(v_j^2, v_{2i+1}^2), (v_j^1, w_{(2i+2)(p-1) \bmod p}),$ and (w_0, v_{2i+1}^2) into T_{2i+1} .
- For each $i \in [2k]_0$ and each $a \in [p-1]_0$ add arc $(w_{(i+1)(a+1) \bmod p}, w_{(i+1)a \bmod p})$ to T_i .

Finally, consider a scenario in which edges $(v_0^2, v_1^2), (v_2^2, v_3^2), \dots, (v_{2k-4}^2, v_{2k-3}^2)$ and $(v_0^1, v_1^1), (v_2^1, v_3^1), \dots, (v_{2k-4}^1, v_{2k-3}^1), (v_{2k-2}^1, v_{2k-1}^1)$ failed.

Since p is a prime, it is easy to show that the described arborescences are valid and arc-disjoint.

For each $a = 1, \dots, 2k$ the i -th vertex of the vertex-cloud in the middle layer arborescence a walks over has index $x_i^a = a \cdot (i-1) \bmod p$. In order to show that this vertex ordering can indeed be part of $2k$ arc-disjoint arborescences we will prove that: $x_i^a \neq x_j^a$ whenever $i \neq j$; and, (x_i^a, x_{i+1}^a) is different than (x_j^b, x_{j+1}^b) for any $a \neq b$, and any valid i and j . These claims follow from the fact that $\gcd(p, i) = 1$, but for completeness we provide short proofs.

Towards a contradiction, assume that $x_i^a = x_j^a$ for some $i \neq j$. Furthermore, by the definition, that implies $a \cdot (i-1) \equiv a \cdot (j-1) \bmod p$, and hence $a(i-j) \equiv 0 \bmod p$. However, as $0 \leq a, |i-j| < p$ and p is a prime, $a(i-j)$ is not divisible by p and hence a contradiction.

Again towards a contradiction, assume that $(x_i^a, x_{i+1}^a) = (x_j^b, x_{j+1}^b)$ for some $a \neq b$, and some valid i and j . Then, from $x_i^a = x_j^b$ we have

$$ai \equiv bj \pmod{p}. \quad (13)$$

On the other hand, $x_{i+1}^a = x_{j+1}^b$ implies $a(i+1) \equiv b(j+1) \pmod{p}$, which can be written as

$$ai + a \equiv bj + b \pmod{p}. \quad (14)$$

Putting together (13) and (14) we obtain $a \equiv b \pmod{p}$, which contradicts the fact that $a \neq b$ and $1 \leq a, b \leq k$.

Observe that whenever packet reaches vertex of W , it visits all the vertices of W before leaving that layer. Then, the rest of the proof, i.e. computing the number of expected hops and stretch, is analogous to the proof of Theorem 20.

This concludes the analysis. \square

E Header-Rewriting Routing

Next we provide a set of procedures that can be used to implement DF-ALGO. Method GETTREEINDICES, for a given link and \mathcal{T} , simply returns indices of the arborescences containing (x, y) or (y, x)

GETTREEINDICES($\{x, y\}$)

- ▷ The method assumes that at least one arborescence
- ▷ of \mathcal{T} contains (x, y) or (y, x) .
- 1 **if** $\exists T_i, T_j \in \mathcal{T}$ s.t. $(x, y) \in E(T_i)$ and $(y, x) \in T_j$
- 2 $index_L \leftarrow \min\{i, j\}$
- 3 $index_H \leftarrow \max\{i, j\}$
- 4 **else**
- 5 $k \leftarrow$ the index s.t.
- $(x, y) \in E(T_k)$ or $(y, x) \in E(T_k)$
- 6 $index_L \leftarrow k$
- 7 $index_H \leftarrow k$
- 8 **return** $(index_L, index_H)$

Consider a link $\{x, y\}$, and assume we are interested which arborescence it represents during the routing process. If (x, y) belongs to $T_i \in \mathcal{T}$ and (y, x) belong to $T_j \in \mathcal{T}$, then we use H to distinguish between T_i and T_j . Given H and $\{x, y\}$, method `GETTREEINDEXGIVENH` returns i or j depending on the value of H .

```

GETTREEINDEXGIVENH( $H, \{x, y\}$ )
1 ( $i_L, i_H$ )  $\leftarrow$  GETTREEINDICES( $\{x, y\}$ )
2 if  $H == 1$ 
3     return  $i_H$ 
4 else
5     return  $i_L$ 

```

Method `GETHGIVENTREEINDEX` is in a sense the inverse of `GETTREEINDEXGIVENH`. Namely, given a tree index i and a link $\{x, y\}$, method `GETHGIVENTREEINDEX($i, \{x, y\}$)` returns value H such that `GETTREEINDEXGIVENH($H, \{x, y\}$)` returns i .

```

GETHGIVENTREEINDEX( $i, \{x, y\}$ )
1 ( $i_L, i_H$ )  $\leftarrow$  GETTREEINDICES( $\{x, y\}$ )
2 if  $i == i_H$ 
3     return 1
4 else
5     return 0

```

Given three bits RM and H , and arc (x, y) method `GETTREEINDEX` returns index i such that $T_i \in \mathcal{T}$ is the arborescence that the parameters correspond to.

```

GETTREEINDEX( $RM, H, (x, y)$ )
1 if  $RM == 0$ 
2     return  $i$  such that  $T_i$  contains  $(x, y)$ 
3 else
4     return GETTREEINDEXGIVENH( $H, \{x, y\}$ )

```

Method `GETNEXTARC` returns the next arc the packet should be routed along T_i for given RM and the last arc (x, y) is has been routed along.

```

GETNEXTARC( $RM, (x, y), T_i$ )
   $\triangleright$  The method assumes  $y \neq d$ .
1 if  $RM == 0$ 
2     return the first arc on  $y - d$  path along  $T_i$ 
3 elseif  $RM == 1$ 
4     return the first arc following  $(x, y)$  in  $R(T_i)$ 
5 elseif  $RM == 2$ 
6     return the first arc following  $(x, y)$  in  $R^{-1}(T_i)$ 

```

Finally, we put together all the methods to obtain the main routing algorithm. It should be invoked with `ROUTE(0, 0, (x, y))`, where $x \neq d$ is a node the routing has started at, and (x, y) is the first arc on $x - d$ path of T_1 .

```

ROUTE( $RM, H, (x, y)$ )
1   $i \leftarrow \text{GETTREEINDEX}(RM, H, (x, y))$ 
2  if  $\{x, y\}$  is a failed link
3      if  $RM == 0$ 
4           $j \leftarrow \text{GETTREEINDEXGIVENH}(1 - H, \{x, y\})$ 
5          if  $j \neq i$ 
6               $(x, z) \leftarrow \text{GETNEXTARC}(1, (y, x), T_j)$ 
7               $H' \leftarrow \text{GETHGIVENTREEINDEX}(j, \{x, z\})$ 
8              ROUTE( $1, H', (x, z)$ )
9          else  $\triangleright (y, x) \notin T_k$ , for each  $T_k \in \mathcal{T}$ 
10             ROUTE( $2, 0, (x, y)$ )
11         elseif  $RM == 1$ 
12              $(x, z) \leftarrow \text{GETNEXTARC}(2, (y, x), T_i)$ 
13              $H' \leftarrow \text{GETHGIVENTREEINDEX}(i, \{x, z\})$ 
14             ROUTE( $2, H', (x, z)$ )
15         else
16              $j \leftarrow \text{GETTREEINDEX}(0, 0, (x, y))$ 
17              $(x, z) \leftarrow$  the first arc on the  $x - d$  path of  $T_{j+1}$ 
18             ROUTE( $0, 0, (x, z)$ )
19     elseif  $y == d$ 
20         Move along  $(x, y)$  and finish the routing.
21     else
22          $(y, z) \leftarrow \text{GETNEXTARC}(RM, (x, y), T_i)$ 
23          $H' \leftarrow \text{GETHGIVENTREEINDEX}(i, \{y, z\})$ 
24         ROUTE( $RM, H', (y, z)$ )

```

THEOREM 21. *For any k -connected graph, DF-ALGO computes a set of $(k - 1)$ -resilient routing functions.*

Proof. Let T_i be an arborescence of \mathcal{T} defined in Lemma 17, i.e., a good arborescence. Then, DF-ALGO will either deliver a packet to d before routing along T_i in canonical mode, or it will route the packet along T_i in canonical mode, which is guaranteed by the fact that circular-arborescence routing is used.

Now, if the packet is routed along T_i in canonical mode, either the packet will be delivered to d without any interruption, or it will hit a failed edge of T_i and bounce. But then, if it bounces, by Lemma 17 and our choice of T_i the packet will reach d without any further interruption.

Therefore, in all the cases the packet will reach d . \square

F Duplication Routing

F.1 Even connected case

First, we consider the case when $k = 2s$ is even.

Lemma 38. *If DUP-ALGO fails to deliver a packet to d , then each T_i contains an arc that belongs to a failed edge.*

Proof. Step 3a guarantees that the algorithm will route the packet along each T_i , with $1 \leq i \leq s$, and, since it fails, each T_i , $1 \leq i \leq s$, must contain an arc that belongs to a failed edge. Step 3b guarantees that the algorithm will route the packet along each T_i , with $k < i \leq 2s$, and, since it fails, each T_i , $s < i \leq 2s$, must contain an arc that belongs to a failed edge. \square

LEMMA 22. *Let T_i be a good arborescence from Lemma 17. If DUP-ALGO fails to deliver a packet to d , then $i > s$.*

Proof. If the statement would not be true, then the algorithm would route the packet to the destination using Step 3a. \square

LEMMA 23. *If DUP-ALGO fails to deliver a packet to d , then T_1, \dots, T_{2s} contain at least $2s$ failed edges.*

Proof. By Lemma 38, we have that each T_i has a failed edge. This trivially implies that each T_i has a good failed arc. By Lemma 22 and since in our construction T_{s+1}, \dots, T_{2s} do not share failed edges, we have that failed edges that the algorithm approaches in T_1, \dots, T_s , s many of them, are disjoint from all the good failed arcs of T_{s+1}, \dots, T_{2s} , s many of them, otherwise at least a copy of a packet would reach d . This concludes the proof. \square

THEOREM 24. *For any $2s$ -connected graph and $s \geq 1$, DUP-ALGO computes $(2s - 1)$ -resilient routing functions. In addition, the number of copies of a packet created by the algorithm is f , if $f < s$, and $2s - 1$ otherwise, where f is the number of failed edges.*

Proof. Towards a contradiction, assume that DUP-ALGO fails to deliver a packet to d . Then, by Lemma 23 the underlying network contains at least $2s$ failed links, which contradicts our assumption that there are at most $2s - 1$ of them. Therefore, DUP-ALGO delivers a packet to d if there are at most $2s - 1$ failed links.

Regarding the number of copies of the packet created by the algorithm we consider two cases: $f < s$, and $f \geq s$. In the first case, as T_1, \dots, T_s are pairwise edge-disjoint, by the Pigeonhole principle we have that there is an arborescence T_i , for $i \leq f + 1$, such that T_i does not contain any failed edge. Therefore, when the packet is routed along T_i it will reach d without any interruption. On the other, before the packet is routed along T_i algorithm DUP-ALGO will make at most f copies of the packet. In fact, each copy of a packet that is created at Step 3a is routed along an arborescence T_l , where $l > s \geq 1$ because T_1, \dots, T_s are pairwise edge-disjoint.

In the former case, i.e. when $f \geq s$, the algorithm might encounter a failed edge while routing the packet on each of the arborescences of T_1, \dots, T_s . In that case, it will create exactly $2s - 1$ copies of the packet. In fact, at Step 3c, the original packet is routed along T_{s+1} and $s - 1$ copies of that packet are routed through arborescences T_{s+2}, \dots, T_{2s} . \square

F.2 Odd connected case

We now present an algorithm to achieve $2k$ -resiliency for any $(2k + 1)$ -connected graph.

Algorithm DUP-ALGO-ODD. Let G be a $(2k + 1)$ -connected graph. Construct $(2k + 1)$ arc-disjoint arborescences T_1, \dots, T_{2k+1} such that arborescences T_1, \dots, T_k (T_{k+2}, \dots, T_{2k+1}) do not share edges each other. By Lemma 3, such arborescences exist. Consider the following routing algorithm:

1. p is first routed along T_1 .
2. p is routed along the same arborescence towards the destination, unless a failed link is hit.
3. if p hits a failed link (x, y) along T_i , then:
 - (a) if $i \leq k$: two copies of p are created; one copy is forwarded along T_{i+1} ; the other one is forwarded along T_l , where T_l is the arborescence that contains arc (y, x) .
 - (b) if $i = k + 1$: k copies of p are created; the j 'th copy, with $1 \leq j \leq k$, is routed along T_{k+j+1} .
 - (c) if $i > k$: p is destroyed.

DUP-ALGO-ODD correctness. We prove it by contradiction. To that end, assume that there are at most $2k$ failed links, and that DUP-ALGO-ODD fails to send p to the destination. Then, as for the even case, we can make the following observations, under the assumption that the algorithm fails to send p to the destination. We first observe that a packet is routed along every arborescence, which leads to the following lemma.

Lemma 39. *Each T_i contains an arc that belongs to a failed link.*

Proof. Step 3a guarantees that the algorithm will route p along each T_i , with $1 \leq i \leq k + 1$, and, since it fails, each T_i , $1 \leq i \leq k + 1$, must contains an arc that belongs to a failed edge. Step 3b guarantees that the algorithm will route p along each T_i , with $k + 1 < i \leq 2k + 1$, and, since it fails, each T_i , $k + 1 < i \leq 2k + 1$, must contains an arc that belongs to a failed edge. \square

We observe that each failed edge hit along the first $k + 1$ arborescences cannot be a good arc, otherwise this would mean that at least a copy of a packet will reach d .

Lemma 40. *Let e_i be a failed link that the algorithm approaches while routing along T_i , for $1 \leq i \leq k + 1$. Then, e_i is not a good arc of A_j , for any $k + 1 < j \leq 2k + 1$.*

Proof. If the statement would not be true, then the algorithm would route p to the destination using Step 3a. \square

By a counting argument, we can leverage Lemma 39 and Lemma 40 in order to prove the following crucial lemma, which is a contradiction since at most $2k$ edges failed.

Lemma 41. T_1, \dots, T_{2k+1} contain at least $2k + 1$ failed links.

Proof. By Lemma 39, we have that each T_i has a failed edge. This trivially implies that each T_i has a good failed arc. By Lemma 40 and since in our construction T_{k+2}, \dots, T_{2k+1} do not share failed edges, we have that failed edges that the algorithm approaches in T_1, \dots, T_k , k many of them, are disjoint from all the good failed arcs of T_{k+2}, \dots, T_{2k+1} , k many of them. Consider the set of failed edges E_{k+1} that is hit by p while it is routed along T_{k+1} . Two cases are possible: (i) at least an edge of E_{k+1} is in common with an edge that is also a good arc for an arborescence in $\{T_{k+2}, \dots, T_{2k+1}\}$ or (ii) not. Otherwise, we would have $2k + 1$ distinct failed edges—a contradiction. In case (i), we have a contradiction since p would be bounced on some good arc that belongs to an arborescence in $\{T_{k+2}, \dots, T_{2k+1}\}$ while it is routed along T_{k+1} . In case (ii), since DUP-ALGO-ODD bounces on each of the first k arborescences, then at least one of this arc would be good for T_{k+1} —a contradiction. \square

Theorem 42. *For any $(2k + 1)$ -connected graph, DUP-ALGO computes $2k$ -resilient routing functions.*