

Comparing Different Information Levels

Uwe Saint-Mont*

October 15, 2018

Keywords: Stochastic comparisons, Information levels, Prophet regions, Inverse functions

AMS-Classification: 94A17, 93C41, 60G40

Abstract. Given a sequence of random variables $\mathbf{X} = X_1, X_2, \dots$ suppose the aim is to maximize one's return by picking a 'favorable' X_i . Obviously, the expected payoff crucially depends on the information at hand. An optimally informed person knows all the values $X_i = x_i$ and thus receives $E(\sup X_i)$. We will compare this return to the expected payoffs of a number of observers having less information, in particular $\sup_i(E X_i)$, the value of the sequence to a person who only knows the first moments of the random variables.

In general, there is a stochastic environment (i.e. a class of random variables \mathcal{C}), and several levels of information. Given some $\mathbf{X} \in \mathcal{C}$, an observer possessing information j obtains $r_j(\mathbf{X})$. We are going to study 'information sets' of the form

$$R_{\mathcal{C}}^{j,k} = \{(x, y) | x = r_j(\mathbf{X}), y = r_k(\mathbf{X}), \mathbf{X} \in \mathcal{C}\},$$

characterizing the advantage of k relative to j . Since such a set measures the additional payoff by virtue of increased information, its analysis yields a number of interesting results, in particular 'prophet-type' inequalities.

*Nordhausen University of Applied Sciences, Germany

1 Several Information Levels

Suppose there is a sequence of bounded random variables $\mathbf{X} = X_1, X_2, \dots$ and the aim is to maximize one's return by picking a 'favorable' X_i . The first aim of this contribution is to study observers with different kinds of information:

Suppose an observer knows all the realizations of the random variables and may thus choose the largest one. His expected return is therefore

$$m = M(\mathbf{X}) = M(X_1, X_2, \dots) = E(\sup_i X_i), \quad (1)$$

which is called the value to a *prophet*. Since the prophet always picks the largest realization his value m is a natural upper bound, given a sequence \mathbf{X} .

Traditionally, m has been compared to the value obtained by a *statistician* who observes the process sequentially. This gambler, studied in detail in Chow, Robbins & Sigmund (1971), relies on stopping rules T , which have to be measurable with respect to the σ -field of past events. Behaving optimally the statistician may thus receive

$$v = V(\mathbf{X}) = \sup_T EX_T, \quad (2)$$

If there is a finite horizon n , one defines $v = \sup_{T \in \mathcal{T}, T \leq n} EX_T$ and $m = E(\max_{1 \leq i \leq n} X_i)$. To avoid trivialities, we assume $n \geq 2$ throughout this article.

A *minimally informed gambler* has to make his choice on the basis that he only knows the random variables' expected values. Behaving optimally, he gets

$$u = U(\mathbf{X}) = \sup_i EX_i, \quad (3)$$

an amount that is entirely due to his (weak) prior information, and is a straightforward counterpart to $E(\sup_i X_i)$.

One might think that a person who knows the *common distribution* $L(X_1, \dots, X_n)$ (but none of the observations) should receive a larger payoff. However, no matter how this gambler makes up his mind, at the end of the day he has to choose an index $i \in \{1, \dots, n\}$, and thus his expected reward will be largest if $EX_i = u$. Thus, although he knows much more than the minimally informed gambler his superior knowledge does not pay off.

In other words, it's the observations that make a difference. Suppose a person knows the dependence structure among the random variables *and* some of the observations, w.l.o.g. x_1, \dots, x_j . Notice, that there is no sequential unfolding of information, however, this *partially informed gambler* may use the values known to him to update his knowledge on the variables not observed, i.e. he may refer to conditional expectations. Thus he obtains

$$\max[x_1, \dots, x_j, E(X_{j+1}|x_1, \dots, x_j), \dots, E(X_n|x_1, \dots, x_j)],$$

and his expected return is

$$w = W(\mathbf{X}) = E(\max(X_1, \dots, X_j, E(X_{j+1}|X_1, \dots, X_j), \dots, E(X_n|X_1, \dots, X_j))). \quad (4)$$

This observer can be reduced to a classical situation as follows: Given x_1, \dots, x_j , he will only consider the largest of these values; and the same with $E(X_{j+1}|x_1, \dots, x_j), \dots, E(X_n|x_1, \dots, x_j)$. Thus w.l.o.g. it suffices to compare

$$\max(x_1, \dots, x_j) \quad \text{and} \quad \max(E(X_{j+1}|x_1, \dots, x_j), \dots, E(X_n|x_1, \dots, x_j))$$

which is tantamount to the comparison of v and m if $n = 2$ and if arbitrary dependencies are allowed. In this situation the statistician behaves optimally if he chooses x_1 whenever $x_1 \geq E(X_2|x_1)$. Thus, the set of all possible values here is given by $\{(w, m) | w \leq m \leq 2w - w^2, 0 \leq w \leq 1\}$ if w.l.o.g. $0 \leq X_i \leq 1$ for all i .

Stochastic environments (classes of random variables)

For some fixed \mathbf{X} , the difference between two observers with different amounts of information can be nonexistent or arbitrarily large. In order to quantify the “value” of information it is thus necessary to shift attention to some class of random variables \mathcal{C} , where $M(\mathbf{X})$ is finite (and nonnegative) for all $\mathbf{X} \in \mathcal{C}$. It is then natural to consider the worst case scenarios. Traditionally these have been called prophet inequalities $M(\mathbf{X}) - V(\mathbf{X}) \leq a$ and $M(\mathbf{X})/V(\mathbf{X}) \leq b$ with smallest possible constants a and b that hold for all $\mathbf{X} \in \mathcal{C}$.

Such stochastic inequalities follow easily from the more fundamental prophet region, that is,

$$R_{\mathcal{C}}^{v,m} = \{(x, y) \mid x = V(\mathbf{X}), y = M(\mathbf{X}); \mathbf{X} \in \mathcal{C}\} = \{(x, y) \mid x \leq y \leq f_{\mathcal{C}}(x)\},$$

where $f_{\mathcal{C}}$ is called the upper boundary function corresponding to \mathcal{C} . Since it is only the latter set that gives a *complete* description of some informational advantage, it is more fundamental and should be considered in its own right.

In general, an *information set* characterizes the environment \mathcal{C} , evaluated with the help of two particular levels of information. One could also prioritise the information edge and say that the difference between two levels of information (e.g. minimal vs. sequential) is studied in a certain environment. It is the second major aim of this article to illustrate a number of possible applications of these ideas.

2 Minimal versus maximum information

In this section we systematically compare u and m . That is, we are going to derive corresponding information sets (called prophet regions since m is involved) in two standard random environments: $\mathcal{C}(I, n)$, the class of all sequences of independent, $[0, 1]$ -valued random variables with horizon n ; and $\mathcal{C}(G, n)$, the class of all sequences of $[0, 1]$ -valued random variables with horizon n .

Theorem 1 (*independent environment*). Let $\mathbf{X} = (X_1, \dots, X_n) \in \mathcal{C}(I, n)$, $U(\mathbf{X}) = \max EX_i$ and $M(\mathbf{X}) = E(\max X_i)$. Then the prophet region $\{(x, y) \mid x = U(\mathbf{X}), y = M(\mathbf{X}), \mathbf{X} \in \mathcal{C}(I, n)\}$ is precisely the set

$$R_{\mathcal{C}(I,n)}^{u,m} = \{(x, y) \mid 0 \leq x \leq y \leq f_n(x) = 1 - (1 - x)^n; 0 \leq x \leq 1\}.$$

Theorem 2 (*general environment*). Let $\mathbf{X} = (X_1, \dots, X_n) \in \mathcal{C}(G, n)$, $U(\mathbf{X}) = \max EX_i$, and $M(\mathbf{X}) = E \max X_i$. Then the upper boundary function h_n of the prophet region $R_{\mathcal{C}(G,n)}^{u,m} = \{(x, y) \mid x = U(\mathbf{X}), y = M(\mathbf{X}), \mathbf{X} \in \mathcal{C}(G, n)\}$ is

$$h_n(x) = \begin{cases} nx & \text{if } 0 \leq x < 1/n \\ 1 & \text{if } 1/n \leq x \leq 1. \end{cases}$$

Proof of Theorem 1: Without loss of generality let $x = EX_1 \geq \max_{2 \leq i \leq n} EX_i$. Hill and Kertz (1981: Lemma 2.2) prove that \mathbf{X} can be replaced by a ‘dilated’ vector \mathbf{Y} of Bernoulli random variables Y_1, \dots, Y_n such that $EX_i = EY_i$, $1 \leq i \leq n$, and $M(\mathbf{X}) \leq M(\mathbf{Y})$. Replacing \mathbf{Y} by a vector of iid Bernoulli random variables $\mathbf{Z} = (Z_1, \dots, Z_n)$ such that $EZ_i = x$, $1 \leq i \leq n$, does not improve the value to the gambler, i.e. $U(\mathbf{X}) = U(\mathbf{Y}) = U(\mathbf{Z}) = x$, however, $M(\mathbf{Y}) \leq M(\mathbf{Z}) = 1 - (1 - x)^n$. Since any $\mathbf{X} \in \mathcal{C}(I, n)$ can be replaced by a vector \mathbf{Z} of iid Bernoulli random variables without changing the value to the gambler, $f_n(x)$ is the upper boundary function. Defining the independent random variables Z'_1, \dots, Z'_n by means of $P(Z'_i = \lambda + (1 - \lambda)x) = x/(\lambda + x - \lambda x) = 1 - P(Z'_i = 0)$ and $0 \leq \lambda \leq 1$ proves that all points between (x, x) and $(x, 1 - (1 - x)^n)$ also belong to the region. \diamond

Notice that for every fixed $x > 0$, $\lim_{n \rightarrow \infty} f_n(x) \uparrow 1$ holds. Inspecting $f_n(x)/x$ and $f_n(x) - x$ immediately yields:

Corollary 1 *The prophet inequalities corresponding to $\mathcal{C}(I, n)$ are*

$$M(\mathbf{X})/U(\mathbf{X}) \leq \lim_{x \rightarrow 0} f_n(x)/x = n \quad \text{and} \quad M(\mathbf{X}) - U(\mathbf{X}) \leq n^{-1/(n-1)} - n^{-n/(n-1)}.$$

In the latter case, $\mathbf{Z} = (Z_1, \dots, Z_n) \in \mathcal{C}(I, n)$ attains equality if the Z_i are iid Bernoulli random variables such that $U(\mathbf{Z}) = EZ_i = P(Z_i = 1) = 1 - n^{-1/(n-1)}$.

Proof of Theorem 2: Denote by \mathbf{e}_i the i -th canonical unit vector. First consider the random variable $\mathbf{Z} = (Z_1, \dots, Z_n)$ having the distribution

$$P(\mathbf{Z} = \mathbf{e}_1) = \dots = P(\mathbf{Z} = \mathbf{e}_n) = 1/n.$$

A minimally informed person picks any of the random variables Z_i , which is 1 with probability $1/n$ and obtains $U(\mathbf{Z}) = 1/n$. Since there is always exactly one i such that $Z_i = 1$, whereas all the other random variables are zero, $M(\mathbf{Z}) = E(\max Z_i) = \max_{1 \leq i \leq n} Z_i \equiv 1$.

To get a $U(\mathbf{Z}) \geq 1/n$, let $P(\mathbf{Z} = \mathbf{e}_1) = x \geq 1/n$ and distribute the remaining probability equally among the other canonical unit vectors, i.e. $P(\mathbf{Z} = \mathbf{e}_2) = \dots = P(\mathbf{Z} = \mathbf{e}_n) = (1 - x)/(n - 1) \leq x$. Thus the minimally informed gambler may always pick the first random variable, giving him $U(\mathbf{Z}) = EZ_1 = x$ and for the same reasons as before $E(\max Z_i) = 1$. Replacing \mathbf{e}_i by $\lambda \mathbf{e}_i$ where $0 \leq \lambda \leq 1$ and $i = 2, \dots, n$ does not change the value to the gambler, but the value to the prophet decreases towards x if $\lambda \downarrow 0$.

Finally, let $\mathbf{X} = (X_1, \dots, X_n) \in \mathcal{C}(G, n)$ and $U(\mathbf{X}) = x < 1/n$. On the set $A_i = \{\omega | X_i(\omega) \geq \max_{j, j \neq i} X_j(\omega)\}$ replace $\mathbf{X}(\omega) = (X_1(\omega), \dots, X_n(\omega))$ by

$\mathbf{Y}(\omega) = (0, \dots, 0, X_i(\omega), 0, \dots, 0)$, $i = 1, \dots, n$. In the case of equality choose any component (e.g. the first) where the maximum is attained. Since $X_i(\omega) \geq Y_i(\omega)$ we have $U(\mathbf{X}) = \max EX_i \geq \max EY_i = U(\mathbf{Y}) = y$, and since $\max[X_1(\omega), \dots, X_n(\omega)] = \max[Y_1(\omega), \dots, Y_n(\omega)]$, $M(\mathbf{X}) = M(\mathbf{Y})$.

By construction, at most one component of $\mathbf{Y}(\omega)$ is larger than zero. Thus $\max_{1 \leq i \leq n} Y_i(\omega) = \sum_{i=1}^n Y_i(\omega)$, and therefore

$$E(\max_{1 \leq i \leq n} Y_i) = E(\sum_{i=1}^n Y_i) = \sum_{i=1}^n EY_i \leq n \max_{1 \leq i \leq n} EY_i.$$

In the previous line equality is achieved if all expected values agree. Defining the distribution of $\mathbf{Z} = (Z_1, \dots, Z_n)$ via

$$P(\mathbf{Z} = \mathbf{e}_1) = \dots = P(\mathbf{Z} = \mathbf{e}_n) = y \leq x < 1/n \quad \text{and} \quad P(\mathbf{Z} = \mathbf{0}) = 1 - ny$$

immediately yields $U(\mathbf{Z}) = y$ and $M(\mathbf{Z}) = ny$. Since y may assume any value in the interval $[0, 1/n)$ we have shown that $h_n(x) = nx$ is the upper boundary function if $x < 1/n$. A similar construction as before shows that all points between (x, x) and (x, nx) belong to the prophet region. \diamond

An immediate consequence of the last theorem is:

Corollary 2 *The prophet inequalities corresponding to $\mathcal{C}(G, n)$ are $M(\mathbf{X})/U(\mathbf{X}) \leq n$ and $M(\mathbf{X}) - U(\mathbf{X}) \leq 1 - 1/n$. In the latter case equality is attained by $P(\mathbf{Z} = \mathbf{e}_i) = 1/n$, ($i = 1, \dots, n$) where \mathbf{e}_i denotes the i -th canonical unit vector.*

Remark. Although we focus on the prophet, other comparisons, in particular involving the statistician, would be interesting too. Comparing u and v for example, reveals the difference between prior information on the one hand and additional acquired information (sequential observations) on the other.

3 Applying information sets

In this section we restrict attention to classical prophet-statistician comparisons (v vs. m). However, the same kind of systematic analysis can be performed on any random environment and observers with different levels of information. An example will be given in the last section where we will compare u and m .

3.1 Some well-known results

To illustrate how information sets may be used, we first collect a number of well-known results. To this end we introduce further random environments: \mathcal{C}_{iid} , the class of all sequences of iid, $[0, 1]$ -valued random variables; \mathcal{C}_I , the class of all sequences of independent, $[0, 1]$ -valued random variables; \mathcal{C}_G , the class of all sequences of $[0, 1]$ -valued random variables, and their corresponding counterparts with finite horizon i.e. $\mathcal{C}_{iid}^n, \mathcal{C}_I^n = \mathcal{C}(I, n)$ and $\mathcal{C}_G^n = \mathcal{C}(G, n)$.

The β -discounted environment \mathcal{C}_β is defined by $X_1 = Y_1, X_2 = \beta Y_2, X_3 = \beta^2 Y_3, \dots$, ($0 \leq \beta \leq 1$) and $\mathbf{Y} = (Y_1, Y_2, \dots) \in \mathcal{C}_I$. Closely related are random variables X_1, \dots, X_n with “increasing bounds”, i.e. $a_i \leq X_i \leq b_i$ and nondecreasing sequences (a_i) and (b_i) . In both cases it suffices to study $n = 2$, i.e. $X_1 = \alpha Y_1, X_2 = Y_2$ and $X_1 = Y_1, X_2 = \beta Y_2$, respectively, where $\alpha, \beta \in [0, 1]$, and $(Y_1, Y_2) \in \mathcal{C}_I^2$.

The following table collects a number of well-known “prophet” results, i.e. systematic comparisons of v and m (see Hill and Kertz (1983), Hill (1983), Kertz (1986), Boshuizen (1991), and Saint-Mont (1998)):

Random Environment	Upper boundary function
\mathcal{C}_G	$f_G(x) = x - x \ln(x)$
\mathcal{C}_G^n	$g_n(x) = nx - (n-1)x^{n/(n-1)}$
\mathcal{C}_{iid}	x
\mathcal{C}_{iid}^n	$\phi_n(x)$ strictly increasing, strictly concave, differentiable
$\mathcal{C}_I, \mathcal{C}_I^n$	$f_I(x) = 2x - x^2$
\mathcal{C}_α^2	$2x - x^2$ if $x < \alpha$; and $x + (1-x)\alpha$ if $x \geq \alpha$
$\mathcal{C}_\beta, \mathcal{C}_\beta^n$	$f_\beta(x) = 2x - x^2/\beta$ if $x < 1 - \sqrt{1-\beta}$, and $f_\beta(x) = x + (1-x)(2(1 - \sqrt{1-\beta}) - \beta)$ if $x \geq 1 - \sqrt{1-\beta}$

In general, the difficult part consists in finding an upper boundary function, yet it is easy to show that all pairs (x, y) with $x \leq y < f_C(x)$ belong to some prophet region. Moreover, prophet inequalities follow straightforwardly from prophet regions. As an example, look at R_I : Since $f_I(x)/x = 2 - x \leq 2$ and $f_I(x) - x = x(1-x) \leq 1/4$, we have $M(\mathbf{X})/V(\mathbf{X}) \leq 2$ and $M(\mathbf{X}) - V(\mathbf{X}) \leq 1/4$ for all $\mathbf{X} \in \mathcal{C}_I$. The same kind of argument yields $M(\mathbf{X}) < V(\mathbf{X})(1 - \ln V(\mathbf{X}))$ and $M(\mathbf{X}) - V(\mathbf{X}) < 1/e$ for all $\mathbf{X} \in \mathcal{C}_G$.

3.2 Graphical comparisons

What can be learned from this upon comparing two gamblers with different information levels? For every fixed horizon n , we have $R_{iid}^n \subseteq R_I^n \subseteq R_G^n$. It also turns out that $R_{iid}^n \subset R_{iid}^m$ and $R_G^n \subset R_G^m$ whenever $n < m$. Thus the longer the horizon or the more general the environment, the better the outcome for the prophet (or the better informed person in general). On the other hand, restrictions of any kind, in particular the range of the random variables makes the corresponding prophet (or information) region smaller. For example, R_α^2 and R_β must be subsets of R_I .

The following illustration combines results achieved so far.

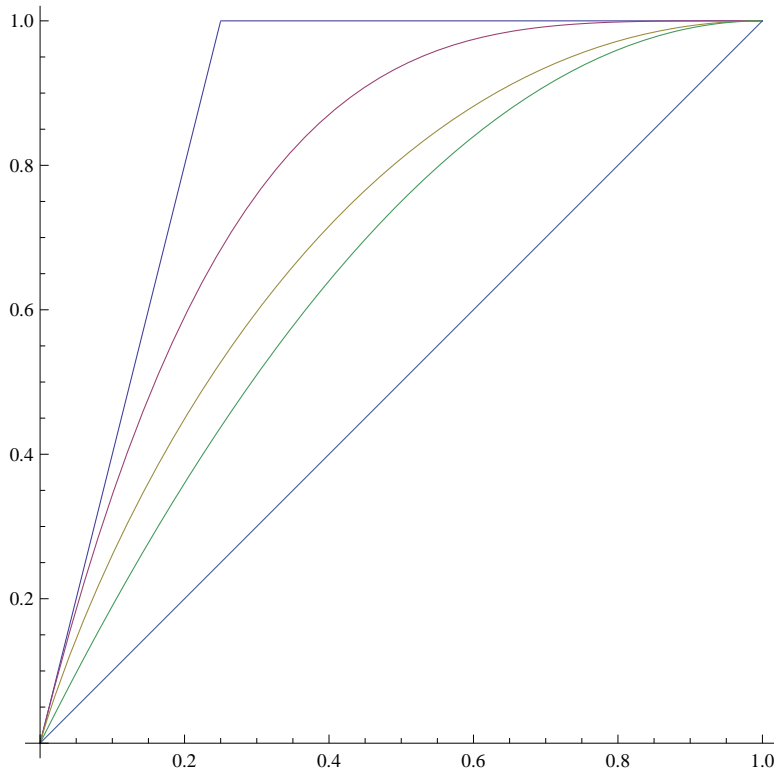


Illustration 1. From above: The functions $h_4(x)$, $f_4(x)$, $g_4(x)$, $f_I(x)$, and x .

Note that h_4 and f_4 stem from comparisons of u and m , whereas g_4 and f_I are the result of comparisons of v and m in the general and the independent environments. Since for any environment $R_C^{v,m} \subseteq R_C^{u,m}$, we must have $g_4 \leq h_4$ and $f_I \leq f_4$. In the case $n = 2$ the functions f_I and f_2 agree. This is no coincidence since $X_1 \equiv x$ and $x = P(X_2 = 1) = 1 - P(X_2 = 0)$ is the (standard) worst case scenario for the statistician, and $x = P(X_i = 1) = 1 - P(X_i = 0)$ ($i = 1, 2$) is the worst case scenario for the minimally informed gambler considered above. In both scenarios their values agree (e.g. they may both choose the second random variable) giving the prophet a maximum advantage of $x(1 - x)$.

3.3 The overall information difference

The diagonal ‘ $y = x$ ’ collects all situations where the information edge of a better informed person does not result in a larger payoff. Thus, a degenerated prophet region indicates that given a stochastic environment the information lead of the prophet never pays off. Yet, the further some upper boundary function is away from the identical function, the larger the better informed gambler’s overall advantage. A natural measure of this advantage is the area between these functions, i.e. the integral

$$\int_0^1 (f_C(x) - x) dx.$$

Given \mathcal{C}_I , the prophet’s advantage is $q_I = \int_0^1 x(1 - x) dx = 1/6$. In the discounted environment, after some algebra, we obtain

$$q(\beta) = \frac{1}{6} - \frac{(1 - \beta)(1 - \sqrt{1 - \beta})}{3\beta}.$$

Note that $q(1) = a_I = 1/6$, and l'Hopital's rule gives $\lim_{\beta \downarrow 0} q(\beta) = 0$. Moreover, $q(\beta)$ is a convex function.

In the “increasing bounds” environment, after a little algebra, we obtain

$$\tilde{q}(\alpha) = \int_0^\alpha (2x - x^2) dx + \int_\alpha^1 (\alpha - \alpha x + x) dx - \frac{1}{2} = \alpha(\alpha^2/3 - \alpha + 1)/2.$$

Note that $\tilde{q}(1) = q_I = 1/6$, and l'Hopital's rule gives $\lim_{\alpha \downarrow 0} \tilde{q}(\alpha) = 0$. Moreover, $\tilde{q}(\alpha)$ is a concave function.

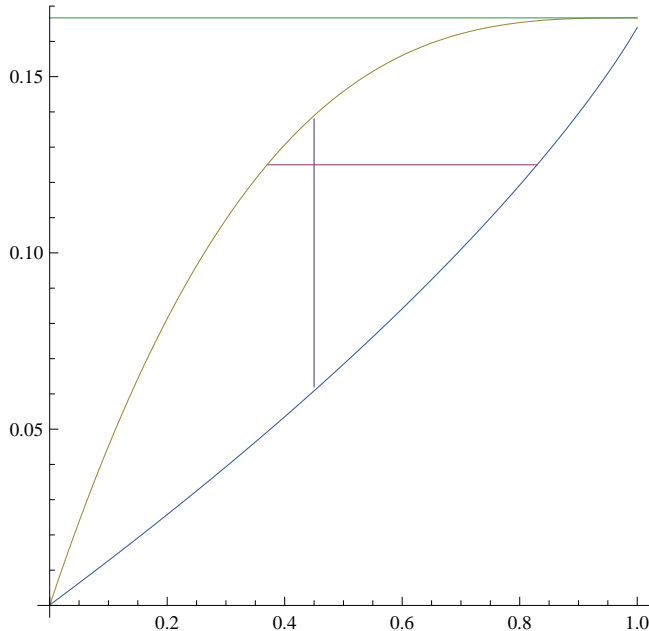


Illustration 2. α and β are shown on the x -axis. The functions on the unit interval from the top down are the constant $q_I = 1/6$, $\tilde{q}(\alpha)$ and $q(\beta)$. The vertical and the horizontal lines will be explained in Section 3.5.

However, given $\mathcal{C}(G, n)$, q_I is augmented to

$$q_G(n) = \int_0^1 (n-1)(x - x^{n/(n-1)}) dx = \frac{n-1}{2(2n-1)}.$$

In particular, $q_G(2) = 1/6$, $q_G(3) = 1/5$, $q_G(4) = 3/14$, $q_G(5) = 2/9$, and $q_G(6) = 5/22$. Moreover, $q_G(n)$ is strictly increasing in n with limit $1/4$, and

$$q_G(\infty) = - \int_0^1 x \ln(x) dx = - \left[x^2 \left(\frac{\ln(x)}{2} - \frac{1}{4} \right) \right]_0^1 = \frac{1}{4}.$$

3.4 Inverse problems

Given a stochastic environment \mathcal{C} , and according to the above derivation, the standard interpretation of a prophet inequality, is to look for a value to the statistician $x_0 = V(\mathbf{X})$, such that the difference $f_{\mathcal{C}}(x) - x$ is maximized. In the same vein one may look for a value y_0 on the y -axis, where the difference between the upper boundary and the identical function is at its greatest point. In the independent case this amounts to

inverting $f_I(x) = 2x - x^2$, which yields $f_I^{-1}(y) = 1 - \sqrt{1 - y}$. Maximizing $y - (1 - \sqrt{1 - y})$ gives $1/4$, which is obtained for $y_0 = 3/4$.

Why do both perspectives agree with respect to the maximum difference? The reason is that the statement $M(\mathbf{X}) - V(\mathbf{X}) \leq 1/4$ holds for all $\mathbf{X} \in \mathcal{C}_I$, and thus is a property of the stochastic environment (and the two levels of information considered). The pair $(1/2, 3/4) \in R_I$ is a point in two-dimensional space, attained by certain extremal sequences \mathbf{X}^* . Thus, no matter how we choose to look at some region $R_{\mathcal{C}}$, the corresponding prophet inequalities must hold.

However, the analytic considerations involving the inverse of the upper boundary function may be quite different. In the discounted case, $f_{\beta}^{-1}(y) = \beta(1 - \sqrt{1 - y/\beta})$ if $y \leq g(1 - \sqrt{1 - \beta}) = 3 - 2/\beta - 2\sqrt{1 - \beta} + 2\sqrt{1 - \beta}/\beta = y(\beta)$. Otherwise, it is easily seen that f_{β}^{-1} is a linear, strictly decreasing function of y , and $f_{\beta}^{-1}(1) = 1$. The maximum of the function $y - \beta(1 - \sqrt{1 - y/\beta})$ occurs at the point $y = 3\beta/4$ and is $\beta/4$. Notice that

$$y'(\beta) = \frac{\beta^2 + \beta - 2 + 2\sqrt{1 - \beta}}{\beta^2\sqrt{1 - \beta}} \geq \lim_{\beta \downarrow 0} \frac{\beta^2 + \beta - 2 + 2\sqrt{1 - \beta}}{\beta^2\sqrt{1 - \beta}} = \frac{3}{4}.$$

Thus, $3\beta/4 < y(\beta)$ for all $\beta > 0$. Due to continuity of f_{β}^{-1} , this yields $\beta/4$ as the overall maximum of the difference, always occurring at $y = 3\beta/4$. Traditionally, one would have said that the maximum difference of $\beta/4$ occurs at $x = \beta/2$.

Given \mathcal{C}_G , one has to invert $f_G(x) = x - x \ln(x)$ in the unit interval. Using the theorem of the derivative of the inverse function one may check that $\exp(1 + W_{-1}(-y/e))$ is the inverse, where $W_{-1}(y)$ is the lower real branch of the Lambert W function (see Corless, Gonnet, Hare & Jeffrey 1996: 331). Thus $(y - \exp(1 + W_{-1}(-y/e)))' = 1 + 1/(1 + W_{-1}(-y/e))$ and $W_{-1}(-2/e^2) = -2$ immediately yield that the maximum occurs at $y = 2/e$ and equals $1/e$. Traditionally, it's the same difference occurring at $x = 1/e$.

3.5 Comparing stochastic environments

Switching stochastic environments amounts to a systematic comparison of the associated regions. In particular, if \mathcal{A} is less general than \mathcal{B} , we have $R_{\mathcal{A}} \subseteq R_{\mathcal{B}}$. Obviously, it suffices to consider the upper boundary functions $f_{\mathcal{A}}, f_{\mathcal{B}}$ of the two environments involved. Traditionally, one would only determine $\sup_x (f_{\mathcal{B}}(x) - f_{\mathcal{A}}(x))$. However, the inverse problem $\sup_y (f_{\mathcal{A}}^{-1}(y) - f_{\mathcal{B}}^{-1}(y))$, and the area $\int_0^1 (f_{\mathcal{B}}(x) - f_{\mathcal{A}}(x)) dx$ are also natural measures of discrepancy.

To illustrate the above, let us compare \mathcal{C}_I and \mathcal{C}_G :

First, $\int_0^1 (f_G(x) - f_I(x)) dx = 3/4 - 2/3 = 1/12$.

Second, maximizing $d(x) = f_G(x) - f_I(x) = x^2 - x - x \ln x$ leads to $d'(x) = 0 \Leftrightarrow 2x - \ln x = 2$, which has the explicit solution $x_0 = -W_0(-2/e^2)/2 \approx 0,406376/2$, where W_0 is the principal (upper) real branch of the Lambert W function (see Corless, Gonnet, Hare & Jeffrey 1996: 331). The point $(x_0, d(x_0)) \approx (0.2, 0.162)$ may be interpreted as follows: For every value x to the statistician, $f_I(x)$ is the best a prophet can obtain in the independent environment \mathcal{C}_I , and he can get arbitrary close to $f_G(x)$ if he is confronted with the general environment \mathcal{C}_G . Given x , the difference $f_G(x) - f_I(x)$ reflects the additional gain (almost) obtainable to the prophet when moving from \mathcal{C}_I to \mathcal{C}_G , i.e. from the restricted to the more general situation. The additional sequences of random variables

provide him with an additional reward of $d(x) = x(x - \ln x - 1)$, which is maximized if $x = -W_0(-2/e^2)/2$, yielding 0.162 as the additional payoff.

Third, starting with the prophet, the difference to be considered is $\delta(y) = f_I^{-1}(y) - f_G^{-1}(y) = 1 - \sqrt{1-y} - \exp(1 + W_{-1}(-y/e))$. Thus, conditional on y , the statistician may (almost) lose this amount when the stochastic environment switches from independent to arbitrary sequences of random variables. Determining the value y_0 where $\delta(y)$ is at its greatest, means looking for a constellation where the loss occurring to the statistician is the most pronounced when moving from \mathcal{C}_I to \mathcal{C}_G . Now $\delta'(y) = 0$ is equivalent to finding the unique root of the equation

$$-2\sqrt{1-y} = 1 + W_{-1}(-y/e).$$

As a function of y , both the left hand side (L) and the right hand side (R) of the equation are twice differentiable. On the unit interval $L(y)$ is convex, strictly increasing, $L(0) = -2$, and $L(1) = 0$. $R(y)$ is concave, strictly increasing, $\lim_{y \downarrow 0} R(y) = -\infty$, and $R(0) = 0$. Numerically, this yields the solution $(y_0, \delta(y_0)) \approx (0.70, 0.119)$. Thus, in the worst case, the statistician loses about 0.119, which is considerably less than the prophet can hope to obtain when the environment extends from \mathcal{C}_I to \mathcal{C}_G .

The next illustration summarizes these results:

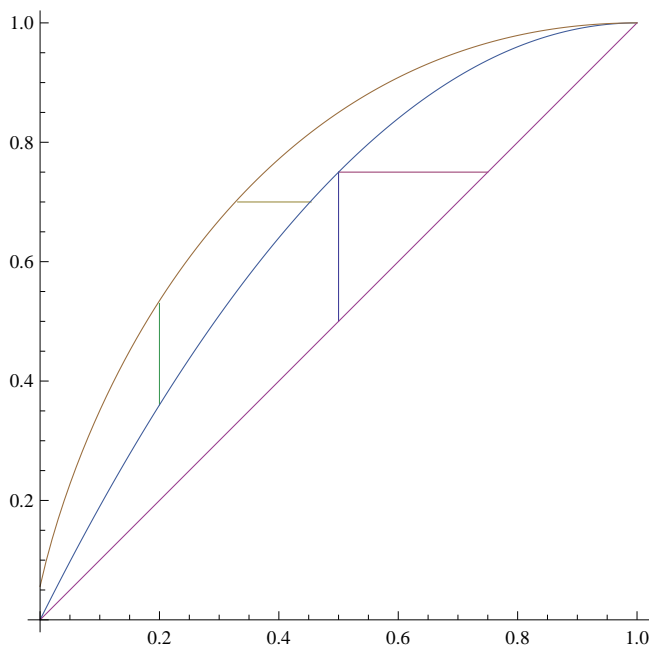


Illustration 3. From above: The functions f_G , f_I , and x on the unit interval. The small vertical line to the left illustrates the position of the maximum of the function $d(x)$, the small horizontal line illustrates the maximum of the function $\delta(y)$, see Section 3.5. The other lines indicate the position of the maximum difference between the statistician and the prophet in the independent environment, see the second paragraph of Section 3.4.

A different kind of analysis may be explicated using the regions \mathcal{C}_α^2 and \mathcal{C}_β^2 : Illustration 2 points out that restricting the range of the second random variable (β -discounting), always produces a smaller region than restricting the range of the first random variable by the same amount α . The largest difference between the size of the regions occurs if $\alpha = \beta \approx 0.45$ and is approximately 0.077. On the other hand suppose that the areas

of R_α and R_β agree. This is tantamount to fixing a point on the y -axis. In this case the largest difference between the parameter values occurs if the area covered by each of the regions is about $1/8$. There $\alpha \approx 0.38$ and $\beta \approx 0.83$, thus the largest difference between the parameter values is approximately 0.452.

Of course, analyses along the same lines can be carried out for other regions, e.g., R_I and R_{iid}^n , R_{iid}^n and R_{iid}^{n+1} , R_G^n and R_G^{n+1} , or R_G^n and R_G .

3.6 Typical differences and ratios

Classical prophet inequalities are ‘worst case’ scenarios. They refer to the maximum advantage of the prophet over the statistician. Additionally, it is straightforward to ask for a ‘typical’ advantage, in particular a ‘typical’ difference or ratio. To do so, one would have to define a probability measure on some environment \mathcal{C} . Since the classes of random variables considered are rather large, it is by no means clear how to do so in a natural way. However, starting with a stochastic environment *and* two distinguished levels of information, it is natural to consider uniform measure on the corresponding prophet region $R_{\mathcal{C}}$.

Given the independent environment, the size of R_I is $1/6$. Thus, we obtain as the typical difference between $M(\mathbf{X})$ and $V(\mathbf{X})$

$$6 \int_{R_I} (y - x) d(x, y) = 6 \int_0^1 (x^4/2 - x^3 + x^2/2) dx = 1/10,$$

instead of $1/4$ in the worst case. Moreover, the typical ratio is

$$6 \int_{R_I} y/x d(x, y) = 6 \int_0^1 (x^3/2 - 2x^2 + 3x/2) dx = 5/4 < 2.$$

Given \mathcal{C}_G , R_G covers an area of $1/4$, giving the following typical difference and ratio:

$$4 \int_{R_G} (y - x) d(x, y) = 4 \int_0^1 (x^2 \ln^2(x)/2) dx = 4/27 < 1/e$$

and

$$4 \int_{R_G} y/x d(x, y) = 4 \int_0^1 (x \ln^2(x)/2 - x \ln(x)) dx = 3/2.$$

The last equation is particularly interesting because there is no upper bound in the corresponding worst case scenario. Notice in the other examples that the typical results are considerably smaller than the constants in the corresponding worst cases.

Moreover, one may ask about the probability that a typical difference or ratio exceeds a certain bound. The ratio $y/x = c \Leftrightarrow y = cx$ is a straight line through the origin, so, given \mathcal{C}_I , the question amounts to calculating

$$P(M(\mathbf{X})/V(\mathbf{X})) \geq c) = \int_0^t (2x - x^2 - cx) dx / \int_0^1 (2x - x^2 - x) dx = (2 - c)^3,$$

where $t = 2 - c \geq 0$ is determined by the equation $cx = y = 2x - x^2$, and $1 \leq c \leq 2$. Given \mathcal{C}_G , we obtain

$$P(M(\mathbf{X})/V(\mathbf{X})) \geq c) = \int_0^t (x - x \ln x - cx) dx / \int_0^1 (x - x \ln(x) - x) dx = e^{2(1-c)},$$

where t is determined by the equation $cx = x - x \ln x \Leftrightarrow t = \exp(1 - c)$, and $c \geq 1$.

In the case of the difference we are interested in the probability that it exceeds a certain bound $d \geq 0$. Again, consider \mathcal{C}_I first. Since $y - x = d \Leftrightarrow y = x + d$, we have to calculate

$$P(M(\mathbf{X}) - V(\mathbf{X}) \geq d) = \frac{\int_s^t (2x - x^2 - (x + d)) dx}{\int_0^1 (2x - x^2 - x) dx} = \sqrt{1 - 4d} \cdot (1 - 4d).$$

Here, $0 \leq d \leq 1/4$, and s and t are determined by the roots of the equation $x + d = 2x - x^2$ in the unit interval, that is $s = 1/2 - \sqrt{1 - 4d}/2$ and $t = 1/2 + \sqrt{1 - 4d}/2$.

Finally, given \mathcal{C}_G , we obtain with $0 \leq d \leq 1/e$

$$P(D \geq d) = P(M(\mathbf{X}) - V(\mathbf{X}) \geq d) = - \int_s^t (x \ln x + d) dx / a_G(\infty),$$

where s and t are determined by the roots of the equation $d = -x \ln x$ in the unit interval. Some algebra is needed to get $s = \exp(W_{-1}(-d))$ and $t = \exp(W_0(-d))$. The subsequent integration results in

$$P(D \geq d) = d^2 \left(\frac{1 + 4W_0(-d) - 2 \ln \left(\frac{-d}{W_0(-d)} \right)}{W_0^2(-d)} - \frac{1 + 4W_{-1}(-d) - 2 \ln \left(\frac{-d}{W_{-1}(-d)} \right)}{W_{-1}^2(-d)} \right).$$

4 A systematic study

In the following we are going to apply the ‘program’ outlined in the last section to u and m , using the independent and the general stochastic environments:

The overall information difference. Let us first compute the areas of $R_{\mathcal{C}(I,n)}^{u,m}$,

$$\int_0^1 (f_n(x) - x) dx = \frac{1}{2} - \frac{1}{n+1} = \frac{n-1}{2(n+1)} \rightarrow 1/2,$$

and $R_{\mathcal{C}(G,n)}^{u,m}$;

$$\int_0^1 (h_n(x) - x) dx = \frac{1}{2n} - \frac{1}{2n^2} + \frac{1}{2} - \frac{1}{n} + \frac{1}{2n^2} = \frac{1}{2} - \frac{1}{2n} = \frac{n-1}{2n} \rightarrow 1/2.$$

Thus, their overall information distance is the size of the set $R_{\mathcal{C}(G,n)}^{u,m} \setminus R_{\mathcal{C}(I,n)}^{u,m}$,

$$\int_0^1 (h_n(x) - f_n(x)) dx = \frac{1}{n+1} - \frac{1}{2n} = \frac{n-1}{2n(n+1)} \rightarrow 0 \text{ if } n \rightarrow \infty.$$

Inverse Problems. In the independent case, $f_n^{-1}(y) = 1 - \sqrt[n]{1-y}$ is the inverse function. The maximum of $y - (1 - \sqrt[n]{1-y})$ is attained for $y_0 = 1 - n^{-n/(n-1)}$ and equals $n^{-1/(n-1)} - n^{-n/(n-1)}$. In the general case, the inverse function is $h_n^{-1}(y) = y/n$. Thus, the maximum of $y - y/n$ is attained at $y_0 = 1$, giving a maximum difference of $1 - 1/n$.

Comparing the independent and the general environments. Here, one has to maximize $d(x) = (1-x)^n + nx - 1$. Since $d'(x) = n(1-x)^{n-1} > 0$ if $x \leq 1/n$, the

maximum occurs at $x_0 = 1/n$ and yields a difference of $(1 - 1/n)^n$, converging to $1/e$ if $n \rightarrow \infty$. The inverse functions lead to a difference of $\delta(y) = 1 - (1 - y)^{1/n} - y/n$. Thus, $\delta'(y) = -(1 - (1 - y)^{(n-1)/-n})/n > 0$ if $y > 0$, and the maximum occurs at $y_0 = 1$, yielding a difference of $1 - 1/n$.

Typical differences and ratios. For \mathcal{C}_I^n we calculate

$$\int_{R_{\mathcal{C}(I,n)}^{u,m}} (y - x) d(x, y) = \frac{1}{6} - \frac{1}{n+2} + \frac{1}{2(2n+1)} = \frac{(n-1)^2}{3(n+2)(2n+1)}$$

and

$$\int_{R_{\mathcal{C}(I,n)}^{u,m}} y/x d(x, y) = -\frac{1}{4} + \sum_{i=1}^n (1/i) - \frac{1}{2} \sum_{i=1}^{2n} (1/i).$$

Thus, the typical difference d_I and ratio r_I in the independent situation are

$$d_I = \frac{2(n-1)(n+1)}{3(n+2)(2n+1)} \rightarrow 1/3, \quad r_I = \frac{(n+1)(2 \sum_{i=1}^n (1/i) - \sum_{i=1}^{2n} (1/i) - 1/2)}{(n-1)} \rightarrow \infty.$$

For \mathcal{C}_G^n , analogous integrations yield

$$\int_{R_{\mathcal{C}(G,n)}^{u,m}} (y - x) d(x, y) = \int_0^{1/n} \int_x^{nx} (y - x) dy dx + \int_{1/n}^1 \int_x^1 (y - x) dy dx = \frac{(n-1)^2}{6n^2}$$

and

$$\int_{R_{\mathcal{C}(G,n)}^{u,m}} y/x d(x, y) = \int_0^{1/n} \int_x^{nx} y/x dy dx + \int_{1/n}^1 \int_x^1 y/x dy dx = \frac{\ln n}{2}.$$

Thus, the typical difference d_G and ratio r_G in the general environment are

$$d_G = \frac{n-1}{3n} \rightarrow 1/3, \quad r_G = \frac{n \ln n}{n-1} \rightarrow \infty.$$

Probabilities that a typical difference or ratio exceeds a certain bound. For $1 \leq c \leq n$ this amounts to calculating

$$\begin{aligned} P(r_I \geq c) &= \frac{2(n+1)}{n-1} \int_0^t (1 - (1-x)^n - cx) dx \\ &= \frac{2}{n-1} \left((1-t)^{n+1} + (n+1)t \left(1 - \frac{ct}{2} \right) - 1 \right), \end{aligned}$$

where t is the unique root of the equation $cx = 1 - (1-x)^n$ in the unit interval, and

$$P(r_G \geq c) = \frac{2n}{n-1} \left(\int_0^{1/n} (nx - cx) dx + \int_{1/n}^{1/c} (1 - cx) dx \right) = \frac{n-c}{c(n-1)}.$$

Notice that $\lim_{n \rightarrow \infty} (n-c)/(c(n-1)) = 1/c$.

In the case of the difference, given \mathcal{C}_I^n , and thus $0 \leq d \leq n^{-1/(n-1)} - n^{-n/(n-1)}$, we calculate

$$P(d_I \geq d) = \frac{2(n+1)}{n-1} \int_s^t (1 - (1-x)^n - (x+d)) dx,$$

where the values of s and t ($s < t$) are determined by the roots of the equation $x + d = 1 - (1 - x)^n$ in the unit interval. Again, in general, s and t cannot be given explicitly. Finally, given C_G^n , we obtain with $0 \leq d \leq 1 - 1/n$

$$\begin{aligned} P(d_G \geq d) &= \frac{2n}{n-1} \left(\int_{a/(n-1)}^{1/n} (nx - x - d) dx + \int_{1/n}^1 (1 - x - d) dx \right) \\ &= 1 - \left(\frac{dn}{n-1} \right) \left(2 - d - \frac{d}{n-1} \right) \rightarrow (1-d)^2 \text{ if } n \rightarrow \infty. \end{aligned}$$

In both cases the prophet regions $R_{C(I,n)}^{u,m}$ and $R_{C(G,n)}^{u,m}$ converge towards the upper triangle $T = \{(x, y) | 0 \leq x \leq y \leq 1\}$ in the unit square. Thus, in the limit, the typical ratios and differences agree and can be computed directly via T , yielding the probabilities $1/c$ and $(1-d)^2$.

References

- Boshuizen, F. 1991. Prophet Region for Independent Random Variables with a Discount Factor. *Journal of Multivariate Analysis* 37: 76-84.
- Chow, Y.; Robbins, H.; Siegmund, D. 1971. *Great Expectations: The Theory of Optimal Stopping*. Houghton Mifflin Company, Boston.
- Corless, R. M.; Gonnet, G. H.; Hare, D. E. G.; Jeffrey, D. J.; and Knuth, D. E. 1996. On the Lambert W function. *Advances in Computational Mathematics* 5: 329-359.
- Hill, T.P. 1983. Prophet Inequalities and Order Selection in Optimal Stopping Problems. *Proceedings of the American Mathematical Society* 88: 131-137.
- Hill, T.; and Kertz R. 1981. Additive Comparisons of Stop Rule and Supremum Expectations of Uniformly Bounded Independent Random Variables. *Proceedings of the American Mathematical Society* 83: 582-585.
- Hill, T.; and Kertz R. 1983. Stop Rule Inequalities for Uniformly Bounded Sequences of Random Variables. *Transactions of the AMS* 278(1): 197-207.
- Hill, T.; and Kertz R. 1992. A survey of prophet inequalities in optimal stopping theory. *Contemporary Mathematics* 125: 191-208.
- Kertz, R. 1986. Stop Rule and Supremum Expectations of I.I.D. Random Variables: A Complete Comparison by Conjugate Duality. *J. of Multivariate Analysis* 19: 88-112.
- Saint-Mont, U. 1998. Prophet Regions for Independent Random Variables with Increasing Bounds. *Sequential Analysis* 17(2): 195-204.