

ON ASYMPTOTIC EFFICIENCY OF GOODNESS-OF-FIT TESTS FOR THE PARETO DISTRIBUTION BASED ON ITS CHARACTERIZATION

Volkova K. Yu.¹

Saint-Petersburg State University, Russia

Abstract

We introduce a new characterization of Pareto distribution and construct integral and supremum type goodness-of-fit tests based on it. Limiting distribution and large deviations of new statistics are described and their local Bahadur efficiency for parametric alternatives is calculated. Conditions of local optimality of new statistics are given.

Key words: Pareto distribution; U -statistics; characterization; Bahadur efficiency; goodness-of-fit test.

MSC (2010): 60F10, 62G10, 62G20, 62G30.

1 Introduction

Let \mathcal{P} be the family of Pareto distributions with the distribution function (d.f.)

$$F(x) = 1 - x^{-\lambda}, \quad x \geq 1, \quad \lambda > 0. \quad (1)$$

In this paper we develop the goodness-of-fit tests for Pareto distribution using a new characterization based on the property of order statistics. The problem formulation is as follows: let X_1, \dots, X_n be positive i.i.d. rv's with continuous d.f. F . Consider testing the composite hypothesis $H_0 : F \in \mathcal{P}$ against the general alternative $H_1 : F \notin \mathcal{P}$, assuming that the alternative d.f. is also concentrated on $[1, \infty)$.

It is well known that the log-transform of a Pareto random variable has an exponential distribution. Therefore the tests of exponentiality are used by many authors to test the *Paretianity* of the sample. Our approach for this problem is unlike and uses directly the initial Pareto sample.

The goodness-of-fit tests for the Pareto distribution have been discussed in [4], [6], [14], [24]. We exploit the different idea for constructing and analyzing statistical tests based on characterization by the property of equidistribution of linear statistics by means

¹Research supported by grant RFBR No. 13-01-00172, grant NSh No. 2504.2014.1 and by SPbGU grant No. 6.38.672.2013

of so-called U -empirical d.f.'s, see [9], [11]. This method was developed early in several articles, particularly, in [16], [18], [20], [22], [21], [13]. The tests for the Pareto distribution using this approach were obtained and analyzed in [10]. One can observe that the new tests based on characterizations have reasonably high efficiencies and can be competitive with previously known goodness-of-fit tests. Let us explain our approach.

We will say that the d.f. F belongs to the class of distributions \mathcal{F} , if $\forall x_1, x_2$: either $F(x_1x_2) \leq F(x_1)F(x_2)$ or $F(x_1x_2) \geq F(x_1)F(x_2)$, see [2].

Let X_1, \dots, X_n be i.i.d. positive absolutely continuous random variables with d.f. F from the class \mathcal{F} . Denote by $X_{(1,n)} \leq X_{(2,n)} \leq \dots \leq X_{(n,n)}$ - the order statistics of a random sample X_1, \dots, X_n .

We present a new characterization within the class \mathcal{F} .

Theorem 1. *Let X_1, \dots, X_k be i.i.d., positive and bounded random variable having an absolutely continuous (with respect to Lebesgue measure) d.f. $F(x)$. Then the equality in law of X_1 and $X_{(k,k)}/X_{(k-1,k)}$ takes place iff X_1 has some d.f. from the family \mathcal{P} .*

Proof. Let $Y = \ln X$ and let G denote the d.f. of Y . It can be easily seen that $F \in \mathcal{F}$ iff G is NBU ("new better than used") or NWU ("new worse than used") (see [1]). Further, since we use the monotonic transformation, then X_1 and $X_{(k,k)}/X_{(k-1,k)}$ will be identically distributed iff Y_1 and $Y_{(k,k)} - Y_{(k-1,k)}$ are identically distributed. It follows from [1] that X_1 and $X_{(k,k)}/X_{(k-1,k)}$ are identically distributed iff $Y = \ln X$ has the exponential distribution with some scale parameter λ , therefore X_1 has the Pareto distribution with the same parameter λ . \square

In the case when $k = 2$ our characterization coincide with another characterization of Pareto distribution considered in [10], see also [21]. Note that our characterization extend the charaterization, involved in [10].

According to our characterization we construct the U -empirical d.f. by the formulae

$$H_n(t) = \binom{n}{k}^{-1} \sum_{1 \leq i_1 < \dots < i_k \leq n} \mathbf{1}\{X_{(k, \{i_1, \dots, i_k\})}/X_{(k-1, \{i_1, \dots, i_k\})} < t\}, \quad t \geq 1,$$

where $X_{(s, \{i_1, \dots, i_k\})}$, $s = \{k-1, k\}$ denotes the s -th order statistic of the subsample X_{i_1}, \dots, X_{i_k} . For rv X the U -statistical d.f. will be simply the usual empirical d.f. $F_n(t) = n^{-1} \sum_{i=1}^n \mathbf{1}(X_i < t)$, $t \in \mathbb{R}^1$, based on the observations X_1, \dots, X_n .

It is known that the properties of U -empirical d.f.'s are similar to the properties of usual empirical d.f.'s, see [7], [9]. Hence the difference $H_n - F_n$ for large n should be almost surely close to zero under H_0 , and we can measure their closeness by using some test statistics, assuming their large values to be critical.

We suggest two test statistics

$$I_n^{(k)} = \int_1^\infty (H_n(t) - F_n(t)) dF_n(t), \quad (2)$$

$$D_n^{(k)} = \sup_{t \geq 1} |H_n(t) - F_n(t)|. \quad (3)$$

Note that both proposed statistics under H_0 are invariant with respect to the change of variables $X \rightarrow X^{\frac{1}{\lambda}}$, so we may set $\lambda = 1$.

We discuss their limiting distributions under the null hypothesis and find logarithmic asymptotics of large deviations under H_0 . Next we calculate their efficiencies against some parametric alternatives from the class \mathcal{F} .

Finally, we study the conditions of local optimality of our tests and describe the "most favorable" alternatives for them.

2 Integral statistic $I_n^{(k)}$

The statistic $I_n^{(k)}$ is asymptotically equivalent to the U -statistic of degree $(k+1)$ with the centered kernel

$$\Psi_k(X_{i_1}, \dots, X_{i_{k+1}}) = \frac{1}{k+1} \sum_{\pi(i_1, \dots, i_{k+1})} \mathbf{1}(X_{(k, \{i_1, \dots, i_k\})} / X_{(k-1, \{i_1, \dots, i_k\})} < X_{i_{k+1}}) - \frac{1}{2},$$

where $\pi(i_1, \dots, i_{k+1})$ means all permutations of different indices from $\{i_1, \dots, i_{k+1}\}$.

Let X_1, \dots, X_{k+1} be independent rv's from standard Pareto distribution. It is known that non-degenerate U -statistics are asymptotically normal, see [8], [11]. To prove that the kernel $\Psi_k(X_1, \dots, X_{k+1})$ is non-degenerate, we calculate its projection $\psi_k(s)$. For a fixed $X_{k+1} = s$, $s \geq 1$ we have:

$$\begin{aligned} \psi_k(s) &:= E(\Psi_k(X_1, \dots, X_{k+1}) \mid X_{k+1} = s) = \\ &= \frac{k}{k+1} \mathbb{P}(X_{(k, \{2, \dots, k, s\})} / X_{(k-1, \{2, \dots, k, s\})} < X_1) + \frac{1}{k+1} \mathbb{P}(X_{(k, \{1, \dots, k\})} / X_{(k-1, \{1, \dots, k\})} < s) - \frac{1}{2}. \end{aligned}$$

It follows from the above characterization that the second probability is equal to:

$$\mathbb{P}(X_{(k, \{1, \dots, k\})} / X_{(k-1, \{1, \dots, k\})} < s) = \mathbb{P}(X_1 < s) = F(s).$$

It remains to calculate the first term. For this purpose we decompose the probability as $\mathbb{P}(X_{(k, \{2, \dots, k, s\})} / X_{(k-1, \{2, \dots, k, s\})} < X_1) = \mathbb{P}_1 + \mathbb{P}_2 + \mathbb{P}_3$, where \mathbb{P}_i , $i = 1, 2, 3$ are initial probabilities, computed in one of the following cases:

- (1) Let the sample units take places as follows: $X_2 < \dots < X_k < s$. Then our probability transforms into

$$\begin{aligned}\mathbb{P}_1 &= (k-1)! \mathbb{P}\left(\frac{s}{X_k} < X_1, X_2 < \dots < X_k < s\right) = \\ &= (k-1)! \mathbb{P}\left(X_k < s, X_1 > \frac{s}{X_k}, X_2 < X_3, X_3 < X_4, \dots, X_{k-1} < X_k\right).\end{aligned}$$

After some calculations we obtain that the last probability is equal to:

$$(k-1)! \int_1^s \left(1 - F\left(\frac{s}{x_k}\right)\right) \frac{F^{k-2}(x_k)}{(k-2)!} dF(x_k) = F^{k-1}(s) - (k-1) \int_1^s \left(1 - \frac{1}{x}\right)^{k-2} \left(1 - \frac{x}{s}\right) \frac{dx}{x^2}.$$

The integral in the second term can be evaluated using integration by parts and binomial representation of the function $\left(1 - \frac{1}{x}\right)^{k-1}$. Finally we have:

$$\begin{aligned}\int_1^s \left(1 - \frac{1}{x}\right)^{k-2} \left(1 - \frac{x}{s}\right) \frac{dx}{x^2} &= \frac{1}{s(k-1)} \int_1^s \sum_{j=0}^{k-1} (-1)^j \binom{k-1}{j} x^{-j} dx = \\ &= \frac{1}{s(k-1)} \left(s - 1 - (k-1) \ln(s) + \sum_{j=2}^{k-1} (-1)^j \binom{k-1}{j} \frac{1 - s^{-(j-1)}}{j-1} \right).\end{aligned}$$

Thus the initial probability in this case is equal to

$$\mathbb{P}_1 = F^{k-1}(s) - F(s) + (k-1) \frac{\ln s}{s} - \frac{1}{s} \sum_{j=2}^{k-1} (-1)^j \binom{k-1}{j} \frac{1 - s^{-(j-1)}}{j-1}.$$

- (2) The sample units are $X_2 < X_3 < \dots < X_{k-1} < s < X_k$, then for this case we have:

$$\begin{aligned}\mathbb{P}_2 &= (k-1)! \mathbb{P}\left(\frac{X_k}{s} < X_1, X_2 < X_3 < \dots < X_{k-1} < s < X_k\right) = \\ &= (k-1)! \mathbb{P}\left(X_k > s, X_1 > \frac{X_k}{s}, X_2 < X_3, X_3 < X_4, \dots, X_{k-1} < s\right) = \\ &= (k-1)! \int_s^\infty \left(1 - F\left(\frac{x_k}{s}\right)\right) \frac{F^{k-2}(s)}{(k-2)!} dF(x_k) = \\ &= \frac{(k-1)}{2s} F^{k-2}(s).\end{aligned}$$

- (3) The last case we consider is when s is situated on j -th place ($1 \leq j \leq k-2$) in variational series of the sample X_2, \dots, X_{k-2} . It means that the sample units take places as follows: $X_2 < \dots < s < \dots < X_{k-2} < X_{k-1} < X_k$ and s also may stand on first and $(k-2)$ -th places. Then the required probability is equal to

$$\begin{aligned}\mathbb{P}_3 &= (k-1)! \mathbb{P}\left(\frac{X_k}{X_{k-1}} < X_1, X_2 < \dots < s < \dots < X_{k-2} < X_{k-1} < X_k\right) = \\ &= \frac{1}{2} C_{k-1}^{j-1} (1 - F(s))^{k-j} F^{j-1}(s), \quad 1 \leq j \leq k-2.\end{aligned}$$

Combining the results we get that the first term in the projection has the form:

$$\begin{aligned} \mathbb{P}(X_{(k,\{2,\dots,k,s\})}/X_{(k-1,\{2,\dots,k,s\})} < X_1) &= F^{k-1}(s) - F(s) + (k-1)\frac{\ln s}{s} - \\ &\quad - \frac{1}{s} \sum_{j=2}^{k-1} (-1)^j \binom{k-1}{j} \frac{1-s^{-(j-1)}}{j-1} + \frac{1}{2} \sum_{j=1}^{k-1} C_{k-1}^{j-1} (1-F(s))^{k-j} F^{j-1}(s). \end{aligned}$$

Note that the last sum is equal to $\sum_{j=1}^{k-1} C_{k-1}^{j-1} (1-F(s))^{k-j} F^{j-1}(s) = 1 - F^{k-1}(s)$. Thus for the initial probability we get the result:

$$\begin{aligned} \mathbb{P}(X_{(k,\{2,\dots,k,s\})}/X_{(k-1,\{2,\dots,k,s\})} < X_1) &= \frac{1}{2} F^{k-1}(s) - \\ &\quad - F(s) + (k-1)\frac{\ln s}{s} - \frac{1}{s} \sum_{j=2}^{k-1} (-1)^j \binom{k-1}{j} \frac{1-s^{-(j-1)}}{j-1} + \frac{1}{2}. \end{aligned}$$

Hence we get the final expression for the projection of the kernel Ψ_k :

$$\begin{aligned} \psi_k(s) &= \frac{kF^{k-1}(s) - 1}{2(k+1)} - \frac{k-1}{k+1} F(s) + \frac{k(k-1)\ln s}{k+1} \frac{1}{s} - \\ &\quad - \frac{k}{s(k+1)} \sum_{j=2}^{k-1} (-1)^j \binom{k-1}{j} \frac{1-s^{-(j-1)}}{j-1}. \end{aligned} \quad (4)$$

The calculation of this variance for the projection ψ_k in the general case is too complicated, therefore we calculate it only for particular k .

2.1 Integral statistic $I_n^{(3)}$

The projection $\psi_k(s)$ for case $k=3$ has the form:

$$\psi_3(s) = \frac{9}{8s^2} + \frac{3\ln s}{2s} - \frac{1}{s} - \frac{1}{4}. \quad (5)$$

The variance of this projection $\Delta_3^2 = E\psi_3^2(X_1)$ under H_0 is given by

$$\Delta_3^2 = \int_1^\infty \psi_3^2(s) \frac{1}{s^2} ds = \frac{11}{1920} \approx 0.0057.$$

Therefore the kernel Ψ_3 is centered and non-degenerate. We can apply Hoeffding's theorem on asymptotic normality of U -statistics, see again [8], [11], which implies that the following result holds

Theorem 2. *Under null hypothesis as $n \rightarrow \infty$ the statistic $\sqrt{n}I_n^{(3)}$ is asymptotically normal so that*

$$\sqrt{n}I_n^{(3)} \xrightarrow{d} \mathcal{N}\left(0, \frac{11}{120}\right).$$

Now we shall evaluate the large deviation asymptotics of the sequence of statistics $I_n^{(3)}$ under H_0 . According to the theorem on large deviations of such statistics from [19], see also [5], [17], we obtain due the fact that the kernel Ψ_3 is centered, bounded and non-degenerate the following result.

Theorem 3. *For $a > 0$*

$$\lim_{n \rightarrow \infty} n^{-1} \ln P(I_n^{(3)} > a) = -f_I^{(3)}(a),$$

where the function $f_I^{(3)}$ is continuous for sufficiently small $a > 0$, and

$$f_I^{(3)}(a) \sim \frac{a^2}{32\Delta_3^2} = 5.455 a^2, \text{ as } a \rightarrow 0.$$

2.2 Some notions from Bahadur theory

Suppose that under the alternative H_1 the observations have the d.f. $G(\cdot, \theta)$ and the density $g(\cdot, \theta)$, $\theta \geq 0$, such that $G(\cdot, 0) \in \mathcal{P}$. The measure of Bahadur efficiency (BE) for any sequence $\{T_n\}$ of test statistics is the exact slope $c_T(\theta)$ describing the rate of exponential decrease for the attained level under the alternative d.f. $G(\cdot, \theta)$. According to Bahadur theory [3], [15] the exact slopes may be found by using the following Proposition.

Proposition. *Suppose that the following two conditions hold:*

$$a) \quad T_n \xrightarrow{P_\theta} b(\theta), \quad \theta > 0,$$

where $-\infty < b(\theta) < \infty$, and $\xrightarrow{P_\theta}$ denotes convergence in probability under $G(\cdot; \theta)$.

$$b) \quad \lim_{n \rightarrow \infty} n^{-1} \ln P_{H_0}(T_n \geq t) = -h(t)$$

for any t in an open interval I , on which h is continuous and $\{b(\theta), \theta > 0\} \subset I$. Then

$$c_T(\theta) = 2 h(b(\theta)).$$

We have already found the large deviation asymptotics. In order to evaluate the exact slope it remains to calculate the first condition of the Proposition.

Note that the exact slopes for any θ satisfy the inequality (see [3], [15])

$$c_T(\theta) \leq 2K(\theta), \tag{6}$$

where $K(\theta)$ is the Kullback-Leibler "distance" between the alternative and the null-hypothesis H_0 . In our case H_0 is composite, hence for any alternative density $g_j(x, \theta)$ one has

$$K_j(\theta) = \inf_{\lambda > 0} \int_1^\infty \ln[g_j(x, \theta)/\lambda x^{-\lambda-1}] g_j(x, \theta) dx.$$

This quantity can be easily calculated as $\theta \rightarrow 0$ for particular alternatives. According to (6), the local BE of the sequence of statistics T_n is defined as

$$e^B(T) = \lim_{\theta \rightarrow 0} \frac{c_T(\theta)}{2K(\theta)}.$$

2.3 Local Bahadur efficiency of $I_n^{(3)}$

According to Bahadur theory, the considered alternatives should be close to null-hypothesis as $\theta \rightarrow 0$. Therefore we suggest three alternatives against Pareto distribution. The first two alternatives we consider are obtained by skewing mechanism, see [12], we call them Ley-Paindaveine alternatives.

i) First Ley-Paindaveine alternative with the d.f.

$$G_1(x, \theta) = F(x)e^{-\theta(1-F(x))}, \theta \geq 0, x \geq 1;$$

ii) Second Ley-Paindaveine alternative with the d.f.

$$G_2(x, \theta) = F(x) - \theta \sin \pi F(x), \theta \in [0, \pi^{-1}], x \geq 1;$$

iii) log-Weibull alternative with the d.f.

$$G_3(x, \theta) = 1 - e^{-(\ln x)^{\theta+1}}, \theta \in (0, 1), x \geq 1.$$

Let us find the local BE for alternative under consideration.

According to the Law of Large Numbers for U -statistics [11], the limit in probability under H_1 is equal to

$$b_1(\theta) = P_\theta(X_{(3,3)}/X_{(2,3)} < Y) - \frac{1}{2}.$$

It is easy to show (see also [10]) that

$$b_1(\theta) \sim 4\theta \int_1^\infty \psi_3(s)h_1(s)ds,$$

where $h_1(s) = \frac{\partial}{\partial \theta} g_1(s, \theta) |_{\theta=0}$ and $\psi_3(s)$ is the projection from (5). Therefore for the first Ley-Paindaveine alternative we have

$$b_1(\theta) \sim 4\theta \int_1^\infty \left(\frac{9}{8s^2} + \frac{3 \ln s}{2s} - \frac{1}{s} - \frac{1}{4} \right) \left(\frac{s-2}{s^3} \right) \frac{ds}{s^2} \sim \frac{\theta}{12}, \quad \theta \rightarrow 0,$$

and the local exact slope of the sequence $I_n^{(3)}$ as $\theta \rightarrow 0$ admits the representation

$$c_1(\theta) = b_1^2(\theta)/(16\Delta_3^2) \sim \frac{5}{66} \theta^2, \quad \theta \rightarrow 0.$$

The Kullback-Leibler "distance" $K_1(\theta)$ between the alternative and the null-hypothesis H_0 admits the following asymptotics (see again [10]):

$$2K_1(\theta) \sim \theta^2 \left[\int_1^\infty h_1^2(x) x dx - \left(\int_1^\infty h_1(x) \ln(x) dx \right)^2 \right], \theta \rightarrow 0.$$

Therefore in our case

$$K_1(\theta) \sim \theta^2/24, \theta \rightarrow 0. \tag{7}$$

Consequently, the local efficiency of the test is

$$e_1^B(I) = \lim_{\theta \rightarrow 0} \frac{c_1(\theta)}{2K_1(\theta)} \approx \frac{10}{11} \approx 0.909.$$

Omitting the calculations similar to previous cases, we get for the second Ley-Paindaveine alternative $b_2(\theta) \sim 0.353\theta$, $c_2(\theta) \sim 1.363\theta^2$, $\theta \rightarrow 0$. It is easy to show that $K_2(\theta) \sim 0.753\theta^2$, $\theta \rightarrow 0$. Therefore the local BE is equal to 0.905.

After some calculations in case of the log-Weibull alternative we have:

$$b_3(\theta) \sim \left(\frac{3}{4} - \ln 3 + \ln 2 \right) \theta \approx 0.345\theta, \quad \theta \rightarrow 0,$$

and the local exact slope of the sequence I_n as $\theta \rightarrow 0$ admits the representation $c_3(\theta) \sim 1.295\theta^2$. Moreover for the log-Weibull distribution $K_3(\theta)$ satisfies $K_3(\theta) \sim \frac{\theta^2}{12}$, $\theta \rightarrow 0$. Hence the local BE for the last case is equal to 0.787.

Next table 1 gathers the values of local BE.

Table 1: Local Bahadur efficiency for $I_n^{(3)}$

Alternative	Efficiency
Ley-Paindaveine 1	0.909
Ley-Paindaveine 2	0.905
log-Weibull	0.787

2.4 Integral statistic $I_n^{(4)}$

For case $k = 4$ the projection $\psi_k(s)$ has the form:

$$\psi_4(s) = \frac{12 \ln s}{5s} - \frac{4}{5s^3} + \frac{18}{5s^2} - \frac{13}{5s} - \frac{3}{10}. \tag{8}$$

The variance of this projection under H_0 is equal to

$$\Delta_4^2 = \int_1^\infty \psi_4^2(s) \frac{1}{s^2} ds = \frac{271}{52500} \approx 0.00516.$$

Therefore the kernel Ψ_4 is centered, non-degenerate and bounded. Due to Hoeffding's theorem on asymptotic normality of U -statistics, see again [8], [11], we have that:

Theorem 4. Under null hypothesis as $n \rightarrow \infty$ the statistic $\sqrt{n}I_n^{(4)}$ is asymptotically normal so that

$$\sqrt{n}I_n^{(4)} \xrightarrow{d} \mathcal{N}\left(0, \frac{271}{2100}\right).$$

The large deviation asymptotics of the sequence of statistics $I_n^{(4)}$ under H_0 follows from the following result. It was derived using the theorem on large deviations (see again [19], [5], [17]), applied to the centered, bounded and non-degenerate kernel Ψ_4 .

Theorem 5. For $a > 0$

$$\lim_{n \rightarrow \infty} n^{-1} \ln P(I_n^{(4)} > a) = -f_I^{(4)}(a),$$

where the function $f_I^{(4)}$ is continuous for sufficiently small $a > 0$, and

$$f_I^{(4)}(a) \sim \frac{a^2}{50\Delta_4^2} = 3.875 a^2, \text{ as } a \rightarrow 0.$$

2.5 Local Bahadur efficiency of $I_n^{(4)}$

For this case the limit in probability under H_1 has the following asymptotics

$$b_1(\theta) \sim 5\theta \int_1^\infty \psi_4(s)h_1(s)ds,$$

where again $h_1(s) = \frac{\partial}{\partial \theta} g_1(s, \theta) |_{\theta=0}$ and $\psi_4(s)$ is the projection from (8). Therefore for the first Ley-Paindaveine alternative we have

$$b_1(\theta) \sim 5\theta \int_1^\infty \left(\frac{9}{8s^2} + \frac{3 \ln s}{2s} - \frac{1}{s} - \frac{1}{4}\right) \left(\frac{s-2}{s^3}\right) \frac{ds}{s^2} \sim \frac{\theta}{12}, \quad \theta \rightarrow 0.$$

and the local exact slope of the sequence $I_n^{(4)}$ as $\theta \rightarrow 0$ admits the representation

$$c_1(\theta) = b_1^2(\theta)/(25\Delta_4^2) \sim \frac{5}{66} \theta^2, \theta \rightarrow 0.$$

The Kullback-Leibler "distance" for this alternative was already found above, and it satisfies $K_1(\theta) \sim \theta^2/24$, $\theta \rightarrow 0$. Thus the local efficiency of the test is

$$e_1^B(I) = \lim_{\theta \rightarrow 0} \frac{c_1(\theta)}{2K_1(\theta)} \approx 0.930.$$

For other alternatives the calculations are similar. Omitting the details, let us gather the values of local BE for this case in the table 2.

In table 3 we present the efficiencies from tables 1 and 2 gathered with maximal values of efficiencies against presumed alternatives.

Table 2: Local Bahadur efficiency for $I_n^{(4)}$

Alternative	Efficiency
Ley-Paindaveine 1	0.930
Ley-Paindaveine 2	0.961
log-Weibull	0.746

Table 3: Comparative table of local efficiencies for statistic $I_n^{(k)}$

Alternative	Efficiency		
	$k = 3$	$k = 4$	\max_k
Ley-Paindaveine 1	0.909	0.930	0.930 for $k = 4$
Ley-Paindaveine 2	0.905	0.961	0.961 for $k = 4$
log-Weibull	0.787	0.746	0.821 for $k = 2$

3 Kolmogorov-type statistic $D_n^{(k)}$

Now we consider the Kolmogorov type statistic (3). For fixed t the difference $H_n(t) - F_n(t)$ is a family of U -statistics with the kernels, depending on $t \geq 1$:

$$\Xi_k(X_{i_1}, \dots, X_{i_k}; t) = \mathbf{1}(X_{(k, \{i_1, \dots, i_k\})} / X_{(k-1, \{i_1, \dots, i_k\})} < t) - \frac{1}{k} \sum_{l=1}^k \mathbf{1}(X_l < t).$$

The projection of this kernel $\xi_k(s; t)$ for fixed $t \geq 1$ has the form:

$$\begin{aligned} \xi_k(s; t) &:= E(\Xi_k(X_1, \dots, X_k) \mid X_k = s) = \\ &= \mathbb{P}(X_{(k, \{1, \dots, k-1, s\})} / X_{(k-1, \{1, \dots, k-1, s\})} < t) - \frac{1}{k} \mathbf{1}\{s < t\} - \frac{k-1}{k} \mathbb{P}\{X_1 < t\}. \end{aligned}$$

It remains to calculate the first term. For this purpose like in the previous cases, we write the decomposition

$$\mathbb{P}(X_{k, \{1, \dots, k-1, s\}} / X_{k-1, \{1, \dots, k-1, s\}} < t) = \mathbb{P}_1 + \mathbb{P}_2 + \mathbb{P}_3,$$

where $\mathbb{P}_i, i = 1, 2, 3$, are the initial probabilities, computed in one of the following cases:

- (1) Let the sample units take places as follows: $X_1 < X_2 < \dots < X_{k-1} < s$. Then the

probability expresses as

$$\begin{aligned}
\mathbb{P}_1 &= (k-1)! \mathbb{P}\left(\frac{s}{X_{k-1}} < t, X_1 < X_2 < \dots < X_{k-1} < s\right) = \\
&= (k-1)! \mathbf{1}(s \geq t) \mathbb{P}\left(\frac{s}{t} < X_{k-1} < s, X_1 < X_2 < \dots < X_{k-1}\right) + \\
&\quad + (k-1)! \mathbf{1}(s < t) \mathbb{P}(X_1 < X_2 < \dots < X_{k-1} < s) = \\
&= \mathbf{1}(s \geq t) (F^{k-1}(s) - F^{k-1}\left(\frac{s}{t}\right)).
\end{aligned}$$

(2) The sample units are $X_1 < X_2 < \dots < X_{k-2} < s < X_{k-1}$, then for this case we have:

$$\begin{aligned}
\mathbb{P}_2 &= (k-1)! \mathbb{P}\left(\frac{X_{k-1}}{s} < t, X_1 < X_2 < \dots < X_{k-2} < s < X_{k-1}\right) = \\
&= (k-1)! \mathbb{P}(s < X_{k-1} < st, X_1 < X_2 < \dots < X_{k-2} < s) = \\
&= (k-1)! \frac{F^{k-2}(s)}{(k-2)!} (F(st) - F(s)) = \frac{(k-1)}{s} \left(1 - \frac{1}{s}\right)^{k-2} \left(1 - \frac{1}{t}\right).
\end{aligned}$$

(3) In the last case let s be situated on l -th place ($1 \leq l \leq k-2$) in the variational series of the sample X_1, \dots, X_{k-2} . Then the required probability transforms into:

$$\begin{aligned}
\mathbb{P}_3 &= (k-1)! \mathbb{P}\left(\frac{X_{k-1}}{X_{k-2}} < t, X_1 < \dots < s < \dots < X_{k-2} < X_{k-1}\right) = \\
&= \left(1 - \frac{1}{t}\right) C_{k-1}^{l-1} (1 - F(s))^{k-j} F^{j-1}(s), \quad 1 \leq l \leq k-2.
\end{aligned}$$

Combining these results we get that the first term in the projection is equal to:

$$\begin{aligned}
\mathbb{P}(X_{(k, \{1, \dots, k-1, s\})} / X_{(k-1, \{1, \dots, k-1, s\})} < t) &= \\
&= \mathbf{1}(s \geq t) (F^{k-1}(s) - F^{k-1}\left(\frac{s}{t}\right)) + \left(1 - \frac{1}{t}\right) \sum_{l=1}^{k-1} C_{k-1}^{l-1} (1 - F(s))^{k-j} F^{j-1}(s).
\end{aligned}$$

Again we can see that the last sum can be simplified as

$$\sum_{l=1}^{k-1} C_{k-1}^{l-1} (1 - F(s))^{k-j} F^{j-1}(s) = 1 - F^{k-1}(s).$$

Thus the initial probability is equal to

$$\mathbb{P}(X_{(k, \{1, \dots, k-1, s\})} / X_{(k-1, \{1, \dots, k-1, s\})} < t) = \frac{1}{t} (F^{k-1}(s) - 1) - \mathbf{1}(s \geq t) F^{k-1}\left(\frac{s}{t}\right).$$

Hence we get the final expression for the projection of the family of kernels $\Xi(\cdot, t)$:

$$\xi_k(s; t) = \frac{1}{t} \left(\left(1 - \frac{1}{s}\right)^{k-1} - \frac{1}{k} \right) - \mathbf{1}(s \geq t) \left(\left(1 - \frac{t}{s}\right)^{k-1} - \frac{1}{k} \right). \quad (9)$$

It is easy to show that $E(\xi_k(X; t)) = 0$. After some calculations we get that the variance of this projection under H_0 is for any t

$$\delta^2(t) = \frac{t+1}{(2k-1)t^2} + \frac{t-1}{k^2t^2} - \sum_{j=0}^{k-1} \frac{(-1)^j 2(k-1)!(k-1)!}{(k+j)!(k-j-1)!} t^{j-1} + (-1)^{k+1} \frac{2(k-1)!(k-1)!}{(2k-1)!} t^{k-2} F^{2k-1}(t) - \frac{2}{k^2t} F^k(t).$$

3.1 Kolmogorov-type statistic $D_n^{(3)}$

In the case $k = 3$ the projection of the family of kernels $\Xi_3(X, Y, Z; t)$, namely $\xi_3(s; t) := E(\Xi_3(X, Y, Z; t) | X = s)$ is equal to:

$$\xi_3(s; t) = \frac{1}{t} \left(\frac{1}{s^2} - \frac{2}{s} + \frac{2}{3} \right) - \mathbf{1}\{s \geq t\} \left(\frac{t^2}{s^2} - \frac{2t}{s} + \frac{2}{3} \right). \quad (10)$$

Now we calculate the variances of these projections $\delta_3^2(t)$ under H_0 . Elementary calculations show that

$$\delta_3^2(t) = \frac{1}{45t^4} (4t^3 + 4t^2 - 15t + 7).$$

Hence our family of kernels $\Xi_3(X, Y, Z; t)$ is non-degenerate in the sense of [17] and

$$\delta_3^2 = \sup_{t \geq 1} \delta_3^2(t) = 0.03477.$$

This value will be important in the sequel when calculating the large deviation asymptotics.

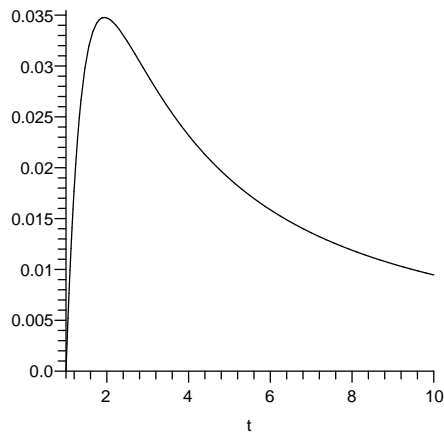


Figure 1: Plot of the function $\delta_3^2(t)$.

The limiting distribution of the statistic $D_n^{(3)}$ is unknown. Using the methods of [25], one can show that the U -empirical process

$$\eta_n(t) = \sqrt{n}(H_n(t) - F_n(t)), \quad t \geq 1,$$

weakly converges in $D(1, \infty)$ as $n \rightarrow \infty$ to certain centered Gaussian process $\eta(t)$ with calculable covariance. Then the sequence of statistics $\sqrt{n}D_n^{(3)}$ converges in distribution to the rv $\sup_{t \geq 1} |\eta(t)|$ but currently it is impossible to find explicitly its distribution. Hence it is reasonable to determine the critical values for statistics $D_n^{(3)}$ by simulation.

Table 4 shows the critical values of the null distribution of $D_n^{(3)}$ for significance levels $\alpha = 0.1, 0.05, 0.01$ and specific sample sizes n . Each entry is obtained by using the Monte-Carlo simulation methods with 10,000 replications.

Table 4: Critical values for the statistic $D_n^{(3)}$

n	0.1	0.05	0.01
10	0.333	0.400	0.558
20	0.254	0.277	0.331
30	0.222	0.242	0.279
40	0.207	0.226	0.256
50	0.196	0.213	0.240
100	0.167	0.181	0.206

Now we obtain the logarithmic large deviation asymptotics of the sequence of statistics $D_n^{(3)}$ under H_0 . The family of kernels $\{\Xi_3(X, Y, Z; t), t \geq 0\}$ is not only centered but bounded. Using the results from [17] on large deviations for the supremum of non-degenerate U -statistics, we obtain the following result.

Theorem 6. *For $a > 0$*

$$\lim_{n \rightarrow \infty} n^{-1} \ln P(D_n^{(3)} > a) = -f_D^{(3)}(a),$$

where the function $f_D^{(3)}$ is continuous for sufficiently small $a > 0$, moreover

$$f_D^{(3)}(a) = (18\delta_3^2)^{-1}a^2(1 + o(1)) \sim 1.5978 a^2, \quad \text{as } a \rightarrow 0.$$

3.2 Local efficiency of $D_n^{(3)}$

To evaluate the efficiency, first consider again the first Ley-Paindaveine alternative with the d.f. $G_1(x, \theta), \theta \geq 0, x \geq 1$ given above. By the Glivenko-Cantelli theorem for U -statistics [9] the limit in probability under the alternative for statistics $D_n^{(3)}$ is equal to

$$b_1(\theta) := \sup_{t \geq 1} |b_1(t, \theta)| = \sup_{t \geq 1} |P_\theta(X_{(3,3)}/X_{(2,3)} < t) - G(t, \theta)|.$$

It is not difficult to show that

$$b_1(t, \theta) \sim 3\theta \int_1^\infty \xi_3(s; t) h_1(s) ds,$$

where again $h_1(s) = \frac{\partial}{\partial \theta} g_1(s, \theta) |_{\theta=0}$ and $\xi_3(s; t)$ is the projection defined above in (10). Hence for the first Ley-Paindaveine alternative we have for $t \geq 1$:

$$b_1(t, \theta) \sim \frac{t-1}{2t^2} \theta, \quad \theta \rightarrow 0.$$

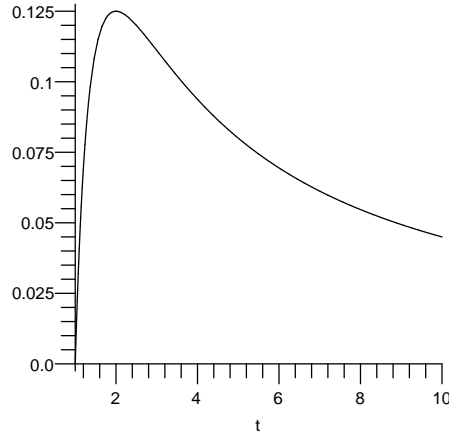


Figure 2: Plot of the function $b_1(t, \theta)$, Ley-Paindaveine 1 alt.

Thus $b_1(\theta) = \sup_{t \geq 1} |b_1(t, \theta)| \sim 0.125 \theta$, and it follows that the local exact slope of the sequence of statistics D_n admits the representation:

$$c_1(\theta) \sim b_1^2(\theta)/(9\delta_3^2) \sim 0.0499 \theta^2, \quad \theta \rightarrow 0.$$

The Kullback-Leibler information in this case is given by (7). Hence the local Bahadur efficiency of our test is $e_1^B(D) = 0.599$.

Next we take the second Ley-Paindaveine distribution, where the calculations are similar, and the local BE is equal to 0.689. In the case of the log-Weibull density we find that the local BE is 0.467.

We collect the values of local BE in the table 5.

Table 5: Local Bahadur efficiency for $D_n^{(3)}$

Alternative	Efficiency
Ley-Paindaveine 1	0.599
Ley-Paindaveine 2	0.689
log-Weibull	0.467

3.3 Kolmogorov-type statistic $D_n^{(4)}$

In the case $k = 4$ the projection of the family of kernels $\Xi_4(X, Y, Z, W; t)$, is equal to:

$$\xi_4(s; t) = \frac{1}{t} \left(\left(1 - \frac{1}{s}\right)^3 - \frac{1}{4} \right) - \mathbf{1}\{s \geq t\} \left(- \left(\frac{t}{s}\right)^3 + 3 \left(\frac{t}{s}\right)^2 - \frac{3t}{s} + \frac{3}{4} \right).$$

Therefore we get that the variances of these projections $\delta_4^2(t)$ under H_0

$$\delta_4^2(t) = \frac{1}{560t^5} (45t^4 + 45t^3 - 252t^2 + 224t - 62).$$

Hence our family of kernels $\Xi_4(X, Y, Z, W; t)$ is non-degenerate in the sense of [17] and

$$\delta_4^2 = \sup_{t \geq 1} \delta_4^2(t) = 0.0258.$$

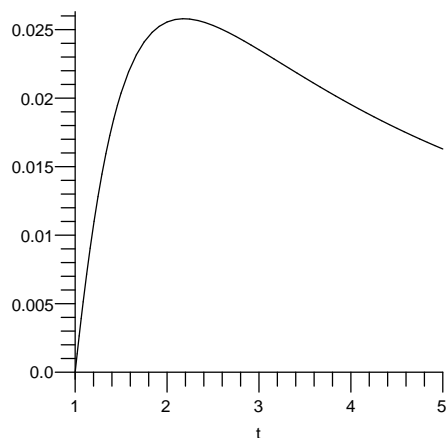


Figure 3: Plot of the function $\delta_4^2(t)$.

The limiting distribution of the statistic $D_n^{(4)}$ is unknown as in the previous section. Using the Monte-Carlo methods, we again present the critical values of the null distribution for statistics $D_n^{(4)}$ for significance levels $\alpha = 0.1, 0.05, 0.01$ with 10,000 replications in the next table 6.

Table 6: Critical values for the statistic $D_n^{(4)}$

n	0.1	0.05	0.01
10	0.400	0.433	0.600
20	0.331	0.355	0.399
30	0.304	0.328	0.362
40	0.287	0.307	0.345
50	0.276	0.295	0.328
100	0.244	0.260	0.285

The logarithmic large deviation asymptotics of the sequence of statistics $D_n^{(4)}$ under H_0 is showed in the next theorem.

Theorem 7. For $a > 0$

$$\lim_{n \rightarrow \infty} n^{-1} \ln P(D_n^{(4)} > a) = -f_D^{(4)}(a),$$

where the function $f_D^{(4)}$ is continuous for sufficiently small $a > 0$, moreover

$$f_D^{(4)}(a) = (32 \delta_4^2)^{-1} a^2 (1 + o(1)) \sim 1.211 a^2, \text{ as } a \rightarrow 0.$$

3.4 Local efficiency of $D_n^{(4)}$

In table 7 we collect the calculated efficiencies for statistic $D_n^{(k)}$ joined with results from table 5 and with the maximal values of efficiencies against our alternatives.

Table 7: Comparative table of local efficiencies for statistic $D_n^{(k)}$

Alternative	Efficiency		
	$k = 3$	$k = 4$	\max_k
Ley-Paindaveine 1	0.599	0.654	0.674 for $k = 6$
Ley-Paindaveine 2	0.689	0.767	0.790 for $k = 5$
log-Weibull	0.467	0.472	0.472 for $k = 4$

We observe that the efficiencies for the Kolmogorov-type test are lower than for the integral test. However, it is the usual situation when testing goodness-of-fit [15], [23], [17].

4 Conditions of local asymptotic optimality

In this section we are interested in conditions of local asymptotic optimality (LAO) in Bahadur sense for both sequences of statistics $I_n^{(k)}$ and $D_n^{(k)}$. This means to describe the local structure of the alternatives for which the given statistic has maximal potential local efficiency so that the relation

$$c_T(\theta) \sim 2K(\theta), \theta \rightarrow 0,$$

holds, see [15], [20]. Such alternatives form the domain of LAO for the given sequence of statistics.

Consider the functions

$$H(x) = G'_\theta(x, \theta) |_{\theta=0}, \quad h(x) = g'_\theta(x, \theta) |_{\theta=0}.$$

We will assume that the following regularity conditions are true, see also [20]:

$$\int_1^\infty h^2(x)x dx < \infty \quad \text{where} \quad h(x) = H'(x), \quad (11)$$

$$\frac{\partial}{\partial \theta} \int_1^\infty g(x, \theta) \ln x dx |_{\theta=0} = \int_1^\infty h(x) \ln x dx. \quad (12)$$

Denote by \mathcal{G} the class of densities $g(x, \theta)$ with d.f.'s $G(x, \theta)$, satisfying the regularity conditions (11) - (12). We are going to deduce the LAO conditions in terms of the function $h(x)$.

Recall that for alternative densities from \mathcal{G} the following asymptotics is valid:

$$2K(\theta) \sim \theta^2 \left[\int_1^\infty h^2(x)x dx - \left(\int_1^\infty h(x) \ln x dx \right)^2 \right], \theta \rightarrow 0.$$

4.1 LAO conditions for $I_n^{(k)}$

First consider the integral statistic $I_n^{(k)}$ with the kernel $\Psi_k(X_1, \dots, X_{k+1})$ and its projection $\psi_k(x)$ from (4). Let introduce the auxiliary function

$$h_0(x) = h(x) - \frac{(\ln x - 1)}{x^2} \int_1^\infty h(u) \ln u du.$$

Simple calculations show that

$$\begin{aligned} \int_1^\infty h^2(x)x^2 dx - \left(\int_1^\infty h(x) \ln x dx \right)^2 &= \int_1^\infty h_0^2(x)x^2 dx, \\ \int_1^\infty \psi_k(x)h(x)dx &= \int_1^\infty \psi_k(x)h_0(x)dx. \end{aligned}$$

Hence the local asymptotic efficiency takes the form

$$e^B(I_n^{(k)}) = \lim_{\theta \rightarrow 0} b_I^2(\theta) / ((k+1)^2 \Delta_k^2 \cdot 2K(\theta)) = \left(\int_1^\infty \psi_k(x) h_0(x) dx \right)^2 / \left(\int_1^\infty \psi_k^2(x) \frac{dx}{x^2} \cdot \int_1^\infty h_0^2(x) x^2 dx \right).$$

By Cauchy-Schwarz inequality we obtain that the expression in the right-hand side is equal to 1 iff $h_0(x) = C_1 \psi_k(x) \frac{1}{x^2}$ for some constant $C_1 > 0$, so that

$$h(x) = (C_1 \psi_k(x) + C_2 (\ln x - 1)) \frac{1}{x^2} \quad \text{for some constants } C_1 > 0 \text{ and } C_2. \quad (13)$$

The set of distributions for which the function $h(x)$ has such form generate the domain of LAO in the class \mathcal{G} . The simplest examples of such alternatives density $g(x, \theta)$ for small $\theta > 0$ is given by the table 8.

Table 8: Examples of LAO alternative density $g(x, \theta)$ for statistic $I_n^{(k)}$

	Alternative density $g(x, \theta)$ as $\theta \rightarrow +0$, $x \geq 1$
$k = 3$	$g(x, \theta) = \frac{1}{x^2} \left(1 + \theta \left(\frac{9}{8x^2} + \frac{3 \ln x}{2x} - \frac{1}{x} - \frac{1}{4} \right) \right)$
$k = 4$	$g(x, \theta) = \frac{1}{x^2} \left(1 + \theta \left(\frac{12 \ln s}{5s} - \frac{4}{5s^3} + \frac{18}{5s^2} - \frac{13}{5s} - \frac{3}{10} \right) \right)$

4.2 LAO conditions for $D_n^{(k)}$

Now let consider the Kolmogorov type statistic $D_n^{(k)}$ with the family of kernels Ξ_k and their projections $\xi_k(x; t)$ from (9). After simple calculations we get

$$\int_1^\infty \xi_k(x; t) h(x) dx = \int_1^\infty \xi_k(x; t) h_0(x) dx, \quad \forall t \in [1, \infty).$$

Hence the local efficiency takes the form

$$e^B(D_n^{(k)}) = \lim_{\theta \rightarrow 0} \left[b_D^2(\theta) / \sup_{t \geq 1} (k^2 \delta_k^2(t)) \cdot 2K(\theta) \right] = \frac{\sup_{t \geq 1} \left(\int_1^\infty \xi_k(x; t) h_0(x) dx \right)^2}{\sup_{t \geq 1} \left(\int_1^\infty \xi_k^2(x; t) \frac{dx}{x^2} \cdot \int_1^\infty h_0^2(x) x^2 dx \right)} \leq 1.$$

We can apply once again the Cauchy-Schwarz inequality to the numerator in the last ratio. It follows that the sequence of statistics D_n is locally asymptotically optimal, and $e^B(D_n^{(k)}) = 1$ iff

$$h(x) = (C_3 \xi_k(x; t_0) + C_4 (\ln x - 1)) \cdot \frac{1}{x^2} \quad \text{for } t_0 = \arg \sup_{t \geq 1} \delta_k^2(t)$$

and some constants $C_3 > 0$ and C_4 .

The distributions with such $h(x)$ form the domain of LAO in the class \mathcal{G} . The simplest examples are given in the table 9.

Table 9: Examples of LAO alternative density $g(x, \theta)$ for statistic $D_n^{(k)}$

	Alternative densities $g(x, \theta)$ as $\theta \rightarrow +0, x \geq 1$
$k = 3$	$g(x, \theta) = \frac{1}{x^2} \left(1 + \theta \left(\frac{1}{t_1} \left(\frac{1}{x^2} - \frac{2}{x} + \frac{2}{3} \right) - \mathbf{1}\{x \geq t_1\} \left(\left(\frac{t_1}{x} \right)^2 - \frac{2t_1}{x} + \frac{2}{3} \right) \right) \right)$ $t_1 = \arg \max_{t \geq 1} \left(\frac{1}{45t^4} (4t^3 + 4t^2 - 15t + 7) \right) \approx 1.9395$
$k = 4$	$g(x, \theta) = \frac{1}{x^2} \left(1 + \theta \left(\frac{1}{t_2} \left(\left(1 - \frac{1}{x} \right)^3 - \frac{1}{4} \right) - \mathbf{1}\{x \geq t_2\} \left(- \left(\frac{t_2}{x} \right)^3 + 3 \left(\frac{t_2}{x} \right)^2 - \frac{3t_2}{x} + \frac{3}{4} \right) \right) \right)$ $t_2 = \arg \max_{t \geq 1} \left(\frac{1}{560t^5} (45t^4 + 45t^3 - 252t^2 + 224t - 62) \right) \approx 2.1810$

5 Conclusion

We constructed two new tests for goodness-of-fit testing for Pareto distribution based on the new characterization for the Pareto distribution. We describe their limit distribution and large deviations. The Bahadur efficiency for some alternatives has been obtained and it turned out reasonably high. Also we derived the conditions of local optimality for our tests.

References

- [1] Ahsanullah M. A characteristic property of the exponential distribution. — Ann. Statist., 5 (3) (1977), 580 – 582.
- [2] Ahsanullah M. On characterizations of the uniform distribution based on functions of order statistics. — Allgarh J. of Statist., 9 (1989), 1 – 6.
- [3] R. R. Bahadur. Some limit theorems in statistics. SIAM, Philadelphia, 1971.
- [4] J. Beirlant, T. de Wet, Y. Goegebeur. A goodness-of-fit statistic for the Pareto-type behavior.— J. of Computational and Applied Mathematics., 186(2006), 99 - 116.
- [5] A. DasGupta, Asymptotic Theory of Statistics and Probability. Springer, New York, 2008.

- [6] S. Gulati, S. Shapiro. Goodness of fit tests for the Pareto distribution.— *Statistical Models and Methods for Biomedical and Technical Systems* (2008), 263 – 277. Birkhäuser, Boston, (F. Vonta, M. Nikulin, N. Limnios, C. Huber, eds.).
- [7] R. Helmers, P. Janssen, R. Serfling. Glivenko-Cantelli properties of some generalized empirical DF's and strong convergence of generalized L-statistics. — *Probab. Theory Relat. Fields* **79** (1988), 75–93.
- [8] W. Hoeffding. A class of statistics with asymptotically normal distribution. — *Ann. Math. Statist.*, **19** (1948), 293-325.
- [9] P. L. Janssen. Generalized empirical distribution functions with statistical applications. Limburgs Universitair Centrum, Diepenbeek, 1988.
- [10] M. Jovanovic, B. Milosevic, M. Obradovic. Goodness of fit tests for Pareto distribution based on a characterization and their asymptotics. arXiv:1310.5510, accepted for publication in *Statistics*, 2014, DOI:10.1080/02331888.2014.919297.
- [11] V. S. Korolyuk, Yu. V. Borovskikh. *Theory of U -statistics*. Kluwer, Dordrecht, 1994.
- [12] C. Ley, D. Paindaveine. Le Cam optimal tests for symmetry against Ferreira and Steel's general skewed distribution. — *J. Nonparam. Stat.*, **21** (2008), 943 – 967.
- [13] V. V. Litvinova. Asymptotic properties of goodness-of-fit and symmetry tests based on characterizations. Ph.D. Thesis. Saint-Petersburg University, 2004.
- [14] G.V. Martynov. Cramér-von Mises test for the Weibull and Pareto Distributions.— *Proceedings of Dobrushin intern. conf. Moscow*, (2009), 117 – 122.
- [15] Ya. Nikitin. *Asymptotic efficiency of nonparametric tests*. Cambridge University Press, New York, 1995.
- [16] Ya. Yu. Nikitin. Bahadur efficiency of a test of exponentiality based on a loss of memory type functional equation. *J. Nonparam. Stat.*, **6** (1996), N 1, 1326.
- [17] Ya. Yu. Nikitin. Large deviations of U -empirical Kolmogorov-Smirnov tests, and their efficiency. — *J. Nonparam. Stat.*, **22** (2010), 649 – 668.
- [18] Ya. Yu. Nikitin, I. Peaucelle. Efficiency and local optimality of distribution-free tests based on U - and V - statistics. *Metron* **LXII** (2004), 185 - 200.
- [19] Ya. Yu. Nikitin, E. V. Ponikarov. Rough large deviation asymptotics of Chernoff type for von Mises functionals and U -statistics. — *Proc. of St.Petersburg Math.*

- Society, **7** (1999), 124–167. Engl. transl. in AMS Transl., ser.2, **203** (2001), 107 - 146.
- [20] Ya. Yu. Nikitin, A. V. Tchirina. Bahadur efficiency and local optimality of a test for the exponential distribution based on the Gini statistic.— *Statist. Meth. and Appl.*, **5** (1996), 163 –175.
- [21] Ya. Yu. Nikitin, K. Yu. Volkova. Asymptotic efficiency of goodness-of-fit test for power distribution based on Puri-Rubin characterization. — Part 18, *Zapiski Nauchnykh Seminarov POMI*, **408** (2012), POMI, St. Petersburg, 115 – 130.
- [22] Ya. Yu. Nikitin, K. Yu. Volkova. Asymptotic efficiency of exponentiality tests based on order statistics characterization. — *Georgian Math. Journ.*, **17** (2010), 749 – 763.
- [23] R. F. Rank, *Statistische Anpassungstests und Wahrscheinlichkeiten grosser Abweichungen*. Vom Fachbereich Mathematik der Universität Hannover zur Erlangung des Grades Doktor der Naturwissenschaften Dr. rer.nat. genehmigte Dissertation, Hannover, 1999.
- [24] M.L. Rizzo. New goodness-of-fit tests for Pareto distribution.— *Astin Bulletin*, 39(2) (2009), 691 – 715.
- [25] B. W. Silverman. Convergence of a class of empirical distribution functions of dependent random variables.— *Ann. Probab.* **11** (1983), 745-751.