

# Sparse solution of the Lyapunov equation for large-scale interconnected systems<sup>★</sup>

Aleksandar Haber and Michel Verhaegen

Delft University of Technology, 2628 CD Delft, The Netherlands

---

## Abstract

In this paper we consider the problem of computing a sparse approximate solution of the continuous-time Lyapunov equation for large-scale interconnected (distributed) systems. Specifically, we show that if the coefficient matrices of the Lyapunov equation are symmetric, sparse banded matrices then the solution exhibits off-diagonally decaying behavior. On the basis of this important insight, we develop a computationally efficient method for approximating the solution of the Lyapunov equation by a sparse banded matrix. The computational and memory complexities of the developed method are linear in the size of coefficient matrices. Consequently, the developed method is computationally feasible for interconnected systems with a very large number of subsystems. The results of this paper can be generalized for the sparse coefficient matrices whose first few powers are sparse matrices. Furthermore, the results of this paper can be used to compute a sparse approximate solution of the Sylvester equation in which coefficient matrices are sparse. This novel approximation method opens the door to the development of computationally efficient methods for approximating the solution of the large-scale Riccati equation by a sparse matrix.

---

## 1 Introduction

Large-scale interconnected systems consist of the interconnection of a large number of dynamical subsystems [1–20]. The focus of this paper is on the large-scale interconnected systems described by state-space models with sparse matrices. The importance of this class of interconnected systems can be best illustrated by the fact that the state-space models with sparse banded matrices are obtained by discretizing Partial Differential Equations (PDEs) using the finite difference or finite element methods [21, 22]. Each discretization node or a group of discretization nodes can be seen as a subsystem, and the discretization mesh can be interpreted as a dynamical network [22].

The Lyapunov and Sylvester equations are ubiquitous in systems and control theory and in signal processing. For us, the most interesting application of the Lyapunov equation, is in the methods for solving the optimal control (estimation) problems of large-scale systems. Namely, the solution of the Linear Quadratic (LQ) optimal control problem can be found by solving the Riccati equation. A widely used method for solving the Riccati equation is the Newton method [23–29]. In each step of the Newton method it is necessary to solve the Lyapunov or Sylvester equations (or the Stein equation for discrete-time systems, see for example [30]). Further applications of the Lyapunov and Sylvester equations can be found in [31].

*The goal of this paper is to analyze the solution of the Lyapunov equation for large-scale interconnected systems and to develop a computationally efficient method for approximating the solution by a sparse matrix. Specifically, we consider the large-scale, continuous-time Lyapunov equation:*

$$\underline{A}\underline{X} + \underline{X}\underline{A}^T = \underline{P} \quad (1)$$

where  $\underline{A} \in \mathbb{R}^{Nn \times Nn}$  is a sparse matrix describing the global dynamics of an interconnected system,  $\underline{X} \in \mathbb{R}^{Nn \times Nn}$  is a solution that we search for,  $\underline{P} \in \mathbb{R}^{Nn \times Nn}$  is a sparse, negative definite matrix,  $N$  is a very large number representing the total number of subsystems (for example, for discretized PDEs  $N$  can be in the order of  $10^6$  or even larger), and  $n \ll N$  is the state order of the subsystems. The (block) sparsity pattern of  $\underline{A}$  describes the interconnection structure of the large-scale system, for more details see Section 2. Obviously, finding the solution of (1) is a computationally challenging task. The computational challenges in solving the Lyapunov equation for large-scale systems are maybe best described by the author of the recent survey [31] on linear matrix equations: “A distinctive feature in the large-scale setting is that coefficient matrices (the matrices  $\underline{A}$  and  $\underline{P}$ ) may be sparse, the solution matrix is usually dense and thus impossible to store in memory... For  $\underline{A}$  in the order of  $10^4$  or larger the solution cannot be stored explicitly...”

A large variety of methods for solving the large-scale

---

<sup>★</sup> Corresponding author: A. Haber, email address: aleksandar.haber@gmail.com.

Lyapunov equation are coping with this problem by searching for a low rank approximation  $\tilde{X} = ZZ^T$  to the "true" solution  $X$ , where  $Z$  is the "tall" matrix that is computed and stored [31]. However, the approximate solution in the form of  $\tilde{X} = ZZ^T$  is completely dense (fully populated). Taking into account that the Newton method solves the Riccati equation by solving series of the Lyapunov equations, the solution of the Riccati equation is also dense. This implies that the feedback matrix of the LQ control law is also dense. However, for the distributed control of large-scale interconnected systems, we would like to compute a sparse feedback matrix [18, 32, 33]. Namely, sparse feedback matrix enables us to implement the controller on a network of sensors, actuators and computing units that communicate locally. On the other hand, due to the fact that the computational and memory complexities of multiplying a vector with a sparse matrix are linear, sparse feedback matrix implies that the centralized LQ control law can be implemented with linear complexity.

In Section 5, we show that if it is possible to accurately approximate the solution of the Lyapunov equation by a sparse matrix, then using the inexact Newton methods [25] it is possible to determine a sparse approximate solution of the Riccati equation. *That is, if the solution of the Lyapunov equation can be accurately approximated by a sparse matrix, then the LQ feedback matrix can be approximated by a sparse matrix.*

In [32–34] methods have been developed for computing sparse, optimal feedback gains. However, the computational and memory complexities of these methods are at least  $O(N^3)$  and  $O(N^2)$ , respectively, and consequently, these methods are not applicable to large-scale systems. The above explained problems motivate us to search for the answers to the following questions:

- (1) Is the solution  $X$  *spatially localized*? Under the term of "spatially localized matrix", we understand a matrix whose entries decay very quickly in magnitude outside some sparsity pattern (for example, outside a bandwidth of a matrix) [35]. Off-diagonally decaying matrices [35–37] are typical examples of spatially localized matrices. Roughly speaking, the off-diagonal elements of these matrices decay as they are further away from the main diagonal.
- (2) Can the solution of (1) be accurately approximated by a sparse matrix, and can this approximate solution be computed with  $O(N)$  computational and memory complexities? There is a strong correlation between this question and the first one, because if a matrix is spatially localized then it can be accurately approximated by a sparse matrix [1].

Regarding the first question, in this paper we show that if the coefficient matrices  $A$  and  $P$  are banded, symmetric matrices, then the solution of the Lyapunov equation is an off-diagonally decaying matrix. This is shown by proving that the matrix exponential of  $A$  is an

off-diagonally decaying matrix, as well as by approximating the *integral representation* [38] of the solution of the Lyapunov equation. On the basis of this important insight, we develop an  $O(N)$  method for approximating the solution of the Lyapunov equation by a sparse, banded matrix. The results of this paper can also be generalized to the case of sparse matrices  $A$  whose first few powers are also sparse matrices (see Section 4.3). The results of this paper will be additionally used in future papers to develop a computationally efficient method for computing a sparse, approximate solution of the Riccati equation and consequently to develop an efficient method for approximating the LQ feedback matrix by a sparse matrix.

This paper is organized as follows. In Section 2, we define the problem of approximating the solution of the Lyapunov equation. In Section 3, we prove that the matrix exponential of  $A$  is an off-diagonally decaying matrix and we present a computationally efficient method for approximating the matrix exponential by a sparse matrix. In Section 4, we show that the solution of the Lyapunov equation is an off-diagonally decaying matrix and we develop a method for approximating the solution by a sparse banded matrix. In Section 5, we explain the relations between the solution of the Lyapunov equation, solution of the Riccati equation and the solution of the LQ control problem. In Section 6, we present numerical experiments, and in Section 7, we present conclusions and discuss the future work.

## 2 Problem formulation

First we explain the used notation. The notation  $X = [x_{i,j}]$  denotes a matrix whose  $(i, j)$  entry is  $x_{i,j}$ , whereas  $X = [X_{i,j}]$  denotes a block matrix whose  $(i, j)$  entry is the matrix  $X_{i,j}$ . The notation  $\mathbf{z} = \text{col}(\mathbf{z}_1, \mathbf{z}_2, \dots, \mathbf{z}_M)$  denotes a column vector:  $\mathbf{z} = [\mathbf{z}_1^T \mathbf{z}_2^T \dots \mathbf{z}_M^T]^T$ . Next,  $X = \text{diag}(X_1, X_2, \dots, X_M)$  denotes a block diagonal matrix, with the matrices  $X_1, X_2, \dots, X_M$  on the main diagonal. An  $N \times N$  matrix  $X = [x_{i,j}]$  is called the *sparse banded matrix* if there exists an even positive integer  $s$  such that  $x_{i,j} = 0$  when  $|i - j| > s/2$ , and  $s \ll N$ . The number  $s$  is called the *bandwidth* of  $X$  and we say that the matrix  $X$  is *s-banded*. For example, a tridiagonal matrix has the bandwidth equal to 2. If the matrix  $X_1$  has the bandwidth  $s_1$  and the matrix  $X_2$  has the bandwidth  $s_2$ , then the product  $X_1 X_2$  has the bandwidth equal to  $s_1 + s_2$ . The notation  $\exp(X)$  denotes the exponential of the matrix  $X$ . The notations  $\|X\|_2$  and  $\|X\|_F$  denote the 2-norm and the Frobenius norm of  $X$ , respectively. We have  $\|X\|_F = \sqrt{\text{tr}(X^T X)}$ , where  $\text{tr}(X^T X)$  denotes the trace of  $X^T X$ . We consider a subsystem  $\mathcal{S}_i$ :

$$\mathcal{S}_i \begin{cases} \dot{\mathbf{x}}_i(t) = A_{i,i}\mathbf{x}_i(t) + \sum_{j=i-b, j \neq i}^{j=i+b} A_{i,j}\mathbf{x}_j(t) \\ \mathbf{y}_i(t) = C_i\mathbf{x}_i(t) \end{cases} \quad (2)$$

where  $\mathbf{x}_i(t) \in \mathbb{R}^n$  is the local state of the subsystem  $\mathcal{S}_i$  and  $\mathbf{y}_i(t) \in \mathbb{R}^r$  is the local output,  $A_{i,j} \in \mathbb{R}^{n \times n}$  and  $C_i \in \mathbb{R}^{r \times n}$  and  $t$  is time. The state-space model of the global system (dynamical network)  $\mathcal{S}$  is:

$$\mathcal{S} \begin{cases} \dot{\mathbf{x}}(t) = \underline{A}\mathbf{x}(t) \\ \mathbf{y}(t) = \underline{C}\mathbf{x}(t) \end{cases} \quad (3)$$

where  $\mathbf{x}(t) = \text{col}(\mathbf{x}_1(t), \dots, \mathbf{x}_N(t))$ ,  $\mathbf{y}(t) = \text{col}(\mathbf{y}_1(t), \dots, \mathbf{y}_N(t))$ ,  $\underline{A} \in \mathbb{R}^{Nn \times Nn}$  and  $\underline{C} \in \mathbb{R}^{Nr \times Nn}$ . The vectors  $\mathbf{x}(t) \in \mathbb{R}^{Nn}$  and  $\mathbf{y}(t) \in \mathbb{R}^{Nr}$  are called the *global state* and *global output*, respectively. We assume that the total number of subsystems  $N$  is a very large number and that  $n \ll N$ . Furthermore, we assume that  $b \ll N$ . That is, we assume that the matrix  $\underline{A}$  is a sparse banded matrix. The bandwidth of  $\underline{A}$  is denoted by  $m$ . For presentation clarity we assume that the matrix  $\underline{A}$  is symmetric. The theory presented in this paper can be generalized for the matrices  $\underline{A}$  whose first few powers are sparse matrices (see Section 4.3). For example, the state-space model (3) can be obtained by discretizing the 2D and 3D partial differential equations using the finite difference methods [21, 22]. Finally, we assume that the matrix  $\underline{P}$  in (1) is a sparse, banded matrix with the bandwidth equal to  $l$ , where  $l \ll N$ .

The solution of the Lyapunov equation (1) of the global system (3), has the integral representation given in the following theorem.

**Theorem 1** [38] Suppose that (symmetric)  $\underline{A}$  is asymptotically stable. Then the (unique) solution of the Lyapunov equation (1) can be written as:

$$\underline{X} = - \int_0^\infty \exp(t\underline{A}) \underline{P} \exp(t\underline{A}) dt \quad (4)$$

**Proof:** See the proof of Theorem 13.19 and see Theorem 13.23 in [38].  $\square$

For the sequel we will assume that the matrix  $\underline{A}$  is asymptotically stable. Our first goal is to approximate the integral (4) by a sparse banded matrix. This will be achieved by first showing that the matrix  $\exp(t\underline{A})$  belongs to the class of off-diagonally decaying matrices and by approximating the matrix exponential by a sparse banded matrix using the Chebyshev matrix polynomials.

On the other hand, the solution of (1) can be found by solving the following optimization problem [39]:

$$\min_{\underline{X}} \|\underline{P} - \underline{A}\underline{X} - \underline{X}\underline{A}^T\|_F^2 \quad (5)$$

The standard method for solving this optimization problem is the steepest descent method. If the initial guess of the steepest descent method is far away from the optimal solution of (5), then the steepest descent method needs

a large number of iterations to converge. Our numerical results show that when the steepest descent method is initialized with the approximate solution of (4), then it needs a relatively small number of iterations to converge. In this way, the accuracy of the approximation of (4) can be additionally improved. To summarize, the goal of this paper is to develop a 2-steps method for approximating the solution of the Lyapunov equation. In the first step, the integral (4) is approximately solved. In the second step, using this approximate solution as an initial guess, the steepest descent method is applied to (5).

### 3 Off-diagonal decaying matrices and Chebyshev approximation of matrix exponential

In this section we will first show that the matrix function  $\exp(t\underline{A})$  belongs to the class of off-diagonally decaying matrices and then we will approximate it using the Chebyshev matrix polynomials. The off-diagonally decaying matrices can be defined as follows (see also Section 4.3) [35, 37, 40, 41].

**Definition 2** We say that an  $Nn \times Nn$  matrix  $Z = [z_{i,j}]$  is an off-diagonally decaying matrix if there exist  $\tau > 0$  and  $\rho \in (0, 1)$  such that

$$|z_{i,j}| \leq \tau \rho^{|i-j|} \quad (6)$$

for all  $i, j = 1, \dots, Nn$ .  $\square$

The constant  $\rho$  is usually referred to as the *decay rate* of  $Z$  [41]. In [37] it has been shown that the inverses of banded, positive definite matrices, are off-diagonally decaying matrices. Furthermore, in [42] it has been shown that the functions of symmetric, sparse banded matrices also exhibit a form of off-diagonal decay. Finally, in [35] this result has been extended to diagonalizable, sparse matrices. Using the theory developed in [42], we will prove that  $\exp(t\underline{A})$  is an off-diagonally decaying matrix. To do so, we will have to shift and scale  $\underline{A}$  such that the eigenvalues of the shifted and scaled matrix belong to the interval  $[-1, 1]$  on the real axis.

Let the constants  $a$  and  $b$  be defined as follows  $a = \lambda_{\min}(\underline{A})$  and  $b = \lambda_{\max}(\underline{A})$ , where  $\lambda_{\min}(\cdot)$  and  $\lambda_{\max}(\cdot)$  denote minimal and maximal eigenvalues. Because the matrix  $\underline{A}$  is a symmetric, asymptotically stable matrix, we have that  $a < 0$  and  $b < 0$  and  $|b| \leq |a|$ . Because the matrix  $\underline{A}$  is sparse, the extreme eigenvalues  $a$  and  $b$  can be computed with  $O(N)$  complexity [35, 43].

The standard way for analyzing the behavior of matrix functions is to formally substitute the matrix argument  $\underline{A}$  by a complex variable  $z$  and to use the results from the complex analysis [35, 42]. Following this practice, we transform the matrix function  $\exp(t\underline{A})$  into a complex function  $\exp(tz)$ , where  $z$  belongs to a domain that contains the spectrum of  $\underline{A}$ , that is,  $z \in [a, b]$ . It is obvious that the eigenvalues of  $t\underline{A}$  are in the interval  $[ta, tb]$ . The next step is to transform this interval into the interval  $[-1, 1]$ . This can be achieved by defining a new variable

$w$  as follows:

$$w = \frac{2tz - t(a+b)}{t(b-a)} \quad (7)$$

In the sequel we define some functions and matrix expressions that will be used to prove Theorem 3. It can be easily seen that when  $tz \in [ta, tb]$  then  $w \in [-1, 1]$ . From (7) we have:

$$tz = \frac{t}{2}((b-a)w + a + b) \quad (8)$$

Using (8), we have:

$$\exp(tz) = \exp\left(\frac{t}{2}((b-a)w + a + b)\right) \quad (9)$$

Let  $\underline{A}_1$  be a matrix corresponding to the complex variable  $w$ . By substituting  $w$  with  $\underline{A}_1$  and  $z$  by  $\underline{A}$  in (7), we obtain:

$$\underline{A}_1 = \frac{2}{b-a}\underline{A} - \frac{a+b}{b-a}I \quad (10)$$

The eigenvalues of  $\underline{A}_1$  belong to the interval  $[-1, 1]$ . Similarly, from (8) we obtain:

$$t\underline{A} = \frac{t}{2}((b-a)\underline{A}_1 + (a+b)I) \quad (11)$$

By substituting  $t\underline{A}$  in  $\exp(t\underline{A})$  with (11), we define the function  $f(\underline{A}_1)$ :

$$f(\underline{A}_1) = \exp\left(\frac{t}{2}((b-a)\underline{A}_1 + (a+b)I)\right) \quad (12)$$

It is obvious that  $f(\underline{A}_1) = \exp(t\underline{A})$ , and consequently, the behavior of  $f(\underline{A}_1)$  is identical to the behavior of  $\exp(t\underline{A})$ . The following theorem proves that  $\exp(t\underline{A})$  is an off-diagonally decaying matrix.

**Theorem 3** *Let  $\chi$  be a positive real number that is larger than 1. Then the matrix  $\exp(t\underline{A})$  is an off-diagonally decaying matrix with the parameters  $\tau$  and  $\rho$  defined by:*

$$\begin{aligned} \tau &= \frac{2\chi}{\chi-1} \exp\left(\frac{t}{2}\left(a+b+(b-a)\frac{(\chi^2+1)}{2\chi}\right)\right), \\ \rho &= \chi^{-\frac{2}{m}} \end{aligned} \quad (13)$$

**Proof:** given in Appendix 7.1.  $\square$

Let  $\exp(t\underline{A}) = [e_{i,j}]$ . Theorem 3 shows that  $|e_{i,j}|$  is bounded by the product  $\tau(\chi)\rho(\chi)^{|i-j|}$ , where  $\chi$  is any real number in the interval  $(1, \infty)$ . Similarly to Theorem

4 in [41], the minimum of the function  $\tau(\chi)\rho(\chi)^{|i-j|}$  with respect to  $\chi$  can be found, and consequently, the smallest upper bound on  $|e_{i,j}|$  can be determined. For brevity we do not derive this smallest upper bound. In Numerical experiments section we plot the function  $\tau(\chi)\rho(\chi)^{|i-j|}$  for fixed  $|i-j|$  (see Fig. 3), and on the basis of this figure we find  $\chi$  for which the function  $\tau(\chi)\rho(\chi)^{|i-j|}$  is minimal. This value is used to find the smallest upper bound on  $|e_{i,j}|$ .

Next, from (13) it can be observed that the parameter  $\tau$  also depends on the spectrum of  $\underline{A}$  (that is, on the extreme eigenvalues  $a$  and  $b$ ) and on time  $t$ . *The dependence of the off-diagonal decay rate of  $\exp(t\underline{A})$  on the spectrum of  $\underline{A}$  is not surprising, because it is very-well known that the off-diagonal decay of matrix functions, such as the inverse of banded  $\underline{A}$ , is faster if the condition number of  $\underline{A}$  is smaller [37].* The analysis of the dependence of the off-diagonal decay rate of  $\exp(t\underline{A})$  on the condition number of  $\underline{A}$  is most likely non-trivial and is left for future research. Finally, from (13) we can see that the decay rate is faster if the bandwidth  $m$  of the matrix  $\underline{A}$  is smaller (the decay is faster if the decay rate  $\rho$  is smaller). This suggests that the matrix exponentials of sparse, banded matrices have fast off-diagonal decay rate.

*Because  $\exp(t\underline{A})$  is an off-diagonally decaying matrix, it can be approximated by a banded matrix using the Chebyshev series [35, 44].*

### 3.1 Chebyshev series approximation of matrix exponential

Because the spectrum of  $\underline{A}_1$  belongs to the interval  $[-1, 1]$ , the truncated Chebyshev series expansion of the matrix exponential is defined by [35]:

$$\begin{aligned} f(\underline{A}_1) &\approx \tilde{f}(\underline{A}_1), \\ \tilde{f}(\underline{A}_1) &= \frac{c_1}{2}I + \sum_{k=2}^M c_k T_k(\underline{A}_1) = \sum_{k=1}^M {}'c_k T_k(\underline{A}_1) \end{aligned} \quad (14)$$

where  $c_k \in \mathbb{R}$  are the Chebyshev coefficients,  $T_k(\underline{A}_1) \in \mathbb{R}^{Nn \times Nn}$  are the Chebyshev (matrix) polynomials of the first kind, and the symbol  $\sum_{k=1}^M {}'$  means that the first term in the sum is halved [45]. The Chebyshev polynomials are defined by [35]:

$$T_1 = I, T_{k+1} = 2\underline{A}_1 T_k - T_{k-1}, k = 2, 3, \dots \quad (15)$$

The Chebyshev coefficients can be approximated by [35] (see Remark 4):

$$c_k \approx \frac{2}{R} \sum_{j=1}^R f(\cos(\theta_j)) \cos((k-1)\theta_j) \quad (16)$$

where  $\theta_j = \pi(j - \frac{1}{2})/R$  and  $R$  is a sufficiently large positive integer.

**Remark 4** An alternative way for computing the Chebyshev coefficient of the exponential function is based on the Bessel functions, see the equation (2.1) in [44].  $\square$

By substituting in (12) the matrix  $\underline{A}_1$  with  $w$ , and  $I$  with 1, we define:

$$f(w) = \exp\left(\frac{t}{2}((b-a)w + a + b)\right) \quad (17)$$

Substituting in (17) the argument  $w$  with  $\cos(\theta_j)$  we define:

$$f(\cos(\theta_j)) = \exp(t\hat{q}_j), \quad \hat{q}_j = \frac{(b-a)\cos(\theta_j) + a + b}{2} \quad (18)$$

The Chebyshev approximation error is defined by  $\epsilon_M = \|f(\underline{A}_1) - \tilde{f}(\underline{A}_1)\|_2$ . It can be easily shown (see for example, Section 4.1 in [35]) that the upper bound on  $\epsilon_M$  is given by:

$$\epsilon_M \leq \sum_{k=M+1}^{\infty} |c_k| \quad (19)$$

That is, the approximation error does not depend on the dimensions of the matrix  $\underline{A}_1$ . On the other hand in [44] it has been shown that:

$$\epsilon_M \leq \sum_{k=M+1}^{\infty} |c_k| \leq 2 \exp(ta) K_2(M, b, t) \quad (20)$$

where  $K_2(M, b, t)$  is a constant depending on  $M, b$  and  $t$ , for more details see the equations (2.2) and (2.3) in [44]. By approximately computing the right-hand side of (19) or by computing (20), we can find  $M$  (the maximum order of the Chebyshev polynomials) for which the approximation error is relatively small. However, if  $M$  is large, then the Chebyshev approximation  $\tilde{f}(\underline{A}_1)$  is fully populated matrix. Namely, from (15) we see that each Chebyshev polynomial can be expressed as the sum of powers of  $\underline{A}_1$ . Because the matrix  $\underline{A}_1$  is  $m$ -banded, the matrix  $\underline{A}_1^k$  is  $km$  banded,  $k = 1, \dots, M$ . That is, for large  $k$ , the matrix  $\underline{A}_1^k$  becomes fully populated. Because  $N$  is large ( $N$  is the total number of local subsystems), it might not be possible to compute and to store  $\underline{A}_1^k$ . This implies that in order to ensure the matrix  $\tilde{f}(\underline{A}_1)$  is sparse and to guarantee that it can be computed and stored with  $O(N)$  complexity,  $M$  needs to be kept small. If the off-diagonal decay rate of  $\exp(t\underline{A})$  is fast, then the numerical results show that even for small  $M$ , the approximation accuracy is relatively good. However, if the off-diagonal decay rate is not fast, selecting relatively small  $M$  can seriously compromise the approximation accuracy. One of the ways to resolve this problem is to employ the

numerical dropping or sparsification technique [1, 35]. The sparsified Chebyshev polynomials are defined by:

$$T_{k+1} = \mathcal{D}(2\underline{A}_1 T_k - T_{k-1}), \quad k = 2, 3, \dots \quad (21)$$

where the sparsification operator  $\mathcal{D}(Z)$ , acting on an arbitrary matrix  $Z = [z_{i,j}]$ , is defined by:

$$\mathcal{D}(Z) = \begin{cases} z_{i,j}, & |i-j| \leq d/2 \\ 0, & |i-j| > d/2 \end{cases} \quad (22)$$

where  $d$  is the prescribed bandwidth. By setting to zero entries of  $2\underline{A}_1 T_k - T_{k-1}$  that are outside the bandwidth  $d$  (which should be relatively small), the sparsification operator ensures that each Chebyshev polynomial  $T_{k+1}$  remains sparse banded matrix. In this way we can select large  $M$  and ensure that the matrix  $\tilde{f}(\underline{A}_1)$  can be computed with  $O(N)$  memory and computational complexities. The parameter  $d$  can be selected using the results of Theorem 3. First, the parameter  $\chi$  should be selected such that the function  $\tau(\chi)\rho(\chi)$  has the minimum value. Let the value of such a parameter be denoted by  $\chi^*$ . Then, we can find  $|i-j|$  for which the quantity  $\tau(\chi^*)\rho(\chi^*)^{|i-j|}$  is relatively small. Finally, we can select any  $d \geq 2|i-j|$ . In this way, we ensure that we do not unnecessarily spend computation time on entries of the matrix exponential that are very small.

## 4 Approximate solution of the Lyapunov equation and off-diagonal decay

Using the results of the previous section, in this section we show that the solution of the Lyapunov equation exhibits a form of off-diagonal decay. On the basis of this insight, we develop a novel method for approximating the solution of the Lyapunov equation by a sparse banded matrix. At the end of this section, we discuss the generalization of the proposed methods to matrices whose sparsity patterns are more general than sparse banded sparsity patterns.

### 4.1 The off-diagonal decay of the solution to Lyapunov equation

Consider the "true" solution of the Lyapunov equation (4). Because in Theorem 3 we proved that  $\exp(t\underline{A})$  is an off-diagonally decaying matrix, by looking at the integral in (4), intuitively it should be clear that the matrix  $\underline{X}$  exhibits some form of off-diagonal decay. In the sequel we will show this. For presentation clarity, we will first consider a special case, when the matrix  $\underline{P}$  is a diagonal matrix, and then we will consider a more general case when the matrix  $\underline{P}$  is a sparse banded matrix.

**Theorem 5** Suppose that  $\underline{P} = \gamma I$ ,  $\gamma < 0$ . Let the condition number of  $\underline{A}$  be denoted by  $\kappa$ . Then the solution  $\underline{X}$  of

the Lyapunov equation (1) is an off-diagonally decaying matrix, with

$$\tau = \frac{|\gamma|}{2} K_1, \quad K_1 = \|A^{-1}\|_2 \max \left\{ 1, \frac{(1 + \sqrt{\kappa})^2}{2\kappa} \right\},$$

$$\rho = \left( \frac{\sqrt{\kappa} - 1}{\sqrt{\kappa} + 1} \right)^{\frac{2}{m}} \quad (23)$$

**Proof:** Because  $\underline{A}$  is symmetric, it is easy to see that  $\underline{X} = \left( \frac{2}{\gamma} \underline{A} \right)^{-1}$  satisfies the Lyapunov equation (1). On the other hand, because  $\gamma < 0$ , we have:

$$\underline{X} = \left( \frac{2}{\gamma} \underline{A} \right)^{-1} = \frac{|\gamma|}{2} (-\underline{A})^{-1} \quad (24)$$

Furthermore, because  $\underline{A}$  is a stable symmetric matrix, its eigenvalues are real and negative. That is, the matrix  $\underline{A}$  is negative definite. This implies that the matrix  $-\underline{A}$  is positive definite. Let  $(-\underline{A})^{-1} = [a_{i,j}]$ . Then from Theorem 2.4 in [37] it follows that the matrix  $(-\underline{A})^{-1}$  is an off-diagonally matrix, that is

$$|a_{i,j}| \leq K_1 \rho^{|i-j|} \quad (25)$$

where  $K_1$  and  $\rho$  are given in (23). Let  $X = [x_{i,j}]$ , then from (24) we have that  $|x_{i,j}| = \frac{|\gamma|}{2} |a_{i,j}|$ . Taking into account (25) we obtain  $|x_{i,j}| \leq \tau \lambda^{|i-j|}$ . This completes the proof.  $\square$

From Theorem 5 we see that the decay rate of  $\underline{X}$  depends on the condition number of  $\underline{A}$ . Specifically, if  $\underline{A}$  is well-conditioned ( $\kappa$  is close to 1), then the decay rate is fast (the decay rate  $\rho$  is small). Now, does  $\underline{X}$  exhibit a similar behavior when  $\underline{P}$  is a sparse banded matrix? Not surprisingly, the answer is yes. To show this, we will use a result from [46]. From Theorem 4.3 in [46], we have that the solution of the Lyapunov equation can be approximated by:

$$\tilde{\underline{X}} = - \sum_{j=-q}^q \psi \omega_j \exp(\psi t_j \underline{A}) \underline{P} \exp(\psi t_j \underline{A}) \quad (26)$$

where  $q$  is a sufficiently large number and

$$\psi = \frac{3}{|b|}, \quad \omega_j = \left( q + q \exp \left( -2jq^{-1/2} \right) \right)^{-1/2}$$

$$t_j = \log \left( \exp \left( jq^{-1/2} \right) + \sqrt{1 + \exp \left( 2jq^{-1/2} \right)} \right) \quad (27)$$

In [46] it has been shown that the approximation error exponentially decreases with  $\sqrt{q}$ :

$$\|\underline{X} - \tilde{\underline{X}}\|_2 \leq K(\underline{A}) \|\underline{P}\|_2 \exp(-\sqrt{q}) \quad (28)$$

where the constant  $K(\underline{A})$  depends on  $a$  and  $b$ . That is, as  $q$  approaches infinity, the approximation error approaches zero. Because  $\exp(\psi t_j \underline{A})$  is an off-diagonally decaying matrix, the matrix  $\underline{P} \exp(\psi t_j \underline{A})$  also exhibits a form of off-diagonal decay. To show this, let  $\exp(\psi t_j \underline{A}) = [e_{i,j}]$  and  $\underline{P} = [p_{i,j}]$ , and let  $\underline{P} \exp(\psi t_j \underline{A}) = [z_{i,j}]$ , then we have:

$$z_{i,j} = \sum_{s=-l/2}^{l/2} p_{i,i+s} e_{i+s,j} \quad (29)$$

where  $l/2 + 1 \leq i \leq Nn - l/2$  and  $l$  is the bandwidth of  $\underline{P}$ . Because  $\exp(\psi t_j \underline{A})$  is an off-diagonally decaying matrix and because  $|p_{i,j}| \leq \|\underline{P}\|_2$ , we have:

$$|z_{i,j}| \leq \|\underline{P}\|_2 \tau \sum_{s=-l/2}^{l/2} \rho^{|i-j+s|} \quad (30)$$

For  $|i-j| \geq l/2$  from (30) it follows:

$$|z_{i,j}| \leq \tau_1 \rho^{|i-j|}, \quad \tau_1 = \|\underline{P}\|_2 \tau \sum_{s=-l/2}^{l/2} \rho^s \quad (31)$$

This shows that the elements  $|z_{i,j}|$  decay further away from the bandwidth  $l$ . On the other hand, when  $|i-j| < l/2$  then the entries  $z_{i,j}$  belong to the bandwidth  $l$  and from (30) it follows:

$$|z_{i,j}| \leq \|\underline{P}\|_2 \tau \left( \sum_{s=-l/2}^{-|i-j|} \rho^{-s-|i-j|} + \sum_{s=1}^{|i-j|+l/2} \rho^s \right) \quad (32)$$

Keeping in mind that  $|i-j| < l/2$  and  $\rho < 1$ , we have:

$$\begin{aligned} & \sum_{s=-l/2}^{-|i-j|} \rho^{-s-|i-j|} + \sum_{s=1}^{|i-j|+l/2} \rho^s < \sum_{s=-l/2}^{-|i-j|} \rho^{-s-|i-j|} + \sum_{s=1}^l \rho^s \\ & < \sum_{s=-l/2}^{l/2} \rho^{-s-|i-j|} + \sum_{s=1}^l \rho^s = \\ & \left( \rho^{-2|i-j|} \sum_{s=-l/2}^{l/2} \rho^{-s} + \rho^{-|i-j|} \sum_{s=1}^l \rho^s \right) \rho^{|i-j|} \\ & < \left( \rho^{-l} \sum_{s=-l/2}^{l/2} \rho^{-s} + \rho^{-l/2} \sum_{s=1}^l \rho^s \right) \rho^{|i-j|} \end{aligned} \quad (33)$$

From (32) and (33), for  $|i-j| < l/2$  we have

$$|z_{i,j}| < \tau_2 \rho^{|i-j|} \quad (34)$$

$$\tau_2 = \|\underline{P}\|_2 \tau \left( \rho^{-l/2} \left( \sum_{s=-l/2}^{l/2} \rho^{-s} \right) + \left( \sum_{s=1}^{l/2} \rho^s \right) \right) \quad (35)$$

It can be easily shown that the upper bound (34) is also valid for entries  $z_{i,j}$  for which  $i < l/2$  and  $i > Nn - l/2$ . Moreover, it can be shown that  $\tau_2 > \tau_1$ , which means that the upper bound in (34) holds true for all entries  $z_{i,j}$ . This shows that  $\underline{P} \exp(\psi t_j \underline{A})$  is an off-diagonally decaying matrix.

Now, we need to show that  $\exp(\psi t_j \underline{A}) \underline{P} \exp(\psi t_j \underline{A})$  is an off-diagonally decaying matrix. In [41] it has been shown that the product of two infinite-dimensional off-diagonally decaying matrices is an off-diagonally decaying matrix (see Lemma 7 in [41]). It is straightforward to generalize this result for finite matrices. That is, because  $\exp(\psi t_j \underline{A})$  and  $\underline{P} \exp(\psi t_j \underline{A})$  are off-diagonally decaying matrices, it implies that their product is an off-diagonally decaying matrix. This implies that the approximate solution (26) is a sum of off-diagonally decaying matrices. It is obvious that the sum of two off-diagonally decaying matrices is again an off-diagonally decaying matrix. *All this implies that the approximate solution of the Lyapunov equation, given by (26), is an off-diagonally decaying matrix. By increasing  $q$  in (26), the approximate solution approaches the true solution. Because by increasing  $q$  we are just summing up the off-diagonally decaying matrices, the sum remains an off-diagonally decaying matrix. This implies that the true solution  $\underline{X}$  of the Lyapunov equation is an off-diagonally decaying matrix.*

This insight is important because it implies that the solution of the Lyapunov equation can be approximated by a banded matrix. In the sequel we present a method for computing this approximate solution.

#### 4.2 Sparse solution of the Lyapunov equation

Let  $\exp(\psi t_j \underline{A})$  denote the matrix function  $\exp(\psi t \underline{A})$  in which  $t$  is substituted by  $t_j$ . Let  $\tilde{t}_j = \psi t_j$ . For each  $\tilde{t}_j$  we can compute an approximation  $\tilde{f}_j(\underline{A}_1)$  of the matrix exponential  $\exp(\tilde{t}_j \underline{A})$ . By substituting in (26) the matrix  $\exp(\tilde{t}_j \underline{A})$  with  $\tilde{f}_j(\underline{A}_1)$ , we define the approximate solution of the Lyapunov equation (see Remark 6):

$$\tilde{\underline{X}}_1 = - \sum_{j=-q}^q \psi \omega_j \tilde{f}_j(\underline{A}_1) \underline{P} \tilde{f}_j(\underline{A}_1) \quad (36)$$

Let us assume that each of the matrices  $\tilde{f}_j(\underline{A}_1)$ ,  $j = -q, \dots, q$  are computed using the sparsified Chebyshev polynomials (21). Consequently, the matrices  $\tilde{f}_j(\underline{A}_1)$  are sparse, banded matrices with the bandwidth equal to  $d$ . Because the bandwidth of  $\underline{P}$  is equal to  $l$ , we have that the total bandwidth of  $\tilde{f}_j(\underline{A}_1) \underline{P} \tilde{f}_j(\underline{A}_1)$  is  $2d + l$ . Because  $d \ll N$  and  $l \ll N$ , we have that  $2d + l \ll N$ , that is, the matrix  $\tilde{f}_j(\underline{A}_1) \underline{P} \tilde{f}_j(\underline{A}_1)$  is a sparse banded matrix. Furthermore, because the sum of matrices of equal bandwidths does not increase the bandwidth of the resulting sum, we have that  $\tilde{\underline{X}}_1$  is a sparse banded matrix with the bandwidth equal to  $2d + l$ . If  $q \ll N$

then it is obvious that (36) can be computed with  $O(N)$  computational and memory complexities.

**Remark 6** *The above explained method for approximating the solution of the Lyapunov equation is obtained by performing the following three approximations: 1) Approximation of the Chebyshev coefficients (16); 2) Approximation of the matrix exponential; 3) Approximation of the integral in (4). However, once the matrix exponential has been approximated, the integral in (4) can be computed exactly. In this way it is possible to establish an alternative method for approximating the solution of the Lyapunov equation. The derivation of this method is rather technical and for brevity we omit it. Because such a method is based only on two approximations, its accuracy is slightly higher than the accuracy of the method explained above. However, as it will be explained below, the approximate solution of the Lyapunov equation that is computed by approximating the integral (4), is just an intermediate approximation that is used as an initial guess for the steepest descent method. Consequently, we are not primarily interested in the accuracy of the intermediate approximation and the above explained method can be used to generate an initial guess.*

As it is explained in Section 2, the solution of the Lyapunov equation can be found by solving the optimization problem (5). The solution of (5) can be determined using the steepest descent method. However, if the initial guess of  $\underline{X}$  for the steepest descent method is far away from the optimal solution, then the steepest descent method needs a large number of iteration to convergence. Because the solution computed using (36) is already an approximate solution of the Lyapunov equation, this solution should be an excellent initial guess for the steepest descent method. The numerical experiments in Section 6 confirm this. In the sequel we develop the *sparsified steepest descent method* for solving (5). The steepest descent method for solving (5) has the following form:

$$\underline{X}_{k+1} = \underline{X}_k - \delta_k \mathcal{G}_k, \quad k = 0, 1, 2, \dots \quad (37)$$

where  $k$  is the iteration index,  $\delta_k$  is the step size and

$$\mathcal{G}_k = \left. \frac{\partial L}{\partial \underline{X}} \right|_{\underline{X}=\underline{X}_k}, \quad L(\underline{X}) = \|\underline{P} - \underline{A}\underline{X} - \underline{X}\underline{A}^T\|_F^2 \quad (38)$$

**Proposition 7** *The step size  $\delta_k$  and the matrix  $\mathcal{G}_k$  of the steepest descent method (37), can be computed as follows:*

$$\delta_k = - \frac{\text{tr}(\mathcal{R}_k^T \mathcal{Z}_k)}{\|\mathcal{Z}_k\|_F^2} \quad (39)$$

$$\mathcal{G}_k = -2\underline{A}^T \mathcal{R}_k - 2\mathcal{R}_k \underline{A} \quad (40)$$

where

$$\mathcal{R}_k = \underline{P} - \underline{A}\underline{X}_k - \underline{X}_k \underline{A}^T, \quad \mathcal{Z}_k = \underline{A}\mathcal{G}_k + \mathcal{G}_k \underline{A}^T \quad (41)$$

**Proof:** Given in Appendix 7.2  $\square$

By using (36) as an initial guess for (37) we can additionally improve the accuracy of the approximate solution of the Lyapunov equation. However, from (40) and (41) it follows that after each iteration  $k$ , the bandwidth of  $\underline{X}_k$  is increased. This implies that the solution computed using (37) is dense, and the complexity of each iteration  $k$  is at least  $O(N^2)$ . To ensure that the approximate solution remains sparse, we need to *sparsify* the steepest descent method:

$$\underline{X}_{k+1} = \mathcal{D}(\underline{X}_k + \delta_k \mathcal{G}_k) \quad (42)$$

where  $\mathcal{D}(\cdot)$  is a sparsification operator defined in (22). In this way, we ensure that  $\underline{X}_{k+1}$  always remains sparse banded matrix with the bandwidth equal to  $d$ . Furthermore, we ensure that each iteration of the sparseified steepest descent method (42) can be computed with  $O(N)$  computational and memory complexities.

On the other hand, in each iteration of the sparsified steepest descent method, the sparsification operator introduces errors that might affect the convergence rate. Namely, by setting to zero some entries of  $\mathcal{G}_k$ , the gradient direction is perturbed. The effect of these perturbations on the convergence of the steepest descent method can be quantified using the approaches presented in [47–50]. Our numerical results (see Fig. 8) show that by increasing  $d$ , the steady-state value of the residual  $\|\mathcal{R}_k\|_2$  is decreased (see the equation (41)). Furthermore, the convergence is faster if  $d$  is larger. On the other hand, if  $d$  is larger, then the computational and memory complexities increase. We have also observed that the residual does not converge to zero, but instead remains in a relatively small vicinity of zero. Analysis of the effect of the perturbation errors on the convergence of the steepest descent method is left for future research.

### 4.3 Generalizations

The results of this paper can be straightforwardly generalized for system matrices  $\underline{A}$  whose first few powers are also sparse matrices.

Let  $\mathbb{G} = (\mathbb{V}, \mathbb{E})$  be a directed graph describing the sparsity pattern of  $\underline{A}$ , where  $\mathbb{V} = \{1, \dots, Nn\}$  is the set of vertices and  $\mathbb{E} \subseteq \mathbb{V} \times \mathbb{V}$  is the set of edges. Let the distance between the vertex  $i$  and the vertex  $j$  be denoted by  $d(i, j)$ . Let us suppose that  $\underline{A}$  is diagonalizable, that is,  $\underline{A} = U\Lambda U^{-1}$ . Furthermore, let  $\exp(t\underline{A}) = [e_{i,j}]$ . In Theorem 3.4 in [35], it has been shown that:

$$|e_{i,j}| < \text{cond}(U) \tau \rho^{d(i,j)} \quad (43)$$

where  $\text{cond}(U)$  denotes the condition number of  $U$ . This shows that the entries  $|e_{i,j}|$  decay as the distance between the vertex  $i$  and  $j$  increases. If the decay rate is fast, then the matrix exponential can be approximated by a sparse matrix. In practice we do not need to diagonalize  $\underline{A}$  (diagonalization of a matrix is a computationally expensive task). Diagonalization is introduced only

to formally prove that  $\exp(t\underline{A})$  is a decaying matrix.

*Unfortunately, when the spectrum of  $\underline{A}$  does not lie on the real axis, then the method presented in Section 3 cannot be used to approximate the matrix exponential. Luckily, in such cases, the matrix exponential can be approximated using the Faber series [51].* Similarly to the Chebyshev approximation of the matrix exponential, it can be shown that the approximation of the matrix exponential using the Faber polynomials can be expressed as the sum of powers of  $\underline{A}$ , see for example [51].

For example, let the maximal order of the Faber series approximation be given by  $k$ . Then this approximation contains the following powers of  $\underline{A}$ :  $I, \underline{A}, \dots, \underline{A}^k$ . Assuming that these powers are sparse matrices and that  $k$  is relatively small, the Faber polynomials are also sparse matrices and they can be computed efficiently, for more details see [51]. *Once the matrix exponential is approximated by a sparse matrix, the 2-steps approximation method can be straightforwardly applied.*

## 5 Lyapunov equation and the Newton method for solving the Riccati equation

For completeness, in this section we will briefly explain the main ideas of a method for computing a sparse approximate solution of the Riccati equation and the LQ control problem. The convergence analysis of this method is left for future research. Consider the global system that is driven by the input:

$$\mathcal{S}_u \begin{cases} \dot{\underline{x}}(t) = \underline{A}\underline{x}(t) + \underline{B}\underline{u}(t) \\ \underline{y}(t) = \underline{C}\underline{x}(t) \end{cases} \quad (44)$$

where  $\underline{u}(t) = \text{col}(\underline{u}_1(t), \dots, \underline{u}_N(t))$  is the *global input* and  $\underline{B}$  is a sparse banded matrix of appropriate dimensions. The LQ control law determines the global input by solving:

$$\min_{\underline{u}(\tau)} \frac{1}{2} \int_0^\infty \underline{y}(\tau)^T \underline{Q} \underline{y}(\tau) + \underline{u}(\tau)^T \underline{V} \underline{u}(\tau) d\tau \quad (45)$$

where  $\underline{Q} = \underline{Q}^T \geq 0$  and  $\underline{V} = \underline{V}^T > 0$  are weighting matrices of appropriate dimensions. The solution of the LQ problem is given by [27]:

$$\hat{\underline{u}}(t) = -\mathcal{F}^T \underline{x}(t), \quad \mathcal{F} = \mathcal{W} \underline{B} \underline{V}^{-1} \quad (46)$$

where  $\mathcal{W} \in \mathbb{R}^{Nn \times Nn}$  is the (symmetric) positive semidefinite, stabilizing solution of the (algebraic) Riccati equation [27]:

$$\underline{C}^T \underline{Q} \underline{C} + \mathcal{W} \underline{A} + \underline{A}^T \mathcal{W} - \mathcal{W} \underline{B} \underline{V}^{-1} \underline{B}^T \mathcal{W} = 0 \quad (47)$$

The Newton-Kleinman method [27] for solving (47) consists of the following iteration. For  $k = 1, 2, \dots$  perform

the following steps [27]:

(1) Assign

$$\mathcal{F}_{k-1} = \mathcal{W}_{k-1} \underline{B} \mathcal{V}^{-1} \quad (48)$$

$$\underline{A}_{k-1} = \underline{A} - \underline{B} \mathcal{F}_{k-1}^T \quad (49)$$

(2) Compute a sparse, banded, approximate solution  $\mathcal{W}_k$  of the Lyapunov equation:

$$\mathcal{W}_k \underline{A}_{k-1} + \underline{A}_{k-1}^T \mathcal{W}_k = -\underline{C}^T \underline{Q} \underline{C} - \mathcal{F}_{k-1} \mathcal{V} \mathcal{F}_{k-1}^T \quad (50)$$

The initial guess of  $\mathcal{W}$ , denoted by  $\mathcal{W}_0$ , should be chosen such that the matrix  $\underline{A}_0$  is stable. For simplicity, let us assume that the weighting matrices in (45) are diagonal, see Remark 8. Furthermore, let us assume that the initial guess  $\mathcal{W}_0$  is a sparse banded matrix. Taking into account that  $\underline{A}$ ,  $\underline{B}$  and  $\underline{C}$  are sparse matrices, the matrices  $\mathcal{F}_0$  and  $\underline{A}_0$  are sparse matrices. Because of this, the right-hand side of (50) is a sparse banded matrix, and it is possible to apply the developed method to find a sparse approximate solution of  $\mathcal{W}_1$ . Let the bandwidth of  $\mathcal{W}_1$  be denoted by  $m_1$  and the bandwidth of  $\underline{B}$  be denoted by  $m_2$ . From (48) we have that the bandwidth of  $\mathcal{F}_1$  is  $m_1 + m_2$ . Consequently, the bandwidth of the right-hand side of (50) is  $2(m_1 + m_2)$ . Similarly, from (49) we have that the bandwidth of  $\underline{A}_1$  is  $m_1 + 2m_2$ . If  $2(m_1 + m_2) \ll Nn$  then it is possible to compute a sparse banded approximation of  $\mathcal{W}_2$  and etc. If the condition  $2(m_1 + m_2) \ll Nn$  is not satisfied, then the complexity of solving (50) is relatively high. This problem can be solved by sparsifying the right-hand side of (50). Namely, instead of solving (50), the following sparsified equation needs to be solved:

$$\mathcal{W}_k \underline{A}_{k-1} + \underline{A}_{k-1}^T \mathcal{W}_k = \mathcal{N}_{k-1} \quad (51)$$

$$\mathcal{N}_{k-1} = \mathcal{D}(-\underline{C} \underline{Q} \underline{C} - \mathcal{F}_{k-1} \mathcal{V} \mathcal{F}_{k-1}^T) \quad (52)$$

where  $\mathcal{D}(\cdot)$  is the sparsification operator. Using the same idea, the matrix  $\underline{A}_k$  can be sparsified. In this way, we ensure that the matrix  $\mathcal{W}_k$  can be always approximated by a sparse banded matrix with  $O(N)$  complexity.

Because in each iteration the Lyapunov equation is solved approximately, the approximation errors propagate from one iteration to another of the Newton method. In [25], conditions have been derived that guarantee robustness and stability of the Newton iteration with respect to these errors. For brevity we do not analyze the error propagation. The detailed error propagation analysis is left for future research.

From (46) we see that if the matrix  $\mathcal{W}$  is a sparse banded matrix, then the LQ feedback matrix  $\mathcal{F}$  is also sparse banded matrix. That is, the inexact Newton method presented in this Section shows that if the solution of the Lyapunov equation can be approximated by a sparse banded matrix, then the LQ feedback matrix can be also approximated by a sparse banded matrix.

**Remark 8** Let us consider the case when the weighting matrix  $\mathcal{V}$  is sparse banded. In this case, the matrix  $\mathcal{V}^{-1}$  is full (inversion destroys the structure). From (46) we see that if  $\mathcal{V}^{-1}$  is full, then the feedback matrix is full. However, in [1, 36, 43] it has been shown that well-conditioned, sparse banded matrices can be accurately approximated by sparse banded matrices. This shows that it is also possible to compute sparse, approximate, feedback LQ gains for sparse weighting matrices (provided that they are well-conditioned).

## 6 Numerical Experiments

We demonstrate the effectiveness of the developed methods on the example of a state-space model obtained by discretizing the 2D heat equation over the rectangular domain, for more details about this model see Section 2 of [22]. Such a model can describe the temperature change of a thermally actuated deformable mirror used in extreme ultraviolet lithography [22, 52–56]. The total number of local subsystems  $N$  will be varied. The system matrices of each local subsystem are:

$$A_{i,i} = \begin{bmatrix} a & e & 0 & 0 & 0 & 0 \\ e & a & e & 0 & 0 & 0 \\ 0 & e & a & e & 0 & 0 \\ 0 & 0 & e & a & e & 0 \\ 0 & 0 & 0 & e & a & e \\ 0 & 0 & 0 & 0 & e & a \end{bmatrix}, A_{i,i-1} = A_{i,i+1} = eI_{6,6} \quad (53)$$

where  $a = -1.36$ ,  $e = 0.34$  and  $I_{6,6}$  is the  $6 \times 6$  identity matrix. The matrix  $\underline{A}$  is block tri-diagonal. The matrix  $\underline{P} = [P_{i,j}]$  is defined by:

$$P_{i,i} = - \begin{bmatrix} 1 & 0.2 & 0.2 & 0.2 & 0.2 & 0.2 \\ 0.2 & 1 & 0.2 & 0.2 & 0.2 & 0.2 \\ 0.2 & 0.2 & 1 & 0.2 & 0.2 & 0.2 \\ 0.2 & 0.2 & 0.2 & 1 & 0.2 & 0.2 \\ 0.2 & 0.2 & 0.2 & 0.2 & 1 & 0.2 \\ 0.2 & 0.2 & 0.2 & 0.2 & 0.2 & 1 \end{bmatrix} \quad (54)$$

and where  $P_{i,i-1} = P_{i,i+1} = [-0.1]$  ( $6 \times 6$  matrices whose entries are equal to  $-0.1$ ). The sparsity patterns of  $\underline{A}$  and  $\underline{P}$ , for  $N = 10$ , are shown in Fig. 1.

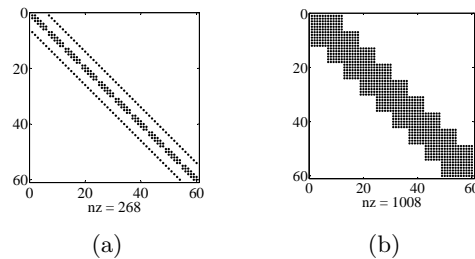


Fig. 1. Sparsity patterns: (a)  $\underline{A}$ ; (b)  $\underline{P}$ , "nz" denotes the number of non-zero elements.

First, for  $t = 1$  we compute  $\exp(t\mathbf{A})$  using the built-in MATLAB function `expm(·)`. The surface plot ("city plot") of `expm(·)`, that illustrates the off-diagonal decay, is shown in Fig. 2.

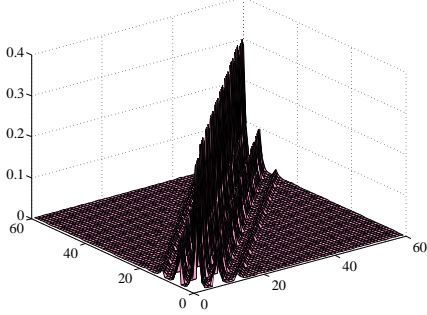


Fig. 2. Surface plot of  $\exp(t\mathbf{A})$ .

In Fig. 3(a) we show the dependence of  $\tau\chi^{|i-j|}$  on  $\chi$  for  $t = 1$  and  $|i - j| = 2$ , see the equation (13). We see that the function  $\tau\rho^2$  approximately reaches its minimum for  $\chi^* = 2.35$ .

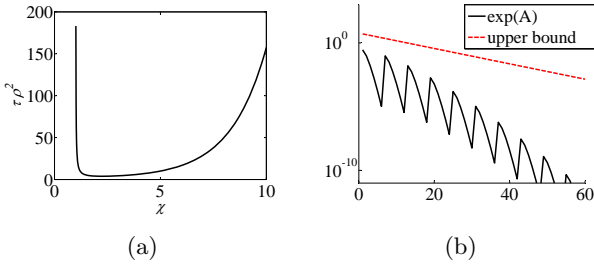


Fig. 3. (a) Behavior of  $\tau\rho^2$  with respect to  $\chi$ ; (b) "True" off-diagonal decay and an estimate given by (13).

For  $\chi^*$  and  $t = 1$ , in Fig. 3(b) we compare the actual ("true") off-diagonal decay rate of  $\exp(t\mathbf{A})$  and the estimate of the off-diagonal decay rate given by (13). This figure demonstrates that the estimate of the off-diagonal decay rate given by (13) can be conservative.

Next, for  $t = 1$  and  $N = 100$ , we approximate  $\exp(t\mathbf{A})$  using the Chebyshev method. For  $M = 7$ , the approximation error is  $\epsilon_M = 4.4 \times 10^{-7}$ . In Fig. 4(a) we show the sparsity pattern of the computed approximation of the matrix exponential. These results demonstrate that the matrix exponential can be approximated by a sparse matrix with a high accuracy. This is because the off-diagonal decay rate of the matrix exponential, shown in Fig. 3 (b), is fast.

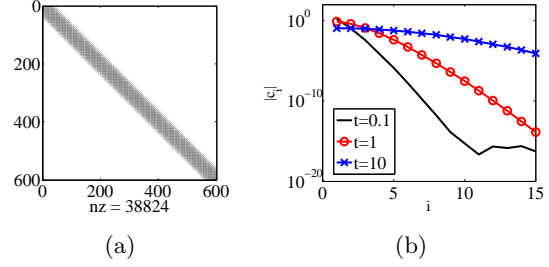


Fig. 4. (a) Sparsity pattern of the approximation of  $\exp(\mathbf{A})$ ; (b) The dependence of the Chebyshev coefficients on  $t$ .

In Fig. 4(b) we show how the Chebyshev coefficient depend on time  $t$ . It can be observed that as  $t$  increases the decay rate of the Chebyshev coefficients decreases. This implies that for the fixed approximation order  $M$ , the accuracy of approximating  $\exp(t\mathbf{A})$  using the Chebyshev approximation is better if  $t$  is smaller.

In Fig. 5 we illustrate the complexity of the Chebyshev method. For comparison we also show the computational and memory complexity of the MATLAB built-in function `expm(·)`. It can be seen that the memory and computational complexity of the proposed method scale approximately with  $O(N)$ , in contrast to the function `expm(·)`, whose complexity is at least  $O(N^2)$ .

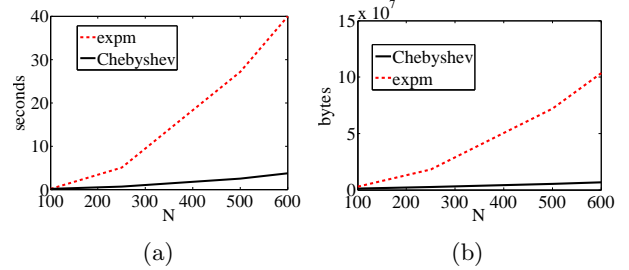


Fig. 5. Complexity of the methods for approximating the matrix exponential: (a) Computational complexity; (b) Memory complexity.

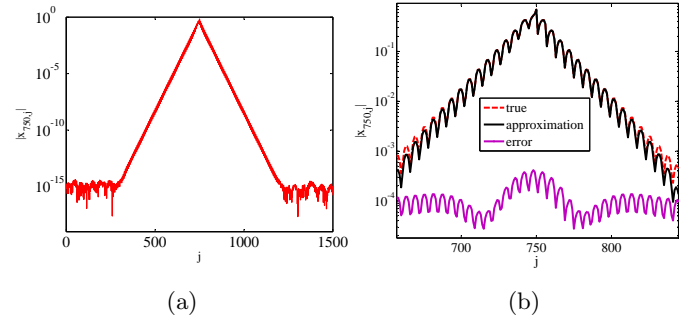


Fig. 6. (a) Off-diagonal decay of the "true" solution of the Lyapunov equation; (b) Approximation error as a function of  $j$ .

For  $N = 250$ , in Fig. 6(a) we illustrate the off-diagonal decay of the "true" solution of the Lyapunov equation

$\underline{X} = [x_{i,j}]$ . The "true" solution is computed using the built-in MATLAB function `lyap()`. It can be observed that the off-diagonal decay rate is fast. Furthermore, we observed that as  $N$  increases, the off-diagonal decay does not change significantly.

The approximate solution is computed by first computing (36) and by using it as an initial guess for the sparsified steepest descent method. The approximation (36) is computed for  $q = 50$  and  $M = 13$ . We limit the number of iteration of the sparsified steepest descent method to 50 and we chose  $d = 200$  as the bandwidth of the sparsification operator. The approximation error is practically independent from  $N$ , and it is in the order of  $10^{-4}$  (the relative error is very small). In Fig. 6(b) we plot the error after 40 iterations of the steepest descent method. This error can be decreased by increasing the bandwidth  $d$  or by increasing the number of iterations of the steepest descent method. The complexity of the new method is shown in Fig. 7. For comparison we also present the complexity of the MATLAB function `lyap()`. Figure 7 clearly illustrates the  $O(N)$  complexity of the proposed method, in contrast to at least  $O(N^2)$  complexity of the method that is implemented in the MATLAB function `lyap()`.

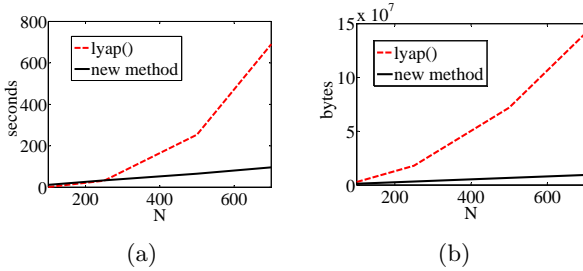


Fig. 7. Complexity of the methods for solving the Lyapunov equation: (a) Computational complexity; (b) Memory complexity.

Finally, we show how the convergence of the steepest descent method is influenced by the bandwidth of the sparsification operator (the results are shown for  $N = 150$ ). The convergence of the steepest descent method for  $d = 140, 160, 200$ , is shown in Fig. 8. It can be seen that the steepest descent method is robust with respect to the errors introduced by the sparsification operator. As the parameter  $d$  is increased, the residual is decreased.

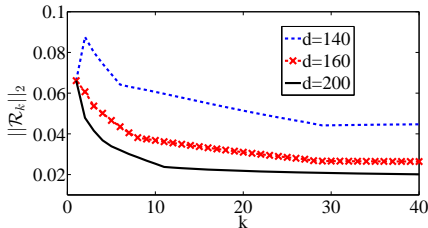


Fig. 8. Convergence of the steepest descent method for several values of  $d$ .

## 7 Conclusions and future work

In this paper, we showed that if the coefficients matrices of the Lyapunov equation are sparse, banded matrices, then the solution is an off-diagonally decaying matrix. On the basis of this insight we developed a novel method for approximating the solution of the Lyapunov equation by a sparse banded matrix. The computational and memory complexities of the developed method are linear in the dimensions of the coefficient matrices. The developed method will be used to develop a computationally efficient method for approximating the solution of the Riccati equation by a sparse matrix. Beside this, the main goals of the future work should be:

- (1) To analyze how the spectrum of  $t\underline{A}$  influences the off-diagonal decay rate of the matrix exponential, and consequently the off-diagonal decay rate of the solution of the Lyapunov equation.
- (2) To analyze how the errors introduced by the sparsification operator influence the convergence and steady-state value of the residual of the steepest descent method.
- (3) Using the guidelines given in Section 4.3 to generalize the proposed method for coefficient matrices whose sparsity patterns are more general than the banded sparsity patterns.

## Appendix

### 7.1 Proof of Theorem 3

The proof consists of applying Theorem 2.2 from [42]. The spectrum of  $\underline{A}_1$  belongs to  $[-1, 1]$ . Because the function  $f(w)$  is entire (the function  $f(w)$ , defined in (17), is obtained by substituting  $\underline{A}_1$  by  $w$ ), the function  $f(w)$  is analytic in the interior and continuous on the ellipse  $\mathcal{E}_\chi$  for any  $\chi > 1$  (see Theorem 2.1 in [42]). All this implies that the conditions of Theorem 2.2 in [42] are satisfied and by this theorem the matrix  $f(\underline{A}_1)$ , defined in (12), is an off-diagonally decaying matrix with:

$$\tau = \max \left\{ \frac{2\chi M_1(\chi)}{\chi - 1}, \|f(\underline{A}_1)\|_2 \right\}, \quad \rho = \chi^{-\frac{2}{m}} \quad (55)$$

$$M_1(\chi) = \max_{w \in \mathcal{E}_\chi} |f(w)|$$

Now the function  $f(w)$  can be written as:

$$f(w) = \exp \left( \frac{t(a+b)}{2} \right) \exp \left( \frac{t(b-a)w}{2} \right)$$

This implies that

$$|f(w)| = \exp \left( \frac{t(a+b)}{2} \right) \left| \exp \left( \frac{t(b-a)w}{2} \right) \right| \quad (56)$$

Let  $w = x + iy$ , where  $x$  and  $y$  are real and complex parts of  $w$ . Now it is easy to see that  $|\exp(kw)| = \exp(kx)$ ,

where  $k$  is a real constant. Let  $\alpha > 1$  and  $\beta > 0$  be half axes of  $\mathcal{E}_\chi$ . When  $w \in \mathcal{E}_\chi$ , then  $x \in [-\alpha, \alpha]$ . All this implies that

$$\max_{w \in \mathcal{E}_\chi} |f(w)| = \exp\left(\frac{t(a+b)}{2}\right) \max_{x \in [-\alpha, \alpha]} M_2(x) \quad (57)$$

$$M_2(x) = \exp\left(\frac{t(b-a)x}{2}\right) \quad (58)$$

Because  $a$  and  $b$  are negative and because  $|a| \geq |b|$ , we have that  $b-a$  is positive, and consequently the function  $M_2$  achieves its maximum at  $x = \alpha$ , where  $\alpha$  can be expressed as a function of  $\chi$  as follows  $\alpha = (\chi^2 + 1)/2\chi$  [42]. That is,

$$M_1(\chi) = \exp\left(\frac{t}{2} \left(a + b + (b-a) \frac{(\chi^2 + 1)}{2\chi}\right)\right) \quad (59)$$

To complete the proof, we need to show that  $(2\chi M_1(\chi))/(\chi - 1)$  is larger than  $\|f(\underline{A}_1)\|_2$ . We have:

$$\|f(\underline{A}_1)\|_2 = \|\exp(t\underline{A})\|_2 = \exp(tb) \quad (60)$$

First, it should be observed that because  $\chi > 1$  we have  $((\chi^2 + 1)/(2\chi)) > 1$ . Taking this account and keeping in mind that  $(b-a) \geq 0$ , we have

$$\frac{t}{2} \left(a + b + (b-a) \frac{(\chi^2 + 1)}{2\chi}\right) > \frac{t}{2} (a + b + (b-a)) = tb \quad (61)$$

On the other hand, we have that  $(2\chi/(\chi - 1)) > 1$ . This together with (61) implies that  $(2\chi M_1(\chi))/(\chi - 1)$  is larger than  $\|f(\underline{A}_1)\|_2 = \exp(tb)$ . This completes the proof.  $\square$

## 7.2 Proof of Proposition 7

It can be easily shown that:

$$\begin{aligned} L(\underline{X}) &= \text{tr}(\underline{P}^T \underline{P}) - \text{tr}(\underline{P}^T \underline{A} \underline{X}) - \text{tr}(\underline{P}^T \underline{X} \underline{A}^T) \\ &\quad - \text{tr}(\underline{X}^T \underline{A}^T \underline{P}) + \text{tr}(\underline{X}^T \underline{A}^T \underline{A} \underline{X}) + \text{tr}(\underline{X}^T \underline{A}^T \underline{X} \underline{A}^T) \\ &\quad - \text{tr}(\underline{A} \underline{X}^T \underline{P}) + \text{tr}(\underline{A} \underline{X}^T \underline{A} \underline{X}) + \text{tr}(\underline{A} \underline{X}^T \underline{X} \underline{A}^T) \end{aligned} \quad (62)$$

Using the formulas for the derivatives of matrix trace, given in Section 2.5 of [57] and keeping in mind that  $\text{tr}(\underline{Z}) = \text{tr}(\underline{Z}^T)$ , we have:

$$\mathcal{G}_k = \frac{\partial L}{\partial \underline{X}} \Big|_{\underline{X}=\underline{X}_k} = -2\underline{A}^T \mathcal{R}_k - 2\mathcal{R}_k \underline{A} \quad (63)$$

where  $\mathcal{R}_k$  is defined in (41). The step size is determined by minimizing  $L(\underline{X}_k - \delta_k \mathcal{G}_k)$ . Namely, it can be easily shown that:

$$L(\underline{X}_k - \delta_k \mathcal{G}_k) = \|\mathcal{R}_k + \delta_k \mathcal{Z}_k\|_F^2 \quad (64)$$

where  $\mathcal{Z}_k$  is defined in (41). From (64) we have:

$$L(\underline{X}_k - \delta_k \mathcal{G}_k) = \text{tr}(\mathcal{R}_k^T \mathcal{R}_k) + 2\delta_k \text{tr}(\mathcal{R}_k^T \mathcal{Z}_k) + \delta_k^2 \text{tr}(\mathcal{Z}_k^T \mathcal{Z}_k) \quad (65)$$

Minimizing the last expression with respect to  $\delta_k$  we obtain (39). This completes the proof.  $\square$

## References

- [1] A. Haber and M. Verhaegen. Sparse approximate inverses of gramians and impulse response matrices of large-scale interconnected systems. *arXiv preprint arXiv:1405.2580v1 [cs.SY]*, 2014.
- [2] M. Timme. Revealing network connectivity from response dynamics. *Phys. Rev. Lett.*, 98(22):224101, 2007.
- [3] J. K. Rice and J.-W. van Wingerden. Computational methods for distributed control of heterogeneous cyclic interconnection structures. *Automatic Control, IEEE Transactions on*, 58(8):2136–2142, 2013.
- [4] J. K. Rice and M. Verhaegen. Efficient system identification of heterogeneous distributed systems via a structure exploiting extended kalman filter. *Automatic Control, IEEE Transactions on*, 56(7):1713–1718, 2011.
- [5] S. K. Pakazad, A. Hansson, M. S. Andersen, and A. Rantzer. Distributed robustness analysis of interconnected uncertain systems using chordal decomposition. *arXiv preprint arXiv:1402.2066*, 2014.
- [6] D. Napoletani and T. D. Sauer. Reconstructing the topology of sparsely connected dynamical networks. *Phys. Rev. E*, 77:026103, 2008.
- [7] P. Massioni and M. Verhaegen. Subspace identification of distributed, decomposable systems. *Joint 48th Conference on Decision and Control and 28th Chinese Control Conference, Shanghai, P.R. China*, 2009.
- [8] P. Massioni and M. Verhaegen. Distributed control for identical dynamically coupled systems: A decomposition approach. *IEEE Transactions on Automatic Control*, 54(1):124–135, 2009.
- [9] R. D’Andrea and G. Dullerud. Distributed control design for spatially interconnected systems. *IEEE Transactions on Automatic Control*, 48:1478–1495, 2003.
- [10] M. R. Jovanović and B. Bamieh. On the ill-posedness of certain vehicular platoon control problems. *IEEE Trans. Automat. Control*, 50(9):1307–1321, September 2005.
- [11] B. Bamieh, M. R. Jovanović, P. Mitra, and S. Patterson. Coherence in large-scale networks: dimension dependent limitations of local feedback. *IEEE Trans. Automat. Control*, 57(9):2235–2249, September 2012.
- [12] B. Bamieh, O. Paganini, and M. A. Dahleh. Distributed control of spatially invariant systems. *IEEE Transactions on Automatic Control*, 47:1091–1118, 2002.
- [13] J. Rice and M. Verhaegen. Distributed control: A sequentially semi-separable approach for heterogeneous linear systems. *IEEE Transactions on Automatic Control*, 54(6):1270–1283, 2009.
- [14] U. A. Khan and J. M. F. Moura. Distributing the kalman filter for large-scale systems. *Signal Processing, IEEE Transactions on*, 56(10):4919–4935, 2008.

- [15] R. Fraanje, P. Massioni, and M. Verhaegen. A decomposition approach to distributed control of dynamic deformable mirrors. *International Journal of Optomechatronics*, 4(3):269–284, 2010.
- [16] D. Gorinevsky, S. Boyd, and G. Stein. Design of low-bandwidth spatially distributed feedback. *Automatic Control, IEEE Transactions on*, 53(1):257–272, 2008.
- [17] N. Motee and A. Jadbabaie. Optimal control of spatially distributed systems. *IEEE Transactions on Automatic Control*, 53:1616–1629, 2008.
- [18] N. Motee and Q. Sun. Measuring sparsity in spatially interconnected systems. In *Decision and Control (CDC), 2013 IEEE 52nd Annual Conference on*, pages 1520–1525. IEEE, 2013.
- [19] M. Siami and N. Motee. Graph-theoretic bounds on disturbance propagation in interconnected linear dynamical networks. *arXiv preprint arXiv:1403.1494*, 2014.
- [20] N. Matni. Communication delay co-design in  $\mathcal{H}_2$  distributed control using atomic norm minimization. *arXiv preprint arXiv:1404.4911*, 2014.
- [21] P. Benner. Solving large-scale control problems. *Control Systems, IEEE*, 24(1):44 – 59, 2004.
- [22] A. Haber. *Estimation and control of large-scale systems with an application to adaptive optics for EUV lithography*. PhD thesis, Delft University of Technology, Delft, The Netherlands, 2014.
- [23] D. A. Bini, B. Iannazzo, and B. Meini. *Numerical Solution of Algebraic Riccati Equations*, volume 9. Siam, 2012.
- [24] V. L. Mehrmann. *The autonomous linear quadratic control problem: theory and numerical solution*, volume 163. Springer, 1991.
- [25] F. Feitzinger, T. Hylla, and E. W. Sachs. Inexact kleinman-newton method for riccati equations. *SIAM Journal on Matrix Analysis and Applications*, 31(2):272–288, 2009.
- [26] X. Wang, W.-W. Li, and L. Dai. On inexact newton methods based on doubling iteration scheme for symmetric algebraic riccati equations. *Journal of Computational and Applied Mathematics*, 260:364–374, 2014.
- [27] P. Benner, J. R. Li, and T. Penzl. Numerical solution of large-scale lyapunov equations, riccati equations, and linear-quadratic optimal control problems. *Numerical Linear Algebra Appl*, 15(9):755–777, 2008.
- [28] D. A. Bini, B. Iannazzo, and F. Poloni. A fast newton’s method for a nonsymmetric algebraic riccati equation. *SIAM Journal on Matrix Analysis and Applications*, 30(1):276–290, 2008.
- [29] P. Benner and J. Saak. Numerical solution of large and sparse continuous time algebraic matrix riccati and lyapunov equations: A state of the art survey. Technical report, 2013.
- [30] P. Benner and H. Faßbender. On the numerical solution of large-scale sparse discrete-time riccati equations. *Adv. Comput. Math.*, 35(2-4):119–147, 2011.
- [31] V. Simoncini. Computational methods for linear matrix equations. *preparation for SIAM Review*, 1, 2013.
- [32] F. Lin, M. Fardad, and M. R. Jovanović. Design of optimal sparse feedback gains via the alternating direction method of multipliers. *IEEE Trans. Automat. Control*, 58(9):2426–2431, September 2013.
- [33] F. Lin, M. Fardad, and M. R. Jovanović. Augmented Lagrangian approach to design of structured optimal state feedback gains. *IEEE Trans. Automat. Control*, 56(12):2923–2929, December 2011.
- [34] S. Schuler, P. Li, J. Lam, and F. Allgöwer. Design of structured dynamic output-feedback controllers for interconnected systems. *International Journal of Control*, 84(12):2081–2091, 2011.
- [35] M. Benzi and N. Razouk. Decay bounds and  $O(n)$  algorithms for approximating functions of sparse matrices. *Electronic Transactions on Numerical Analysis*, pages 16–39, 2007.
- [36] A. Haber and M. Verhaegen. Subspace identification of large-scale interconnected systems. *Automatic Control, IEEE Transactions on*, (accepted for publication, *arXiv:1309.5105v3*), 2014.
- [37] S. Demko, W. F. Moss, and P. W. Smith. Decay rates for inverses of band matrices. *Mathematics of Computation*, 43(168):491–499, 1984.
- [38] A. J. Laub. *Matrix analysis for scientists and engineers*. Siam, 2005.
- [39] Z.-Y. Li and Y. Wang. Weighted steepest descent method for solving matrix equations. *International Journal of Computer Mathematics*, 89(8):1017–1038, 2012.
- [40] C. Canuto, V. Simoncini, and M. Verani. On the decay of the inverse of matrices that are sum of kronecker products. *Linear Algebra and its Applications*, 452:21–39, 2014.
- [41] M. Shao. On the finite section method for computing exponentials of doubly-infinite skew-hermitian matrices. *Linear Algebra and its Applications*, 451:65–96, 2014.
- [42] M. Benzi and G. H. Golub. Bounds for the entries of matrix functions with applications to preconditioning. *BIT Numerical Mathematics*, 39(3):417–438, 1999.
- [43] A. Haber and M. Verhaegen. Moving horizon estimation for large-scale interconnected systems. *IEEE Transactions on Automatic Control*, 58(11), 2013.
- [44] L. Bergamaschi and M. Vianello. Efficient computation of the exponential operator for large, sparse, symmetric matrices. *Numerical linear algebra with applications*, 7(1):27–45, 2000.
- [45] R. J. Mathar. Chebyshev series expansion of inverse polynomials. *J. Comput. Appl. Math.*, 196(2):596–607, November 2006.
- [46] L. Grasedyck, W. Hackbusch, and B.N. Khoromskij. Solution of large scale algebraic matrix Riccati equations by use of hierarchical matrices. *Computing*, 70(2):121–165, 2003.
- [47] M. V. Solodov and S.K. Zavriev. Error stability properties of generalized gradient-type algorithms. *Journal of Optimization Theory and Applications*, 98(3):663–680, 1998.
- [48] M.V. Solodov and B.F. Svaiter. Descent methods with linesearch in the presence of perturbations. *Journal of Computational and Applied Mathematics*, 80(2):265–275, 1997.
- [49] D. P. Bertsekas and J. N. Tsitsiklis. Gradient convergence in gradient methods with errors. *SIAM Journal on Optimization*, 10(3):627–642, 2000.
- [50] T. J. Ypma. The effect of rounding errors on newton-like methods. *IMA Journal of Numerical Analysis*, 3(1):109–118, 1983.
- [51] L. Bergamaschi, M. Caliarì, and M. Vianello. Efficient approximation of the exponential operator for discrete 2d advection–diffusion problems. *Numerical linear algebra with applications*, 10(3):271–289, 2003.
- [52] A. Haber, A. Polo, S. K. Ravensbergen, H. P. Urbach, and M. Verhaegen. Identification of a dynamical model of a thermally actuated deformable mirror. *Opt. Lett.*, 38(16):3061–3064, Aug 2013.

- [53] S.K. Ravensbergen, P.C.J.N. Rosielle, and M. Steinbuch. Deformable mirrors with thermo-mechanical actuators for extreme ultraviolet lithography: Design, realization and validation. *Precision Engineering*, 37:353–363, 2013.
- [54] A. Haber, A. Polo, I. Maj, S.F. Pereira, H.P. Urbach, and M. Verhaegen. Predictive control of thermally induced wavefront aberrations. *Optics express*, 21(18):21530–21541, 2013.
- [55] C. Bikcora, S. Weiland, and W. M. J. Coene. Reduced-order modeling of thermally induced deformations on reticles for extreme ultraviolet lithography. In *American Control Conference (ACC), 2013*, pages 5542–5549, 2013.
- [56] R. Saathof, L. Ursem, J. Spronck, and R. Munnig Schmidt. Sub-nanometre validation of a deformable mirror concept. In *Mechatronic Systems*, number 1, pages 256–263, 2013.
- [57] K. B. Petersen and M. S. Pedersen. The matrix cookbook. *Technical University of Denmark*, pages 7–15, 2008.