

THE ORIGIN OF BLACK HOLE SPIN IN GALACTIC LOW-MASS X-RAY BINARIES

T. FRAGOS¹, J. E. MCCLINTOCK²

Draft version August 20, 2018

ABSTRACT

Galactic field black hole (BH) low-mass X-ray binaries (LMXBs) are believed to form in situ via the evolution of isolated binaries. In the standard formation channel, these systems survived a common envelope phase, after which the remaining helium core of the primary star and the subsequently formed BH are not expected to be highly spinning. However, the measured spins of BHs in LMXBs cover the whole range of spin parameters. We propose here that the BH spin in LMXBs is acquired through accretion onto the BH after its formation. In order to test this hypothesis, we calculated extensive grids of detailed binary mass-transfer sequences. For each sequence, we examined whether, at any point in time, the calculated binary properties are in agreement with their observationally inferred counterparts of 16 Galactic LMXBs. The “successful” sequences give estimates of the mass that the BH has accreted since the onset of Roche-Lobe overflow. We find that in *all* Galactic LMXBs with measured BH spin, the origin of the spin can be accounted for by the accreted matter, and we make predictions about the maximum BH spin in LMXBs where no measurement is yet available. Furthermore, we derive limits on the maximum spin that any BH can have depending on current properties of the binary it resides in. Finally we discuss the implication that our findings have on the BH birth-mass distribution, which is shifted by $\sim 1.5 M_{\odot}$ towards lower masses, compared to the currently observed one.

Subject headings: black hole physics, Galaxy: stellar content, stars: binaries: close, stars: black holes, stars: evolution, X-rays: binaries

1. INTRODUCTION

Stellar-mass black holes (BH) are the evolutionary remnants of massive stars ($\gtrsim 20 M_{\odot}$) (e.g. Georgy et al. 2009; Belczynski et al. 2010). The existence of BHs is one of the most robust predictions in Einstein’s theory of General Relativity. BHs can be fully described by three numbers: their mass, their spin (angular momentum), and their electric charge. Astrophysical BHs are believed to have negligible electric charge, so one is left with only two properties. Yet simply finding an isolated BH, much less measuring its properties of mass or spin, can be difficult.

Interacting binaries are arguably one of the most important astrophysical laboratories available for the study of compact objects, especially BHs. Accretion of matter from a close binary companion gives rise to X-ray emission and rejuvenates compact objects, rendering them detectable throughout the Galaxy and beyond. While some clues on the astrophysics of these X-Ray Binaries (XRBs) can be obtained from observations and modeling of their present-day properties, more comprehensive insight requires understanding their origin and evolutionary links to other stellar systems.

Observations in 1972 of the XRB Cygnus X-1 provided the first strong evidence that BHs exist (Webster & Murdin 1972; Bolton 1972). Today, a total of 23 such XRB systems are known to contain a compact object too massive to be a neutron star or a degenerate star of any kind (i.e. $M > 3 M_{\odot}$; Özel et al. 2010; Farr et al. 2011b). The host systems of all known stellar-mass BHs are XRBs, i.e. mass-exchange binaries containing a non-degenerate star that supplies gas to the BH via a stellar wind or via Roche-lobe overflow (RLO) in a stream that emanates from the inner Lagrangian point.

1.1. Measuring the Spin of Accreting BHs

Although the existence of stellar-mass BHs was confirmed several decades ago via the dynamical measurement of their mass, the first attempt to measure their spins was made much more recently (Zhang et al. 1997), and the first plausibly reliable results were obtained less than a decade ago (Shafee et al. 2006).

To date, there are three methods that have been widely applied in estimating the spins of stellar-mass BHs (Remillard & McClintock 2006), namely, fitting the thermal continuum spectrum of the accretion disk, modeling the disk reflection spectrum with a focus on the Fe K line, and modeling high-frequency ($\sim 100 - 450$ Hz) quasi-periodic oscillations (HFQPOs). While there are well-established models underpinning the first two methods, there is no

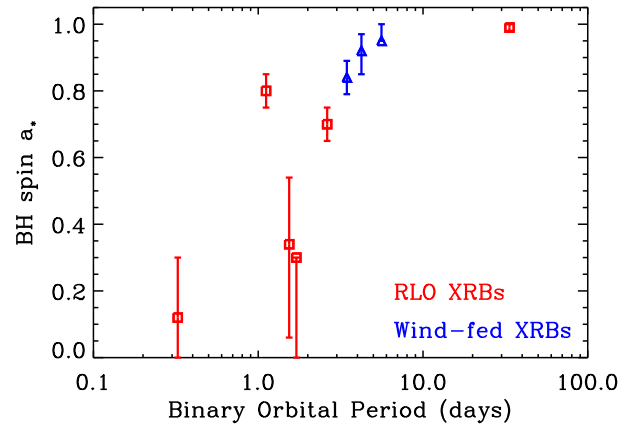


Figure 1. The spin parameter a_* as a function of the binary orbital period, where persistent, wind-fed XRBs systems are plotted as (blue) triangles and transient, RLO XRBs as (red) squares, for the nine BH XRBs of Table 1 with measured BH spin using the continuum-fitting method.

anastasios.fragkos@unige.ch (corresponding author)

¹ Geneva Observatory, University of Geneva, Chemin des Maillettes 51, 1290 Sauverny, Switzerland

² Harvard-Smithsonian Center for Astrophysics, 60 Garden Street, Cambridge, MA 02138 USA

Table 1
Spin measurements results to date for nine stellar-mass BHs using the continuum-fitting method ^a

Source	MT Type ^b	P_{orb} (days) ^b	Spin a_*	Reference
GRS 1915+105	RLO	33.9	> 0.98	McClintock et al. (2006)
Cyg X-1	Wind	5.60	> 0.983	Gou et al. (2014)
LMC X-1	Wind	3.91	$0.92^{+0.05}_{-0.07}$	Gou et al. (2009)
M33 X-7	Wind	3.45	0.84 ± 0.05	Liu et al. (2008, 2010)
4U 1543-47	RLO	1.12	0.80 ± 0.05	Shafee et al. (2006)
GRO J1655-40	RLO	2.62	0.70 ± 0.05	Shafee et al. (2006)
XTE J1550-564	RLO	1.54	$0.34^{+0.20}_{-0.28}$	Steiner et al. (2011)
LMC X-3	RLO	1.70	$0.25^{+0.13}_{-0.16}$	Steiner et al. (2014a)
A0620-00	RLO	0.32	0.12 ± 0.19	Gou et al. (2010)

^a Errors are quoted at the 68% level of confidence.

^b McClintock & Remillard (2006) and references therein

agreed upon, or even leading, model of HFQPOs. Many classes of models have been proposed including several types of resonance models; global oscillation (“diskoseismic”) modes of the accretion disk; orbiting hot spots; tidal disruption of large inhomogeneities in the accretion flow; and the “relativistic precession” model, for which interesting results for two BHs were reported recently (Motta et al. 2014a,b). For discussion, critiques and references concerning these and other models, see, e.g., van der Klis (2006); McClintock & Remillard (2006); Reynolds & Miller (2009); Török et al. (2011); Dexter & Blaes (2014).

Presently, none of the models of HFQPOs is strongly preferred. Meanwhile, all of the models are basically dynamical and lack radiation mechanisms, and they largely fail to consider the established spectral properties of HFQPOs (Remillard & McClintock 2006). At present, an additional obstacle to attempting to use HFQPOs to validate a particular model and to estimate BH spin is the faintness of these transient oscillations and the paucity of data (Remillard & McClintock 2006; Belloni et al. 2012).

We turn now to considering the other two methods, which are generally referred to as the continuum-fitting method and the Fe-line method. The great importance of the Fe-line method is its dominant role in measuring the spins of supermassive BHs in AGN. In the Fe-line method, one determines the radius of the innermost stable circular orbit R_{ISCO} , and hence the BH spin parameter³ by modeling the profile of the broad and skewed line that is formed in the inner disk by Doppler effects, light bending and gravitational redshift (Fabian et al. 1989; Reynolds 2013). The line is the most prominent and easily-observed feature in the “reflection” spectrum, which is generated in a disk that is irradiated by a Compton power-law component.

In applying the continuum-fitting method, one fits the thermal continuum spectrum of a BH’s accretion disk to the relativistic thin-disk model of Novikov & Thorne (1973) and thereby determines the radius of the inner edge of the disk (McClintock et al. 2013). One then identifies this radius with the radius of the innermost stable circular orbit R_{ISCO} , which is simply related to the spin parameter a_* for a BH of known mass (Bardeen et al. 1972). The method is simple: It is strictly analogous to measuring the radius of a star whose flux, temperature and distance are known. For this method to succeed, it is essential to have accurate estimates of BH mass

M_{BH} , disk inclination i and source distance D .

In this paper we only use spin data derived via the continuum-fitting method, which for stellar-mass BHs we argue is the gold standard because of the relative virtues of this method: The thin-disk model is the simplest and most well-established model in strong-gravity accretion physics (Shakura & Sunyaev 1973; Novikov & Thorne 1973), and the model has been validated via general relativistic magnetohydrodynamic simulations (Shafee et al. 2008; Penna et al. 2010; Kulkarni et al. 2011; Noble et al. 2011; Zhu et al. 2012). There is a great abundance of suitable spectral data because a wide range of detectors are capable of providing such data (*RXTE* PCA, *Ginga* LAC, *ASCA* GIS, etc.), and most BHs remain for months in a disk-dominated state of moderate luminosity that is well-described by the thin-disk model. Finally, the problem of systematic errors (apart from the question of spin/orbit alignment) has been thoroughly addressed (McClintock et al. 2013).

By comparison, the available Fe-line spin data for stellar BHs is sparse and usually suffers from pileup effects, and the signal is faint relative to the continuum. The model is necessarily more complex than that of a thin, thermal disk because a reflection spectrum that is suitable for measuring spin requires that the source be in a strongly Comptonized (hard, steep power-law, or intermediate) state (Remillard & McClintock 2006). Several sources of systematic error have not yet been adequately explored, such as those associated with the assumptions that: in the hard state the disk’s inner edge is at the ISCO; the disk has a constant-density atmosphere and can be described by a single state of ionization; the reflection models capture all the essential atomic physics.

Recently, Narayan & McClintock (2012) reported observational evidence for a correlation between jet power and BH spin. More specifically, they showed that the 5 GHz radio flux of transient ballistic jets in BH XRBs scales as the square of the BH spin parameter a_* estimated via the continuum-fitting method. This is the first direct evidence that jets may be powered by BH spin energy. The evidence is still controversial, largely because of the small sample of sources (Russell et al. 2013; McClintock et al. 2013). Steiner et al. (2013) used the correlation between jet power and spin, and published radio and X-ray light-curve data, to estimate the spins of six other BH LMXBs.

The spins of ten stellar-mass BHs in XRBs of the Milky Way or nearby galaxies have been measured using the continuum-fitting method. Three of these systems are persistent, wind-fed high-mass XRBs (HMXBs) and the remaining

³ $a_* \equiv cJ/GM^2$ with $|a_*| \leq 1$, where M and J are respectively the BH mass and angular momentum.

seven are transient, Roche lobe overfilling low-mass XRBs (LMXBs)⁴. Table 1 lists the dimensionless spin parameter a_* , the mass-transfer (MT) type, and the orbital period (P_{orb}) of the nine BH-XRBs. Figure 1 shows the spin parameter a_* as a function of the orbital period of the binary, where persistent systems are plotted with triangles and transient RLO systems with squares. It is evident that all three HMXBs with massive O-star companions contain a highly spinning BH ($a > 0.8$), while the spins of transient BHs span the entire range of prograde values from near-zero (e.g. A0620–00) to near-maximal (e.g. GRS 1915+105).

We conclude by noting that Morningstar et al. (2014) recently reported a retrograde spin for Nova Mus 1991 (GRS 1124–683). We exclude this result from Table 1 and do not use it because it is based on an approximate analysis of the X-ray data (e.g. the treatment of the effects of spectral hardening is crude), and on provisional literature estimates of M , i and D (e.g., M is reported in a non-refereed conference paper by Gelino 2004).

1.2. Early Theoretical Efforts

Undoubtedly, the internal differential rotation of massive stars, which are the progenitors of stellar-mass BHs, plays a crucial role in the understanding of the origin of BH spin. Stellar rotation has been a subject of intense study for over a decade now (Maeder & Meynet 2012; Langer 2012, and references therein). Although significant advances have been achieved in the codes used to study the effects of rotation on stellar structure and evolution, the basic physics of the angular momentum transport mechanisms are still uncertain (e.g. Kawaler 1988; Heger et al. 2005; Suijs et al. 2008). Despite these uncertainties, calibrating stellar models using observed rotation rates of young pulsars and white dwarves, and taking into account the most recent stellar wind estimates for massive stars and their dependence on metallicity, it is becoming widely accepted that evolutionary models of single stars fail to predict the existence of highly spinning BHs at solar-like metallicity, like those observed in some Galactic XRBs (e.g. Woosley & Bloom 2006; Meynet et al. 2008; Yoon et al. 2006). A recent astroseismic study (Beck et al. 2012) reported that the cores of three red-giant stars rotate about 10 times faster than their surfaces, indicating that the angular momentum transport in the interior of stars must be relatively efficient. For comparison, stellar models with no additional angular momentum transport mechanisms predict that the core of a red giant star completely decouples from the envelope and can be rotating as much as 1000 times faster than its surface (Maeder & Meynet 2012).

Before the first stellar-mass BH spin measurements were made, Lee et al. (2002) attempted to predict the spin parameter a_* based on the current binary properties of the host system. They targeted mainly a subclass of LMXBs for which magnetic braking does not operate, namely, systems where the RLO donor is a sub-giant or giant star with mass $\gtrsim 1.5M_{\odot}$. Using simplistic, order-of-magnitude arguments about the evolutionary history of each of the BH LMXBs, they were able to estimate the pre-supernova period of the binary. Finally, they made the crucial assumptions that: (i) the pre-supernova binary was fully synchronized during the preceding common-envelope phase and that the helium star rotated as a solid body until the core had collapsed, and (ii)

that there was no mass loss or asymmetries during the core-collapse itself. This analysis allowed them to estimate the birth spin parameter a_* of the BH, which they also assumed to be equal to the present-day value. Although the very first two measurements of BH spin, those for GRO J1655–40 and 4U 1543–47 (Shafee et al. 2006), were consistent with the predictions of Lee et al. (2002), subsequent spin measurements for other LMXBs with both tighter and wider orbits disproved their model. In fact, based on the currently available BH spin measurements, one infers a positive correlation between the BH spin and the orbital period of the binaries they reside in (see Figure 1), which is the opposite of what the analysis of Lee et al. (2002) suggest (see Figures 10–12 in Lee et al. 2002).

In a series of papers, Moreno Méndez et al. (2008, 2011) and Moreno Méndez (2011) claimed that case-C MT (MT while the donor star is in the helium burning phase) or case-M evolution (which involves tidally-locked, rotationally-mixed, chemically-homogeneous stars in a close binary), cannot explain the observed BH spins in HMXBs such as LMC X-1 or M33 X-7. The authors claim that for any such system and any evolutionary scenario that the spin of the BH results from hypercritical mass accretion that occurs after the formation of the BH. This analysis has three major drawbacks: (i) It is unclear what mass reservoir could feed the BH at a high enough accretion rate in order to achieve hypercritical accretion. The stellar wind of the O-star companion in these short-lived systems cannot provide the necessary mass to spin up the BH to high a_* (see Figure 2). (ii) Even if the necessary MT rate was somehow achieved, the MT would be dynamically unstable and would lead to the merger of the binary (Valsecchi et al. 2010). (iii) If an episode of hypercritical MT was initiated after the BH formed, then this accretion has to be continued until the present day. However, there is no observational indication in any of the observed systems that this type of accretion is currently ongoing.

2. ANGULAR MOMENTUM GAIN IN STELLAR-MASS BHS DUE TO LONG-TERM STABLE ACCRETION

Galactic field LMXBs, like those for which BH spin measurements are available, are believed to form in situ via the evolution of isolated binaries. The standard formation channel (Bhattacharya & van den Heuvel 1991; Tauris & van den Heuvel 2006) involves a primordial binary system with a large mass ratio; the more massive star evolves quickly to the giant branch and the system goes into a common envelope phase. During this phase, the orbit of the system changes dramatically, as orbital energy is lost due to friction between the unevolved star and the envelope of the giant. Part of this orbital energy is used to expel the envelope of the giant star. The common envelope phase results in a tighter binary system with an unevolved low-mass main-sequence star orbiting around the core of the massive star. Soon, the massive core collapses to form a compact object. If the binary does not get disrupted or merge in any of the stages described above, angular momentum loss mechanisms, such as magnetic braking, can further shrink the orbit. The companion star eventually overflows its Roche lobe, transferring mass onto the compact object and initiating the system’s X-ray phase, which lasts ~ 1 Gyr; up to a few solar masses of material can be accreted onto the BH during this phase.

At the onset of the common envelope phase, the primary star, which is the BH progenitor, has expanded to a typical radius of $100 - 1000R_{\odot}$. Up to that moment, the expansion of

⁴ In this paper, we disregard one of these LMXBs, namely H1743–322 (Steiner et al. 2012), because its orbital period is not known

the star, the stellar wind mass loss, and the tidal interactions with the companion star that tend to synchronize the rotation of the primary with the wide orbit will, most probably, carry away any significant initial angular momentum that the primary had, and thus spin it down to low rotation rates. During the common envelope phase itself, while the orbit is shrinking significantly, the short timescale (the common envelope is expected to last for only $\lesssim 1$ thermal timescale) and the break of corotation of the binary will not allow any significant transfer of angular momentum from the orbit to the core of the primary star (e.g. Ivanova et al. 2002; Taam & Ricker 2010; Ivanova et al. 2012). Hence, the helium core is expected to be spinning relatively slowly, with a rotational velocity similar to that the primary star had just prior to the onset of the common envelope.

The common-envelope evolution is followed by a phase of detached evolution with the still unevolved low-mass secondary star and the helium core of the primary star in a close orbit. The tides are expected to operate efficiently in this phase and bring the binary in synchronization in thousands or tens of thousands of years (van den Heuvel & Yoon 2007), which is much shorter than the typical lifetimes of helium stars of $\sim 10 M_{\text{sun}}$ (Paczynski 1971). Hence, the spins of these helium stars will be most likely fully synchronized with their orbits during their core-helium burning phase (Izzard et al. 2004; Podsiadlowski et al. 2004). Whether tidal synchronization will lead to further shrinkage of the orbit and spin up of the BH progenitor star is uncertain, and it depends strongly on the metallicity of the system and its initial post-common-envelope orbital period. Detmers et al. (2008) studied in detail the tidal spin up of a helium-star BH progenitor, that is in a tight orbit with a neutron star. They found that even in this extreme configuration, where the companion is a neutron star and can fit in an orbit of a few days, the helium star cannot be spun up enough to produce a collapsar and hence a highly spinning BH. Although the synchronization of a helium star's spin to the orbit happens quickly, the whole process is limited by the widening of the binary orbit induced by the strong Wolf-Rayet wind or by the radius-evolution of the Wolf-Rayet star, which most often leads to a binary merger. The situation only gets worse if one considers non-degenerate, hydrogen-rich, low-to-intermediate mass stellar companions, which have much larger radii, because mergers in this case are at longer orbital periods.

As a consequence, the BHs formed in these systems are more likely to have low birth spin. However, the measured spins of BHs in LMXBs cover the whole range of spin parameters from $a_* = 0$ to almost $a_* = 1$. If the assumptions above are even approximately valid, then this implies that the BH spin in LMXBs is determined by the matter that the BH has accreted during the long stable accretion phase of the system. Support for this view is provided by Podsiadlowski et al. (2003) who have shown that for certain initial binary configurations, and depending on the assumptions for the accretion efficiency, an initial non-spinning BH can be spun up to $a_* > 0.8$ by material accreted from a RLO companion star.

In order to test this hypothesis, we study the evolutionary history of each Galactic BH LMXBs with measured or estimated BH spin, following a methodology similar to Willems et al. (2005) and Fragos et al. (2009). Since direct backwards integration of the differential equations governing stellar and binary evolution is not feasible (nor unique), reversing the stellar and binary evolution requires the calculation of extensive grids of evolutionary sequences for binaries

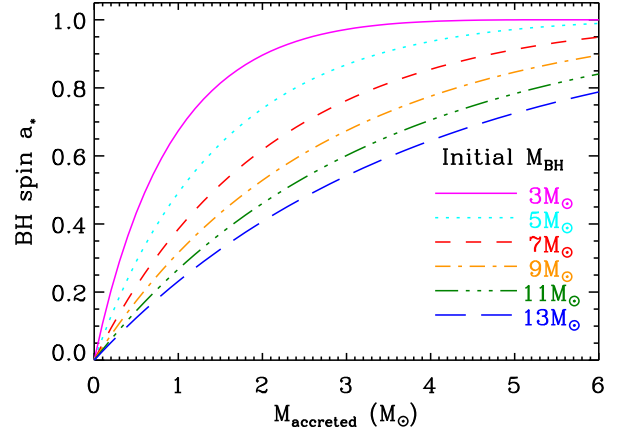


Figure 2. The dimensionless spin parameter a_* as a function of the amount of matter accreted onto a BH, for different birth BH masses. The birth spin of the BH is assumed to be zero and the matter accreted is assumed to carry the specific angular momentum of the innermost stable circular orbit (Thorne 1974).

in which a BH accretes matter from a close companion. For each evolutionary sequence, we examine whether, at any point in time, the calculated binary properties (orbital period P_{orb} ; BH mass M_{BH} ; donor mass M_2 ; donor's effective temperature T_{eff} ; and MT rate) are in agreement with their observationally inferred counterparts. While many sequences are able to satisfy some of the observational constraints, only a finite set satisfy all of them simultaneously. MT sequences that simultaneously satisfy all observational constraints represent possible progenitors of the considered LMXB and thus yield possible donor and BH masses, and orbital periods at the onset of the MT phase. But most importantly for our work, these sequences give estimates of the total amount of matter that the BH has accreted from the onset of RLO until today. Figure 2 shows the dimensionless spin parameter a_* as a function of the total mass accreted onto the BH, for different birth BH masses. The birth spin of the BH is assumed to be zero and the matter accreted is assumed to carry the specific angular momentum of the innermost stable circular orbit (Thorne 1974). Based on the constraints we derive on the total amount of matter that the BH has accreted, for each of the considered LMXBs we are able to estimate the expected spin of the BH.

3. OBSERVATIONAL SAMPLE

For the rest of our analysis we will consider a sample of the 16 dynamically confirmed Galactic BH LMXBs for which the orbital period of the binary is known. Table 2 summarizes our adopted values of the observed properties of these systems, including the masses of the two binary components, the effective temperature and the spectral type of the donor star, the orbital period of the binary, and the BH spin measurement, when available. Filled symbols correspond to systems for which the BH spin has been measured using the continuum-fitting method, and open symbols systems for which the BH spin has been estimated via the jet power - BH spin correlation. Each symbol corresponds to the same system in all figures for the rest of the paper. Finally, all reported errors or plotted error bars correspond to one standard deviation, unless otherwise specified.

In the case of GRO J1655-40, we present two analyses, each corresponding to different and inconsistent values of the BH and secondary mass that appear in the literature, since

Table 2

Currently observed properties of 16 Galactic LMXBs with a dynamically confirmed BH and at least an orbital period measurement.

Symbol	System Name	$M_{\text{BH}} [M_{\odot}]^a$	$M_2 [M_{\odot}]^b$	$P_{\text{orb}} [\text{days}]^c$	Spectral type ^d	$T_{\text{eff}} [K]^e$	a_*^f	References ^g
■	GRS 1915+105	12.4 ± 2.0	0.58 ± 0.33	33.85	K0III-K3III	4100–5433*	0.95 ± 0.05	1, 2, 3, 4, 5, 6
▼	4U 1543-47	9.4 ± 2.0	2.7 ± 1.0	1.116	A2V	9000 \pm 500	0.8 ± 0.1	7, 8, 9, 10
▲	GRO J1655-40 ^{GBO*}	6.3 ± 0.5	2.4 ± 0.4	2.622	F5III-F7III	5706–6466*	0.7 ± 0.1	11, 12, 10
►	GRO J1655-40 ^{BP*}	5.4 ± 0.3	1.45 ± 0.35	"	"	"	"	13
◆	XTE J1550-564	9.1 ± 0.61	0.30 ± 0.07	1.542	K3III/V	4700 \pm 250	0.34 ± 0.2	14, 15
●	A0620-00	6.61 ± 0.25	0.40 ± 0.05	0.323	K5V-K7V	3800–4910*	0.12 ± 0.19	16, 17, 18, 19
□	GRS 1124-683	6.95 ± 1.1	0.9 ± 0.3	0.433	K3V-K5V	4065–5214*	$0.25 \pm 0.15^\dagger$	20, 21, 22, 23
▽	GX 339-4	$8.0 \pm 1.0^\ddagger$	N/A	1.754	N/A	N/A	$0.25 \pm 0.15^\dagger$	24, 25, 23
△	XTE J1859+226	$8.0 \pm 1.0^\ddagger$	N/A	0.383	N/A	N/A	$0.25 \pm 0.15^\dagger$	26, 27, 23
○	GS 2000+251	$8.0 \pm 1.0^\ddagger$	0.34 ± 0.09	0.344	K3V-K6V	3915–5214*	$0.05 \pm 0.05^\dagger$	23, 28, 29, 30, 31
	GRO J0422+32	$8.0 \pm 1.0^\ddagger$	0.95 ± 0.25	0.212	M1V-M4V	2905–4378*	–	32
	GRS 1009-45	8.5 ± 1.0	0.54 ± 0.10	0.285	K7V-M0V	3540–4640*	–	33, 34
	GS 1354-64	$8.0 \pm 1.0^\ddagger$	N/A	2.545	G0III-G5III	4985–6097*	–	35, 36
	GS 2023+338	9.0 ± 0.6	0.54 ± 0.05	6.471	K0III-K3III	4100–5433*	–	37, 38, 39
	H1705-250	6.4 ± 1.5	0.25 ± 0.17	0.521	K3V-M0V	3540–5214*	–	40, 41
	V4641 Sgr	6.4 ± 0.6	2.9 ± 0.4	2.817	B9III	10500 \pm 200	–	42, 43, 44
	XTE J1118+480	7.6 ± 0.7	0.18 ± 0.07	0.170	K7V-M1V	3405–4640*	–	45, 46, 47

^a BH mass^b Donor star mass^c Orbital period^d Spectral type of the donor star^e Donor star's effective temperature. When the value is denoted with a *, T_{eff} is not directly measured, but is instead inferred by the reported spectral type. All transformations of spectral types to effective temperatures were done based on the tables provided in Gray (2008) and (Cox 2000), assuming typical one-standard deviation uncertainties of: ± 1000 K for O9V-B2V stars, ± 250 K for B3V-B9V, ± 100 K for A0V-M6V, ± 100 K for F0III-F9III, ± 50 K for G0III-M5III, and ± 70 K for M0III-M6III (Cox 2000). When there is a discrepancy between the values reported in Gray (2008) and (Cox 2000), the combined effective temperature range from the two tables is taken into account.^f BH spin parameter. When the value is denoted with a †, a_* is not directly measured but estimated from the maximum jet power of the system (Steiner et al. 2013)[‡] No reliable or accurate dynamical BH mass measurement is available for this system. Instead, the BH mass reported in this table is a fiducial value based on the derived BH mass distribution by Özel et al. (2010). For GX 339-4 this value is also consistent with a BH mass of $7.5 \pm 0.8 M_{\odot}$ reported by Chen (2011) based on X-ray timing data.^{*} **GBO, BP:** Two analyses for the determination of the BH and companion mass are available in the literature for GRO J1655-40, the one by Greene et al. (2001) denoted in the table by the superscript "GBO", and the one by Beer & Podsiadlowski (2002) denoted by the superscript "BP". At present it is unclear which of the two analyses (GBO or BP) yields the most reliable estimates of M_{BH} and M_2 . We therefore consider both sets of constraints and study them as two separate cases.^g **References:** (1) Reid et al. (2014), (2) Steeghs et al. (2013), (3) Greiner et al. (2001b), (4) Greiner et al. (2001a), (5) Harlaftis & Greiner (2004), (6) McClintock et al. (2006), (7) Orosz (2003), (8) Orosz et al. (in preparation), (9) Orosz et al. (1998), (10) Shafee et al. (2006), (11) Greene et al. (2001), (12) Shahbaz et al. (1999), (13) Beer & Podsiadlowski (2002), (14) Orosz et al. (2011b), (15) Steiner et al. (2011), (16) Johannsen et al. (2009), (17) Cantrell et al. (2010), (18) Neilsen et al. (2008), (19) Gou et al. (2010), (20) Orosz et al. (1996), (21) Gelino et al. (2001), (22) Casares et al. (1997), (23) Steiner et al. (2013), (24) Cowley et al. (1987), (25) Hynes et al. (2003), (26) Zurita et al. (2002), (27) Filippenko & Chornock (2001), (28) Harlaftis et al. (1996), (29) Filippenko et al. (1995), (30) Casares et al. (1995), (31) Barret et al. (1996), (32) Harlaftis et al. (1999), (33) Filippenko et al. (1999), (34) Macias et al. (2011), (35) Casares et al. (2009), (36) Casares et al. (2004), (37) Casares & Charles (1994), (38) Khargharia et al. (2010), (39) Hynes et al. (2009), (40) Remillard et al. (1996), (41) Harlaftis et al. (1997), (42) Orosz et al. (2001), (43) Sadakane et al. (2006), (44) MacDonald et al. (2014), (45) González Hernández et al. (2012), (46) Khargharia et al. (2013), (47) Calvelo et al. (2009)

it is unclear which results are more reliable. In Table 2 and throughout the rest of the paper, the pair of masses reported by Greene et al. (2001) for GRO J1655-40 are denoted by the superscript "GBO", and those by Beer & Podsiadlowski (2002) are denoted by the superscript "BP".

We should note here that LMC X-3 is excluded from our observed comparison sample, despite being a transient RLO XRB with a BH accretor and having new robust observational constraints on its physical properties (Orosz et al. 2014; Steiner et al. 2014b). The reason for this exclusion is that the metallicity of its donor star is significantly sub-solar ($Z \lesssim 0.4Z_{\odot}$), and thus a comparison of its observed properties with a grid of binary MT sequences run at solar metallicity (see Section 4) is not appropriate. A detailed analysis of the evolutionary history of LMC X-3 will follow in a separate paper.

4. THE GRID OF MT CALCULATIONS

We used the publicly available stellar evolution code MESA (Modules for Experiments in Stellar Astrophysics Paxton et al. 2011, 2013) in order to calculate a grid of $\sim 28,000$ evolutionary sequences for BH XRBs undergoing mass transfer. The sequences cover the available initial parameter space for the masses of the BH and the donor star, and for the orbital period at the onset of the RLO. Specifically we consider initial BH masses (M_{BH}) from $3M_{\odot}$ to $10M_{\odot}$ in

increments of $1M_{\odot}$; donor star masses (M_2) between $0.5M_{\odot}$ and $10.0M_{\odot}$ in increments of $0.1-0.2M_{\odot}$; and initial binary orbital periods between 0.2 days and 100.0 days in increments of 0.05–5.0 days. Since we assume that all systems were formed from isolated primordial binaries in the Galactic disk, we adopt a solar metallicity for the donor stars in our MT calculations. For all the simulations we have used version 5527 of MESA along with the MESA Software Development Kit released on 09/18/2013, and we follow the implicit MT rate calculation prescription⁵. Since the goal of this work is to test the hypothesis that the measured values of a BH's spin can be accounted for solely by the quantity of mass it accretes during its XRB phase, we consider the limiting case of fully conservative MT, even when the accretion rate exceeds the Eddington accretion rate (\dot{M}_{Edd}). We do acknowledge that the accretion efficiency is a major source of uncertainty in these systems, which is why the amount of material accreted onto the BH in each of the MT sequences should only be considered as an upper limit. Finally, we should mention that the MT sequences were terminated when either of the following criteria were satisfied: (i) the age of the system exceeds the age of the Universe (13.7 Gyr), (ii) the orbital period exceeds

⁵ The detailed MESA input (inlist) files used in our simulations are available online at: <http://mesastar.org/results>

one year, (iii) the mass of the donor star becomes less than $0.08 M_{\odot}$, or (iv) the donor star becomes degenerate.

Figure 3 is a visual representation of the parameter space covered by our grid of MT sequences, for an initial BH mass of $7 M_{\odot}$. The region enclosed by the dashed line in the left panel denotes the considered parameter space of initial conditions, donor mass and orbital period at the onset of RLO. The gray shaded region shows the parameter space, in the donor mass - orbital period plane and donor's effective temperature - orbital period plane, that is covered by the evolutionary tracks. Focusing on the donor mass - orbital period plane one can see that the parameter space to be covered by our MT sequences is finite. The black solid line shows the ZAMS mass-radius relation. No MT sequence track can cross to the area below this line because the initial mass would then be too great to fit within its Roche lobe. Furthermore, we have adopted a maximum initial mass of $10 M_{\odot}$ for the donor star and a maximum orbital period of one year; if these limits are exceeded, the MT sequence is terminated. These two limits create the sharp boundaries on the right and on the top side of the gray shaded region respectively. Finally, the sharp boundary on the left side of the gray region is a result of our criterion for termination of a MT sequence when the donor star becomes degenerate. This boundary coincides with the mass-radius relation of helium white dwarves (Rappaport et al. 1995).

On the same figure we overlay the present-day observed properties of seven out of the nine systems from Table 2 for which measurements of the donor's mass and effective temperature, and a BH spin measurement or estimate are available. We should note here that the density of tracks shown in Figure 3 is *not* proportional of the probability of observing a system in a specific part of the parameter space. On the contrary, in the region near the bifurcation period⁶ (lower left corner of both panels), where the tracks diverge from each other, the density of tracks is low. However, the systems evolve slowly along these tracks which makes observing a system in this region very likely. In fact, half of the observed systems lie in this part of the parameter space.

5. RESULTS

5.1. Unravelling the Evolutionary History of Galactic LMXBs back to the Onset of RLO

For each of the calculated MT sequences of our grid, we checked if there is a time during the evolution of each system in Table 2 at which its properties satisfy simultaneously all the observational constraints: the masses of the BH and the donor star, the temperature of the donor star, and the orbital period. In all cases, we consider that a MT sequence satisfies an observational constraint when the calculated model property is within two standard deviations from the observed value. Since all LMXBs in Table 2 are X-ray transients, we also check whether the MT rate is below the critical rate for the occurrence of thermal disk instabilities, which are believed to cause the transient behavior of LMXBs (van Paradijs 1996; King et al. 1996; Dubus et al. 1999; Menou et al. 2002).

MT sequences that simultaneously satisfy all observational

constraints represent possible progenitors of the considered XRB and thus yield possible donor and BH masses and orbital periods at the onset of the MT phase. The time at which the sequences satisfy all present observational constraints provides us with an estimate for the age of the donor. In addition, this age directly gives us the age of the system and the time since the BH formed, assuming that the donor was approximately unevolved at that time. Finally, from each MT sequence that successfully reproduces all the observed properties of a given LMXB, we are able to derive the maximum amount of material that has been accreted onto the BH. This is a crucial quantity that allows us to calculate the predicted spin of the BH, assuming that the BH was initially not spinning and that the accreted material carries the specific angular momentum of the ISCO (Thorne 1974, see also Figure 2). We again note that, since we assumed fully conservative MT, the estimated amount of accreted material, and hence the estimated BH spin, should only be thought of as upper limits.

In Figure 4 we show, as an example, the systematic behavior of two selected MT sequences with different initial component masses and orbital periods. The two selected sequences satisfy at some point of their evolution all the observational constraints for GRS 1915+105, including its very high BH spin. The light grey (red) line corresponds to a MT sequence with $M_2 = 5.2 M_{\odot}$, $M_{\text{BH}} = 4.0 M_{\odot}$, and $P_{\text{orb}} = 0.7$ days at the start of RLO, which is the sequence with the lowest initial donor mass that manages to satisfy all observational constraints for GRS 1915+105. The dark grey (red) line corresponds to a MT sequence with $M_2 = 10.0 M_{\odot}$, $M_{\text{BH}} = 7.0 M_{\odot}$, and $P_{\text{orb}} = 0.85$ days at the start of RLO, which is the MT sequence with the most massive donor. Figure 4 shows for the same two sequences the evolution of the MT rate as a function of the time elapsed since the onset of RLO.

We see that in both of these examples for GRS 1915+105 that the initial mass of the donor star is higher than the initial mass of the BH. Conservative MT from the more massive component of a binary to the less massive one causes the orbit to initially shrink, until the mass ratio of the binary inverts (see right panel of Figure 4). During this initial phase of MT the donor star is still on the main sequence. At the same time, however, the shrinkage of the orbit due to angular momentum conservation gives rise to high MT rates ($\sim 10^{-5} M_{\odot} \text{ yr}^{-1}$) which also brings the donor star out of thermal equilibrium. This is more obvious in the sequence with the more massive donor star, as $\sim 1.5 M_{\odot}$ must be transferred to the BH before the mass ratio is inverted. Soon after the mass ratio of the binary is inverted, the orbit starts expanding as a result again of angular momentum conservation, and the binary goes into a long-lived phase of thermally stable MT, at much lower MT rates ($\sim 10^{-8} M_{\odot} \text{ yr}^{-1}$).

At some point the donor star leaves the main sequence and evolves towards the giant branch. This brings the binary into a second phase of thermally unstable MT, during which the whole envelope of the donor star will be transferred onto the BH. The end of this last MT phase will leave behind the naked helium core of the donor star, detached and orbiting around the BH. The low-mass naked helium core will become degenerate and form a helium white dwarf. (See in the left panel of Figure 4 the spike in the effective temperature of the companion star toward the end of the MT sequence.) The evolutionary path described here is typical for systems like GRS 1915+105 where the BH needs to double its mass via accretion in order to spin up all the way to

⁶ The bifurcation period is the critical orbital period that separates the formation of converging systems (which evolve towards shorter orbital periods until the mass-losing component becomes degenerate and an ultra-compact binary is formed) from the formation of diverging systems (which evolve towards longer orbital periods until the mass-losing star has lost its envelope and a wide detached binary is formed). The exact position of the bifurcation period in the diagram depends on assumptions about the strength of the magnetic breaking and the accretion efficiency.

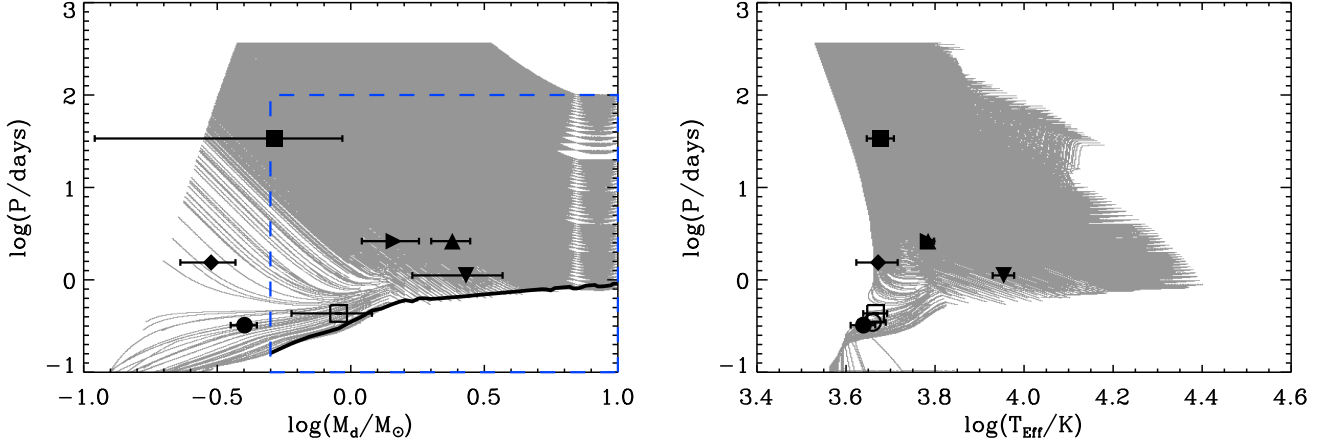


Figure 3. The gray shaded area shows the parameter space in the orbital period-donor star’s mass (**left panel**) and in the orbital period-donor star’s effective temperature (**right panel**) plane that is covered by our grid of MT sequences, assuming an initial BH mass of $7M_{\odot}$. The black solid line in the left panel shows the ZAMS mass-radius relation. No MT sequence track can cross to the area below this line. The area enclosed by the (blue) dashed line in the left panel shows the parameter space of initial conditions that is covered by our grid. For comparison we have over-plotted the orbital periods, donor star masses and effective temperatures of the 9 Galactic LMXBs with measured or estimated spins listed in Table 2.

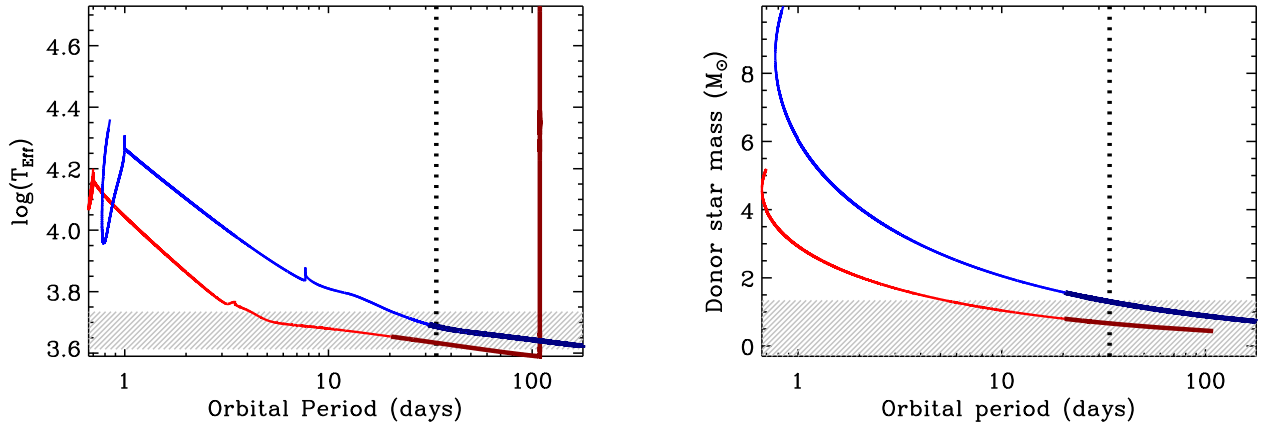


Figure 4. Evolutionary tracks of two selected MT sequences with different initial component masses and orbital periods that at some point during the evolution of the system satisfy simultaneously all the observational constraints of the Galactic LMXB GRS 1915+105. The **left panel** shows the variation of the orbital period as a function of the donor star’s effective temperature, and the **right panel** displays the variation of the donor mass as a function of the orbital period. The gray hatched regions indicate the observational constraint (at 90% confidence) on the present-day donor’s effective temperature (left panel) and mass (right panel). The vertical dotted line in both panels represents the currently observed orbital period of GRS 1915+105. In both panels, the thick/darker part of the evolutionary tracks indicates the part of the sequence where the modeled system satisfies the observational constraints not shown in the corresponding panel (e.g. BH and donor mass, MT rate, and BH spin for the left panel). Successful sequences that simultaneously satisfy all observational constraints are therefore given by tracks for which the thick part of the track crosses the P_{orb} constraint line inside the hatched region on the left panel. In both panels the **light grey (red) line** corresponds to a MT sequence with $M_2 = 5.2M_{\odot}$, $M_{\text{BH}} = 4.0M_{\odot}$, and $P_{\text{orb}} = 0.7$ days at the start of RLO. The **dark grey (blue) line** indicates a MT sequence with $M_2 = 10.0M_{\odot}$, $M_{\text{BH}} = 7.0M_{\odot}$, and $P_{\text{orb}} = 0.85$ days at the start of RLO. The two selected MT sequences are the ones with the least massive and most massive donor star, respectively, that are able to satisfy at some point in their evolution all the observational constraints of GRS 1915+105, including its very high spin.

$a_* \sim 1$ (see also discussion in Podsiadlowski et al. 2003). Furthermore, in this evolutionary scenario for GRS 1915+105, a short phase of super-Eddington accretion ($2 - 100 \times \dot{M}_{\text{Edd}}$) is predicted, during which $0.5 - 6.4M_{\odot}$ are accreted onto the BH (see also Tables 3 and 4). Our results are in agreement with Podsiadlowski et al. (2003), who first demonstrated that the secondary of GRS 1915+105 could have been an intermediate-mass star. Their calculations, which assumed Eddington limited accretion, showed that the initial mass of the donor in GRS 1915+105 may have been as high as $\sim 6M_{\odot}$ and the BH may have accreted up to $\sim 4M_{\odot}$ from its companion. We should note here that Podsiadlowski et al. (2003) only considered an initial BH mass of $10M_{\odot}$, which is relatively massive and makes the spin-up of the BH more difficult, and

results in somewhat different observational constraints for the current mass of the BH and its companion from earlier observational studies. Taking into account these two factors, we find that our constraints on the properties of GRS 1915+105 at the onset of RLO are in overall agreement with those from Podsiadlowski et al. (2003), and that our assumption of fully conservative (instead of Eddington limited) accretion does not change the qualitative picture of the evolution of this system nor the fact that the observed extreme spin can be accounted for solely by the material that the BH has accreted after its formation.

Figures 4 and 5 showcase the evolution of the XRB with the most extreme measured BH spin. We stress that the evolution of all other systems with measured or estimated BH spins

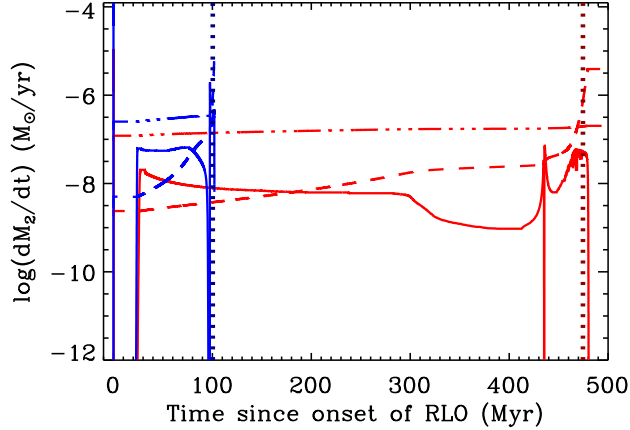


Figure 5. The MT rate as a function of time since the onset of RLO for the same two MT sequences considered in Figure 4. The triple-dot-dashed lines correspond to the Eddington MT rate, and the dashed line to the critical MT rate below which the accretion disk becomes thermally unstable and the XRB exhibits transient behavior. The thick, vertical dotted lines show the time at which each of the MT sequences satisfy simultaneously all the observational constraint of GRS 1915+105.

listed in Table 2 does not require highly super-Eddington MT phases. Apart from GRS 1915+105, the rest of the systems listed in Table 2 can be divided into two categories. In the first category we have LMXBs in close orbits ($P_{\text{orb}} < 1$ day) with K-dwarf donor stars. These systems followed an evolution similar to XTE J1118+480 (Fragos et al. 2009), where the orbital period at the onset of RLO was below the bifurcation period ($\sim 0.7 - 1.0$ day) and the initial donor mass was below $1.5 M_{\odot}$, which allows magnetic braking to operate. The MT rate in these systems is regulated by the angular momentum losses due to magnetic braking, and is always well below the Eddington limit. In these systems a maximum of $\sim 1 M_{\odot}$ of material can be transferred from the donor star to the BH. Hence, the BHs in this subclass of LMXBs cannot be spun up via accretion, and their spins are therefore expected to be low.

In the second category we have XRBs with orbital periods of $\sim 1 - 3$ days and, at the end of their main-sequence or sub-giant phase, have donor stars of up to a few solar masses. The general evolutionary history of these systems is similar to that of GRO 1655-40, which was studied in detail by Beer & Podsiadlowski (2002) and Willems et al. (2005). The MT rate of this subclass of LMXBs is determined by the nuclear evolution of the donor which is still near the end of the main sequence and is expected to be again sub-Eddington (see also Podsiadlowski et al. 2003). The initial donor mass of this sub-class of LMXBs at the onset of RLO could be as high as $\sim 5 M_{\odot}$, providing a larger supply of material that can be accreted by the BH, resulting in a higher BH spin. Hence, the BHs in these systems can have moderately high spins.

Following our methodology, we are able to find “successful” MT sequences for *all* of the Galactic BH LMXBs listed in Table 2. As explained earlier, these MT sequences represent possible progenitors of the currently observed systems. Table 3 shows a summary of the selected properties of MT sequences calculated to satisfy simultaneously all the observational constraints, excluding the BH spin measurement or estimate, for each of the BH LMXBs in Table 2. The current parameters correspond to the point where for each system the binary’s orbital period is equal to the observed orbital period.

As mentioned earlier, we assumed fully conservative MT, and thus the estimated amount of accreted material and the estimated BH spin should only be thought of as upper limits. This is why the last two columns of Tables 3-5 are denoted as the maximum accreted mass ($\text{Max. } M_{\text{acc}}$) and maximum BH spin ($\text{Max. } a_*$). In addition, we report for comparison (in parentheses) the amount of mass that would have been accreted and the spin parameter that the BH would have achieved assuming that the accretion rate could not exceed the Eddington limit. The numbers reported in parentheses have not been calculated self-consistently; they are simply estimates derived by calculating for each sequence how much of the transferred material was accreted at MT rates exceeding the Eddington limit.

For V4641 Sgr we were only able to find “successful” MT sequences that satisfy all the observational constraints simultaneously by assuming an accretion efficiency of 50% and a MT that is not fully conservative. The companion star in V4641 Sgr is too hot for a star of its mass, suggesting that it has a larger core than an isolated star of $\sim 3 M_{\odot}$ at a similar evolutionary stage. Such a condition in an interacting binary may result from the donor star losing part of its envelope while its core remains approximately its original size, thus appearing hotter and more luminous than indicated by its current mass. At the same time, however, if the BH accreted all the material the companion star lost in order to appear as it is today, then the BH mass would exceed its currently observed value. This issue, which arises only in the case of V4641 Sgr, results from the properties of the donor star described above and the precise value of mass reported for this BH. Furthermore, this is the only system in our study for which we find that the companion was most likely significantly more massive than the BH at the onset of the RLO. This results in an initial phase of thermally unstable MT phase, with MT rates as high as $\sim 10^{-3}$, which persists until the mass ratio of the binary inverts. Our assumption of fully conservative MT, given these extreme super-Eddington MT rates, is highly unlikely in this case. This in turn justifies our finding that an accretion efficiency of $\lesssim 50\%$ is needed in order to explain the evolutionary history of V4641 Sgr.

Our grid of MT sequences was calculated assuming fully conservative MT. The estimate of the effect of a lower accretion efficiency (similar to the situation described earlier concerning the MT rate pegged at the Eddington limit) was done at post processing in an approximate way. Namely, for a MT sequence that was calculated initially as fully conservative, we simply recalculated the BH mass at each timestep assuming that only part of the material lost from the donor was accreted by the BH. There is an inconsistency in this approach, as the orbital evolution of the binary is still done assuming fully conservative MT. However, this approximate estimate already gives us a good feeling for the effects of an accretion efficiency that is less than 100%. A proper determination of these numbers would require a recalculation of the entire grid of MT sequences in order to self-consistently evolve the orbit of the binary when part of the material is lost from the system. However, this would be very computationally expensive and is outside the scope of this paper.

5.2. Constraints on the Maximum BH Spin

Following the same procedure as described in Section 5.1, but this time using as an additional constraint, namely the measured or estimated BH spin for those systems for which these data are available, we can test the main hypothesis of this work: That BHs in Galactic LMXBs were born with neg-

Table 3

Summary of selected properties of MT sequences calculated to satisfy simultaneously all the observational constraints, excluding the BH spin, for each of the BH LMXBs in Table 2. The current parameters correspond to the point where the binary’s orbital period is equal to the observed orbital period of each system.

System	Parameters at onset of RLO					Current parameters					
	M_{BH}^{a} (M_{\odot})	M_2^{b} (M_{\odot})	$P_{\text{orb}}^{\text{c}}$ (days)	X_2^{d}	τ_2^{e} (Gyr)	M_{BH}^{a} (M_{\odot})	M_2^{b} (M_{\odot})	X_2^{d}	τ_2^{e} (Gyr)	$\max. M_{\text{acc}}^{\text{g}}$ (M_{\odot})	$\max. a_*^{\text{h}}$
GRS 1915+105	3.-10.	1.0-10.0	0.6-30.0	0.0-0.7	0.0-12.4	8.4-15.9	0.3-1.3	0.0-0.0	0.1-12.5	0.0-9.0 (0.0-5.6)	0.01-1.00 (0.01-0.95)
4U 1543-47	3.-10.	2.2-6.4	0.6- 1.1	0.3-0.7	0.0- 0.5	5.4-10.8	2.0-2.7	0.3-0.4	0.1- 0.6	0.0-4.0 (0.0-1.4)	0.01-1.00 (0.00-0.76)
GRO J1655-40 ^{GBO}	4.- 6.	2.6-5.0	0.7- 1.7	0.2-0.7	0.0- 0.4	5.4- 7.3	1.7-2.1	0.0-0.2	0.3- 0.6	0.5-3.2 (0.5-2.7)	0.26-0.94 (0.26-0.90)
GRO J1655-40 ^{BP}	3.- 5.	2.6-3.8	1.0- 1.7	0.2-0.5	0.1- 0.4	4.8- 5.9	1.7-2.0	0.0-0.2	0.2- 0.6	0.6-2.1 (0.5-1.8)	0.33-0.90 (0.33-0.78)
XTE J1550-564	7.- 9.	0.9-1.5	0.3- 0.9	0.0-0.6	1.1-10.6	8.0-10.0	0.2-0.4	0.0-0.6	4.0-13.5	0.6-1.2 (0.6-1.2)	0.21-0.44 (0.21-0.44)
A0620-00	5.- 6.	1.1-1.8	0.6- 0.8	0.0-0.7	0.0- 6.4	6.3- 6.9	0.4-0.5	0.0-0.1	2.7- 8.0	0.7-1.3 (0.7-1.3)	0.34-0.59 (0.34-0.59)
GRS 1124-683	4.- 8.	1.0-1.8	0.3- 0.9	0.0-0.7	0.0-10.2	4.8- 8.9	0.3-0.8	0.0-0.6	0.9-11.9	0.3-1.1 (0.3-1.1)	0.12-0.62 (0.12-0.62)
GX 339-4	3.- 9.	0.6-8.8	0.2- 1.7	0.0-0.7	0.0-11.9	6.0-10.0	0.0-3.0	0.0-0.7	0.0-13.6	0.0-5.8 (0.0-2.6)	0.01-1.00 (0.00-0.89)
XTE J1859+226	5.- 9.	0.6-1.8	0.2- 0.9	0.0-0.7	0.0-10.2	6.1-10.0	0.0-1.1	0.0-0.7	0.1-13.6	0.1-1.5 (0.0-1.5)	0.02-0.63 (0.00-0.63)
GS 2000+251	5.- 9.	0.9-1.8	0.3- 0.9	0.0-0.7	0.0-10.2	6.0- 9.9	0.2-0.8	0.0-0.6	0.8-13.0	0.1-1.3 (0.1-1.3)	0.05-0.57 (0.05-0.57)
GRO J0422+32	5.- 9.	0.8-1.5	0.3- 0.7	0.2-0.7	0.0-10.2	6.0-10.0	0.5-0.6	0.1-0.7	0.4-10.8	0.2-1.0 (0.0-1.0)	0.09-0.49 (0.00-0.49)
GRS 1009-45	6.-10.	1.0-1.6	0.6- 0.8	0.0-0.7	0.0- 9.2	6.5-10.5	0.3-0.6	0.0-0.3	2.1-10.4	0.5-1.3 (0.5-1.3)	0.15-0.50 (0.15-0.50)
GS 1354-64	3.- 9.	1.6-6.8	0.6- 2.4	0.0-0.7	0.0- 2.1	6.0-10.0	1.2-1.9	0.0-0.1	0.4- 2.1	0.0-5.1 (0.0-2.5)	0.01-1.00 (0.01-0.89)
GS 2023+338	7.- 9.	1.0-2.0	0.6- 2.0	0.0-0.7	0.0-12.0	7.8-10.2	0.5-0.6	0.0-0.0	2.1-12.3	0.4-1.4 (0.4-1.4)	0.13-0.49 (0.13-0.49)
H1705-250	4.- 6.	1.0-1.5	0.4- 0.9	0.0-0.7	0.0- 5.4	5.2- 7.4	0.1-0.3	0.0-0.5	2.3- 6.6	0.9-1.4 (0.9-1.4)	0.40-0.63 (0.40-0.63)
V4641 Sgr [†]	3.- 4.	7.0-7.8	1.2- 1.7	0.3-0.5	0.0- 0.0	5.4- 6.6	2.1-2.7	0.0-0.2	0.0- 0.1	2.3-2.6 (0.0-0.9)	0.85-0.94 (0.03-0.53)
XTE J1118+480	6.- 7.	1.0-1.8	0.6- 0.8	0.0-0.7	0.0- 9.2	6.9- 8.1	0.1-0.3	0.0-0.6	1.5-11.2	0.7-1.6 (0.7-1.6)	0.29-0.59 (0.29-0.59)

^a BH mass

^b Donor star mass

^c Orbital period

^d Central hydrogen fraction of the donor star

^e Age of the donor star

^f Donor’s effective temperature

^g Maximum amount of mass that the BH can accrete, assuming fully conservative MT. The numbers in parenthesis is the amount of mass that would have been accreted assuming that the accretion rate could not exceed the Eddington limit.

^h Maximum spin parameter a_* that the BH can acquire, assuming fully conservative MT. The numbers in parenthesis is the spin parameter that the BH would have if the accretion rate could not exceed the Eddington limit.

[†] No “successful” MT sequences were found for V4641 Sgr assuming fully conservative MT. The values reported for this system are assuming an accretion efficiency of 50%. See text for details.

ligible spin, and that their currently observed spin is an effect of mass accretion after BH formation. Table 4 shows that for each of the 9 Galactic BH LMXBs from Table 2 that have a BH spin measurement or estimate, we are able to find “successful” MT sequences that satisfy simultaneously all the observational constraints, *including* the BH’s spin. Therefore, our principal hypothesis is viable. Of course, the MT sequences summarized for each observed system in Table 4 are a subset of the MT sequences summarized in Table 3. A detailed list of each “successful” MT sequence and its properties at the onset of RLO and its properties presently, with and without the observed BH constraint, can be found in Table 5.

Having proven the viability of our hypothesis, we can now use our grid of MT sequences and current observational data to make predictions about the maximum spin of the BH in those systems for which there is presently no measurement or estimate of spin. These predictions are listed in Table 3. As summarized in Table 2, we predict for 7 out of the 11 LMXBs without spin measurements or estimates, a spin parameter of $\lesssim 0.6$. This is a strong prediction that will be verified or falsified in the next few years as more BH spin measurements become available. The accuracy of our predicted maximum spins depends for each BH always on the accuracy with which the other observational properties of the LMXB, namely BH and donor mass, effective temperature of the donor star and orbital period, are determined. As the quality of the observational constraints improve over time, so will the accuracy of the limits we set on the BH spin.

Apart from predicting the maximum BH spin of a spe-

cific Galactic BH LMXB, our analysis also makes predictions about a general BH LMXB population. In principle, based on our grid of MT calculations, for any four values of the observable properties of BH and donor star mass, effective temperature of the donor star and orbital period, we can first identify whether a LMXB with this combination of properties can exist; if so, then, subsequently, if the combination of 4 observable properties is covered by our grid, we can estimate the maximum spin that a BH can have in a system with such properties. However, there is no easy and intuitive way to visualize such a multidimensional parameter space. Figure 6 shows slices of this four-dimensional parameter space along the orbital period and donor star’s effective temperature, for three different values of initial BH mass. The colormaps show the maximum BH spin that a Galactic LMXB can have, based on the hypothesis that BHs in LMXBs acquire their spin through accretion. Of course, some information has been lost in the process of creating this colormap, as we have marginalized over the donor-star mass axis. We again emphasize that the colormap of Figure 6 shows the *maximum* spin that a BH can have, based on other properties of the binary it resides in. The reason that we can only set an upper limit on the BH spin (and are not able to estimate an actual value) is due to the poor constraints that we have, both observationally and theoretically, on the accretion efficiency. Our grid of MT calculations considers the limiting case of fully conservative MT (i.e. an accretion efficiency of 100%); hence our predictions of BH spin should only be treated as upper limits.

In all three panels of Figure 6, there is a region of parameter

Table 4

Same as Table 3, but this time the MT sequences satisfy simultaneously all the observational constraints, including the BH spin measurement or estimate. Only the 9 BH LMXBs for which a BH spin measurement or estimate exists are listed in this table.

System	Parameters at onset of RLO					Current parameters					
	M_{BH}^{a} (M_{\odot})	M_2^{b} (M_{\odot})	$P_{\text{orb}}^{\text{c}}$ (days)	X_2^{d}	τ_2^{e} (Gyr)	M_{BH}^{a} (M_{\odot})	M_2^{b} (M_{\odot})	X_2^{d}	τ_2^{e} (Gyr)	$\max. M_{\text{acc}}^{\text{g}}$ (M_{\odot})	$\max. a_*^{\text{h}}$
GRS 1915+105	3.- 7.	5.2-10.0	0.7- 1.7	0.3-0.7	0.0- 0.1	8.4-15.7	0.6-1.3	0.0-0.0	0.1- 0.9	4.5-9.0 (0.5-5.1)	0.98-1.00 (0.36-0.94)
4U 1543-47	3.- 4.	3.8-6.4	0.6- 0.8	0.6-0.7	0.0- 0.0	5.4- 7.0	2.1-2.5	0.3-0.4	0.1- 0.5	1.4-4.0 (0.1-1.4)	0.69-1.00 (0.13-0.76)
GRO J1655-40 ^{GBO}	4.- 6.	3.0-5.0	0.7- 1.3	0.3-0.7	0.0- 0.2	5.4- 7.3	1.7-2.0	0.1-0.2	0.3- 0.4	1.0-3.2 (1.0-2.7)	0.50-0.94 (0.50-0.90)
GRO J1655-40 ^{BP}	3.- 4.	2.6-3.8	1.0- 1.5	0.2-0.5	0.1- 0.4	4.8- 5.8	1.7-1.9	0.0-0.2	0.2- 0.6	0.9-2.1 (0.5-1.8)	0.52-0.90 (0.43-0.78)
XTE J1550-564	7.- 9.	0.9-1.5	0.3- 0.9	0.0-0.6	1.1-10.6	8.0-10.0	0.2-0.4	0.0-0.6	4.0-13.5	0.6-1.2 (0.6-1.2)	0.21-0.44 (0.21-0.44)
A0620-00	6.- 6.	1.1-1.3	0.7- 0.8	0.0-0.1	2.8- 6.4	6.7- 6.9	0.4-0.5	0.0-0.0	4.1- 8.0	0.7-0.9 (0.7-0.9)	0.34-0.39 (0.34-0.39)
GRS 1124-683	4.- 8.	1.0-1.8	0.3- 0.9	0.0-0.7	0.0-10.2	4.8- 8.9	0.3-0.8	0.0-0.6	0.9-11.9	0.3-1.1 (0.3-1.1)	0.12-0.47 (0.12-0.47)
GX 339-4	5.- 9.	0.6-4.4	0.2- 1.7	0.0-0.7	0.0-11.9	6.0-10.0	0.0-2.6	0.0-0.7	0.1-13.6	0.0-1.8 (0.0-1.6)	0.01-0.55 (0.00-0.55)
XTE J1859+226	5.- 9.	0.6-1.8	0.2- 0.9	0.0-0.7	0.0-10.2	6.1-10.0	0.0-1.1	0.0-0.7	0.1-13.6	0.1-1.2 (0.0-1.2)	0.02-0.54 (0.00-0.54)
GS 2000+251	6.- 9.	0.9-1.1	0.3- 0.6	0.0-0.7	0.7-10.2	6.2- 9.4	0.6-0.8	0.0-0.6	0.8-10.3	0.1-0.4 (0.1-0.4)	0.05-0.14 (0.05-0.14)

^a BH mass

^b Donor star mass

^c Orbital period

^d Central hydrogen fraction of the donor star

^e Age of the donor star

^f Donor's effective temperature

^g Maximum amount of mass that the BH can accrete assuming fully conservative MT. The numbers in parentheses are the amount of mass that would have been accreted assuming that the accretion rate could not exceed the Eddington limit.

^h Maximum spin parameter a_* that the BH can acquire assuming fully conservative MT. The numbers in parentheses are the spin parameter that the BH would have if the accretion rate could not exceed the Eddington limit.

Table 5

Selected properties of all individual MT sequences calculated to satisfy simultaneously all the observational constraints for each of the BH LMXBs in Table 2. The current parameters correspond to the point where the binary's orbital period is equal to the observed orbital period of each system.

Boldface denotes MT sequences that satisfy simultaneously all the observational constraints including the measured or estimated BH spin whenever it is available.

System	Sequence	Parameters at onset of RLO					Current parameters						
		M_{BH}^{a} (M_{\odot})	M_2^{b} (M_{\odot})	$P_{\text{orb}}^{\text{c}}$ (days)	X_2^{d}	τ_2^{e} (Gyr)	M_{BH}^{a} (M_{\odot})	M_2^{b} (M_{\odot})	$\log(T_{\text{eff}})^{\text{f}}$ (K)	X_2^{d}	τ_2^{e} (Gyr)	$\max. M_{\text{acc}}^{\text{g}}$ (M_{\odot})	$\max. a_*^{\text{h}}$
GRS 1915+105	1	8.0	1.0	1.30	0.00	11.76	8.7	0.29	3.63	0.00	12.48	0.71 (0.70)	0.26 (0.26)
	2	8.0	1.0	1.40	0.00	11.83	8.7	0.30	3.62	0.00	12.46	0.70 (0.69)	0.26 (0.26)
	⋮	⋮	⋮	⋮	⋮	⋮	⋮	⋮	⋮	⋮	⋮	⋮	⋮
	1854	10.0	5.2	1.50	0.32	0.06	13.9	1.33	3.69	0.00	0.11	3.87 (3.71)	0.73 (0.71)
	1855	4.0	5.4	0.70	0.70	0.00	8.7	0.67	3.63	0.00	0.47	4.73 (3.05)	0.99 (0.93)
	1856	5.0	5.4	1.20	0.45	0.04	9.5	0.94	3.67	0.00	0.16	4.46 (3.35)	0.96 (0.90)
	⋮	⋮	⋮	⋮	⋮	⋮	⋮	⋮	⋮	⋮	⋮	⋮	⋮
	⋮	⋮	⋮	⋮	⋮	⋮	⋮	⋮	⋮	⋮	⋮	⋮	⋮
	⋮	⋮	⋮	⋮	⋮	⋮	⋮	⋮	⋮	⋮	⋮	⋮	⋮
	⋮	⋮	⋮	⋮	⋮	⋮	⋮	⋮	⋮	⋮	⋮	⋮	⋮
4U 1543-47	1	6.0	2.2	1.00	0.37	0.50	6.1	2.07	3.91	0.28	0.60	0.13 (0.12)	0.07 (0.07)
	2	6.0	2.2	1.10	0.33	0.55	6.0	2.18	3.92	0.27	0.61	0.02 (0.01)	0.01 (0.01)
	⋮	⋮	⋮	⋮	⋮	⋮	⋮	⋮	⋮	⋮	⋮	⋮	⋮

^a BH mass

^b Donor star mass

^c Orbital period

^d Central hydrogen fraction of the donor star

^e Age of the donor star

^f Donor's effective temperature

^g Maximum amount of mass that the BH can accrete assuming fully conservative MT. The numbers in parentheses are the amount of mass that would have been accreted assuming that the accretion rate could not exceed the Eddington limit.

^h Maximum spin parameter a_* that the BH can acquire assuming fully conservative MT. The numbers in parentheses are the spin parameter that the BH would have if the accretion rate could not exceed the Eddington limit.

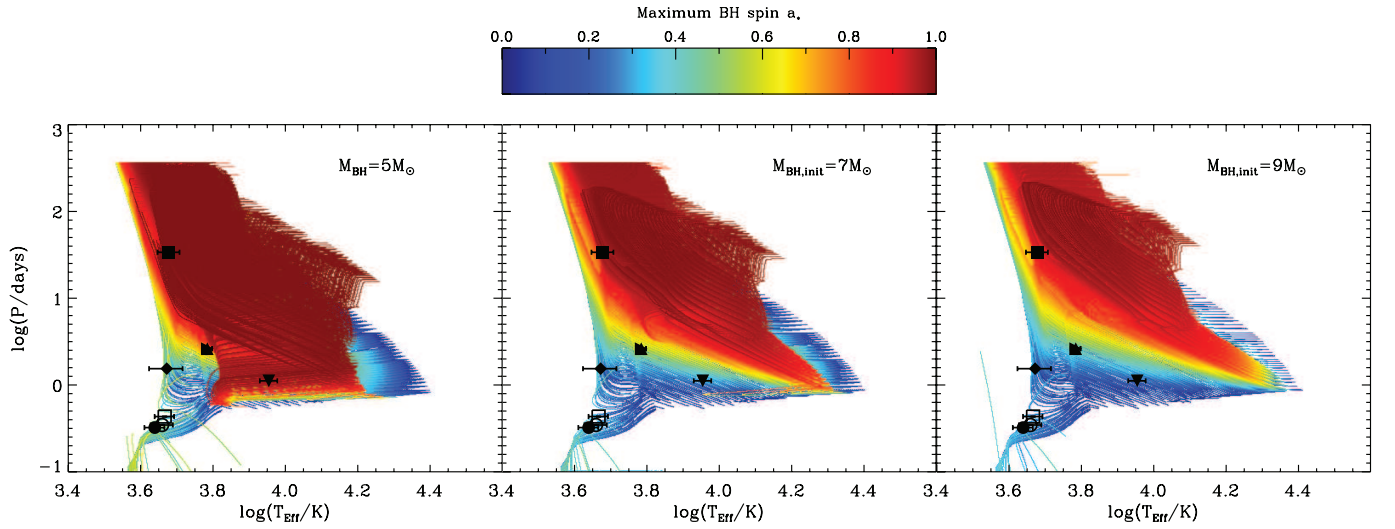


Figure 6. The colormaps show the *maximum* BH spin that a Galactic LMXB can have based on the hypothesis that BHs in LMXBs acquire their spin through accretion, for a given orbital period and effective temperature of the donor star and for three different birth BH masses. For comparison we overplot the orbital period and donor star's effective temperature for the 7 systems in Table 2, for which an estimate of the effective temperature is available.

space, for orbital periods either close or below the bifurcation period ($\lesssim 18$ hr), where our analysis predicts that the angular momentum a BH can gain through accretion is quite limited and the maximum spin that it can achieve is low ($a_* \lesssim 0.5$). This result becomes more evident if we marginalize the colormaps of Figure 6 along the effective temperature axis. Figure 7 shows exactly this. The three lines show the maximum BH spin that a Galactic LMXB can have at a given orbital period for three different birth BH masses. Although these curves offer very weak constraints for orbital periods $\gtrsim 1$ day, they pose strong constraints for the spin of BHs that reside in tight binaries.

The qualitative physical explanation of this result is simple. Due to angular momentum conservation, MT from the less massive component of a binary to the more massive one, as is the case in BH LMXBs, results in orbital expansion. Thus, after the onset of RLO in a BH LMXB, the orbital period should only increase. The mass-radius relation of zero-age main-sequence stars tells us that companion stars that fit in tight orbits of several hours have main-sequence lifetimes longer than the Hubble time. Hence, such a star would not have enough time to expand via nuclear evolution, fill its Roche lobe and enter the MT phase. However, the majority of the observed BH LMXBs in the Milky Way are found in binaries with orbital periods less than 18 hours, all the way down to a few hours. These systems must have initiated the MT in a wider binary with a more massive companion star, and due to some angular momentum loss mechanism the orbit shrank instead of expanding, as one would expect from angular momentum conservation arguments. This additional angular momentum loss mechanism is magnetic braking, and it is known to operate in all low-mass stars ($\lesssim 1.5 M_\odot$) which have a convective envelope and a radiative core. Since any BH LMXB observed today at a period below the bifurcation period must have had magnetic braking operating in order to shrink the orbit to its currently observed period, the initial mass of the companion star must have been $\lesssim 1.5 M_\odot$. The upper limit on the initial mass of the donor star puts also an upper limit on the mass that the BH can have accreted during the XRB phase. BHs found in tight LMXBs can only have accreted up to $\sim 1 M_\odot$ of material from the donor star, and therefore they can only be mildly spun up. Figure 7 clearly demonstrates this effect.

5.2.1. The reported retrograde BH spin in GRS 1124-683

Morningstar et al. (2014) recently reported a retrograde spin for GRS 1124-683 ($a_* = -0.25^{+0.05}_{-0.64}$ at 90% confidence) based on a continuum-fitting analysis, which is a surprising result. As noted in Section 1.1, this result is quite uncertain, and we do not make use of it in this paper. We nevertheless now discuss the implications of a retrograde spin.

There are three possible formation scenarios that can lead to a retrograde BH spin. One way to create such a system is with a large supernova kick, which is finally tuned in direction, imparted to the BH during its formation. However, apart from the fact that only a very small part of the parameter space would lead to such a system, making it very rare, one would also expect to see this system currently flying through the galaxy with a very high systemic velocity. There is some evidence that GRS 1124-683 may have received a non-negligible kick ($\gtrsim 65 \text{ km s}^{-1}$; Repetto et al. 2012, see Table 5), a kick magnitude though, that does not make GRS 1124-683 special compared to other Galactic BH LMXBs. Alternatively, there could have been an off-center asymmetry in the super-

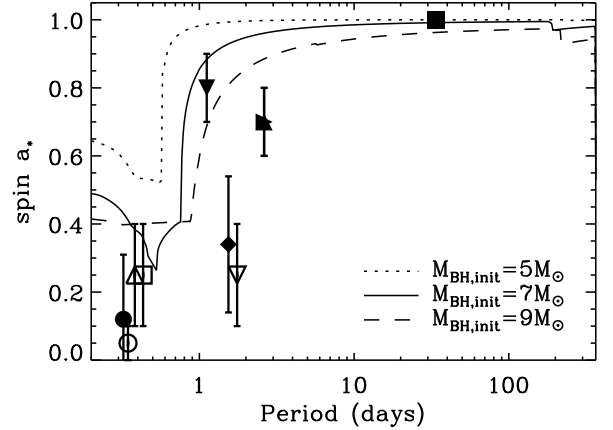


Figure 7. The *maximum* BH spin that a Galactic LMXB can have based on the hypothesis that BHs in LMXBs acquire their spin through accretion, for a given orbital period, for three different birth BH masses. For comparison we over-plot the measured or estimated BH spin versus the orbital period for the 9 LMXBs systems in Table 2. All observed systems appear to be either close or below the predicted lines of maximum BH spin.

nova explosion that changed completely both the spin axis and the spin magnitude, probably in a random way and direction. However, we have no evidence that this is the usual case, as the statistics of spin measurements so far do not point towards a random distribution in either direction nor magnitude (albeit see Farr et al. 2011a). Finally, the eccentric Kozai-Lidov mechanism (Naoz et al. 2011, 2013) has been shown to be a very effective in producing close binaries in hierarchical triple systems, where spin-orbit misalignment angle of the inner close binary can have values all the way up to 180° (Naoz & Fabrycky 2014). Hence, a hierarchical triple origin of GRS 1124-683 could in principle explain a retrograde BH spin. The common caveat of all aforementioned possible formation channels for GRS 1124-683 is that, although they can produce a misalignment of $\gtrsim 90^\circ$, the probability to create a misalignment of exactly $\gtrsim 180^\circ$ is very small, if not negligible (Fragos et al. 2010; Naoz & Fabrycky 2014). Meanwhile, the continuum fitting method for the measurement of BH spin is based on the assumption that the BH spin axis is aligned with the orbital angular momentum axis, allowing for either $\sim 0^\circ$ or $\sim 180^\circ$ spin-orbit misalignment angles.

In conclusion, given the importance of an established example of retrograde spin to our understanding of BH formation and BH binary evolution, it is important to confirm or correct the Morningstar et al. (2014) result via a rigorous continuum-fitting analysis of the X-ray data and improved determinations of the crucial input parameters: BH mass, inclination and distance (Section 1).

5.2.2. The origin of BH spin in HMXBs

As one can see in Table 1 and Figure 1, all three HMXBs with measured spins are wind fed systems which have, nevertheless, small orbital periods. In fact, in all three systems the companion stars are almost filling their Roche lobes. Taking into account the short lifetimes of these systems and the fact that the BH can only accrete mass from its companion's stellar wind, the amount of accreted mass is negligible and therefore cannot explain the observationally inferred BH spins. Hence, the BH spin in these systems must be natal (Gou et al. 2011). It is possible that all three have always been in tight orbits, since the birth of the binary. This would have allowed the

tides to operate on spinning up the core of the BH progenitor, and hence the spin in these BHs can be natal.

Massive HMXBs, like M33 X-7, can form in the galactic fields without going through a common envelope phase (e.g. Valsecchi et al. 2010; Wong et al. 2012, 2014). Instead, in a primordial massive binary with a short orbital period of a few days, the more massive primary evolves faster than the secondary, growing in size to accommodate the energy produced at its center. Eventually it expands and begins MT onto the secondary through RLO. During the first few tens of thousands of years of MT, the orbital period decreases because the more massive primary is transferring mass to the less massive secondary. When the secondary accretes enough matter to become the more massive component, the orbit starts expanding (Verbunt 1993). The primary transfers most of its H-rich envelope and becomes a Wolf-Rayet star, and the strong Wolf-Rayet wind ($\sim 2-3 \times 10^{-5} M_{\odot} \text{ yr}^{-1}$) removes much of the remaining envelope, eventually interrupting the MT. Once the Wolf-Rayet wind sets in and the MT is interrupted, the wind blows away the remaining primary's envelope to expose the helium core. At this stage, the helium star and the main-sequence companion star are still in an orbit of a few days. Assuming a full tidal synchronization during the MT phase and solid body rotation, the resulting massive helium star has enough angular momentum when the binary detaches that even a highly spinning BH can be produced. However, both of these assumption can be violated.

Among the three high-mass XRBs with measured BH spin, Cyg X-1 is the one with the most extreme measured spin value, and perhaps the one that is the most difficult to explain. Podsiadlowski et al. (2003) presented a possible evolutionary scenario for Cyg X-1 which suggests that at present the system is likely in a wind MT phase, following an earlier Roche-lobe overflow phase. In this formation scenario, the initial mass of the BH was $\sim 12 M_{\odot}$, with the secondary of initial mass $\sim 25 M_{\odot}$ filling its Roche-lobe at a period of ~ 7 day. MT occurs initially on the thermal timescale. When the mass ratio of the binary inverts, the secondary reestablishes thermal equilibrium and becomes detached as the continuing wind mass loss of the donor widens the orbit. At this point, the BH accretes material only from the stellar wind of the secondary and the system reaches its currently observed state. Eventually the secondary will expand again after it leaves the main sequence and will fill its Roche lobe for a second time. This scenario would also explain the extreme spin of the BH, which can be attributed to accretion of material during the RLO phase. However, an important prediction of this formation scenario is that currently the secondary star should be less massive than the BH, something that is in disagreement with the most recent mass estimates for the two binary components of Cyg X-1 (Orosz et al. 2011a). More recently, Axelsson et al. (2011) presented theoretical arguments showing how tidal locking of the binary, before BH formation, is unlikely to explain the spin of the BH in the HMXB Cyg X-1. Before reaching a definite conclusion, however, one needs to follow in detail the internal stellar rotation and the angular momentum exchange between the two stars and the orbit, both during the MT phases and the detached evolution of the binary. This is, of course, outside the scope of the current paper. Our purpose here is to highlight that the significantly different formation channels of low-mass and high-mass XRBs may imply different origins for the spins of the BHs they host.

5.3. Implications for the Birth BH-Mass Distribution

If our hypothesis that BHs in Galactic LMXBs acquire their spin through the accretion of matter during the XRB phase is correct, then this also implies that the birth mass of BHs that are currently observed to have high spin can be significantly less than their present-day mass. Furthermore, the birth mass of a BH in a Galactic LMXB can be fully determined by combining the present-day measurements of its mass and spin. The left panel of Figure 8, assuming again that a BH is born with negligible spin, shows the evolution of the spin as the BH accumulates mass, for different initial BH masses. In this same figure, the current BH mass and spin for the 9 Galactic BH LMXBs with measured or estimated BH spins (see Table 2) are over-plotted. Based on this figure, one can infer the birth mass of the BH in a LMXB, using the measurements of the current mass and spin of the BH, by following the appropriate spin evolution track back to spin zero. For instance, the birth mass of the BH in GRS 1915+105, which now has a spin parameter $a_* \sim 1$, has to be about half of its currently observed mass. However, this figure does not contain any information on whether a binary evolutionary track that would transfer the necessary mass from the companion star onto the BH, while also satisfying all the other currently observed properties of the system, can exist. This information was extracted from the grid of MT sequences as described in the previous sections. This procedure allows us to translate the currently observed BH mass spectrum to the initial mass function of BHs, which is a crucial step towards understanding BH formation.

Assuming that the errors in the observationally determined values of both the present-day masses and spins of the 9 systems in Table 2 are Gaussian and that the BH spin was acquired via accretion, we performed a simple Monte-Carlo simulation in order to estimate the birth BH mass for each of these systems. The right panel of figure 8 shows the probability density function of the present-day BH mass (solid lines) for each of the BH LMXBs we considered, and the estimated, through Monte-Carlo simulations, probability density function (dotted lines) of their birth BH mass. In systems like A0620-00, where the measured BH spin is very low, this process produces just a wider probability density function for the birth BH mass compared to the present-day BH mass measurement. However, for LMXBs with high BH spin the probability density functions for the birth and the present-day BH mass can differ significantly. The most extreme case is GRS 1915+105 whose probability density function for the birth BH mass peaks at $\sim 5 M_{\odot}$, while the one for the present-day BH mass is centered at $\sim 10 M_{\odot}$. In the same figure, the thick solid vertical line shows the mean present-day BH mass of the nine considered LMXB systems, while the dotted thick vertical line shows the mean birth mass. The two means differ by $\sim 1.5 M_{\odot}$, while at the same time the standard deviation of the nine highest likelihood values for the birth BH mass is also slightly smaller compared to the present day BH mass measurements ($1.6 M_{\odot}$ compared to $2.2 M_{\odot}$).

Özel et al. (2010), using the dynamical, present-day mass measurements of 16 BHs in transient LMXBs inferred that the stellar BH mass distribution in this subclass of systems is best described by a narrow distribution at $7.8 \pm 1.2 M_{\odot}$. Farr et al. (2011b), using a bayesian approach, and Kreidberg et al. (2012), taking into account potential systematic errors in the BH mass measurement, arrived at similar conclusions. All three aforementioned studies do not differentiate between the

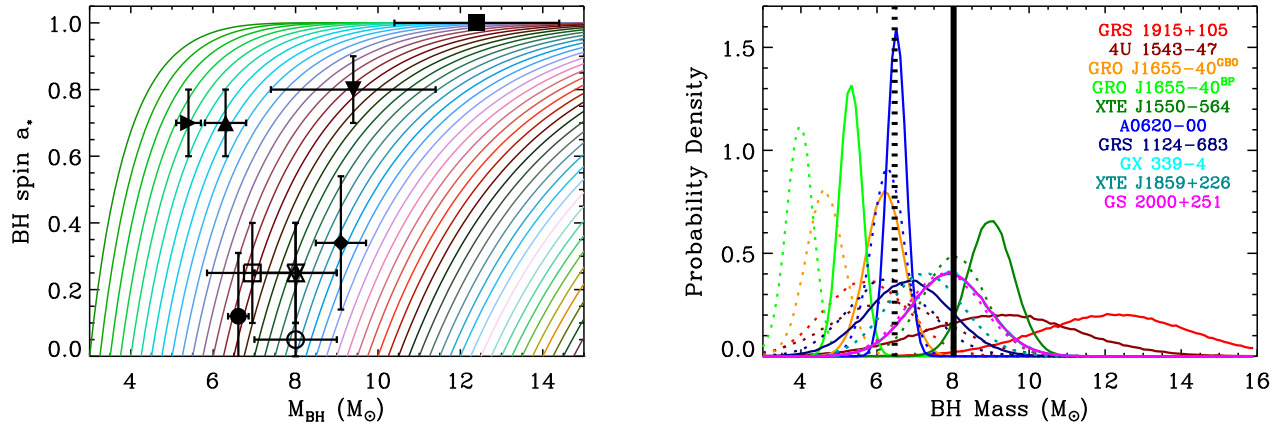


Figure 8. (Left panel): the evolution of spin parameter a_* with BH mass, as the BH is accumulating mass, assuming again that the birth spin of the BH is zero. For any pair of values of the current BH mass and spin, one can estimate the birth mass of the BH following the appropriate track. The measured BH masses and spins of the 9 LMXBs from Table 2 are also shown for comparison. **(Right panel):** The solid curves show the probability density function for the currently observed mass for the 9 LMXBs systems in Table 2, while the dotted curves correspond to estimated birth BH masses for each system, under the hypothesis that BHs in LMXBs acquire their spin through accretion. The solid vertical line shows the mean currently observed BH mass for the 9 systems in Table 2, while the vertical dotted line is the estimated mean birth BH mass for the same 9 systems. In the Monte-Carlo simulation performed in order to derive the estimated birth BH-mass probability density functions we assumed that the observational errors in the measurement of both the BH mass and BH spin are Gaussian.

current and birth BH mass distribution. However, our analysis strongly indicates that the origin of BH spin in Galactic LMXBs is the material that the BHs accreted after their formation, during the XRB phase. Hence, for any BH with non-negligible spin one can estimate the birth mass of the BH based on the currently observed mass and spin. Based on these findings, we conclude that the birth BH mass distribution is shifted towards lower masses, compared to the currently observed one, and it can be described by Gaussian distribution at $6.6 \pm 1.5 M_\odot$. We should stress here that the BH mass distribution reported here, and in the three earlier studies, should not be directly translated to a general BH mass distribution. It is valid only for BHs found in LMXBs, as the progenitor stars of these BHs have most likely lost their envelopes due to binary interactions early in their lives. Hence the mass of the resulting BH can be significantly lower compared to the BH that a single isolated star of the same ZAMS mass would produce.

The new derived birth BH mass distribution narrows somewhat, but does not close, the observed gap between the most massive neutron stars and the least massive BHs. Our results are consistent with earlier studies that attempt to explain the existence of a gap in the mass distribution of compact objects by either adopting the “rapid” supernova explosion mechanism (Fryer et al. 2012; Belczynski et al. 2012) or by assuming that progenitor stars in the mass range $16.5 M_\odot \lesssim M \lesssim 25 M_\odot$ die in failed supernovae creating BH (Kochanek 2014b,a), but they do not favor one scenario over the other. Furthermore, our derived birth-mass distribution for BHs found in LMXBs separates them even more from BHs found in HMXBs, which have typical masses $\gtrsim 10 M_\odot$. In the latter class of XRBs, due to their short lifetimes, BHs do not have a chance to accrete any significant amount of mass and thus their currently observed mass is practically the same as their birth mass. The fact that the birth-mass distribution of BHs in LMXBs seems to have a rapidly declining high-end mass at $\sim 9 M_\odot$ while the mass spectrum of BHs in HMXBs extends all the way to $\gtrsim 20 M_\odot$ indicates that the two classes of systems have very different formation channels.

6. SUMMARY AND CONCLUSIONS

This paper addresses questions related to the origin of BH spin in Galactic LMXBs. Based on the standard formation channel of LMXBs in the Galactic field via evolution of isolated binaries, we argue that at solar-like metallicities, the BH progenitor star will lose during its evolution any significant angular momentum it might initially have had, giving birth to a BH with negligible spin. Therefore, the currently observed BH spin in Galactic LMXBs must be only an effect of mass accretion during the XRB phase. In order to test this hypothesis, we created a grid of $\sim 28,000$ MT sequences, for a BH and its companion star, and used the grid in order to estimate the progenitor properties of currently observed Galactic LMXBs at the onset of RLO. As a benchmark, we compiled a sample of 16 Galactic LMXBs with dynamically confirmed BH accretors. Estimating the progenitor properties of a currently observed LMXB puts constraints on the amount of material that the BH can have accreted, and hence on the spin that the BH can have achieved. Using our grid of MT sequences and the observational sample of 16 Galactic BH LMXBs whose spins have not yet been measured, we were able to test our hypothesis and make robust predictions about the maximum possible spin that the BH in each LMXB can have. The main conclusions of this work can be summarized as follows.

1. For *all* 16 Galactic LMXBs we were able to find MT sequences that represent possible progenitors of the considered XRBs, and therefore we were able to estimate properties that their progenitors had at the onset of RLO. These “successful” MT sequences for each observed system yield possible donor and BH masses and orbital periods at the onset of the MT phase, as well as the maximum amount of material that has been accreted onto the BH since its birth.
2. Based on our estimate of the maximum amount of material that has been accreted since the BH was born, we calculated the maximum spin that the BH can have and compared these values to the BH spin measurements of 5 Galactic LMXBs. We made the same comparison for

- 4 additional Galactic LMXBs whose spins were estimated via an empirical correlation between the spin parameter and the power of the ballistic jets observed for these systems. In *all* cases we found that the measured or estimated BH spin can be fully accounted by the amount of mass that the BH may have accreted during the MT phase. Thus we conclude that our hypothesis is viable: Galactic LMXBs were born with negligible spin, and that their currently observed spin is an effect of mass accretion that occurred after the BH formed.
3. For the 7 out of the 16 Galactic LMXBs of our sample for which no spin measurement or estimate is available, we made robust predictions about the maximum spin of the BHs they host. These predictions will be tested as new measurements of BH spin become available. Furthermore, for any arbitrary BH LMXB at solar-like metallicity, we are able to set an upper limit on its BH spin based on the other observable properties of the system, such as the orbital period and the effective temperature of the companion star. Specifically, BHs in LMXBs with tight orbits ($P_{\text{orb}} \lesssim 0.6$ days), where approximately half of the observed systems are found, can only be mildly spun up to $a_* \lesssim 0.5$ during the MT phase because they could not have accreted more than $1 M_{\odot}$ of material from their companion star.
 4. Our hypothesis that BHs in Galactic LMXBs acquire their spin through the accretion of matter during the XRB phase, which is supported by the findings of this work, also implies that the birth mass of a BH in an LMXB can be significantly less than its present-day mass, and moreover, that the birth mass of a BH can be fully determined by combining the present-day measurements of its mass and spin. Our simple Monte-Carlo simulations show that on average the currently measured BH masses in Galactic LMXBs are $\sim 1.5 M_{\odot}$ higher than their birth masses. The derived birth BH-mass distribution therefore narrows, but does not close, the observed gap between the most massive neutron and the least massive BHs. The shift downward in the LMXB BH mass distribution also differentiates even more the mass spectrum of BHs found in LMXBs to that of BHs found in HMXBs, which extends all the way up to $\gtrsim 20 M_{\odot}$.
 5. One additional implication of our hypothesis is that the current misalignment of the BH spin compared to the orbital angular momentum is expected to be negligible. If the birth BH spin in LMXBs is small, as we argue in this study, then the accretion of small amount of material from the companion star will quickly bring the BH spin in alignment with the orbit, irrespectively of how large the birth BH spin tilt was. Therefore, this work favors the low birth spin population synthesis model by Fragos et al. (2010), which predicts that *at least* 95.6% of BH LMXBs are currently expected to have BH spin-orbit misalignments below 20° . This finding gives us confidence about the robustness of the BH spin measurements via the continuum fitting method, which assumes a full alignment between the BH spin and the orbital angular momentum.
 6. Unlike the case of LMXBs, the spin of BHs found in wind-fed HMXBs must be natal, as the amount of ma-

terial that these BH can accrete during their short lifetimes is negligible. This result, in conjunction with the significantly different mass spectra for the two categories of BHs, points to distinctly different BH formation channels for LMXBs and HMXBs and different origins for the spins of the BHs they host. In order to understand the origin of BH spin in HMXBs, one needs to study in detail physical processes such as the internal stellar rotation, and the angular momentum exchange between the two stars and the orbit of the progenitor binaries. This will be the subject of future work.

The measurement of the spin of stellar-mass BHs during the last decade opened a new window on our understanding of BH formation and the evolution of BH binaries. This is the first systematic work on the origin of stellar-mass BH spin based on detailed binary calculations. Our findings warrant the continuation of this type of analysis to other classes of XRBs and to other physical processes taking place in the evolution of a binary that affect BH spin.

We thank R. Narayan for useful discussions and the anonymous referee whose insightful comments improved this paper. TF acknowledges support from the Ambizione Fellowship of the Swiss National Science Foundation (grant PZ00P2_148123) and the ITC prize fellowship program of the Institute of Theory and Computation at the Harvard-Smithsonian Center for Astrophysics, where part of this work was carried out. JEM acknowledges the support of NASA grant NNX11AD08G. The computations in this paper were run on the Odyssey cluster supported by the FAS Division of Science, Research Computing Group at Harvard University.

REFERENCES

- Axelsson, M., Church, R. P., Davies, M. B., Levan, A. J., & Ryde, F. 2011, *MNRAS*, 412, 2260
- Bardeen, J. M., Press, W. H., & Teukolsky, S. A. 1972, *Astrophysical Journal*, 178, 347
- Barret, D., McClintock, J. E., & Grindlay, J. E. 1996, *Astrophysical Journal* v.473, 473, 963
- Beck, P. G., Montalbán, J., Kallinger, T., De Ridder, J., Aerts, C., García, R. A., Hekker, S., Dupret, M.-A., Mosser, B., Eggenberger, P., Stello, D., Elsworth, Y., Frandsen, S., Carrier, F., Hillen, M., Gruberbauer, M., Christensen-Dalsgaard, J., Miglio, A., Valentini, M., Bedding, T. R., Kjeldsen, H., Girouard, F. R., Hall, J. R., & Ibrahim, K. A. 2012, *Nature*, 481, 55
- Beer, M. E. & Podsiadlowski, P. 2002, *MNRAS*, 331, 351
- Belczynski, K., Bulik, T., Fryer, C. L., Ruiter, A., Valsecchi, F., Vink, J. S., & Hurley, J. R. 2010, *The Astrophysical Journal*, 714, 1217
- Belczynski, K., Wiktorowicz, G., Fryer, C. L., Holz, D. E., & Kalogera, V. 2012, *The Astrophysical Journal*, 757, 91
- Belloni, T. M., Sanna, A., & Méndez, M. 2012, *MNRAS*, 426, 1701
- Bhattacharya, D. & van den Heuvel, E. P. J. 1991, *Physics Reports*, 203, 1
- Bolton, C. T. 1972, *Nature Physical Science*, 240, 124
- Calvelo, D. E., Vrtilek, S. D., Steeghs, D., Torres, M. A. P., Neilsen, J., Filippenko, A. V., & González Hernández, J. I. 2009, *MNRAS*, 399, 539
- Cantrell, A. G., Bailyn, C. D., Orosz, J. A., McClintock, J. E., Remillard, R. A., Froning, C. S., Neilsen, J., Gelino, D. M., & Gou, L. 2010, *The Astrophysical Journal*, 710, 1127
- Casares, J. & Charles, P. A. 1994, *MNRAS*, 271, L5
- Casares, J., Charles, P. A., & Marsh, T. R. 1995, *MNRAS*, 277, L45
- Casares, J., Martín, E. L., Charles, P. A., Molaro, P., & Rebolo, R. 1997, *New Astronomy*, 1, 299
- Casares, J., Orosz, J. A., Zurita, C., Shahbaz, T., Corral-Santana, J. M., McClintock, J. E., García, M. R., Martínez-Pais, I. G., Charles, P. A., Fender, R. P., & Remillard, R. A. 2009, *ApJS*, 181, 238
- Casares, J., Zurita, C., Shahbaz, T., Charles, P. A., & Fender, R. P. 2004, *The Astrophysical Journal*, 613, L133

- Chen, T. 2011, *Jets at all Scales*, 275, 327
- Cowley, A. P., Crampton, D., & Hutchings, J. B. 1987, *Astronomical Journal* (ISSN 0004-6256), 93, 195
- Cox, A. N. 2000, *Allen's astrophysical quantities*, 4th edn. (New York: Allen's astrophysical quantities)
- Detmers, R. G., Langer, N., Podsiadlowski, P., & Izzard, R. G. 2008, *A&A*, 484, 831
- Dexter, J. & Blaes, O. 2014, *MNRAS*, 438, 3352
- Dubus, G., Lasota, J.-P., Hameury, J.-M., & Charles, P. 1999, *MNRAS*, 303, 139
- Fabian, A. C., Rees, M. J., Stella, L., & White, N. 1989, *Monthly Notices of the Royal Astronomical Society* (ISSN 0035-8711), 238, 729
- Farr, W. M., Kremer, K., Lyutikov, M., & Kalogera, V. 2011a, *The Astrophysical Journal*, 742, 81
- Farr, W. M., Sravan, N., Cantrell, A., Kreidberg, L., Bailyn, C. D., Mandel, I., & Kalogera, V. 2011b, *The Astrophysical Journal*, 741, 103
- Filippenko, A. V. & Chornock, R. 2001, *IAU Circ.*, 7644, 2
- Filippenko, A. V., Leonard, D. C., Matheson, T., Li, W., Moran, E. C., & Riess, A. G. 1999, *The Publications of the Astronomical Society of the Pacific*, 111, 969
- Filippenko, A. V., Matheson, T., & Barth, A. J. 1995, *Astrophysical Journal Letters* v.455, 455, L139
- Fragos, T., Tremmel, M., Rantsiou, E., & Belczynski, K. 2010, *ApJ*, 719, L79
- Fragos, T., Willems, B., Kalogera, V., Ivanova, N., Rockefeller, G., Fryer, C. L., & Young, P. A. 2009, *The Astrophysical Journal*, 697, 1057
- Fryer, C. L., Belczynski, K., Wiktorowicz, G., Dominik, M., Kalogera, V., & Holz, D. E. 2012, *The Astrophysical Journal*, 749, 91
- Gelino, D. M. 2004, *Compact Binaries in the Galaxy and Beyond*, 20, 214
- Gelino, D. M., Harrison, T. E., & McNamara, B. J. 2001, *The Astronomical Journal*, 122, 971
- Georgy, C., Meynet, G., Walder, R., Folini, D., & Maeder, A. 2009, *A&A*, 502, 611
- González Hernández, J. I., Rebolo, R., & Casares, J. 2012, *ApJ*, 744, L25
- Gou, L., McClintock, J. E., Liu, J., Narayan, R., Steiner, J. F., Remillard, R. A., Orosz, J. A., Davis, S. W., Ebisawa, K., & Schlegel, E. M. 2009, *The Astrophysical Journal*, 701, 1076
- Gou, L., McClintock, J. E., Reid, M. J., Orosz, J. A., Steiner, J. F., Narayan, R., Xiang, J., Remillard, R. A., Arnaud, K. A., & Davis, S. W. 2011, *The Astrophysical Journal*, 742, 85
- Gou, L., McClintock, J. E., Remillard, R. A., Steiner, J. F., Reid, M. J., Orosz, J. A., Narayan, R., Hanke, M., & García, J. 2014, *The Astrophysical Journal*, 790, 29
- Gou, L., McClintock, J. E., Steiner, J. F., Narayan, R., Cantrell, A. G., Bailyn, C. D., & Orosz, J. A. 2010, *ApJ*, 718, L122
- Gray, D. F. 2008, *The Observation and Analysis of Stellar Photospheres*
- Greene, J., Bailyn, C. D., & Orosz, J. A. 2001, *The Astrophysical Journal*, 554, 1290
- Greiner, J., Cuby, J. G., & McCaughrean, M. J. 2001a, *Nature*, 414, 522
- Greiner, J., Cuby, J. G., McCaughrean, M. J., Castro-Tirado, A. J., & Mennickent, R. E. 2001b, *A&A*, 373, L37
- Harlaftis, E., Collier, S., Horne, K., & Filippenko, A. V. 1999, *A&A*, 341, 491
- Harlaftis, E. T. & Greiner, J. 2004, *A&A*, 414, L13
- Harlaftis, E. T., Horne, K., & Filippenko, A. V. 1996, *Publications of the Astronomical Society of the Pacific*, 108, 762
- Harlaftis, E. T., Steeghs, D., Horne, K., & Filippenko, A. V. 1997, *Astronomical Journal* v.114, 114, 1170
- Heger, A., Woosley, S. E., & Spruit, H. C. 2005, *The Astrophysical Journal*, 626, 350
- Hynes, R. I., Bradley, C. K., Rupen, M., Gallo, E., Fender, R. P., Casares, J., & Zurita, C. 2009, *MNRAS*, 399, 2239
- Hynes, R. I., Steeghs, D., Casares, J., Charles, P. A., & O'Brien, K. 2003, *The Astrophysical Journal*, 583, L95
- Ivanova, N., Justham, S., Chen, X., De Marco, O., Fryer, C. L., Gaburov, E., Ge, H., Glebbeek, E., Han, Z., Li, X. D., Lu, G., Marsh, T., Podsiadlowski, P., Potter, A., Soker, N., Taam, R., Tauris, T. M., van den Heuvel, E. P. J., & Webbink, R. F. 2012, *arXiv*, 4302
- Ivanova, N., Podsiadlowski, P., & Spruit, H. 2002, *MNRAS*, 334, 819
- Izzard, R. G., Ramirez-Ruiz, E., & Tout, C. A. 2004, *MNRAS*, 348, 1215
- Johannsen, T., Psaltis, D., & McClintock, J. E. 2009, *The Astrophysical Journal*, 691, 997
- Kawaler, S. D. 1988, *Astrophysical Journal*, 333, 236
- Khargharia, J., Froning, C. S., & Robinson, E. L. 2010, *The Astrophysical Journal*, 716, 1105
- Khargharia, J., Froning, C. S., Robinson, E. L., & Gelino, D. M. 2013, *The Astronomical Journal*, 145, 21
- King, A. R., Kolb, U., & Burderi, L. 1996, *Astrophysical Journal Letters* v.464, 464, L127
- Kochanek, C. S. 2014a, *arXiv*, 5622
- . 2014b, *The Astrophysical Journal*, 785, 28
- Kreidberg, L., Bailyn, C. D., Farr, W. M., & Kalogera, V. 2012, *The Astrophysical Journal*, 757, 36
- Kulkarni, A. K., Penna, R. F., Shcherbakov, R. V., Steiner, J. F., Narayan, R., Sądowski, A., Zhu, Y., McClintock, J. E., Davis, S. W., & McKinney, J. C. 2011, *MNRAS*, 414, 1183
- Langer, N. 2012, *ARA&A*, 50, 107
- Lee, C.-H., Brown, G. E., & Wijers, R. A. M. J. 2002, *The Astrophysical Journal*, 575, 996
- Liu, J., McClintock, J. E., Narayan, R., Davis, S. W., & Orosz, J. A. 2008, *The Astrophysical Journal*, 679, L37
- . 2010, *ApJ*, 719, L109
- MacDonald, R. K. D., Bailyn, C. D., Buxton, M., Cantrell, A. G., Chatterjee, R., Kennedy-Shaffer, R., Orosz, J. A., Markwardt, C. B., & Swank, J. H. 2014, *The Astrophysical Journal*, 784, 2
- Macias, P., Orosz, J. A., Bailyn, C. D., Buxton, M. M., Schechter, P. L., Remillard, R. A., McClintock, J. E., & Steiner, J. F. 2011, *American Astronomical Society*, 217, 14304
- Maeder, A. & Meynet, G. 2012, *Reviews of Modern Physics*, 84, 25
- McClintock, J. E., Narayan, R., & Steiner, J. F. 2013, *Space Science Reviews*, 73
- McClintock, J. E. & Remillard, R. A. 2006, In: *Compact stellar X-ray sources*. Edited by Walter Lewin & Michiel van der Klis. Cambridge Astrophysics Series, 157
- McClintock, J. E., Shafee, R., Narayan, R., Remillard, R. A., Davis, S. W., & Li, L.-X. 2006, *The Astrophysical Journal*, 652, 518
- Menou, K., Perna, R., & Hernquist, L. 2002, *The Astrophysical Journal*, 564, L81
- Meynet, G., Walborn, N. R., Hunter, I., Martayan, C., van Marle, A. J., Marchenko, S., Vink, J. S., Limongi, M., Levesque, E. M., & Modjaz, M. 2008, *Massive Stars as Cosmic Engines*, 250, 571
- Moreno Méndez, E. 2011, *MNRAS*, 413, 183
- Moreno Méndez, E., Brown, G. E., Lee, C.-H., & Park, I. H. 2008, *The Astrophysical Journal*, 689, L9
- Moreno Méndez, E., Brown, G. E., Lee, C.-H., & Walter, F. M. 2011, *The Astrophysical Journal*, 727, 29
- Morningstar, W. R., Miller, J. M., Reis, R. C., & Ebisawa, K. 2014, *ApJ*, 784, L18
- Motta, S. E., Belloni, T. M., Stella, L., Muñoz-Darias, T., & Fender, R. 2014a, *MNRAS*, 437, 2554
- Motta, S. E., Muñoz-Darias, T., Sanna, A., Fender, R., Belloni, T., & Stella, L. 2014b, *Monthly Notices of the Royal Astronomical Society: Letters*, 439, L65
- Naoz, S. & Fabrycky, D. C. 2014, *arXiv*, 5223
- Naoz, S., Farr, W. M., Lithwick, Y., Rasio, F. A., & Teyssandier, J. 2011, *Nature*, 473, 187
- . 2013, *MNRAS*, 431, 2155
- Narayan, R. & McClintock, J. E. 2012, *Monthly Notices of the Royal Astronomical Society: Letters*, 419, L69
- Neilsen, J., Steeghs, D., & Vrtilek, S. D. 2008, *MNRAS*, 384, 849
- Noble, S. C., Krolik, J. H., Schnittman, J. D., & Hawley, J. F. 2011, *The Astrophysical Journal*, 743, 115
- Novikov, I. D. & Thorne, K. S. 1973, *Black holes (Les astres occlus)*, 343
- Orosz, J. A. 2003, *A Massive Star Odyssey: From Main Sequence to Supernova*, 212, 365
- Orosz, J. A., Bailyn, C. D., McClintock, J. E., & Remillard, R. A. 1996, *Astrophysical Journal* v.468, 468, 380
- Orosz, J. A., Jain, R. K., Bailyn, C. D., McClintock, J. E., & Remillard, R. A. 1998, *Astrophysical Journal* v.499, 499, 375
- Orosz, J. A., Kuulkers, E., van der Klis, M., McClintock, J. E., García, M. R., Callanan, P. J., Bailyn, C. D., Jain, R. K., & Remillard, R. A. 2001, *The Astrophysical Journal*, 555, 489
- Orosz, J. A., McClintock, J. E., Aufdenberg, J. P., Remillard, R. A., Reid, M. J., Narayan, R., & Gou, L. 2011a, *The Astrophysical Journal*, 742, 84
- Orosz, J. A., Steiner, J. F., McClintock, J. E., Buxton, M. M., Bailyn, C. D., Steeghs, D., Guberman, A., & Torres, M. A. P. 2014, *arXiv*, 85
- Orosz, J. A., Steiner, J. F., McClintock, J. E., Torres, M. A. P., Remillard, R. A., Bailyn, C. D., & Miller, J. M. 2011b, *The Astrophysical Journal*, 730, 75
- Özel, F., Psaltis, D., Narayan, R., & McClintock, J. E. 2010, *The Astrophysical Journal*, 725, 1918
- Paczynski, B. 1971, *Acta Astronomica*, 21, 1
- Paxton, B., Bildsten, L., Dotter, A., Herwig, F., Lesaffre, P., & Timmes, F. 2011, *ApJS*, 192, 3

- Paxton, B., Cantiello, M., Arras, P., Bildsten, L., Brown, E. F., Dotter, A., Mankovich, C., Montgomery, M. H., Stello, D., Timmes, F. X., & Townsend, R. 2013, arXiv, 319
- Penna, R. F., McKinney, J. C., Narayan, R., Tchekhovskoy, A., Shafee, R., & McClintock, J. E. 2010, MNRAS, 408, 752
- Podsiadlowski, P., Mazzali, P. A., Nomoto, K., Lazzati, D., & Cappellaro, E. 2004, The Astrophysical Journal, 607, L17
- Podsiadlowski, P., Rappaport, S., & Han, Z. 2003, Monthly Notice of the Royal Astronomical Society, 341, 385
- Rappaport, S., Podsiadlowski, P., Joss, P. C., Di Stefano, R., & Han, Z. 1995, MNRAS, 273, 731
- Reid, M. J., McClintock, J. E., Steiner, J. F., Steeghs, D., Remillard, R. A., Dhawan, V., & Narayan, R. 2014, arXiv, 2453
- Remillard, R. A. & McClintock, J. E. 2006, ARA&A, 44, 49
- Remillard, R. A., Orosz, J. A., McClintock, J. E., & Bailyn, C. D. 1996, Astrophysical Journal v.459, 459, 226
- Repetto, S., Davies, M. B., & Sigurdsson, S. 2012, MNRAS, 425, 2799
- Reynolds, C. S. 2013, Space Science Reviews, 183, 81
- Reynolds, C. S. & Miller, M. C. 2009, The Astrophysical Journal, 692, 869
- Russell, D. M., Gallo, E., & Fender, R. P. 2013, MNRAS, 431, 405
- Sadakane, K., Arai, A., Aoki, W., Arimoto, N., Takada-Hidai, M., Ohnishi, T., Tajitsu, A., Beers, T. C., Iwamoto, N., Tominaga, N., Umeda, H., Maeda, K., & Nomoto, K. 2006, Publications of the Astronomical Society of Japan, 58, 595
- Shafee, R., McClintock, J. E., Narayan, R., Davis, S. W., Li, L.-X., & Remillard, R. A. 2006, The Astrophysical Journal, 636, L113
- Shafee, R., McKinney, J. C., Narayan, R., Tchekhovskoy, A., Gammie, C. F., & McClintock, J. E. 2008, The Astrophysical Journal, 687, L25
- Shahbaz, T., van der Hooft, F., Casares, J., Charles, P. A., & van Paradijs, J. 1999, MNRAS, 306, 89
- Shakura, N. I. & Sunyaev, R. A. 1973, A&A, 24, 337
- Steeghs, D., McClintock, J. E., Parsons, S. G., Reid, M. J., Littlefair, S., & Dhillion, V. S. 2013, The Astrophysical Journal, 768, 185
- Steiner, J. F., McClintock, J. E., & Narayan, R. 2013, The Astrophysical Journal, 762, 104
- Steiner, J. F., McClintock, J. E., Orosz, J. A., Remillard, R. A., Bailyn, C. D., Kolehmainen, M., & Straub, O. 2014a, ApJ, 793, L29
- . 2014b, arXiv, 148
- Steiner, J. F., McClintock, J. E., & Reid, M. J. 2012, ApJ, 745, L7
- Steiner, J. F., Reis, R. C., McClintock, J. E., Narayan, R., Remillard, R. A., Orosz, J. A., Gou, L., Fabian, A. C., & Torres, M. A. P. 2011, MNRAS, 416, 941
- Suijs, M. P. L., Langer, N., Poelarends, A.-J., Yoon, S.-C., Heger, A., & Herwig, F. 2008, A&A, 481, L87
- Taam, R. E. & Ricker, P. M. 2010, New Astronomy Reviews, 54, 65
- Tauris, T. M. & van den Heuvel, E. P. J. 2006, In: Compact stellar X-ray sources. Edited by Walter Lewin & Michiel van der Klis. Cambridge Astrophysics Series, 623
- Thorne, K. S. 1974, Astrophysical Journal, 191, 507
- Török, G., Kotrlóvá, A., Šrámková, E., & Stuchlík, Z. 2011, A&A, 531, 59
- Valsecchi, F., Glebbeek, E., Farr, W. M., Fragos, T., Willems, B., Orosz, J. A., Liu, J., & Kalogera, V. 2010, Nature, 468, 77
- van den Heuvel, E. P. J. & Yoon, S.-C. 2007, Astrophysics and Space Science, 311, 177
- van der Klis, M. 2006, In: Compact stellar X-ray sources. Edited by Walter Lewin & Michiel van der Klis. Cambridge Astrophysics Series, 39
- van Paradijs, J. 1996, Astrophysical Journal Letters v.464, 464, L139
- Verbunt, F. 1993, In: Annual review of astronomy and astrophysics. Vol. 31 (A94-12726 02-90), 31, 93
- Webster, B. L. & Murdin, P. 1972, Nature, 235, 37
- Willems, B., Henninger, M., Levin, T., Ivanova, N., Kalogera, V., McGhee, K., Timmes, F. X., & Fryer, C. L. 2005, The Astrophysical Journal, 625, 324
- Wong, T.-W., Valsecchi, F., Ansari, A., Fragos, T., Glebbeek, E., Kalogera, V., & McClintock, J. 2014, The Astrophysical Journal, 790, 119
- Wong, T.-W., Valsecchi, F., Fragos, T., & Kalogera, V. 2012, The Astrophysical Journal, 747, 111
- Woosley, S. E. & Bloom, J. S. 2006, ARA&A, 44, 507
- Yoon, S.-C., Langer, N., & Norman, C. 2006, A&A, 460, 199
- Zhang, S. N., Cui, W., & Chen, W. 1997, The Astrophysical Journal, 482, L155
- Zhu, Y., Davis, S. W., Narayan, R., Kulkarni, A. K., Penna, R. F., & McClintock, J. E. 2012, MNRAS, 424, 2504
- Zurita, C., Sánchez-Fernández, C., Casares, J., Charles, P. A., Abbott, T. M., Hakala, P., Rodríguez-Gil, P., Bernabei, S., Piccioni, A., Guarnieri, A., Bartolini, C., Masetti, N., Shahbaz, T., Castro-Tirado, A., & Henden, A. 2002, MNRAS, 334, 999