

Advances on Testing C-Planarity of Embedded Flat Clustered Graphs ^{*}

Markus Chimani¹, Giuseppe Di Battista², Fabrizio Frati³, and Karsten Klein³

¹ Theoretical Computer Science, University Osnabrück, Germany
markus.chimani@uni-osnabrueck.de

² Dipartimento di Ingegneria, University Roma Tre, Italy
gdb@dia.uniroma3.it

³ School of Information Technologies, The University of Sydney, Australia
{fabrizio.frati, karsten.klein}@sydney.edu.au

Abstract. We show a polynomial-time algorithm for testing c -planarity of embedded flat clustered graphs with at most two vertices per cluster on each face.

1 Introduction

A *clustered graph* $C(G, T)$ consists of a graph $G(V, E)$, called *underlying graph*, and of a rooted tree T , called *inclusion tree*, representing a cluster hierarchy on V . The vertices in V are the leaves of T , and the inner nodes of T , except for the root, are called *clusters*. The vertices that are descendants of a cluster α in T *belong to* α or *are in* α . A *c -planar drawing* of C is a planar drawing of G together with a representation of each cluster α as a simple connected region R_α enclosing all and only the vertices that are in α ; further, the boundaries of no two such regions R_α and R_β intersect; finally, only the edges connecting vertices in α to vertices not in α cross the boundary of R_α , and each does so only once. A clustered graph is *c -planar* if it admits a c -planar drawing.

Clustered graphs find numerous applications in computer science [22], thus theoretical questions on clustered graphs have been deeply investigated. From the visualization perspective, the most intriguing question is to determine the complexity of testing c -planarity of clustered graphs. Unlike for other planarity variants [21], like *upward planarity* [14] and *partial embedding planarity* [2], the complexity of testing c -planarity remains unknown since the problem was posed nearly two decades ago [13].

Polynomial-time algorithms to test the c -planarity of a clustered graph C are known if C belongs to special classes of clustered graphs [7–11, 13, 15, 16, 18, 19], including *c -connected clustered graphs*, that are clustered graphs $C(G, T)$ in which, for each cluster α , the subgraph $G[\alpha]$ of G induced by the vertices in α is connected [8, 10, 13]. Effective ILP formulations and FPT algorithms for testing c -planarity have been presented [5, 6]. Generalizations of the c -planarity testing problem have also been considered [1, 3, 12].

An important variant of the c -planarity testing problem is the one in which the clustered graph $C(G, T)$ is *flat* and *embedded*. That is, every cluster is a child of the root of T and a planar embedding for G (an order of the edges incident to each vertex) is fixed

^{*} Research partially supported by the Australian Research Council (grant DE140100708).

in advance; then, the c -planarity testing problem asks whether a c -planar drawing exists in which G has the prescribed planar embedding. This setting can be highly regarded for several reasons. First, several NP-hard graph drawing problems are polynomial-time solvable in the fixed embedding scenario, e.g., *upward planarity testing* [4, 14] and *bend minimization in orthogonal drawings* [14, 23]. Second, testing c -planarity of embedded flat clustered graphs generalizes testing c -planarity of triconnected flat clustered graphs. Third, testing c -planarity of embedded flat clustered graphs is strongly related to a seemingly different problem, that we call *planar set of spanning trees in topological multigraphs* (PSSTTM): Given a non-planar topological multigraph A with k connected components A_1, \dots, A_k , do spanning trees S_1, \dots, S_k of A_1, \dots, A_k exist such that no two edges in $\bigcup_i S_i$ cross? Starting from an embedded flat clustered graph $C(G, T)$, an instance A of the PSSTTM problem can be constructed that admits a solution if and only if $C(G, T)$ is c -planar: A is composed of the edges that can be inserted inside the faces of G between vertices of the same cluster, where each cluster defines a multigraph A_i . The PSSTTM problem is NP-hard, even if $k = 1$ [20].

Testing c -planarity of an embedded flat clustered graph $C(G, T)$ is a polynomial-time solvable problem if G has no face with more than five vertices and, more in general, if C is a *single-conflict* clustered graph [11], i.e., the instance A of the PSSTTM problem associated with C is such that each edge has at most one crossing. A polynomial-time algorithm is also known for testing c -planarity of embedded flat clustered graphs such that the graph induced by each cluster has at most two connected components [17]. Finally, the c -planarity of clustered cycles with at most three clusters [9] or with each cluster containing at most three vertices [19] can be tested in polynomial time.

Contribution and outline. In this paper we show how to test c -planarity in cubic time for embedded flat clustered graphs $C(G, T)$ such that at most two vertices of each cluster are incident to any face of G . While this setting might seem unnatural at a first glance, its study led to a deep (in our opinion) exploration of some combinatorial properties of highly non-planar topological graphs. Namely, every instance A of the PSSTTM problem arising from our setting is such that there exists no sequence e_1, e_2, \dots, e_h of edges in A with e_1 and e_h in the same connected component of A and with e_i crossing e_{i+1} , for every $1 \leq i \leq h - 1$; these instances might contain a quadratic number of crossings, which is not the case for single-conflict clustered graphs [11]. Within our setting, performing all the “trivial local” tests and simplifications results in the rise of nice global structures, called α -*donuts*, whose study was interesting to us.

The paper is organized as follows. In Section 2 we introduce some preliminaries; in Section 3 we give an outline of our algorithm; in Section 4 we describe our algorithm and prove its correctness; finally, in Section 5 we conclude.

2 Saturators, Con-Edges, and Spanning Trees

A natural approach to test c -planarity of a clustered graph $C(G(V, E), T)$ is to search for a *saturator* for C . A set $S \subseteq V \times V$ is a saturator for C if $C'(G'(V, E \cup S), T)$ is a c -connected c -planar clustered graph. Determining the existence of a saturator for C

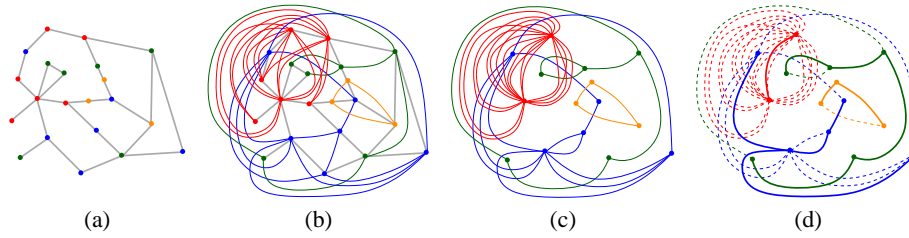


Fig. 1. (a) A clustered graph C . (b) Con-edges in C . (c) Multigraph A . (d) A planar set S of spanning trees for A . Edges in S are thick and solid, while edges in $A \setminus S$ are thin and dashed.

is equivalent to testing the c -planarity of C [13]. Thus, the core of the problem consists of determining S so that $G'[\alpha]$ is connected, for each $\alpha \in T$, and so that G' is planar.

In the context of embedded flat clustered graphs (see Fig. 1(a)), the problem of finding saturators becomes seemingly simpler. Since the embedding of G is fixed, the edges in S can only be embedded inside the faces of G , in order to guarantee the planarity of G' . This implies that, for any two edges e_1 and e_2 that can be inserted inside a face f of G , it is known *a priori* whether e_1 and e_2 can be both in S , namely only if their end-vertices do not alternate along the boundary of f . Also, S can be assumed to contain only edges connecting vertices that belong to the same cluster, as edges connecting vertices belonging to different clusters “do not help” to connect any cluster. For the same reason, S can be assumed to contain only edges connecting vertices belonging to distinct connected components of $G[\alpha]$, for each cluster α .

Consider a face f of G and let $B_f = (o_1, \dots, o_k)$ be the clockwise order of the occurrences of vertices along the boundary of f , where o_i and o_j might be occurrences of the same vertex u (this might happen if u is a cut-vertex of G). A *con-edge* (short for *connectivity-edge*) is a pair of occurrences (o_i, o_j) of distinct vertices both belonging to a cluster α , both incident to f , and belonging to different connected components of $G[\alpha]$ (see Fig. 1(b)). If there are ℓ distinct pairs of occurrences of vertices u and v along a single face f , then there are ℓ con-edges connecting u and v in f , one for each pair of occurrences. A *con-edge for α* is a con-edge connecting vertices in a cluster α . Two con-edges e and e' in f have a *conflict* or *cross* (we write $e \otimes e'$) if the occurrences in e alternate with the occurrences in e' along the boundary of f .

The *multigraph A of the con-edges* is an embedded multigraph that is defined as follows. Starting from G , insert all the con-edges inside the faces of G ; then, for each cluster α and for each connected component $G_i[\alpha]$ of $G[\alpha]$, contract $G_i[\alpha]$ into a single vertex; finally, remove all the edges of G . See Fig. 1(c). With a slight abuse of notation, we denote by A both the multigraph of the con-edges and the set of its edges. For each cluster α , we denote by $A[\alpha]$ the subgraph of A induced by the con-edges for α . A *planar set of spanning trees for A* is a set $S \subseteq A$ such that: (i) for each cluster α , the subset $S[\alpha]$ of S induced by the con-edges for α is a tree that spans the vertices belonging to α ; and (ii) there exist no two edges in S that have a conflict. See Fig. 1(d). The PSSTTM problem asks whether a planar set of spanning trees for A exists.

The following lemma relates the c -planarity problem for embedded flat clustered graphs to the PSSTTM problem.

Lemma 1 ([11]). *An embedded flat clustered graph $C(G, T)$ is c -planar if and only if: (1) G is planar; (2) there exists a face f in G such that when f is chosen as outer face for G no cycle composed of vertices of the same cluster encloses a vertex of a different cluster; and (3) a planar set of spanning trees for A exists.*

We now introduce the concept of *conflict graph* K_A , which is defined as follows. Graph K_A has a vertex for each con-edge in A and has an edge (e, e') if $e \otimes e'$. In the remainder of the paper we will show how to decide whether a set of planar spanning trees for A exists by assuming that the following property holds for A .

Property 1. *No two con-edges for the same cluster belong to the same connected component of K_A .*

We now show that A can be assumed w.l.o.g. to satisfy Property 1, given that $C(G, T)$ has at most two vertices per cluster incident to each face of G . Consider any face f of G and any cluster ϱ such that two vertices u_ϱ and v_ϱ of ϱ are incident to f .

First, no con-edge for ϱ in A that connects a pair of vertices different from (u_ϱ, v_ϱ) belongs to the connected component of K_A containing (u_ϱ, v_ϱ) , given that no vertex of ϱ different from u_ϱ and v_ϱ is incident to f . However, it might be the case that several con-edges (u_ϱ, v_ϱ) belong to the same connected component of K_A , which happens if u_ϱ , or v_ϱ , or both have several occurrences on the boundary of f . We show a simple reduction that gets rid of these multiple con-edges.

Denote by $B_f = (o_1, o_2, \dots, o_k)$ the clockwise order of the occurrences of vertices along the boundary of f and assume w.l.o.g. that o_i, o_j , and o_ℓ are occurrences of u_ϱ, u_ϱ , and v_ϱ , respectively, with $1 \leq i < j < \ell \leq k$.

Suppose that there exist occurrences o_p and o_q in B_f of vertices x and y belonging to a cluster τ with $\tau \neq \varrho$, with $i < p < j$, and with $j < q < \ell$, as in Fig. 2(a). We claim that, if any planar set S of spanning trees for A exists, then S does not contain the con-edge $e_\varrho = (u_\varrho, v_\varrho)$ connecting the occurrence o_j of u_ϱ and the occurrence o_ℓ of v_ϱ . Namely, all the con-edges (x, y) have a conflict with e_ϱ ; moreover, the con-edges (x, y) form a separating set for $A[\tau]$, hence at least one of them belongs to S . Thus, $e_\varrho \notin S$, and this edge can be removed from A , as in Fig. 2(b). Similar reductions can be performed if $\ell < q \leq k$ or $1 \leq q < i$, and by exchanging the roles of u_ϱ and v_ϱ .

Rename the vertex occurrences in B_f so that o_1 and o_a are the first and the last occurrence of u_ϱ in B_f , and so that o_b and o_c are the first and the last occurrence of v_ϱ in B_f , with $1 \leq a < b \leq c < k$. If no two occurrences o_p and o_q in B_f as described above exist, the only con-edges (u_ϱ, v_ϱ) left are crossed by con-edges connecting occurrences o_p and o_q of vertices x and y in τ , respectively, such that $a < p < b$ and $c < q \leq k$. That is, any two con-edges (u_ϱ, v_ϱ) cross the same set of con-edges for clusters different from ϱ (see Fig. 2(c)). Hence, a single edge (u_ϱ, v_ϱ) can be kept in A , and all the other con-edges (u_ϱ, v_ϱ) can be removed from A (see Fig. 2(d)).

After repeating this reduction for all the con-edges in A , an equivalent instance is eventually obtained in which Property 1 is satisfied by A . Observe that the described simplification can be easily performed in $O(|C|^2)$ time. Thus, we get the following:

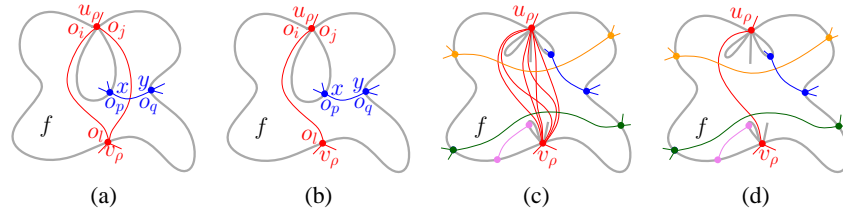


Fig. 2. Illustration for the reduction to a multigraph of the con-edges satisfying Property 1.

Lemma 2. Assume that the PSSTTM problem can be solved in $f(|A|)$ time for instances satisfying Property 1. Then the c -planarity of any embedded flat clustered graph C with at most two vertices per cluster on each face can be tested in $O(f(|A|) + |C|^2)$ time.

Proof. Consider any embedded flat clustered graph C with at most two vertices per cluster on each face. Conditions (1) and (2) in Lemma 1 can be tested in $O(|C|)$ time (see [11]); hence, testing the c -planarity of C is equivalent to solve the PSSTTM problem for A . Finally, as described before the lemma, there exists an $O(|C|^2)$ -time algorithm that modifies multigraph A so that it satisfies Property 1. \square

Before proceeding with the description of the algorithm, we state a direct consequence of Property 1 that will be useful in the upcoming proofs. Refer to Fig. 3. Consider a set $F \subseteq A$ of con-edges all belonging to the same connected component of K_A and such that all their end-vertices are incident to the outer face of the subgraph of A induced by F . Let Δ_F be the set of clusters that have con-edges in F . Then, it is possible to draw a closed curve \mathcal{C} that passes through the end-vertices of all the edges in F , that contains all the con-edges in F in its interior, and all the other con-edges for clusters in Δ_F in its exterior.

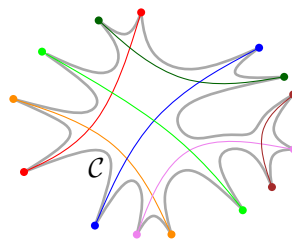


Fig. 3. Curve \mathcal{C} (gray) and edges in F (multi-colored).

3 Algorithm Outline

In this section we give an outline of our algorithm for testing the existence of a planar set S of spanning trees for A , where we assume that no two con-edges for the same cluster belong to the same connected component of K_A .

Our algorithm repeatedly tries to detect certain substructures in A . When it does find one of such substructures, the algorithm either “simplifies” A or concludes that A does not admit any planar set of spanning trees. For example, if a cluster α exists such that $A[\alpha]$ is not connected, then the algorithm concludes that no planar set of spanning trees exists and terminates; as another example, if conflicting con-edges e_α and e_β for clusters α and β exist in A such that e_α is a bridge for $A[\alpha]$, then the algorithm determines that e_α has to be in S and that e_β can be assumed not to be in S .

If the algorithm determines that certain edges have to be in S or can be assumed not to be in S , these edges are contracted or removed, respectively. Given a set $A' \subseteq A$, the operation of *removing* A' from A consists of updating $A := A \setminus A'$. Given a set $A' \subseteq A$, the operation of *contracting* the edges in A' consists of identifying the end-vertices of each con-edge e in A' (all the con-edges different from e and incident to the end-vertices of e remain in A), and of updating $A := A \setminus A'$.

The edges in A' are removed from A (contracted in A) only when this operation does not alter the possibility of finding a planar set of spanning trees for A . Also, contractions are only applied to con-edges that cross no other con-edges; hence after any contraction graph K_A only changes because of the removal of the isolated vertices corresponding to the contracted edges.

As a consequence of a removal or of a contraction operation, the number of edges in A decreases, that is, A is “simplified”. After any simplification due to the detection of a certain substructure in A , the algorithm will run again all previous tests for the detection of the other substructures. In fact, it is possible that a certain substructure arises from performing a simplification on A (e.g., a bridge might be present in A after a set of edges has been removed from A). Since detecting each substructure that leads to a simplification in A can be performed in quadratic time, and since the initial size of A is linear in the size of C , the algorithm has a cubic running time.

If none of the four tests (called TEST 1–4) and none of the eight simplifications (called SIMPLIFICATION 1–8), that will be fully described in Section 4, applies to A , then A is a *single-conflict* multigraph. That is, each con-edge in A crosses at most one con-edge in A . A linear-time algorithm for deciding the existence of a planar set of spanning trees in a single-conflict multigraph A is known [11]. Hence, our algorithm uses that algorithm [11] to conclude the test of the existence of a planar set of spanning trees in A . A pseudo-code description of our algorithm is presented in Algorithm 1.

4 Algorithm

To ease the reading and avoid text duplication, when introducing a new lemma we always assume, without making it explicit, that all the previously defined simplifications do not apply, and that all the previously defined tests fail. Also, we do not make explicit the removal and contraction operations that we perform, as they straight-forwardly follow from the statement of each lemma. Refer also to the description in Algorithm 1.

Algorithm 1 Testing for the existence of a planar set S of spanning trees for A . The comments specify each test and simplification, and the lemma proving its correctness.

```

1:  $S = \emptyset$ ;
2: while  $\exists$  con-edge that crosses more than one con-edge in  $A$  do
3:   if  $\exists$  cluster  $\alpha$  such that  $A[\alpha]$  is disconnected then
4:     return “ $\nexists$  planar set of spanning trees for  $A$ ” ▷ TEST 1 (L3)
5:   if  $\exists e$  that is a bridge of  $A[\alpha]$  then
6:     Remove  $L_1(e)$  from  $A$ , insert  $e$  in  $S$ , contract  $e$  in  $A$ , goto (2) ▷ SIMPL. 1 (L4)
7:   if  $\exists k \geq 1, e_1, \dots, e_{2k+1}, e_{2k+2} = e_1 \in A$ , s.t.  $e_i \otimes e_{i+1}$ , for  $1 \leq i \leq 2k+1$  then
8:     return “ $\nexists$  planar set of spanning trees for  $A$ ” ▷ TEST 2 (L6)
9:   if  $\exists$  con-edge  $e$  that is a self-loop then
10:    Remove  $e$  from  $A$ , goto (2) ▷ SIMPL. 2 (L7)
11:  if  $\exists$  con-edge  $e \in A$  that does not cross any con-edge in  $A$  then
12:    Insert  $e$  in  $S$ , contract  $e$  in  $A$ , goto (2) ▷ SIMPL. 3 (L8)
13:  if  $\exists e_\alpha \in A[\alpha], e_\beta \in A[\beta], e_\gamma \in A[\gamma]$  with  $e_\alpha \otimes e_\beta, e_\gamma, \exists$  facial cycle  $C_\alpha$  of  $A[\alpha]$ , and
14:   $\nexists e'_\alpha \in A[\alpha], e'_\beta \in A[\beta], e'_\gamma \in A[\gamma]$  with  $e'_\alpha \otimes e'_\beta, e'_\gamma$  s.t.  $e_\alpha, e'_\alpha \in C_\alpha$  then
15:    Remove  $e_\alpha$  from  $A$ , goto (2) ▷ SIMPL. 4 (L9)
16:  if  $\exists e_\alpha, e'_\alpha \in A[\alpha]$  sharing a face of  $A[\alpha]$  delimited by cycle  $C_\alpha$  and both crossed first
17:  by a con-edge for  $\beta$  and then by a con-edge for  $\gamma$  when traversing  $C_\alpha$  clockwise then
18:    return “ $\nexists$  planar set of spanning trees for  $A$ ” ▷ TEST 3 (L10)
19:  if  $\exists e_\alpha, e'_\alpha, e''_\alpha$  in facial cycle  $C_\alpha$  of  $A[\alpha]$ , s.t.  $e_\alpha, e''_\alpha, e'_\alpha$  are encountered in this order
20:  when traversing  $C_\alpha$  clockwise,  $\exists e_\beta, e'_\beta, e''_\beta \in A[\beta], \exists e_\gamma, e'_\gamma \in A[\gamma]$ , s.t.  $e_\alpha \otimes e_\beta, e_\gamma,$ 
21:   $e'_\alpha \otimes e'_\beta, e'_\gamma$ , and  $e''_\alpha \otimes e''_\beta$ , and such that  $e_\alpha$  is crossed first by  $e_\beta$  and then by  $e_\gamma$  when
22:  traversing  $C_\alpha$  clockwise then
23:    return “ $\nexists$  planar set of spanning trees for  $A$ ” ▷ TEST 4 (L11)
24:  if  $\exists \alpha$ -donut with spokes  $e_\alpha^i$  and  $e_\alpha^{i+1}$  s.t.  $M(e_\alpha^i)$  is isomorphic to  $M(e_\alpha^{i+1})$  then
25:    Remove  $\bigcup_j H_j(e_\alpha^i)$  from  $A$ , insert  $\bigcup_j L_j(e_\alpha^i)$  in  $S$ , contract  $\bigcup_j L_j(e_\alpha^i)$  in  $A$ ,
26:    goto (2) ▷ SIMPL. 5 (L14)
27:  if  $\exists \alpha$ -donut  $D_\alpha$  with spokes  $e_\alpha^i$  and  $e_\alpha^{i+1}, \exists e_\beta^i \in L_1(e_\alpha^i) \cap A[\beta], e_\beta^{i+1} \in L_1(e_\alpha^{i+1}) \cap$ 
28:   $A[\beta], \exists e_\gamma^i \in H_1(e_\alpha^i) \cap A[\gamma]$  s.t.  $e_\gamma^i \otimes e_\beta^i$ , and  $e_\alpha^i$  is in  $f_\alpha^{i+1}$  then
29:    if  $\nexists$  con-edge  $e_\gamma^{i+1} \in H_1(e_\alpha^{i+1})$  for  $\gamma$  s.t.  $e_\gamma^{i+1} \otimes e_\beta^{i+1}$  then
30:      Remove  $\bigcup_j L_j(e_\alpha^i)$  from  $A$ , insert  $\bigcup_j H_j(e_\alpha^i)$  in  $S$ , contract  $\bigcup_j H_j(e_\alpha^i)$  in  $A$ ,
31:      goto (2) ▷ SIMPL. 6 (L15)
32:    if  $\exists e_\gamma^{i+1} \in H_1(e_\alpha^{i+1}) \cap A[\gamma]$  s.t.  $e_\gamma^{i+1} \otimes e_\beta^{i+1}$  and  $\exists$  spoke  $e_\alpha^{i+2} \neq e_\alpha^i, e_\alpha^{i+1}$  of  $D_\alpha$  then
33:      Remove  $\bigcup_j H_j(e_\alpha^{i+2})$  from  $A$ , insert  $\bigcup_j L_j(e_\alpha^{i+2})$  in  $S$ , contract  $\bigcup_j L_j(e_\alpha^{i+2})$ 
34:      in  $A$ , goto (2) ▷ SIMPL. 7 (L16)
35:  if  $\exists \alpha$ -donut with exactly two spokes  $e_\alpha^1$  and  $e_\alpha^2, \exists j \geq 1$  s.t. (1)  $\exists e_\mu \in L_j(e_\alpha^a) \cap A[\mu]$ 
36:  and  $e_\nu \in H_{j-1}(e_\alpha^a) \cap A[\nu]$  s.t.  $e_\mu \otimes e_\nu$ , and  $\nexists g_\mu \in L_j(e_\alpha^b) \cap A[\mu]$  s.t.  $g_\mu \otimes g_\nu$  with
37:   $g_\nu \in H_{j-1}(e_\alpha^b) \cap A[\nu]$ , or (2)  $\exists e_\mu \in H_j(e_\alpha^a) \cap A[\mu]$  and  $e_\nu \in L_j(e_\alpha^a) \cap A[\nu]$  s.t.
38:   $e_\mu \otimes e_\nu$ , and  $\nexists g_\mu \in H_j(e_\alpha^b) \cap A[\mu]$  s.t.  $g_\mu \otimes g_\nu$  with  $g_\nu \in L_j(e_\alpha^b) \cap A[\nu]$  then
39:    Let  $j$  be the minimal integer satisfying (1) or (2) ▷ SIMPL. 8 (L17)
40:    if  $e_\mu \in L_j(e_\alpha^a)$  then remove  $\bigcup_j H_j(e_\alpha^a)$  from  $A$ , insert  $\bigcup_j L_j(e_\alpha^a)$  in  $S$ ,
41:    contract  $\bigcup_j L_j(e_\alpha^a)$  in  $A$ , goto (2)
42:    if  $e_\mu \in H_j(e_\alpha^a)$  then remove  $\bigcup_j L_j(e_\alpha^a)$  from  $A$ , insert  $\bigcup_j H_j(e_\alpha^a)$  in  $S$ ,
43:    contract  $\bigcup_j H_j(e_\alpha^a)$  in  $A$ , goto (2)
44:  return the output of the algorithm in [11] on  $A$  ▷ (L18)

```

We start with the following test.

Lemma 3 (TEST 1). *Let α be a cluster such that $A[\alpha]$ is disconnected. Then, there exists no planar set S of spanning trees for A .*

Proof. No set $S \subseteq A$ is such that $S[\alpha]$ induces a graph that spans the vertices belonging to α . This proves the lemma. \square

If a con-edge e is a bridge for some graph $A[\alpha]$, then not choosing e to be in S would disconnect $A[\alpha]$, which implies that no planar set of spanning trees for A exists.

Lemma 4 (SIMPLIFICATION 1). *Let e be a bridge of $A[\alpha]$. Then, for every planar set S of spanning trees for A , we have $e \in S$.*

Proof. Suppose, for a contradiction, that a planar set S of spanning trees for A exists such that $e \notin S$. Then $A[\alpha] \setminus \{e\}$ is disconnected. By Lemma 3, no planar set of spanning trees for $A \setminus \{e\}$ exists, a contradiction. \square

The following lemma is used massively in the remainder of the paper.

Lemma 5. *Let $e_\alpha, e_\beta \in A$ be con-edges such that $e_\alpha \otimes e_\beta$. Let S be a planar set of spanning trees for A and suppose that $e_\alpha \notin S$. Then, $e_\beta \in S$.*

Proof. Assume, for a contradiction, that S contains neither e_α nor e_β . Then, there exists a path $P_\alpha \not\ni e_\alpha$ ($P_\beta \not\ni e_\beta$) all of whose edges belong to S connecting the end-vertices of e_α (resp. of e_β). Consider the cycle C_α composed of P_α and e_α . We have that P_β cannot cross C_α . In fact, P_β cannot cross P_α , as both such paths are composed of con-edges in S , and it cannot cross e_α by Property 1, given that $e_\alpha \otimes e_\beta$ and $e_\beta \notin P_\beta$. However, the end-vertices of e_β are on different sides of C_α , hence by the Jordan curve theorem P_β does cross C_α , a contradiction. \square

The algorithm continues with the following test.

Lemma 6 (TEST 2). *If the conflict graph K_A is not bipartite, then there exists no planar set S of spanning trees for A .*

Proof. Assume, for a contradiction, that K_A is not bipartite and that S exists. Let $e_1, \dots, e_{2k+1}, e_{2k+2} = e_1$ be a cycle in K_A with an odd number of vertices (recall that vertices in K_A are con-edges in A). Suppose that $e_1 \in S$. Then, by repeated applications of Lemma 5 and of the fact that S does not contain two conflicting edges, we get $e_2 \notin S$, $e_3 \in S$, $e_4 \notin S$, $e_5 \in S$, \dots , $e_{2k+1} \in S$, $e_{2k+2} = e_1 \notin S$, a contradiction. The case in which $e_1 \notin S$ can be discussed analogously. \square

The contraction of con-edges in A that have been chosen to be in S might lead to self-loops in A , a situation that is dealt with in the following.

Lemma 7 (SIMPLIFICATION 2). *Let $e \in A$ be a self-loop. Then, for every planar set S of spanning trees for A , we have $e \notin S$.*

Proof. Since a tree does not contain any self-loop, the lemma follows. \square

Next, we show a simplification that can be performed if a con-edge exists in A that does not have a conflict with any other con-edge in A .

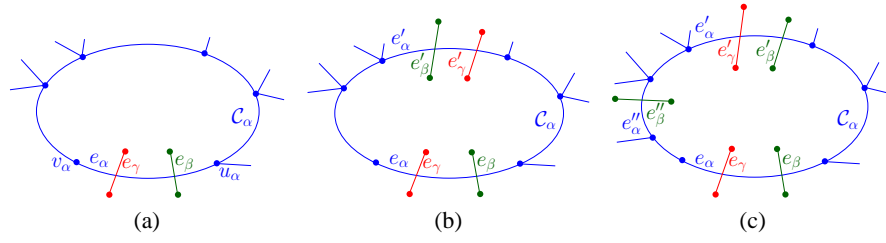


Fig. 4. The setting for (a) Lemma 9, (b) Lemma 10, and (c) Lemma 11.

Lemma 8 (SIMPLIFICATION 3). *Let e be any con-edge in A that does not have a conflict with any other con-edge in A . Then, there exists a planar set S of spanning trees for A if and only if there exists a planar set S' of spanning trees for A such that $e \in S'$.*

Proof. Let S be any planar set of spanning trees for A . If $e \in S$, then there is nothing to prove. Suppose that $e \notin S$. Since e does not cross any con-edge in A , we have that $S \cup \{e\}$ does not contain any two conflicting edges. Denote by α the cluster e is a con-edge for. Since $S[\alpha]$ is a spanning tree, $S[\alpha] \cup \{e\}$ contains a cycle \mathcal{C} . Since we can assume that SIMPLIFICATION 2 does not apply to A (it would have been performed before applying this lemma), we have that \mathcal{C} contains at least one edge e' different from e . Then, $S \cup \{e\} \setminus \{e'\}$ is a planar set of spanning trees for A . \square

In the next three lemmata we deal with the following setting. Assume that there exist con-edges $e_\alpha, e_\beta, e_\gamma \in A$ for distinct clusters α, β , and γ , respectively, such that $e_\alpha \otimes e_\beta$ and $e_\alpha \otimes e_\gamma$. Since TEST 2 fails on A , e_β does not cross e_γ . Let \mathcal{C}_α be any of the two facial cycles of $A[\alpha]$ incident to e_α , where a facial cycle of $A[\alpha]$ is a simple cycle all of whose edges appear on the boundary of a single face of $A[\alpha]$. Assume w.l.o.g. that e_α is crossed first by e_β and then by e_γ when \mathcal{C}_α is traversed clockwise. See Fig. 4(a).

The next lemma presents a condition in which we can delete an edge e_α from A .

Lemma 9 (SIMPLIFICATION 4). *Suppose that there exists no con-edge of \mathcal{C}_α different from e_α that has a conflict with both a con-edge for β and a con-edge for γ . Then, for every planar set S of spanning trees for A , we have $e_\alpha \notin S$.*

Proof. Denote by u_α and v_α (by u_β and v_β , by u_γ and v_γ) the end-vertices of e_α (resp. of e_β , resp. of e_γ). By Property 1, it is possible to draw a closed curve \mathcal{C} passing through $u_\alpha, u_\beta, u_\gamma, v_\alpha, v_\gamma$, and v_β in (w.l.o.g.) clockwise order, containing edges e_α, e_β , and e_γ in its interior, and containing every other con-edge for α, β , and γ in its exterior. See Fig. 5.

Suppose, for a contradiction, that there exists a planar set S of spanning trees for A such that $e_\alpha \in S$. Then, there exists a path P_β (P_γ) all of whose edges belong to S connecting u_β and v_β (resp. u_γ and v_γ). Since u_β and v_β are on different sides of \mathcal{C}_α , by the Jordan curve theorem P_β crosses a con-edge $e'_\alpha \neq e_\alpha$ of \mathcal{C}_α . Since no con-edge of \mathcal{C}_α different from e_α has a conflict with both a con-edge for β and a con-edge for γ , it follows that e'_α does not cross P_γ . Consider the cycle \mathcal{D} composed of P_β , of P_γ , of the path P_u in \mathcal{C} between u_β and u_γ not containing u_α , and of the path P_v in \mathcal{C} between

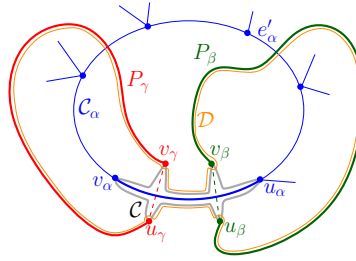


Fig. 5. Illustration for the proof of Lemma 9.

v_β and v_γ not containing v_α . There exist vertices of α on both sides of cycle \mathcal{D} (e.g., the end-vertices of e'_α). However, no con-edge g_α for α in S can cross \mathcal{D} . In fact, g_α cannot cross P_β and P_γ , as such paths are composed of con-edges in S , and it cannot cross P_u and P_v by construction of \mathcal{C} . It follows that S does not connect α , a contradiction to the fact that S is a planar set of spanning trees for A . \square

The next two lemmata state conditions in which no planar set of spanning trees for A exists. Their statements are illustrated in Figs. 4(b) and 4(c), respectively.

Lemma 10 (TEST 3). *Suppose that there exist con-edges $e'_\alpha, e'_\beta, e'_\gamma \in A$ for clusters α, β , and γ , respectively, such that $e'_\alpha \neq e_\alpha$, e'_α belongs to \mathcal{C}_α , and $e'_\alpha \otimes e'_\beta$ as well as $e'_\alpha \otimes e'_\gamma$. Assume that e'_α is crossed first by e'_β and then by e'_γ when \mathcal{C}_α is traversed clockwise. Then, no planar set of spanning trees for A exists.*

Proof. Denote by u_α and v_α (by u_β and v_β , by u_γ and v_γ) the end-vertices of e_α (resp. of e_β , resp. of e_γ). By Property 1, it is possible to draw a closed curve \mathcal{C} passing through $u_\alpha, u_\beta, u_\gamma, v_\alpha, v_\gamma$, and v_β in this clockwise order, containing edges e_α, e_β , and e_γ in its interior, and containing every other con-edge for α, β , and γ in its exterior.

Denote by u'_α and v'_α (by u'_β and v'_β , by u'_γ and v'_γ) the end-vertices of e'_α (resp. of e'_β , resp. of e'_γ). By Property 1, it is possible to draw a closed curve \mathcal{C}' passing through $u'_\alpha, u'_\beta, u'_\gamma, v'_\alpha, v'_\gamma$, and v'_β in this clockwise order, containing edges e'_α, e'_β , and e'_γ in its interior, and containing every other con-edge for α, β , and γ in its exterior. Assume, w.l.o.g., that the face of $A[\alpha]$ delimited by \mathcal{C}_α is to the right of \mathcal{C}_α when traversing such a cycle in clockwise direction. Finally assume, w.l.o.g., that $u_\alpha, v_\alpha, u'_\alpha$, and v'_α appear in this clockwise order along \mathcal{C}_α (possibly $v_\alpha = u'_\alpha$ and/or $v'_\alpha = u_\alpha$).

Suppose, for a contradiction, that there exists a planar set S of spanning trees for A . The proof distinguishes two cases.

Case 1. Let $e_\alpha, e'_\alpha \notin S$. Refer to Fig. 6(a).

Consider the path P_α^u (P_α^v) all of whose edges belong to S connecting u_α and u'_α (resp. v_α and v'_α). Since the end-vertices of P_α^u and P_α^v alternate along \mathcal{C}_α and since \mathcal{C}_α delimits a face of $A[\alpha]$, it follows that P_α^u and P_α^v share vertices (and possibly edges). Thus, the union of P_α^u and P_α^v is a tree T_α (recall that $S[\alpha]$ contains no cycle) whose only possible leaves are $u_\alpha, v_\alpha, u'_\alpha$, and v'_α . Next, consider the path P_β^u all of whose

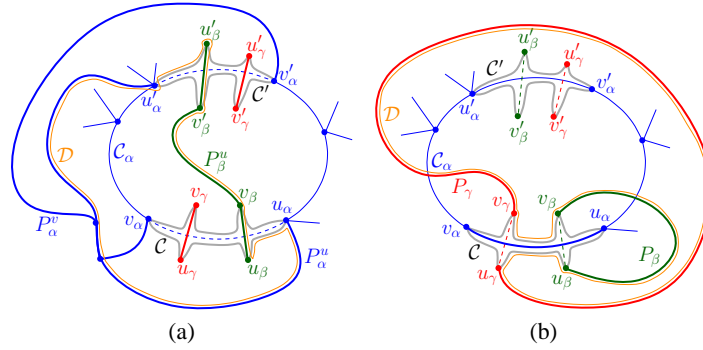


Fig. 6. Proof of Lemma 10. (a) The case in which neither e_α nor e'_α belongs to S . (b) The case in which $e_\alpha \in S$.

edges belong to S connecting u_β and u'_β . We claim that this path contains v_β . Indeed, if P_β^u does not contain v_β , then it crosses the path connecting u_α and v_α in T_α , thus contradicting the fact that S is a planar set of spanning trees. An analogous proof shows that P_β^u contains v'_β .

Now, consider the cycle \mathcal{D} composed of P_α^u , of P_β^u , of the path P_u in \mathcal{C} between u_α and u_β not containing u_γ , and of the path P'_u in \mathcal{C}' between u'_α and u'_β not containing u'_γ . Cycle \mathcal{D} contains vertices of γ on both sides (e.g., u_γ and u'_γ). However, no con-edge g_γ for γ in S can cross \mathcal{D} . In fact, g_γ cannot cross P_α^u or P_β^u , as such paths are composed of con-edges in S , and it cannot cross P_u and P'_u by construction of \mathcal{C} and \mathcal{C}' . It follows that S does not connect γ , a contradiction to the fact that S is a planar set of spanning trees.

Case 2. Let $\{e_\alpha, e'_\alpha\} \cap S \neq \emptyset$. Suppose, w.l.o.g., that $e_\alpha \in S$. Refer to Fig. 6(b).

Consider the path P_β (P_γ) all of whose edges belong to S connecting u_β and v_β (resp. u_γ and v_γ). Consider the cycle \mathcal{C}_β composed of P_β and e_β . We have that no con-edge g_γ for γ in S can cross \mathcal{C}_β . In fact, g_γ cannot cross P_β , as such a path is composed of con-edges in S , and it cannot cross e_β by Property 1, given that e_β and e_γ belong to the same connected component of K_A and do not cross, as otherwise TEST 2 would succeed on A . It follows that \mathcal{C}_β has u_γ and u'_γ on the same side, as otherwise S would not connect γ , a contradiction to the fact that S is a planar set of spanning trees. Since u_γ and u'_γ are on the same side of \mathcal{C}_β , it follows that u_α is on one side of \mathcal{C}_β (call it *the small side* of \mathcal{C}_β), while v_α , u'_α , and v'_α are on the other side (call it *the large side* of \mathcal{C}_β). Analogously, the cycle \mathcal{C}_γ composed of P_γ and e_γ has v_α on one side (call it *the small side* of \mathcal{C}_γ), and u_α , u'_α , and v'_α on the other side (call it *the large side* of \mathcal{C}_γ). Observe that the small side of \mathcal{C}_β and the small side of \mathcal{C}_γ are disjoint, as otherwise P_β intersects \mathcal{C}_γ or P_γ intersects \mathcal{C}_β .

Now consider the cycle \mathcal{D} composed of P_β , of P_γ , of the path P_u in \mathcal{C} between u_β and u_γ not containing u_α , and of the path P_v in \mathcal{C} between v_β and v_γ not containing v_α . Cycle \mathcal{D} contains vertices of α on both sides. Namely, it contains u_α and v_α on one side (the side of \mathcal{D} containing the small side of \mathcal{C}_β and the small side of \mathcal{C}_γ), and u'_α and

v'_α on the other side. However, no con-edge g_α for α in S crosses \mathcal{D} . In fact, g_α cannot cross P_β and P_γ , as such paths are composed of con-edges in S , and it cannot cross P_u and P_v by construction of \mathcal{C} . It follows that S does not connect α , a contradiction to the fact that S is a planar set of spanning trees. \square

Lemma 11 (TEST 4). *Suppose that con-edges $e'_\alpha, e''_\alpha \in A$ for α exist in \mathcal{C}_α , and such that e_α, e''_α , and e'_α occur in this order along \mathcal{C}_α , when clockwise traversing \mathcal{C}_α . Suppose also that there exist con-edges $e'_\beta, e''_\beta \in A$ for β and $e'_\gamma \in A$ for γ such that $e'_\alpha \otimes e'_\beta$, $e'_\alpha \otimes e'_\gamma$, and $e''_\alpha \otimes e''_\beta$. Then, no planar set of spanning trees for A exists.*

Proof. Denote by u_α and v_α (by u_β and v_β , by u_γ and v_γ) the end-vertices of e_α (resp. of e_β , resp. of e_γ). By Property 1, it is possible to draw a closed curve \mathcal{C} passing through $u_\alpha, u_\beta, u_\gamma, v_\alpha, v_\gamma$, and v_β in this clockwise order, containing edges e_α, e_β , and e_γ in its interior, and containing every other con-edge for α, β , and γ in its exterior.

Denote by u'_α and v'_α (by u'_β and v'_β , by u'_γ and v'_γ) the end-vertices of e'_α (resp. of e'_β , resp. of e'_γ), and by u''_α and v''_α (by u''_β and v''_β) the end-vertices of e''_α (resp. of e''_β). By Property 1, it is possible to draw a closed curve \mathcal{C}' passing through $u'_\alpha, u'_\gamma, u'_\beta, v'_\alpha, v'_\beta$, and v'_γ in this clockwise order, containing edges e'_α, e'_β , and e'_γ in its interior, and containing every other con-edge for α, β , and γ in its exterior. Also, it is possible to draw a closed curve \mathcal{C}'' passing through $u''_\alpha, u''_\beta, v''_\alpha$, and v''_β in this clockwise order, containing edges e''_α and e''_β in its interior, and containing every other con-edge for α and β in its exterior. We assume that \mathcal{C}'' is arbitrarily close to the drawing of e''_α and e''_β so that \mathcal{C}'' intersects a con-edge for a cluster different from α and β only if that con-edge intersects e''_α or e''_β . Assume, w.l.o.g., that the face of $A[\alpha]$ delimited by \mathcal{C}_α is to the right of \mathcal{C}_α when traversing such a cycle in clockwise direction. Finally assume, w.l.o.g., that $u_\alpha, v_\alpha, u''_\alpha, v''_\alpha, u'_\alpha$, and v'_α appear in this clockwise order along \mathcal{C}_α (possibly $v_\alpha = u''_\alpha, v''_\alpha = u'_\alpha$, and/or $v'_\alpha = u_\alpha$).

First, suppose that e''_α has a conflict with a con-edge e'_γ for γ . Then, if e''_α is crossed first by e''_β and then by e'_γ when \mathcal{C}_α is traversed clockwise, we can conclude that no planar set of spanning trees for A exists by Lemma 10 (with e_α and e''_α playing the role of the edges e_α and e'_α in the statement of Lemma 10). Analogously, if e''_α is crossed first by e'_γ and then by e''_β when \mathcal{C}_α is traversed clockwise, we can conclude that no planar set of spanning trees for A exists by Lemma 10 (with e'_α and e''_α playing the role of the edges e_α and e'_α in the statement of Lemma 10). Thus, in what follows we assume that e''_α does not have a conflict with any con-edge for γ .

Suppose, for a contradiction, that there exists a planar set S of spanning trees for A . The proof distinguishes three cases.

Case 1. Let $e_\alpha, e'_\alpha, e''_\alpha \notin S$. Refer to Fig. 7(a).

Consider the path P_α^1 (P_α^2, P_α^3) all of whose edges belong to S connecting u_α and v''_α (resp. v_α and u'_α , resp. u''_α and v'_α). Since the end-vertices of P_α^i and P_α^j alternate along \mathcal{C}_α , for every $i \neq j$ with $i, j \in \{1, 2, 3\}$, and since \mathcal{C}_α delimits a face of $A[\alpha]$, it follows that P_α^i and P_α^j share vertices (and possibly edges). Thus, the union of P_α^1, P_α^2 , and P_α^3 is a tree T_α whose leaves can only be from $\{u_\alpha, v_\alpha, u'_\alpha, v'_\alpha, u''_\alpha, v''_\alpha\}$. Consider the path P_β^u all of whose edges belong to S connecting u_β and u''_β . We claim that this path contains v_β . Indeed, if P_β^u does not contain v_β , then it crosses the path connecting

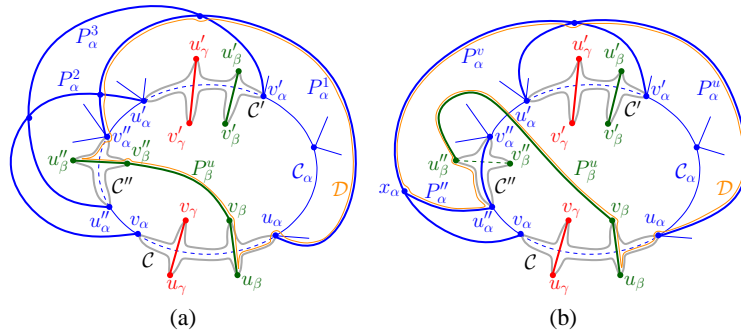


Fig. 7. Proof of Lemma 11. (a) The case in which neither e_α , nor e'_α , nor e''_α belongs to S . (b) The case in which e_α and e'_α do not belong to S , while e''_α belongs to S .

u_α and v_α in T_α , thus contradicting the fact that S is a planar set of spanning trees for A . Analogously, P_β^u contains v'_β . Further, P_β^u does not contain u'_β , as otherwise it would cross the path connecting u'_α and v'_α in T_α . Next, consider the path P_a'' that is the path in C'' between v''_α and u''_β and not containing u''_α . Also, consider the path P_b'' that is the path in C'' between v''_α and v''_β and not containing u''_α . Not both P_a'' and P_b'' intersect a con-edge for γ , as otherwise by construction of C'' con-edge e''_α would have a conflict with a con-edge for γ , which contradicts the assumptions. Assume that P_a'' does not cross any con-edge for γ , the other case being analogous.

Consider the cycle \mathcal{D} composed of P_α^1 , of P_β^u , of P_a'' , and of the path P_u in \mathcal{C} between u_α and u_β not containing u_γ . Cycle \mathcal{D} contains vertices of γ on both sides (e.g., u_γ and u'_γ). However, no con-edge g_γ for γ in S crosses \mathcal{D} . In fact, g_γ cannot cross P_α^1 or P_β^u , as such paths are composed of con-edges in S , it cannot cross P_u by construction of \mathcal{C} , and it cannot cross P_a'' by assumption. It follows that S does not connect γ , a contradiction to the fact that S is a planar set of spanning trees for A .

Case 2. Let $e_\alpha, e'_\alpha \notin S$, and $e''_\alpha \in S$. Refer to Fig. 7(b).

Consider the path P_α^u (P_α^v) all of whose edges belong to S connecting u_α and u'_α (resp. v_α and v'_α). Since the end-vertices of P_α^u and P_α^v alternate along \mathcal{C}_α and since \mathcal{C}_α delimits a face of $A[\alpha]$, it follows that P_α^u and P_α^v share vertices (and possibly edges). Thus, the union of P_α^u and P_α^v is a tree T_α whose leaves can only be from $\{u_\alpha, v_\alpha, u'_\alpha, v'_\alpha\}$. Also, let P_α'' be a path whose edges belong to S connecting u''_α and any vertex in T_α , say x_α . Assume that P_α'' is minimal, i.e., no vertex of P_α'' different from x_α belongs to T_α . Next, consider the path P_a'' in C'' between u''_α and u''_β and not containing v''_α . Also, consider the path P_b'' in C'' between u''_α and v''_β and not containing v''_α . Not both P_a'' and P_b'' intersect a con-edge for γ , as otherwise by construction of C'' con-edge e''_α would have a conflict with a con-edge for γ , which contradicts the assumptions. Assume that P_a'' does not cross any con-edge for γ , the other case being analogous. Now consider the path P_β^u all of whose edges belong to S connecting u_β and u''_β . We claim that this path contains v_β . Indeed, if P_β^u does not contain v_β , then

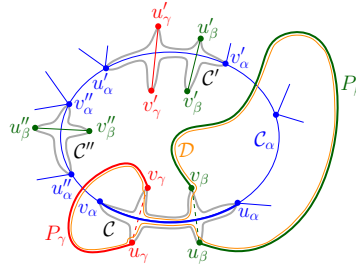


Fig. 8. Proof of Lemma 11, in the case in which e_α belongs to A .

it crosses the path connecting u_α and v_α in T_α , thus contradicting the fact that S is a planar set of spanning trees for A .

Consider the cycle \mathcal{D} composed of P_β^u , of the path P_u in \mathcal{C} between u_α and u_β not containing u_γ , of the path connecting u_α and x_α in T_α , of P_α'' , and of P_α' . Cycle \mathcal{D} contains vertices of γ on both sides (e.g., u_γ and u'_γ). However, no con-edge g_γ for γ in S can cross \mathcal{D} . In fact, g_γ cannot cross P_β^u , the path connecting u_α and x_α in T_α , or P_α'' , as such paths are composed of con-edges in S , it cannot cross P_u by construction of \mathcal{C} , and it cannot cross P_α' by assumption. It follows that S does not connect γ , a contradiction to the fact that S is a planar set of spanning trees for A .

Case 3. Let $\{e_\alpha, e'_\alpha\} \cap S \neq \emptyset$. Suppose, w.l.o.g., that $e_\alpha \in S$. Refer to Fig. 8. This case is similar to the second case in the proof of Lemma 10.

Consider the path P_β (P_γ) all of whose edges belong to S connecting u_β and v_β (resp. u_γ and v_γ). Consider the cycle \mathcal{C}_β composed of P_β and e_β . We have that no con-edge g_γ for γ in S crosses \mathcal{C}_β . In fact, g_γ cannot cross P_β , as such a path is composed of con-edges in S , and it cannot cross e_β by Property 1, given that e_β and e_γ belong to the same connected component of K_A and do not cross, as otherwise TEST 2 would succeed on A . It follows that \mathcal{C}_β has u_γ and u'_γ on the same side, as otherwise S would not connect γ , a contradiction to the fact that S is a planar set of spanning trees for A . Since u_γ and u'_γ are on the same side of \mathcal{C}_β , it follows that u_α is on one side of \mathcal{C}_β (call it *the small side* of \mathcal{C}_β), while v_α and u'_α are on the other side (call it *the large side* of \mathcal{C}_β). Observe that, differently from the proof of Lemma 10, it might be the case that v'_α is in the small side of \mathcal{C}_β , if P_β contains con-edge (u'_β, v'_β) . An analogous argument proves that the cycle \mathcal{C}_γ composed of P_γ and e_γ has v_α on one side (call it *the small side* of \mathcal{C}_γ), and u_α , u'_α , and v'_α on the other side (call it *the large side* of \mathcal{C}_γ). Observe that the small side of \mathcal{C}_β and the small side of \mathcal{C}_γ are disjoint, as otherwise P_β intersects \mathcal{C}_γ or P_γ intersects \mathcal{C}_β .

Now consider the cycle \mathcal{D} composed of P_β , of P_γ , of the path P_u in \mathcal{C} between u_β and u_γ not containing u_α , and of the path P_v in \mathcal{C} between v_β and v_γ not containing v_α . Cycle \mathcal{D} contains vertices of α on both sides. Namely, it contains u_α and v_α on one side (the side of \mathcal{D} containing the small side of \mathcal{C}_β and the small side of \mathcal{C}_γ), and u'_α on the other side. However, no con-edge g_α for α in S can cross \mathcal{D} . In fact, g_α cannot cross P_β and P_γ , as such paths are composed of con-edges in S , and it cannot cross P_u

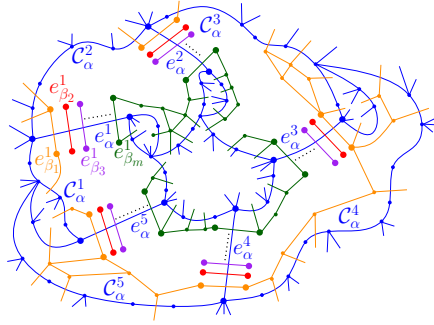


Fig. 9. The α -donut for e_α . Only the con-edges of $\mathcal{C}_\alpha^1, \dots, \mathcal{C}_\alpha^k$, the con-edges for β_1, \dots, β_m crossing the spokes of the α -donut for α , the con-edges for β_1 and β_m inside the faces delimited by $\mathcal{C}_\alpha^1, \dots, \mathcal{C}_\alpha^k$, part of the con-edges for α incident to vertices in $\mathcal{C}_\alpha^1, \dots, \mathcal{C}_\alpha^k$, and part of the con-edges of β_1 and β_m crossing the con-edges of $\mathcal{C}_\alpha^1, \dots, \mathcal{C}_\alpha^k$ are shown.

and P_v by construction of \mathcal{C} . It follows that S does not connect α , a contradiction to the fact that S is a planar set of spanning trees for A . \square

If SIMPLIFICATIONS 1–4 do not apply to A and TESTS 1–4 fail on A , then the con-edges for a cluster α that are crossed by con-edges for (at least) two other clusters have a nice structure, that we call α -donut (see Fig. 9).

Consider a con-edge $e_\alpha \in A$ for α crossing con-edges $e_{\beta_1}, \dots, e_{\beta_m}$ for clusters β_1, \dots, β_m , with $m \geq 2$. An α -donut for e_α consists of a sequence $e_\alpha^1, \dots, e_\alpha^k, e_\alpha^{k+1}$ of con-edges for α with $k \geq 2$, called *spokes* of the α -donut, of a sequence $\mathcal{C}_\alpha^1, \dots, \mathcal{C}_\alpha^k, \mathcal{C}_\alpha^{k+1} = \mathcal{C}_\alpha^1$ of facial cycles in $A[\alpha]$, and of sequences $e_{\beta_j}^1, \dots, e_{\beta_j}^k$ of con-edges for β_j , for each $1 \leq j \leq m$, such that the following hold for every $1 \leq i \leq k$:

- e_α is one of edges $e_\alpha^1, \dots, e_\alpha^k$;
- $e_\alpha^i \otimes e_{\beta_j}^i$, for every $1 \leq j \leq m$;
- \mathcal{C}_α^i and \mathcal{C}_α^{i+1} share edge e_α^i ;
- edge e_α^i is crossed by $e_{\beta_1}^i, \dots, e_{\beta_m}^i$ in this order when \mathcal{C}_α^i is traversed clockwise;
- all the con-edges of \mathcal{C}_α^{i+1} encountered when clockwise traversing \mathcal{C}_α^{i+1} from e_α^i to e_α^{i+1} do not cross any con-edge for β_2, \dots, β_m ; and
- all the con-edges of \mathcal{C}_α^{i+1} encountered when clockwise traversing \mathcal{C}_α^{i+1} from e_α^{i+1} to e_α^i do not cross any con-edge for $\beta_1, \dots, \beta_{m-1}$.

We have the following.

Lemma 12. *For every con-edge $e_\alpha \in A$ for α , there exists an α -donut for e_α .*

Proof. Let, w.l.o.g., $e_\alpha^1 = e_\alpha$ and consider the two faces f_α^1 and f_α^2 of $A[\alpha]$ incident to e_α^1 . Since SIMPLIFICATION 1 does not apply to A , it follows that $f_\alpha^1 \neq f_\alpha^2$. Let \mathcal{C}_α^i be the cycle delimiting f_α^i , for $i = 1, 2$. Let $e_{\beta_1}^1, \dots, e_{\beta_m}^1$ be the con-edges for clusters β_1, \dots, β_m , respectively, ordered as they cross e_α^1 when clockwise traversing \mathcal{C}_α^1 . Thus, e_α^1 is crossed by $e_{\beta_m}^1, \dots, e_{\beta_1}^1$ in this order when \mathcal{C}_α^2 is traversed clockwise.

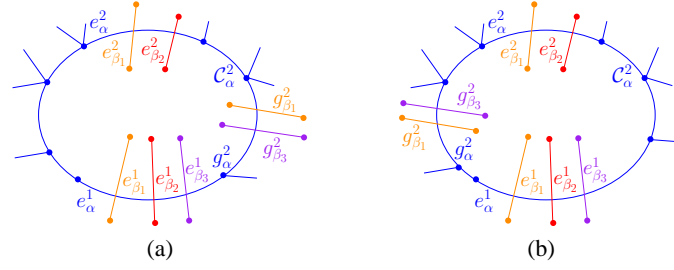


Fig. 10. Illustration for the proof of Lemma 12.

Consider facial cycle C_α^2 .

Since SIMPLIFICATION 4 does not apply to A , there exists at least one con-edge e_α^2 in C_α^2 that is different from e_α^1 and that is crossed by con-edges $e_{\beta_1}^2$ for β_1 and $e_{\beta_2}^2$ for β_2 . Since TEST 3 fails on A , it follows that e_α^2 is crossed first by $e_{\beta_1}^2$ and then by $e_{\beta_2}^2$ when clockwise traversing C_α^2 . Since TEST 4 fails on A , it follows that all the con-edges of C_α^2 different from e_α^1 and e_α^2 encountered when clockwise traversing C_α^2 from e_α^1 to e_α^2 (from e_α^2 to e_α^1) do not have a conflict with any con-edge for β_2 (resp. for β_1).

Now, since SIMPLIFICATION 4 does not apply to A , there exists at least one con-edge g_α^2 in C_α^2 that is different from e_α^1 and that is crossed by con-edges $g_{\beta_1}^2$ for β_1 and $g_{\beta_3}^2$ for β_3 . We prove that $g_\alpha^2 = e_\alpha^2$. Suppose, for a contradiction, that $g_\alpha^2 \neq e_\alpha^2$. If g_α^2 is encountered when clockwise traversing C_α^2 from e_α^2 to e_α^1 , as in Fig. 10(a), then TEST 4 would succeed on A , with α , β_1 , and β_2 playing the roles of α , β , and γ , respectively, in the statement of Lemma 11, a contradiction. Hence, assume that g_α^2 is encountered when clockwise traversing C_α^2 from e_α^1 to e_α^2 , as in Fig. 10(b). Since TEST 3 fails on A , it follows that g_α^2 is crossed first by $g_{\beta_1}^2$ and then by $g_{\beta_3}^2$ when clockwise traversing C_α^2 . However, this implies that TEST 4 succeeds on A , with α , β_1 , and β_3 playing the roles of α , β , and γ , respectively, in the statement of Lemma 11, a contradiction. Thus, we get that $g_\alpha^2 = e_\alpha^2$, hence e_α^2 is crossed by a con-edge $e_{\beta_3}^2$ for β_3 . Since TEST 3 fails on A , it follows that e_α^2 is crossed first by $e_{\beta_1}^2$, then by $e_{\beta_2}^2$, and then by $e_{\beta_3}^2$ when clockwise traversing C_α^2 . Since TEST 4 fails on A , it follows that all the con-edges of C_α^2 different from e_α^1 and e_α^2 encountered when clockwise traversing C_α^2 from e_α^1 to e_α^2 (from e_α^2 to e_α^1) do not have a conflict with any con-edges for β_2, β_3 (resp. for β_1, β_2).

The argument in the previous paragraph can be repeated for each β_j , with $j = 4, 5, \dots, m$, with $\alpha, \beta_1, \beta_{j-1}$, and β_j playing the roles of α, β_1, β_2 , and β_3 . This leads to conclude that e_α^2 is crossed by con-edges $e_{\beta_1}^2, \dots, e_{\beta_m}^2$ for β_1, \dots, β_m , respectively, in this order when clockwise traversing C_α^2 , and that all the con-edges of C_α^2 encountered when clockwise traversing C_α^2 from e_α^1 to e_α^2 (from e_α^2 to e_α^1) do not have a conflict with any con-edges for β_2, \dots, β_m (resp. for $\beta_1, \dots, \beta_{m-1}$).

Now the same argument as the one we just presented for C_α^2 is repeated for C_α^3 , that is the facial cycle that contains e_α^2 and that is different from C_α^2 . Again, this leads to conclude that there exists a con-edge $e_\alpha^3 \neq e_\alpha^2$ for α that belongs to C_α^3 , that there exist con-edges $e_{\beta_1}^3, \dots, e_{\beta_m}^3$ for clusters β_1, \dots, β_m , respectively, that cross e_α^3 in this

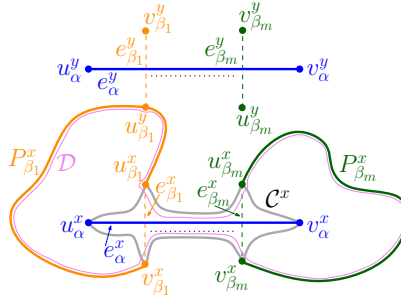


Fig. 11. Illustration for the proof of Lemma 13.

order when clockwise traversing \mathcal{C}_α^3 , and that all the con-edges of \mathcal{C}_α^3 encountered when clockwise traversing \mathcal{C}_α^3 from e_α^2 to e_α^3 (from e_α^3 to e_α^2) do not have a conflict with any con-edges for β_2, \dots, β_m (resp. for $\beta_1, \dots, \beta_{m-1}$).

Since the number of edges of $A[\alpha]$ is finite and since each facial cycle of $A[\alpha]$ does not contain more than two con-edges crossed by con-edges for all of β_1, \dots, β_m (as otherwise TEST 3 would succeed on A), eventually a facial cycle $\mathcal{C}_\alpha^{k+1} = \mathcal{C}_\alpha^1$ of $A[\alpha]$ is considered in which the two con-edges that are crossed by con-edges for all of β_1, \dots, β_m are e_α^k and e_α^1 . This concludes the proof of the lemma. \square

Observe that the α -donut for any con-edge e_α for α can be computed efficiently. The following is a consequence of Lemma 12.

Lemma 13. *Consider a con-edge e_α for α that has a conflict with $m \geq 2$ con-edges for other clusters. Let $e_\alpha^1, \dots, e_\alpha^k$ be the spokes of the α -donut for e_α . Then, if a planar set S of spanning trees for A exists, it contains exactly one of $e_\alpha^1, \dots, e_\alpha^k$.*

Proof. First, by Lemma 12, e_α^i belongs to both facial cycles \mathcal{C}_α^i and \mathcal{C}_α^{i+1} , for every $1 \leq i \leq k$, where $\mathcal{C}_\alpha^{k+1} = \mathcal{C}_\alpha^1$. It follows that removing all of $e_\alpha^1, \dots, e_\alpha^k$ from A disconnects $A[\alpha]$. Hence, S contains at least one of $e_\alpha^1, \dots, e_\alpha^k$.

Suppose, for a contradiction, that a planar set S of spanning trees for A exists that contains at least two edges e_α^x and e_α^y . Refer to Fig. 11. Denote by u_α^x and v_α^x (by u_α^y and v_α^y) the end-vertices of e_α^x (resp. of e_α^y), where we assume w.l.o.g. that edges $e_{\beta_1}^x, e_{\beta_2}^x, \dots, e_{\beta_m}^x$ are crossed in this order when traversing e_α^x from u_α^x to v_α^x , and that edges $e_{\beta_1}^y, e_{\beta_2}^y, \dots, e_{\beta_m}^y$ are crossed in this order when traversing e_α^y from u_α^y to v_α^y . Further, denote by $u_{\beta_1}^x$ and $v_{\beta_1}^x$, by $u_{\beta_m}^x$ and $v_{\beta_m}^x$, by $u_{\beta_1}^y$ and $v_{\beta_1}^y$, by $u_{\beta_m}^y$ and $v_{\beta_m}^y$, the end-vertices of $e_{\beta_1}^x$, of $e_{\beta_m}^x$, of $e_{\beta_1}^y$, and of $e_{\beta_m}^y$, respectively.

Consider the path $P_{\beta_1}^x$ ($P_{\beta_m}^x$) all of whose edges belong to S connecting $u_{\beta_1}^x$ and $v_{\beta_1}^x$ (resp. $u_{\beta_m}^x$ and $v_{\beta_m}^x$). Consider the cycle $\mathcal{C}_{\beta_1}^x$ composed of $P_{\beta_1}^x$ and $e_{\beta_1}^x$. We have that no con-edge g_{β_m} for β_m in S crosses $\mathcal{C}_{\beta_1}^x$. In fact, g_{β_m} cannot cross $P_{\beta_1}^x$, as such a path is composed of con-edges in S , and it cannot cross $e_{\beta_1}^x$ by Property 1, given that $e_{\beta_1}^x$ and $e_{\beta_m}^x$ belong to the same connected component of K_A and do not cross, as otherwise TEST 2 would succeed on A . It follows that $\mathcal{C}_{\beta_1}^x$ has $u_{\beta_m}^x$ and $v_{\beta_m}^x$ on the same side, as otherwise S would not connect β_m , a contradiction to the fact that S is a planar set of

spanning trees for A . Since $u_{\beta_m}^x$ and $u_{\beta_m}^y$ are on the same side of $\mathcal{C}_{\beta_1}^x$, since $u_{\beta_m}^y$, u_α^y , and v_α^y are on the same side of $\mathcal{C}_{\beta_1}^x$, and since $u_{\beta_m}^x$ and v_α^x are on the same side of $\mathcal{C}_{\beta_1}^x$, it follows that u_α^x is on one side of $\mathcal{C}_{\beta_1}^x$ (*the small side* of $\mathcal{C}_{\beta_1}^x$), while v_α^x , u_α^y , and v_α^y are on the other side (*the large side* of $\mathcal{C}_{\beta_1}^x$). Analogously, the cycle $\mathcal{C}_{\beta_m}^x$ composed of $P_{\beta_m}^x$ and $e_{\beta_m}^x$ has v_α^x on one side (*the small side* of $\mathcal{C}_{\beta_m}^x$), and u_α^x , u_α^y , and v_α^y on the other side (*the large side* of $\mathcal{C}_{\beta_m}^x$). The small side of $\mathcal{C}_{\beta_1}^x$ and the small side of $\mathcal{C}_{\beta_m}^x$ are disjoint, as otherwise $P_{\beta_1}^x$ intersects $\mathcal{C}_{\beta_m}^x$, or $P_{\beta_m}^x$ intersects $\mathcal{C}_{\beta_1}^x$.

By Property 1, it is possible to draw a closed curve \mathcal{C}^x passing through u_α^x , $u_{\beta_1}^x$, $u_{\beta_m}^x$, v_α^x , $v_{\beta_m}^x$, and $v_{\beta_1}^x$ in this circular order, containing edges e_α^x , $e_{\beta_1}^x$, and $e_{\beta_m}^x$ in its interior, and containing every other con-edge for α , β_1 , and β_m in its exterior. Now consider the cycle \mathcal{D} composed of $P_{\beta_1}^x$, of $P_{\beta_m}^x$, of the path P_u^x in \mathcal{C}^x between $u_{\beta_1}^x$ and $u_{\beta_m}^x$ not containing u_α^x , and of the path P_v^x in \mathcal{C}^x between $v_{\beta_1}^x$ and $v_{\beta_m}^x$ not containing v_α^x . Cycle \mathcal{D} contains vertices of α on both sides. Namely, it contains u_α^x and v_α^x on one side (the side of \mathcal{D} containing the small side of $\mathcal{C}_{\beta_1}^x$ and the small side of $\mathcal{C}_{\beta_m}^x$), and u_α^y and v_α^y on the other side. However, no con-edge g_α for α in S crosses \mathcal{D} . In fact, g_α cannot cross $P_{\beta_1}^x$ and $P_{\beta_m}^x$, as such paths are composed of con-edges in S , and it cannot cross P_u^x and P_v^x by construction of \mathcal{C}^x . It follows that S does not connect α , a contradiction to the fact that S is a planar set of spanning trees for A . \square

Consider a con-edge e for a cluster α . The *conflicting structure* $M(e)$ of e is a sequence of sets $H_0(e), L_1(e), H_1(e), L_2(e), H_2(e), \dots$ of con-edges which correspond to the layers of a BFS traversal starting at e of the connected component of K_A containing e . That is: $H_0(e) = \{e\}$; then, for $i \geq 1$, $L_i(e)$ is the set of con-edges that cross con-edges in $H_{i-1}(e)$ and that are not in $L_{i-1}(e)$, and $H_i(e)$ is the set of con-edges that cross con-edges in $L_i(e)$ and that are not in $H_{i-1}(e)$.

We now study the conflicting structures of the spokes $e_\alpha^1, \dots, e_\alpha^k$ of the α -donut for a con-edge e_α for α . No two edges in a set $H_i(e_\alpha)$ or in a set $L_i(e_\alpha)$ have a conflict, as otherwise TEST 2 would succeed. Also, by Lemma 5, any planar set S of spanning trees for A contains either all the edges in $\bigcup_i H_i(e_\alpha)$ or all the edges in $\bigcup_i L_i(e_\alpha)$.

Assume that e_α has a conflict with at least two con-edges for other clusters. For any $1 \leq i \leq k$, we say that e_α^i and e_α^{i+1} have *isomorphic conflicting structures* if e_α^i and e_α^{i+1} belong to isomorphic connected components of K_A and if the vertices of these components that are in correspondence under the isomorphism represent con-edges for the same cluster. Formally, e_α^i and e_α^{i+1} have isomorphic conflicting structures if there exists a bijective mapping δ between the edges in $M(e_\alpha^i)$ and the edges in $M(e_\alpha^{i+1})$ such that:

1. e is a con-edge for a cluster ϱ if and only if $\delta(e)$ is a con-edge for ϱ , for every $e \in M(e_\alpha^i)$;
2. $e \in H_j(e_\alpha^i)$ if and only if $\delta(e) \in H_j(e_\alpha^{i+1})$, for every $e \in M(e_\alpha^i)$;
3. $e \in L_j(e_\alpha^i)$ if and only if $\delta(e) \in L_j(e_\alpha^{i+1})$, for every $e \in M(e_\alpha^i)$; and
4. $e \otimes f$ if and only if $\delta(e) \otimes \delta(f)$, for every $e, f \in M(e_\alpha^i)$.

Observe that the isomorphism of two conflicting structures can be tested efficiently.

We will prove in the following four lemmata that by examining the conflicting structures for the spokes of the α -donut for e_α , a decision on whether some spoke is or is not in S can be taken without loss of generality. We start with the following:

Lemma 14 (SIMPLIFICATION 5). *Suppose that spokes e_α^i and e_α^{i+1} have isomorphic conflicting structures. Then, there exists a planar set S of spanning trees for A if and only if there exists a planar set S' of spanning trees for A such that $e_\alpha^i \notin S'$.*

Proof. If there exists no planar set of spanning trees for A , there is nothing to prove. Otherwise, consider any planar set S of spanning trees for A . If $e_\alpha^i \notin S$, there is nothing to prove. Otherwise, suppose that $e_\alpha^i \in S$. Since S does not contain any two con-edges that have a conflict and by Lemma 5, we have $\bigcup_j H_j(e_\alpha^i) \subseteq S$ and $S \cap \bigcup_j L_j(e_\alpha^i) = \emptyset$.

By Lemma 13, exactly one of $e_\alpha^1, \dots, e_\alpha^k$ belongs to any planar set S of spanning trees for A . Hence, $e_\alpha^{i+1} \notin S$. Since S does not contain any two con-edges that have a conflict and by Lemma 5, we have $\bigcup_j L_j(e_\alpha^{i+1}) \subseteq S$ and $S \cap \bigcup_j H_j(e_\alpha^{i+1}) = \emptyset$.

Consider the set $S' \subseteq A$ of con-edges obtained from S by removing $\bigcup_j H_j(e_\alpha^i)$ and $\bigcup_j L_j(e_\alpha^{i+1})$ and by adding $\bigcup_j L_j(e_\alpha^i)$ and $\bigcup_j H_j(e_\alpha^{i+1})$. We claim that S' is a planar set of spanning trees for A . The claim directly implies the lemma.

First, we prove that no two con-edges in S' have a conflict. Since S is a planar set of spanning trees for A , no two con-edges in $S' \cap S$ have a conflict. Consider any con-edge $e \in L_j(e_\alpha^i)$, for some $j \geq 1$, and consider any con-edge $g \in S'$. If g does not belong to $M(e_\alpha^i)$, then e and g do not cross, since e and e_α^i belong to the same connected component of K_A . Further, if g belongs to $M(e_\alpha^i)$ and does not belong to $H_{j-1}(e_\alpha^i)$ or to $H_j(e_\alpha^i)$, then e and g do not cross, by definition of conflicting structure. Finally, g does not belong to $H_{j-1}(e_\alpha^i)$ or to $H_j(e_\alpha^i)$, given that $g \in S'$. It can be analogously proved that no edge $e \in H_j(e_\alpha^{i+1})$, for some $j \geq 1$, crosses any con-edge $g \in S'$.

Second, we prove that, for each cluster μ , the graph induced by the con-edges in $S'[\mu]$ is a tree that spans the vertices in μ . This is trivially proved for every cluster μ that has no con-edge in $M(e_\alpha^i)$, given that in this case $S'[\mu] = S[\mu]$. Moreover, by Property 1 and since $M(e_\alpha^i)$ and $M(e_\alpha^{i+1})$ are isomorphic, each cluster μ having a con-edge in $M(e_\alpha^i)$ has exactly one con-edge e_μ^i in $M(e_\alpha^i)$ and one con-edge e_μ^{i+1} in $M(e_\alpha^{i+1})$. By the construction of S' and by the fact that if e_μ^i is in $H_j(e_\alpha^i)$ (in $L_j(e_\alpha^i)$), then e_μ^{i+1} is in $H_j(e_\alpha^{i+1})$ (resp. in $L_j(e_\alpha^{i+1})$), it follows that $S'[\mu]$ is obtained from $S[\mu]$ by removing e_μ^r and by adding e_μ^a , for some distinct $a, r \in \{i, i+1\}$. Since $S[\mu]$ induces a spanning tree of the vertices in μ , in order to prove that $S'[\mu]$ induces a spanning tree of the vertices in μ it suffices to prove that the end-vertices of e_μ^a belong to distinct connected components of $S[\mu] \setminus \{e_\mu^r\}$. In the following we prove this statement.

For $1 \leq j \leq k$, denote by u_α^j and v_α^j the end-vertices of e_α^j ; assume w.l.o.g. that edges $e_{\beta_1}^j, e_{\beta_2}^j, \dots, e_{\beta_m}^j$ are crossed in this order when traversing e_α^j from u_α^j to v_α^j . Denote by $u_{\beta_\ell}^j$ and $v_{\beta_\ell}^j$ the end-vertices of $e_{\beta_\ell}^j$, for every $1 \leq j \leq k$ and $1 \leq \ell \leq m$.

- We start with cluster α . Denote by $S^1[\alpha]$ and $S^2[\alpha]$ the two connected components of $S[\alpha]$ obtained by removing e_α^i from $S[\alpha]$. Since $e_\alpha^1, \dots, e_\alpha^k$ are a separating set for $S[\alpha]$, since e_α^i is the only edge among $e_\alpha^1, \dots, e_\alpha^k$ that belongs to S (by assumption and by Lemma 13), it follows that u_α^{i+1} and v_α^{i+1} are one in $S^1[\alpha]$ and the other one in $S^2[\alpha]$.
- We now deal with cluster β_ℓ , for any $1 \leq \ell \leq m$. Denote by $S^1[\beta_\ell]$ and $S^2[\beta_\ell]$ the two connected components of $S[\beta_\ell]$ obtained by removing $e_{\beta_\ell}^{i+1}$ from $S[\beta_\ell]$. In the following we prove that $u_{\beta_\ell}^i$ and $v_{\beta_\ell}^i$ are one in $S^1[\beta_\ell]$ and the other one in $S^2[\beta_\ell]$.

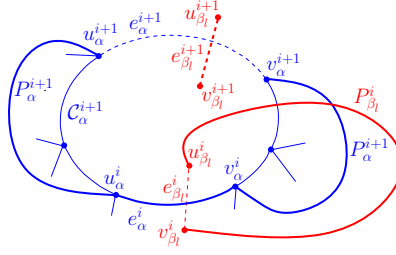


Fig. 12. Illustration for the proof that the end-vertices of $e_{\beta_\ell}^i$ belong to distinct connected components of $S[\alpha] \setminus \{e_{\beta_\ell}^{i+1}\}$.

Suppose, for a contradiction, that both $u_{\beta_\ell}^i$ and $v_{\beta_\ell}^i$ are in $S^1[\beta_\ell]$. Then, there exists a path $P_{\beta_\ell}^i$ between $u_{\beta_\ell}^i$ and $v_{\beta_\ell}^i$ all of whose edges belong to $S^1[\beta_\ell]$. See Fig. 12. Since $e_\alpha^1, \dots, e_\alpha^k$ are a separating set for $S[\alpha]$, since $e_\alpha^i \in S$, and since $e_\alpha^{i+1} \notin S$, it follows that the path P_α^{i+1} connecting u_α^{i+1} and v_α^{i+1} in S contains edge e_α^i . Since edges e_α^i and $e_{\beta_\ell}^i$ have a conflict, it follows that vertices $u_{\beta_\ell}^i$ and $v_{\beta_\ell}^i$ are on different sides of cycle $P_\alpha^{i+1} \cup e_\alpha^{i+1}$, hence path $P_{\beta_\ell}^i$ crosses cycle $P_\alpha^{i+1} \cup e_\alpha^{i+1}$ by the Jordan curve theorem. However, $P_{\beta_\ell}^i$ cannot cross P_α^{i+1} , as all the edges of such paths belong to S , by assumption; moreover, $P_{\beta_\ell}^i$ cannot cross e_α^{i+1} , as by Property 1 this would imply that $P_{\beta_\ell}^i$ contains $e_{\beta_\ell}^{i+1}$, contradicting the fact that such an edge does not belong to $S^1[\beta_\ell] \cup S^2[\beta_\ell]$.

- We now deal with any cluster μ such that there exists a con-edge h_j^i for μ in $H_j(e_\alpha^i)$, for some $j \geq 1$. Observe that $h_j^i \in S$. Denote by l_j^i any con-edge in $L_j(e_\alpha^i)$ such that $l_j^i \otimes h_j^i$ and by h_{j-1}^i any con-edge in $H_{j-1}(e_\alpha^i)$ such that $h_{j-1}^i \otimes l_j^i$; these edges exist by definition of conflicting structure and since $j \geq 1$. Denote by $S^1[\mu]$ and $S^2[\mu]$ the two connected components of $S[\mu]$ obtained by removing h_j^i from $S[\mu]$. In the following we prove that the end-vertices of $\delta(h_j^i)$ are one in $S^1[\mu]$ and the other one in $S^2[\mu]$.

Denote by ϱ and τ the clusters l_j^i and h_{j-1}^i are con-edges for. Since e_α^i and e_α^{i+1} have isomorphic conflicting structures, we have that $\delta(h_j^i)$, $\delta(l_j^i)$, and $\delta(h_{j-1}^i)$ are con-edges for μ , ϱ , and τ , respectively. Also, by assumption, h_j^i , h_{j-1}^i , and $\delta(l_j^i)$ belong to S , while l_j^i , $\delta(h_{j-1}^i)$, and $\delta(h_j^i)$ do not.

Suppose, for a contradiction, that both the end-vertices of $\delta(h_j^i)$ are in $S^1[\mu]$. The end-vertices of h_j^i are one in $S^1[\mu]$ and the other one in $S^2[\mu]$, given that $S[\mu]$ is a tree and that $S^1[\mu]$ and $S^2[\mu]$ are obtained from $S[\mu]$ by removing edge h_j^i . Refer to Fig. 13.

First, consider the path P_μ^{i+1} connecting the end-vertices of $\delta(h_j^i)$ and all of whose edges belong to $S^1[\mu]$. By assumption, $S^1[\mu]$ (and hence P_μ^{i+1}) does not contain h_j^i nor $\delta(h_j^i)$. Then, consider the cycle C_μ^{i+1} composed of P_μ^{i+1} and of $\delta(h_j^i)$. We have that con-edges h_{j-1}^i and $\delta(h_{j-1}^i)$ for τ do not cross C_μ^{i+1} by Property 1; in fact, h_{j-1}^i ($\delta(h_{j-1}^i)$) belongs to the same connected component of K_A as h_j^i (resp.

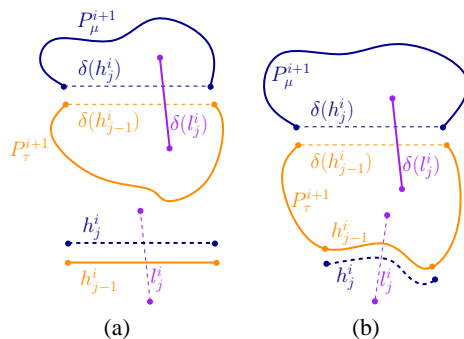


Fig. 13. Illustration for the proof that the end-vertices of $\delta(h_j^i)$ are one in $S^1[\mu]$ and the other one in $S^2[\mu]$.

$\delta(h_j^i)$) and it does not cross h_j^i (resp. $\delta(h_j^i)$), as otherwise TEST 2 would succeed on A , hence it does not cross any con-edge for μ . Also, we have that no con-edge g_τ for τ in S crosses C_μ^{i+1} . In fact, g_τ cannot cross P_μ^{i+1} , as such a path is composed of con-edges in S , and it cannot cross $\delta(h_j^i)$ by Property 1, since $\delta(h_j^i)$ and con-edge $\delta(h_{j-1}^i)$ for τ belong to the same connected component of K_A and do not cross. These observations immediately lead to a contradiction in the case in which h_{j-1}^i and $\delta(h_{j-1}^i)$ are on different sides of C_μ^{i+1} , as in such a case no path whose edges belong to S can connect an end-vertex of h_{j-1}^i with an end-vertex of $\delta(h_{j-1}^i)$ without crossing C_μ^{i+1} . Hence, assume that h_{j-1}^i and $\delta(h_{j-1}^i)$ are on the same side of C_μ^{i+1} (call it *the large side* of C_μ^{i+1}). Call *the small side* of C_μ^{i+1} the side of C_μ^{i+1} that does not contain h_{j-1}^i and $\delta(h_{j-1}^i)$.

Next, consider the path P_τ^{i+1} connecting the end-vertices of $\delta(h_{j-1}^i)$ and all of whose edges belong to S . Observe that P_τ^{i+1} does not coincide with $\delta(h_{j-1}^i)$, given that $\delta(h_{j-1}^i) \notin S$. (Observe that P_τ^{i+1} can possibly contain edge h_{j-1}^i , asymmetrically to P_μ^{i+1} that does not contain h_j^i .) Then, consider the cycle C_τ^{i+1} composed of P_τ^{i+1} and of $\delta(h_{j-1}^i)$. Analogously as for C_μ^{i+1} , it can be concluded that h_j^i and $\delta(h_j^i)$ are on the same side of C_τ^{i+1} (call it *the large side* of C_τ^{i+1}). Call *the small side* of C_τ^{i+1} the side of C_τ^{i+1} that does not contain h_j^i and $\delta(h_j^i)$. Hence, C_μ^{i+1} is in the large side of C_τ^{i+1} and C_τ^{i+1} is in the large side of C_μ^{i+1} , thus the small sides of C_μ^{i+1} and C_τ^{i+1} have disjoint interiors.

Now, consider edge $\delta(l_j^i)$. Since it crosses $\delta(h_j^i)$, then one of its end-vertices is in the small side of C_μ^{i+1} ; also, since it crosses $\delta(h_{j-1}^i)$, the other end-vertex is in the small side of C_τ^{i+1} . Hence, in order to obtain a contradiction, it suffices to prove that there exists a vertex v_ϱ of ϱ that is neither in the small side of C_μ^{i+1} nor in the small side of C_τ^{i+1} (that is, v_ϱ is simultaneously in the large side of C_μ^{i+1} and in the large side of C_τ^{i+1}). In fact, if that is the case, then no path whose edges belong to S can connect v_ϱ with the end-vertices of $\delta(l_j^i)$, given that no con-edge for ϱ in S can cross an edge of $P_\mu^{i+1} \cup P_\tau^{i+1}$, hence S does not connect ϱ , a contradiction.

We claim that at least one of the end-vertices of l_j^i is simultaneously in the large side of C_μ^{i+1} and in the large side of C_τ^{i+1} . First, observe that both the end-vertices of l_j^i are in the large side of C_μ^{i+1} . In fact, h_{j-1}^i is in the large side of C_μ^{i+1} , by assumption, and hence all of h_{j-1}^i , h_j^i , and l_j^i are in the large side of C_μ^{i+1} , given that C_μ^{i+1} does not contain h_j^i . Analogously, if C_τ^{i+1} does not contain h_{j-1}^i (as in Fig. 13(a)), then all of h_{j-1}^i , h_j^i , and l_j^i are in the large side of C_τ^{i+1} ; on the other hand, if C_τ^{i+1} contains h_{j-1}^i (as in Fig. 13(b)), then l_j^i crosses C_τ^{i+1} , hence one of its end-vertices is in the small side of C_τ^{i+1} and the other end-vertex is in the large side of C_τ^{i+1} . This proves the claim and hence the statement.

- It remains to deal with any cluster μ such that there exists a con-edge l_j^i for μ in $L_j(e_\alpha^i)$, for some $j \geq 2$. Observe that $l_j^i \notin S$, while $\delta(l_j^i) \in S$. Denote by h_{j-1}^i any con-edge in $H_{j-1}(e_\alpha^i)$ such that $h_{j-1}^i \otimes l_j^i$ and by l_{j-1}^i any con-edge in $L_{j-1}(e_\alpha^i)$ such that $l_{j-1}^i \otimes h_{j-1}^i$. All these edges exist by definition of conflicting structure and since $j \geq 2$. Denote by $S^1[\mu]$ and $S^2[\mu]$ the two connected components of $S[\mu]$ obtained by removing $\delta(l_j^i)$ from $S[\mu]$. The following statement can be proved: The end-vertices of l_j^i are one in $S^1[\mu]$ and the other one in $S^2[\mu]$. The proof is the same as the one for the case in which there exists a con-edge $h_j^i \in H_j(e_\alpha^i)$ for μ in S , for some $j \geq 1$, with l_j^i , h_{j-1}^i , l_{j-1}^i , $\delta(l_j^i)$, $\delta(h_{j-1}^i)$, and $\delta(l_{j-1}^i)$ playing the roles of $\delta(h_j^i)$, $\delta(l_j^i)$, $\delta(h_{j-1}^i)$, h_j^i , l_j^i , and h_{j-1}^i , respectively.

This concludes the proof of the lemma. Together with Lemma 5, it establishes the correctness of SIMPLIFICATION 5. \square

Next, we study non-isomorphic spokes. Let e_α^i be a spoke of the α -donut for e_α . Assume that $L_1(e_\alpha^i)$ contains a con-edge e_β^i for a cluster β , and that $H_1(e_\alpha^i)$ contains a con-edge e_γ^i for a cluster γ , where $e_\alpha^i \otimes e_\beta^i$ and $e_\beta^i \otimes e_\gamma^i$. By Property 1, since e_γ^i and e_α^i belong to the same connected component of K_A and do not cross (as otherwise TEST 2 would succeed), it follows that e_γ^i does not cross any con-edge for α , hence it lies in one of the two faces f_α^i and f_α^{i+1} of $A[\alpha]$ that e_α^i shares with spokes e_α^{i-1} and e_α^{i+1} , respectively. Assume w.l.o.g. that e_γ^i lies in f_α^{i+1} . By Lemma 12, $L_1(e_\alpha^{i+1})$ contains a con-edge e_β^{i+1} for β , where $e_\alpha^{i+1} \otimes e_\beta^{i+1}$.

The next two lemmata discuss the case in which $M(e_\alpha^{i+1})$ contains a con-edge for γ that has a conflict with e_β^{i+1} and the case in which it does not. We start with the latter.

Lemma 15 (SIMPLIFICATION 6). *Suppose that no con-edge e_γ^{i+1} for γ exists such that $e_\gamma^{i+1} \otimes e_\beta^{i+1}$, and that a planar set S of spanning trees for A exists. Then, $e_\alpha^i \in S$.*

Proof. Suppose, for a contradiction, that a planar set S of spanning trees for A exists with $e_\alpha^i \notin S$. Since no two conflicting edges both belong to S and by Lemma 5, we have $e_\beta^i \in S$ and $e_\gamma^i \notin S$. Refer to Fig. 14.

Consider the path P_γ^i connecting the end-vertices of e_γ^i and all of whose edges belong to S . By assumption, P_γ^i does not coincide with e_γ^i . Then, consider the cycle C_γ^i composed of P_γ^i and of e_γ^i . We have that C_γ^i does not cross any con-edge for α (including those not in S). Indeed, suppose that C_γ^i crosses a con-edge e_α^* for α . Then, it contains

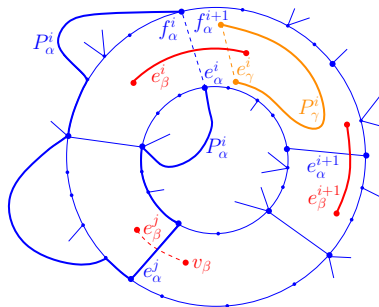


Fig. 14. Illustration for the proof of Lemma 15.

vertices of α on both sides (e.g., the end-vertices of e_α^*). However, no con-edge g_α for α in S crosses C_γ^i . In fact, g_α cannot cross P_γ^i , as such a path is composed of con-edges in S , and it cannot cross e_γ^i , as e_γ^i and e_α^i belong to the same connected component of K_A and do not cross; it follows that S does not connect α , a contradiction. We can hence assume that all the edges of C_γ^i lie inside a single face of $A[\alpha]$. Since e_γ^i lies inside f_α^{i+1} , we have that all the edges of C_γ^i lie inside f_α^{i+1} . We emphasize that C_γ^i does not cross e_β^{i+1} , given that the latter crosses no con-edge for γ , by assumption.

Next, consider the path P_α^i connecting the end-vertices of e_α^i and all of whose edges belong to S . By assumption, P_α^i does not coincide with e_α^i . By Lemma 13 and since $e_\alpha^1, \dots, e_\alpha^k$ form a separating set for $A[\alpha]$, we have that P_α^i contains exactly one of $e_\alpha^1, \dots, e_\alpha^k$, say e_α^j with $j \neq i$. Denote by e_β^j the con-edge for β that has a conflict with e_α^j . This edge exists by Lemma 12. Also, denote by C_α^i the cycle $P_\alpha^i \cup e_\alpha^i$.

Cycles C_α^i and C_γ^i do not cross, since C_γ^i lies inside f_α^{i+1} . Then, call the *large side* of C_α^i the side that contains all the edges of C_γ^i (call the other side of C_α^i its *small side*); also call the *large side* of C_γ^i the side that contains all the edges of C_α^i (call the other side of C_γ^i its *small side*). Thus, the small sides of C_γ^i and C_α^i have disjoint interiors.

Now, consider edge e_β^i . Since it crosses e_α^i , one of its end-vertices is in the small side of C_α^i ; also, since it crosses e_γ^i , the other end-vertex is in the small side of C_γ^i . Hence, in order to obtain a contradiction, it suffices to prove that there exists a vertex v_β of β that is simultaneously in the large side of C_α^i and in the large side of C_γ^i . In fact, if that is the case, then no path whose edges belong to S can connect v_β with the end-vertices of e_β^i , given that no con-edge for β in S can cross an edge of $P_\alpha^i \cup P_\gamma^i$; thus, S does not connect β , a contradiction.

We claim that one of the end-vertices of e_β^j is simultaneously in the large side of C_α^i and in the large side of C_γ^i . First, we prove that both the end-vertices of e_β^j are in the large side of C_γ^i . Namely, since C_γ^i does not cross any con-edge for α , the end-vertices of e_α^j are both in the large side of C_γ^i . Hence, if one of the end-vertices of e_β^j is not in the large side of C_γ^i , it follows that e_β^j crosses P_α^i . Since all the edges of P_α^i lie in f_α^{i+1} , we have that e_β^j crosses P_α^i only if $j = i + 1$. However, this contradicts the assumption

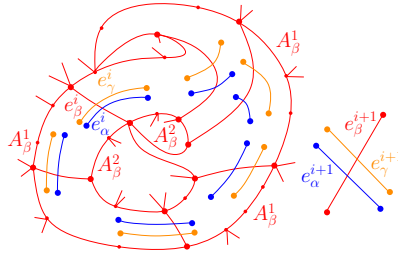


Fig. 15. Illustration for the proof of Lemma 16.

that e_β^{i+1} does not cross any con-edge for γ . Second, since e_β^j crosses P_α^i , one of its end-vertices is in the small side of C_α^i , while the other one, say v_β , is in the large side of C_α^i . Hence, v_β is in the large side of both C_α^i and C_γ^i . This proves the claim and hence the lemma. Together with Lemma 5, this lemma establishes the correctness of SIMPLIFICATION 6. \square

Lemma 16 (SIMPLIFICATION 7). *Suppose that a con-edge e_γ^{i+1} for γ exists with $e_\gamma^{i+1} \otimes e_\beta^{i+1}$. If a planar set S of spanning trees for A exists, then either $e_\alpha^i \in S$ or $e_\alpha^{i+1} \in S$.*

Proof. Suppose that a planar set S of spanning trees for A exists. By Lemma 13, exactly one out of $e_\alpha^1, \dots, e_\alpha^k$ belongs to S . Hence, at most one out of e_α^i and e_α^{i+1} belongs to S . It remains to prove that at least one out of e_α^i and e_α^{i+1} belongs to S . By Lemma 5, this is equivalent to prove that at most one out of e_β^i and e_β^{i+1} belongs to S .

We prove that e_β^{i+1} is a spoke of the β -donut for e_β^i . By Lemma 13, the statement implies that at most one out of e_β^i and e_β^{i+1} belongs to S , and hence implies the lemma.

Suppose, for a contradiction, that e_β^{i+1} is not a spoke of the β -donut for e_β^i . Refer to Fig. 15. First, the β -donut for e_β^i exists by Lemma 12, given that e_β^i crosses at least two con-edges e_α^i and e_γ^i for clusters α and γ , respectively, and given that SIMPLIFICATIONS 1–4 do not apply to A and TESTS 1–4 fail on A . Second, denote by τ_1, \dots, τ_m the clusters whose con-edges cross e_β^i , ordered as they cross e_β^i when clockwise traversing one of the two faces incident to e_β^i . Observe that α and γ are among τ_1, \dots, τ_m . Third, we define two subgraphs A_β^1 and A_β^2 of $A[\beta]$, as the subgraphs of $A[\beta]$ whose edges delimit the β -donut for e_β^i . That is, consider the faces of $A[\beta]$ incident to spokes of the β -donut for e_β^i ; the union of the boundaries of such faces defines a connected subgraph of $A[\beta]$, from which we remove the spokes of the β -donut for e_β^i , thus obtaining a subgraph A_β^* of $A[\beta]$ composed of two connected components, that we denote by A_β^1 and A_β^2 . By Lemma 12, the edges of A_β^1 are not crossed by any con-edge for τ_2, \dots, τ_m , and the edges of A_β^2 are not crossed by any con-edge for $\tau_1, \dots, \tau_{m-1}$ (up to renaming A_β^1 with A_β^2). Denote by f_β^A the connected region defined by A_β^* that used to contain the spokes of the β -donut for e_β^i .

If e_β^{i+1} is not a spoke of the β -donut for e_β^i , then either A_β^1 or A_β^2 separates e_β^{i+1} from f_β^A , given that the only edges of $A[\beta]$ in f_β^A are the spokes of the β -donut for e_β^i . Suppose w.l.o.g. that A_β^1 separates e_β^{i+1} from f_β^A . Observe that at least one of α and γ is in τ_2, \dots, τ_m , say that α is in τ_2, \dots, τ_m . Then, either $A[\alpha]$ is disconnected, or there exists a path that is composed of con-edges for α , that connects an end-vertex of e_α^{i+1} with an end-vertex of e_α^i , and that contains an edge crossing an edge of A_β^1 . In both cases we have a contradiction, which proves the statement and hence the lemma. Together with Lemma 5, this lemma establishes the correctness of SIMPLIFICATION 7. \square

Observe that Simplification 7 can be applied in the case in which the α -donut for e_α has at least three spokes. Namely, in that case, by Lemmata 13 and 16 all the spokes different from e_α^i and e_α^{i+1} can be removed from A .

Next, assume that there exists an α -donut with exactly two spokes e_α^1 and e_α^2 . Consider the smallest $j \geq 1$ such that one of the following holds:

1. there exist con-edges $e_\mu \in L_j(e_\alpha^a)$ and $e_\nu \in H_{j-1}(e_\alpha^a)$ for clusters μ and ν , resp., such that $e_\mu \otimes e_\nu$, and there exists no con-edge $g_\mu \in L_j(e_\alpha^b)$ for μ such that $g_\mu \otimes g_\nu$ with g_ν con-edge for ν in $H_{j-1}(e_\alpha^b)$, for some $a, b \in \{1, 2\}$ with $a \neq b$; or
2. there exist con-edges $e_\mu \in H_j(e_\alpha^a)$ and $e_\nu \in L_j(e_\alpha^a)$ for clusters μ and ν , resp., such that $e_\mu \otimes e_\nu$, and there exists no con-edge $g_\mu \in H_j(e_\alpha^b)$ for μ such that $g_\mu \otimes g_\nu$ with g_ν con-edge for ν in $L_j(e_\alpha^b)$, for some $a, b \in \{1, 2\}$ with $a \neq b$.

We have the following.

Lemma 17 (SIMPLIFICATION 8). *Assume that a planar set S of spanning trees for A exists. Then, $e_\mu \in S$.*

Proof. We prove the lemma in the case in which j is determined by (1), i.e. there exist con-edges $e_\mu \in L_j(e_\alpha^a)$ and $e_\nu \in H_{j-1}(e_\alpha^a)$ for clusters μ and ν , respectively, such that $e_\mu \otimes e_\nu$, and there exists no con-edge $g_\mu \in L_j(e_\alpha^b)$ for μ such that $g_\mu \otimes g_\nu$ with $g_\nu \in H_{j-1}(e_\alpha^b)$ con-edge for ν , for some $a, b \in \{1, 2\}$ with $a \neq b$. The proof for the case in which the value of j is determined by (2) is analogous. Refer to Fig. 16.

Let $e_0^h = e_\alpha^a$, $g_0^h = e_\alpha^b$, and $e_j^l = e_\mu$. Also, for $1 \leq k \leq j-1$, denote by $e_k^l \in L_k(e_\alpha^a)$ and $e_k^h \in H_k(e_\alpha^a)$ con-edges for clusters ν_k^l and ν_k^h , respectively, where $e_k^h \otimes e_{k+1}^l$ for $0 \leq k \leq j-1$ and $e_k^l \otimes e_k^h$ for $1 \leq k \leq j-1$. Observe that $e_{j-1}^h = e_\nu$. Further, for $1 \leq k \leq j-1$, denote by $g_k^l \in L_k(e_\alpha^b)$ and $g_k^h \in H_k(e_\alpha^b)$ con-edges for clusters ν_k^l and ν_k^h , respectively, such that $g_k^h \otimes g_{k+1}^l$ for $0 \leq k \leq j-2$ and $g_k^l \otimes g_k^h$ for $1 \leq k \leq j-1$. All these edges exist by definition of conflicting structure and by the minimality of j . Observe that $g_{j-1}^h = g_\nu$. By assumption, no con-edge $g_\mu \in L_j(e_\alpha^b)$ for μ exists such that $g_\mu \otimes g_{j-1}^h$.

First, we argue that no con-edge g_μ for μ exists such that $g_\mu \otimes g_{j-1}^h$. That is, not only g_μ is not in $L_j(e_\alpha^b)$, but no con-edge g_μ for μ such that $g_\mu \otimes g_{j-1}^h$ exists in $M(e_\alpha^b)$ at all. By definition of conflicting structure and since TEST 2 does not apply to A , if $g_\mu \in M(e_\alpha^b)$ and $g_\mu \notin L_j(e_\alpha^b)$, then $g_\mu \in L_{j-1}(e_\alpha^b)$. However, this contradicts the minimality of j . Namely, there exist con-edges $g_\mu \in L_{j-1}(e_\alpha^b)$ and $g_\tau \in H_{j-2}(e_\alpha^b)$ for

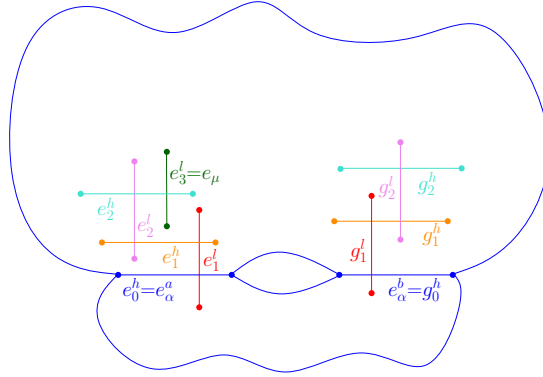


Fig. 16. Illustration for the proof of Lemma 17, with $j = 3$.

clusters μ and τ , respectively, such that $g_\mu \otimes g_\tau$ (in fact, g_τ is any edge in $H_{j-2}(e_\alpha^b)$ that crosses g_μ ; this edge exists by definition of conflicting structure), and there exists no con-edge $l_\mu \in L_{j-1}(e_\alpha^a)$ for μ such that $l_\mu \otimes l_\tau$ with $l_\tau \in H_{j-2}(e_\alpha^a)$ con-edge for τ , since by Property 1 no con-edge for μ different from e_μ belongs to $M(e_\alpha^a)$.

Now suppose, for a contradiction, that a planar set S of spanning trees for A exists with $e_\mu \notin S$. Since no two conflicting edges both belong to S and by Lemma 5, we have that $e_0^h, e_1^h, \dots, e_{j-1}^h \in S$ and $e_1^l, e_2^l, \dots, e_j^l \notin S$. Further, by Lemma 13 we have $e_\alpha^b \notin S$. Since no two conflicting edges both belong to S and by Lemma 5, we have that $g_1^l, \dots, g_{j-1}^l \in S$ and $g_0^h, g_1^h, \dots, g_{j-1}^h \notin S$.

For each $1 \leq k \leq j-1$, denote by P_k^l the path connecting the end-vertices of e_k^l and all of whose edges belong to S . By assumption, $P_k^l \neq e_k^l$. Hence, denote by \mathcal{C}_k^l the cycle composed of P_k^l and e_k^l . Analogously, for each $0 \leq k \leq j-1$, denote by P_k^h the path connecting the end-vertices of g_k^h and all of whose edges belong to S . By assumption, $P_k^h \neq g_k^h$. Hence, denote by \mathcal{C}_k^h the cycle composed of P_k^h and g_k^h .

We will iteratively prove the following statements (see Fig. 17): (I) For every $0 \leq k \leq j-1$, edge e_k^h belongs to \mathcal{C}_k^h ; (II) for every $1 \leq k \leq j-1$, edge g_k^l belongs to \mathcal{C}_k^l .

First, $e_0^h = e_\alpha^a$ belongs to \mathcal{C}_0^h , as a consequence of the fact that e_α^a and e_α^b form a separating pair of edges for $A[\alpha]$ and that the end-vertices of e_α^b are in different connected components resulting from the removal of e_α^a and e_α^b from $A[\alpha]$.

Now suppose that, for some $0 \leq k \leq j-2$, it holds that $e_k^h \in \mathcal{C}_k^h$; we prove that $g_{k+1}^l \in \mathcal{C}_{k+1}^l$. Observe that the end-vertices of e_{k+1}^l are on different sides of \mathcal{C}_k^h , given that $e_{k+1}^l \otimes e_k^h$ and that $e_k^h \in \mathcal{C}_k^h$. By the Jordan curve theorem, path P_{k+1}^l crosses an edge of \mathcal{C}_k^h . However, P_{k+1}^l does not cross any edge of P_k^h as all the edges of such paths belong to S . Hence, P_{k+1}^l crosses g_k^h , hence it contains edge g_{k+1}^l , which proves the statement.

Analogously, suppose that, for some $1 \leq k \leq j-1$, it holds that $g_k^l \in \mathcal{C}_k^l$; we prove that $e_k^h \in \mathcal{C}_k^h$. Observe that the end-vertices of g_k^h are on different sides of \mathcal{C}_k^l , given that $g_k^h \otimes g_k^l$ and that $g_k^l \in \mathcal{C}_k^l$. By the Jordan curve theorem, path P_k^h crosses an edge of \mathcal{C}_k^l .

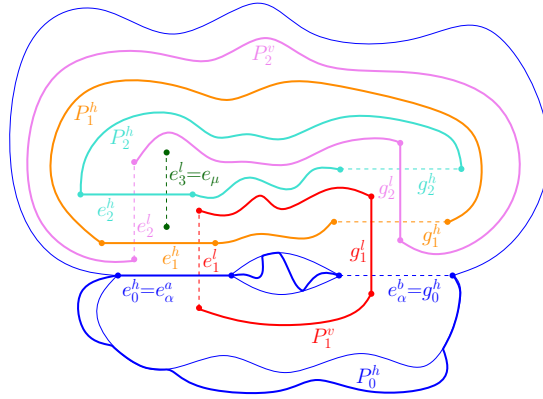


Fig. 17. Illustration for statements (I) and (II).

However, P_k^h does not cross any edge of P_k^l as all the edges of such paths belong to S . Hence, P_k^h crosses e_k^l , and therefore it contains edge e_k^h , which proves the statement.

This proves statements (I) and (II). Now observe that the end-vertices of e_μ are on different sides of \mathcal{C}_{j-1}^h , given that e_μ has a conflict with e_{j-1}^h and that e_{j-1}^h belongs to \mathcal{C}_{j-1}^h . Consider a path P_μ that connects the end-vertices of e_μ and all of whose edges belong to S . Since the end-vertices of e_μ are on different sides of \mathcal{C}_{j-1}^h , by the Jordan curve theorem P_μ crosses an edge of \mathcal{C}_{j-1}^h . However, P_μ does not cross any edge of P_{j-1}^h as all the edges of such paths belong to S . Hence, P_μ crosses g_{j-1}^h , a contradiction to the assumption that no con-edge for μ crosses g_{j-1}^h . This proves the lemma. Together with Lemma 5, this lemma establishes the correctness of SIMPLIFICATION 8. \square

We now prove that our simplifications form a “complete set”.

Lemma 18. *Suppose that SIMPLIFICATIONS 1–8 do not apply to A and that TESTS 1–4 fail on A . Then, every con-edge in A crosses exactly one con-edge in A .*

Proof. Since SIMPLIFICATION 2 and SIMPLIFICATION 3 do not apply to A , every con-edge in A has a conflict with at least one con-edge in A . Hence, we need to prove that there exists no con-edge in A that has a conflict with two or more con-edges in A . Suppose, for a contradiction, that there exists a con-edge $e_\alpha \in A$ for a cluster α that has a conflict with con-edges for clusters β_1, \dots, β_m , for some $m \geq 2$.

Since SIMPLIFICATIONS 1–4 do not apply to A and TESTS 1–4 fail on A , by Lemma 12 there exists an α -donut D_α having e_α as one of its spokes.

Suppose first that D_α has more than two spokes. Consider any two spokes e_α^i and e_α^{i+1} in D_α . If $H_1(e_\alpha^i) = H_1(e_\alpha^{i+1}) = \emptyset$, then e_α^i and e_α^{i+1} have isomorphic conflicting structures, hence SIMPLIFICATION 5 applies to A , a contradiction. Hence, $H_1(e_\alpha^i) \neq \emptyset$ or $H_1(e_\alpha^{i+1}) \neq \emptyset$, say w.l.o.g. $H_1(e_\alpha^i) \neq \emptyset$. Let $e_\gamma^i \in H_1(e_\alpha^i)$ be any con-edge for a cluster γ , and let $e_{\beta_\ell}^i \in L_1(e_\alpha^i)$ be a con-edge for a cluster β_ℓ , for some $1 \leq \ell \leq m$, such that $e_\gamma^i \otimes e_{\beta_\ell}^i$. Also, $e_{\beta_\ell}^i \otimes e_\alpha^i$, given that $e_{\beta_\ell}^i \in L_1(e_\alpha^i)$. Since e_γ^i and e_α^i belong to

the same connected component of K_A and do not cross, by Property 1, it follows that e_γ^i does not cross any con-edge for α , hence it lies either in the face f_α^{i+1} shared by e_α^i and e_α^{i+1} or in the face f_α^i shared by e_α^i and e_α^{i-1} , say w.l.o.g. that e_γ^i lies in f_α^{i+1} . If the con-edge $e_{\beta_\ell}^{i+1} \in L_1(e_\alpha^{i+1})$ for β_ℓ has no conflict with any con-edge for γ , then SIMPLIFICATION 6 applies to A , while if $e_{\beta_\ell}^{i+1}$ has a conflict with a con-edge for γ , then SIMPLIFICATION 7 applies to A . In both cases, we get a contradiction to the fact that SIMPLIFICATIONS 1–8 do not apply to A .

Suppose next that D_α has exactly two spokes e_α^1 and e_α^2 . If e_α^1 and e_α^2 have isomorphic conflicting structures, then SIMPLIFICATION 5 applies to A , a contradiction. Otherwise, consider a minimal index j such that either (1) there exists a con-edge $e_\mu \in L_j(e_\alpha^a)$ for a cluster μ that crosses a con-edge $e_\nu \in H_{j-1}(e_\alpha^a)$ for a cluster ν , and there exists no con-edge $g_\mu \in L_j(e_\alpha^b)$ for μ that crosses a con-edge $g_\nu \in H_{j-1}(e_\alpha^b)$ for ν , for some $a, b \in \{1, 2\}$ with $a \neq b$, or (2) there exists a con-edge $e_\mu \in H_j(e_\alpha^a)$ for a cluster μ that crosses a con-edge $e_\nu \in L_j(e_\alpha^a)$ for a cluster ν , and there exists no con-edge $g_\mu \in H_j(e_\alpha^b)$ for μ that crosses a con-edge $g_\nu \in L_j(e_\alpha^b)$ for ν , for some $a, b \in \{1, 2\}$ with $a \neq b$. Observe that (1) or (2) has to apply (as otherwise e_α^1 and e_α^2 would have isomorphic conflicting structures). But then SIMPLIFICATION 8 applies to A , a contradiction that proves the lemma. \square

A linear-time algorithm to determine whether a planar set S of spanning trees exists for a single-conflict graph is known [11]. We thus finally get:

Theorem 1. *There exists an $O(|C|^3)$ -time algorithm to test the c -planarity of an embedded flat clustered graph C with at most two vertices per cluster on the boundary of each face.*

Proof. The multigraph A of the con-edges can be easily constructed in $O(|C|^2)$ time, so that A has $O(|C|)$ vertices and edges and satisfies Property 1. By Lemma 2, it suffices to show how to solve the PSSTTM problem for A in $O(|C|^3)$ time.

Algorithm 1 correctly determines whether a planar set S of spanning trees for A exists, by Lemmata 3–18. By suitably equipping each con-edge e in A with pointers to the edges in A that have a conflict with e , it can be easily tested in $O(|A|^2)$ time whether the pre-conditions of each of SIMPLIFICATIONS 1–8 and TESTS 1–4 are satisfied; also, the actual simplifications, that is, removing and contracting edges in A , can be performed in $O(|A|)$ time. Furthermore, the algorithm in [11] runs in $O(|A|)$ time. Since the number of performed tests and simplifications is in $O(|A|)$, the total running time is $O(|A|^3)$, and hence $O(|C|^3)$. \square

5 Conclusions

We presented a polynomial-time algorithm for testing c -planarity of embedded flat clustered graphs with at most two vertices per cluster on each face. An interesting extension of our results would be to devise an FPT algorithm to test the c -planarity of embedded flat clustered graphs, where the parameter is the maximum number k of vertices of the same cluster on the same face. Even an algorithm with running time $n^{O(f(k))}$ seems to

be an elusive goal. Several key lemmata (e.g. Lemmata 5 and 6) do not apply if $k > 2$, hence a deeper study of the combinatorial properties of embedded flat clustered graphs may be necessary.

References

1. Angelini, P., Da Lozzo, G., Di Battista, G., Frati, F., Patrignani, M., Roselli, V.: Relaxing the constraints of clustered planarity. *Computational Geometry: Theory & Applications* (2014) To appear.
2. Angelini, P., Di Battista, G., Frati, F., Jelínek, V., Kratochvíl, J., Patrignani, M., Rutter, I.: Testing planarity of partially embedded graphs. In Charikar, M., ed.: 21st Annual ACM-SIAM Symposium on Discrete Algorithms (SODA '10), ACM (2010) 202–221
3. Angelini, P., Frati, F., Patrignani, M.: Splitting clusters to get c-planarity. In Eppstein, D., Gansner, E.R., eds.: 17th International Symposium on Graph Drawing (GD '09). Vol. 5849 of LNCS., Springer (2010) 57–68
4. Bertolazzi, P., Di Battista, G., Liotta, G., Mannino, C.: Upward drawings of triconnected digraphs. *Algorithmica* **12**(6) (1994) 476–497
5. Chimani, M., Gutwenger, C., Jansen, M., Klein, K., Mutzel, P.: Computing maximum c-planar subgraphs. In Tollis, I.G., Patrignani, M., eds.: 16th International Symposium on Graph Drawing (GD '08). Vol. 5417 of LNCS., Springer (2009) 114–120
6. Chimani, M., Klein, K.: Shrinking the search space for clustered planarity. In Didimo, W., Patrignani, M., eds.: 20th International Symposium on Graph Drawing (GD '12). Vol. 7704 of LNCS., Springer (2013) 90–101
7. Cornelsen, S., Wagner, D.: Completely connected clustered graphs. *Journal of Discrete Algorithms* **4**(2) (2006) 313–323
8. Cortese, P.F., Di Battista, G., Frati, F., Patrignani, M., Pizzonia, M.: C-planarity of c-connected clustered graphs. *Journal of Graph Algorithms and Applications* **12**(2) (2008) 225–262
9. Cortese, P.F., Di Battista, G., Patrignani, M., Pizzonia, M.: Clustering cycles into cycles of clusters. *Journal of Graph Algorithms and Applications* **9**(3) (2005) 391–413
10. Dahlhaus, E.: A linear time algorithm to recognize clustered graphs and its parallelization. In Lucchesi, C.L., Moura, A.V., eds.: 3rd Latin American Symposium on Theoretical Informatics (LATIN '98). Vol. 1380 of LNCS., Springer (1998) 239–248
11. Di Battista, G., Frati, F.: Efficient c-planarity testing for embedded flat clustered graphs with small faces. *Journal of Graph Algorithms and Applications* **13**(3) (2009) 349–378
12. Didimo, W., Giordano, F., Liotta, G.: Overlapping cluster planarity. *Journal of Graph Algorithms and Applications* **12**(3) (2008) 267–291
13. Feng, Q.W., Cohen, R.F., Eades, P.: Planarity for clustered graphs. In Spirakis, P.G., ed.: 3rd Annual European Symposium on Algorithms (ESA '95). Vol. 975 of LNCS., Springer (1995) 213–226
14. Garg, A., Tamassia, R.: On the computational complexity of upward and rectilinear planarity testing. *SIAM Journal on Computing* **31**(2) (2001) 601–625
15. Goodrich, M.T., Lueker, G.S., Sun, J.Z.: C-planarity of extrovert clustered graphs. In Healy, P., Nikolov, N.S., eds.: 13th International Symposium on Graph Drawing (GD '05). Vol. 3843 of LNCS., Springer (2005) 211–222
16. Gutwenger, C., Jünger, M., Leipert, S., Mutzel, P., Percan, M., Weiskircher, R.: Advances in c-planarity testing of clustered graphs. In Kobourov, S.G., Goodrich, M.T., eds.: 10th International Symposium on Graph Drawing (GD '02). Vol. 2528 of LNCS., Springer (2002) 220–235

17. Jelínek, V., Jelínková, E., Kratochvíl, J., Lidický, B.: Clustered planarity: Embedded clustered graphs with two-component clusters. In Tollis, I.G., Patrignani, M., eds.: 16th International Symposium on Graph Drawing (GD '08). Vol. 5417 of LNCS., Springer (2009) 121–132
18. Jelínek, V., Suchý, O., Tesar, M., Vyskocil, T.: Clustered planarity: Clusters with few outgoing edges. In Tollis, I.G., Patrignani, M., eds.: 16th International Symposium on Graph Drawing (GD '08). Vol. 5417 of LNCS., Springer (2009) 102–113
19. Jelínková, E., Kára, J., Kratochvíl, J., Pergel, M., Suchý, O., Vyskocil, T.: Clustered planarity: Small clusters in cycles and Eulerian graphs. *Journal of Graph Algorithms and Applications* **13**(3) (2009) 379–422
20. Kratochvíl, J., Lubiw, A., Nešetřil, J.: Noncrossing subgraphs in topological layouts. *SIAM Journal on Discrete Mathematics* **4**(2) (1991) 223–244
21. Schaefer, M.: Toward a theory of planarity: Hanani-Tutte and planarity variants. *Journal of Graph Algorithms and Applications* **17**(4) (2013) 367–440
22. Schaeffer, S.E.: Graph clustering. *Computer Science Review* **1**(1) (2007) 27–64
23. Tamassia, R.: On embedding a graph in the grid with the minimum number of bends. *SIAM Journal on Computing* **16**(3) (1987) 421–444