

Measuring the 2HDM Scalar Potential at LHC14

Vernon Barger ^{*1}, Lisa L. Everett ^{†1}, Chris B. Jackson ^{‡2}, Andrea D. Peterson ^{§1},
and Gabe Shaughnessy ^{¶1}

¹Department of Physics, University of Wisconsin, Madison, WI 53706, USA

²Department of Physics, University of Texas at Arlington, Arlington, TX 76019,
USA

Abstract

After the extraordinary discovery of the Higgs boson at the LHC, the next goal is to pin down its underlying dynamics by measuring the Higgs self-couplings, along with its couplings to gauge and matter particles. As a prototype model of new physics in the scalar sector, we consider the Two Higgs Doublet Model (2HDM) with CP-conservation, and evaluate the prospects for measuring the trilinear scalar couplings among the CP-even Higgs bosons h and H (λ^{hhh} , λ^{hhH} , λ^{hHH}) at LHC14. The continuum and resonant production of CP-even Higgs boson pairs, hh and hH , offer complementary probes of the scalar potential away from the light-Higgs decoupling limit. We identify the viable search channels at LHC14 and estimate their expected discovery sensitivities.

^{*}barger@physics.wisc.edu

[†]leverett@wisc.edu

[‡]chris@uta.edu

[§]adpeterson2@wisc.edu

[¶]gshau@hep.wisc.edu

1 Introduction

Particle physics is at a crossroads. The discovery of the 125.5 GeV Higgs boson at the LHC [1, 2] validates the fundamental theoretical tenet that the electroweak gauge symmetry is spontaneously broken. The LHC measurements of the Higgs couplings to weak bosons, photons, gluons and fermions are all consistent with their Standard Model (SM) predicted values [3, 4, 5]. This is satisfying, to a degree, but it is also mystifying that the SM should work so well. The Higgs mass is not predicted in the SM, and the large hierarchy of the electroweak and Planck scales is unexplained by the SM. The commonly expected explanation for the hierarchy – physics beyond the SM at the TeV scale – has not been borne out thus far by the LHC experiments at 7 and 8 TeV cm energy. The LHC upgrade to 14 TeV (LHC14), with 10 times the present luminosity, may change this situation by the discovery of new particles. Regardless, the properties of the Higgs boson will be central in the search for new physics (for a recent overview, see [6]). The Higgs potential itself has so far not been subject to experimental scrutiny, since this requires the more challenging measurements of triple and quartic Higgs self-interactions via pair production of Higgs bosons. However, this important avenue of pursuit should soon be possible with data from the upcoming LHC14 run.

The Two Higgs Doublet Model (2HDM) (see e.g. [7, 8, 9]) provides a convenient general framework in which to explore extensions of the SM and to characterize deviations of the Higgs couplings from their SM values in analyses of experimental data. For the case of a CP-conserving Higgs potential, the three physical neutral Higgs states consist of 2 CP-even states, h and H , and a CP-odd state A . The pair-production of these Higgs bosons is the means by which the Higgs potential can be experimentally determined and signs of new physics may be found [10, 11, 12, 13]. The goal of our study is to assess in which final states the Higgs pair production processes, especially hh and hH , can be measured within a specific class of 2HDMs, the Type-II 2HDM (see e.g. [14, 15, 16, 17, 18]), for which one of the Higgs doublets has tree-level couplings only to up-type quarks and the other has tree-level couplings only to down-type quarks and leptons (and thus it includes the minimal supersymmetric standard model as a special case). Beyond this, a determination of the Higgs self-couplings can be made to some degree [13, 19, 20]. Implicit in this strategy is that the generalization of the Higgs sector is the only modification of new physics signals of relevance to Higgs pair production and decay; we will not consider scenarios where new physics in other sectors affects the production of Higgs pairs, as found in [21, 22, 23, 24, 25, 26, 27, 28, 29, 30, 31, 32, 33, 34, 35, 36].

The layout of our study is as follows. In Section 2, we briefly describe the 2HDM, discuss the present constraints relevant for our study, and introduce three benchmark points to help elucidate discovery prospects. In Section 3, we review and present the analytic formulae for the pair production of the Higgs bosons in gluon-gluon fusion, which is the dominant sub-process in pp collisions at the LHC. There are two classes of contributing Feynman diagrams: s -channel Higgs boson exchange and a box diagram with a top-quark loop, as shown in Fig. 1. Representative Higgs pair production cross-sections are provided in this section. In Section 4, we describe our simulation of the hh subprocess and subsequent h decays. We then proceed with a systematic consideration of the possible decay channels of the hh along with their backgrounds from the relevant SM processes. We then describe the Multi-Variate Analysis (MVA) methodology that is the basis of our extraction of the signal from the background. The MVA methodology distinguishes signal from background by kinematics, and takes multiple variables into account simultaneously.

In Section 5, we turn to a study of associated hH production, which we find to be complementary to the resonant $H \rightarrow hh$ production. In the hH process, both the triangle and box diagrams in Fig. 1 contribute, with contributions of both h^* and H^* in the s-channel. The triangle diagrams provide sensitivity to the products of the top-Yukawa and the λ^{hhH} tri-scalar couplings. Depending on its mass, the heavy scalar, H , has several available decay channels that can potential provide identifiable signals, including $b\bar{b}, WW^*, ZZ^*$, and $t\bar{t}$. The decay branching fractions of H to these channels are dependent on the mass and Higgs mixing parameters. We perform simulations of these channels and their SM backgrounds to assess the discovery prospects. We find that the following channels all lead to a possible discovery: $hH \rightarrow b\bar{b}\gamma\gamma, b\bar{b}b\bar{b}, ZZb\bar{b}, b\bar{b}t\bar{t}$ and $b\bar{b}b\bar{b}\gamma\gamma$, allowing for a rich variety of measurements. Finally, in Section 6, we summarize our results. In our evaluation of the reach of LHC14, we assume throughout an integrated luminosity of 3 ab^{-1} .

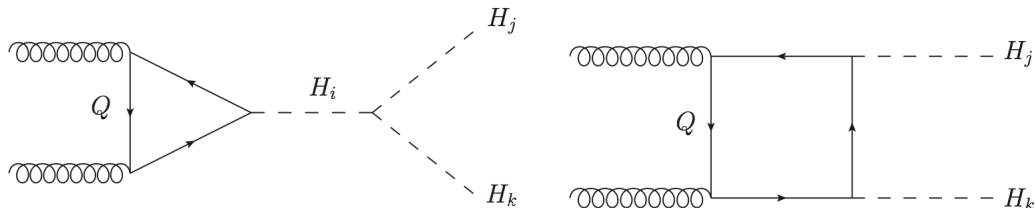


Figure 1: Representative Feynman diagrams which contribute to Higgs boson pair production.

2 The Two Higgs Doublet Model

In this section, we will provide a very brief overview of the 2HDM and the theoretical constraints on the potential (for more comprehensive discussions, see e.g. [7, 8, 9]). The model consists of two Higgs doublets, which we express as the opposite-hypercharge Higgs doublets $\Phi_{1,2}$ as follows:

$$\Phi_1 = \begin{pmatrix} (\phi_1^0 + v_1 - i\eta_1^0)/\sqrt{2} \\ -\phi_1^- \end{pmatrix}, \quad \Phi_2 = \begin{pmatrix} \phi_2^+ \\ (\phi_2^0 + v_2 + i\eta_2^0)/\sqrt{2} \end{pmatrix}, \quad (1)$$

in which the vacuum expectation values (vevs) $v_{1,2}$ satisfy the relation $v = \sqrt{v_1^2 + v_2^2} = 246 \text{ GeV}$. We follow standard practice and assume for simplicity both that CP is conserved (*i.e.*, is not explicitly or spontaneously broken), and that the theory obeys a softly broken Z_2 symmetry that eliminates quartic terms that are odd in either of the doublets, but allows a quadratic term that mixes Φ_1 and Φ_2 (this is consistent with our eventual specialization to the Type II 2HDM; see e.g. [8] for a detailed discussion of these issues). With these assumptions, the scalar potential takes the following form:

$$\begin{aligned} V = & m_1^2 \Phi_1^\dagger \Phi_1 + m_2^2 \Phi_2^\dagger \Phi_2 - \frac{1}{2} M^2 \sin 2\beta (\Phi_1^\dagger \tilde{\Phi}_2 + \tilde{\Phi}_2^\dagger \Phi_1) + \frac{\lambda_1}{2} |\Phi_1^\dagger \Phi_1|^2 + \frac{\lambda_2}{2} |\Phi_2^\dagger \Phi_2|^2 \\ & + \lambda_3 |\Phi_1^\dagger \Phi_1 \Phi_2^\dagger \Phi_2| + \lambda_4 |\Phi_1^\dagger \tilde{\Phi}_2 \tilde{\Phi}_2^\dagger \Phi_1| + \frac{\lambda_5}{2} [(\Phi_1^\dagger \tilde{\Phi}_2)^2 + (\tilde{\Phi}_2^\dagger \Phi_1)^2], \end{aligned} \quad (2)$$

in which

$$\tilde{\Phi} = i\sigma_2 \Phi^*. \quad (3)$$

After incorporating the minimization conditions, the scalar potential parameters can be replaced by physical masses and mixing angles. There are two mixing angles: the angle $\beta = \tan^{-1} v_2/v_1$, and the angle α , which is the mixing angle of the CP-even Higgs sector. The quantity $\cos(\beta - \alpha)$ is of particular interest in that when $\cos(\beta - \alpha) \rightarrow 0$, the lightest neutral CP-even Higgs boson h behaves like the Higgs boson of the SM, and the additional Higgs bosons decouple (for a comprehensive analysis of the CP-conserving 2HDM in the decoupling limit, see [9]).

Returning to the replacement of the λ_i by the physical masses and mixing angles, it is convenient to parametrize them in terms of v , the Z_2 -breaking potential parameter M , the Higgs masses M_h, M_H, M_{H^\pm}, M_A , and the angles α , and β , as follows:

$$\lambda_1 = \frac{-M^2 \tan^2 \beta + M_h^2 \sin^2 \alpha \sec^2 \beta + M_H^2 \cos^2 \alpha \sec^2 \beta}{v^2}, \quad (4)$$

$$\lambda_2 = \frac{-M^2 \cot^2 \beta + M_h^2 \cos^2 \alpha \csc^2 \beta + M_H^2 \sin^2 \alpha \csc^2 \beta}{v^2}, \quad (5)$$

$$\lambda_3 = \frac{-M^2 + \frac{1}{4}(M_H^2 - M_h^2) \sin 2\alpha \csc 2\beta + 2M_{H^\pm}^2}{v^2}, \quad (6)$$

$$\lambda_4 = \frac{M^2 + M_A^2 - 2M_{H^\pm}^2}{v^2}, \quad (7)$$

$$\lambda_5 = \frac{M^2 - M_A^2}{v^2}. \quad (8)$$

In our analysis, we require for simplicity that the heavy physical mass scales are all equivalent, i.e. $M_H = M_A = M_{H^\pm}$, which serves to ease any tension that would exist with electroweak precision data that prefers a small mass splitting. We see from the above expressions that $\lambda_3 + \lambda_4 + \lambda_5$, which is what appears in the trilinear scalar couplings of h and H (see e.g. [8] for details), is

$$\lambda_3 + \lambda_4 + \lambda_5 = \frac{M^2 + (M_H^2 - M_h^2) \csc 2\beta \sin 2\alpha}{v^2}, \quad (9)$$

and thus is unaffected by the assumption that the heavier Higgs particles are mass-degenerate.

We now impose the conditions that the potential maintains perturbative unitarity and is not unbounded from below. As demonstrated in [37] (and discussed in detail in [8]), the conditions to be satisfied for perturbative unitarity are that the following quantities are $\leq 8\pi$:

$$a_\pm = \frac{3}{2}(\lambda_1 + \lambda_2) \pm \frac{1}{2}\sqrt{9(\lambda_1 - \lambda_2)^2 + (2\lambda_3 + \lambda_4)^2} \quad (10)$$

$$b_\pm = \frac{1}{2}\left(\lambda_1 + \lambda_2 \pm \sqrt{(\lambda_1 - \lambda_2)^2 + 4\lambda_4^2}\right) \quad (11)$$

$$c_\pm = \frac{1}{2}\left(\lambda_1 + \lambda_2 \pm \sqrt{(\lambda_1 - \lambda_2)^2 + 4\lambda_5^2}\right) \quad (12)$$

$$f_+ = \lambda_3 + 2\lambda_4 + 3\lambda_5, \quad f_- = \lambda_3 + \lambda_5, \quad f_1 = f_2 = \lambda_3 + \lambda_4, \quad (13)$$

$$e_1 = \lambda_3 + 2\lambda_4 - 3\lambda_5, \quad e_2 = 2\lambda_3 - \lambda_5, \quad p_1 = \lambda_3 - \lambda_4, \quad (14)$$

The necessary and sufficient conditions for the potential to remain unbounded from below are [38]:

$$\lambda_1 \geq 0, \quad \lambda_2 \geq 0, \quad \lambda_3 \geq -\sqrt{\lambda_1 \lambda_2}, \quad (15)$$

$$\lambda_3 + \lambda_4 - |\lambda_5| \geq -\sqrt{\lambda_1 \lambda_2}. \quad (16)$$

In Fig. 2, we show the constraints arising from the requirement of perturbative unitarity in the $\tan\beta$ v. M_H and $\tan\beta$ v. $\cos(\beta - \alpha)$ planes for $M/M_H = 0.8$. We see that the $\tan\beta - \cos(\beta - \alpha)$ plane is particularly instructive for inspecting Higgs couplings. Heavy state masses up to 1 TeV may be possible near $\tan\beta = 1$.

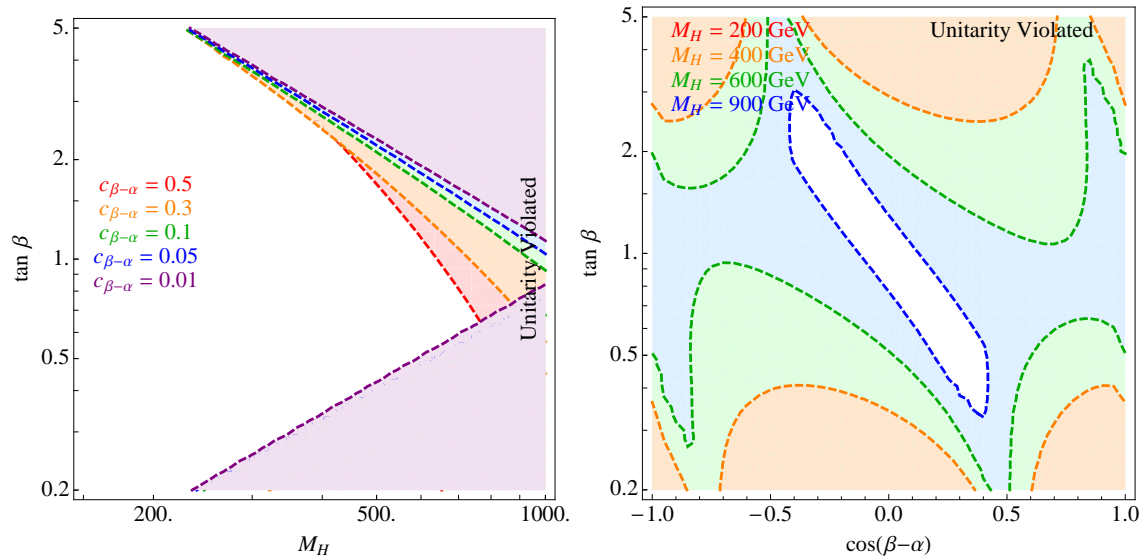


Figure 2: Regions that violate perturbative unitarity are shaded in the colors corresponding to the listed values of $\cos(\beta - \alpha)$. The decoupling of the heavy Higgs sector for $\cos(\beta - \alpha) \rightarrow 0$ can allow for a rather large value of M .

In Fig. 3, we demonstrate how both constraints combine to limit the available ranges of $\tan\beta$ and M_H , for selected values of $\cos(\beta - \alpha)$ and M/M_H . For $M/M_H = 1$, the bounded potential constraint severely limits the available parameter space, while the perturbative unitarity condition is substantially relaxed. For lower values of M/M_H , the potential constraint is not as severe. For the remainder of this work, we fix $M/M_H = 0.8$ for illustrative purposes.

2.1 Yukawa couplings

For concreteness, we adopt the Yukawa sector of the Type-II 2HDM (the 2HDM-II), which takes the form (see e.g. [14, 15, 16, 17, 18, 9]):

$$-\mathcal{L}_{\text{Yuk}} = y_d \bar{d}_R \Phi_1 Q_L - y_u \bar{u}_R \Phi_2 Q_L + y_\ell \bar{\ell}_R \Phi_1 L_L. \quad (17)$$

In Fig. 4, we show the Yukawa couplings of the heavy Higgs boson to t and b quarks in this scenario as contours in the $\tan\beta$ v. $\cos(\beta - \alpha)$ plane.

Within the 2HDM-II, measurements of the h boson couplings with LHC Run-I data constrain the available ranges of $\cos(\beta - \alpha)$ and $\tan\beta$. A number of recent studies have found that the range of $\cos(\beta - \alpha)$ to be no more than 0.1 at 95% C.L in light of these data [39, 40, 41, 42, 43]. However,

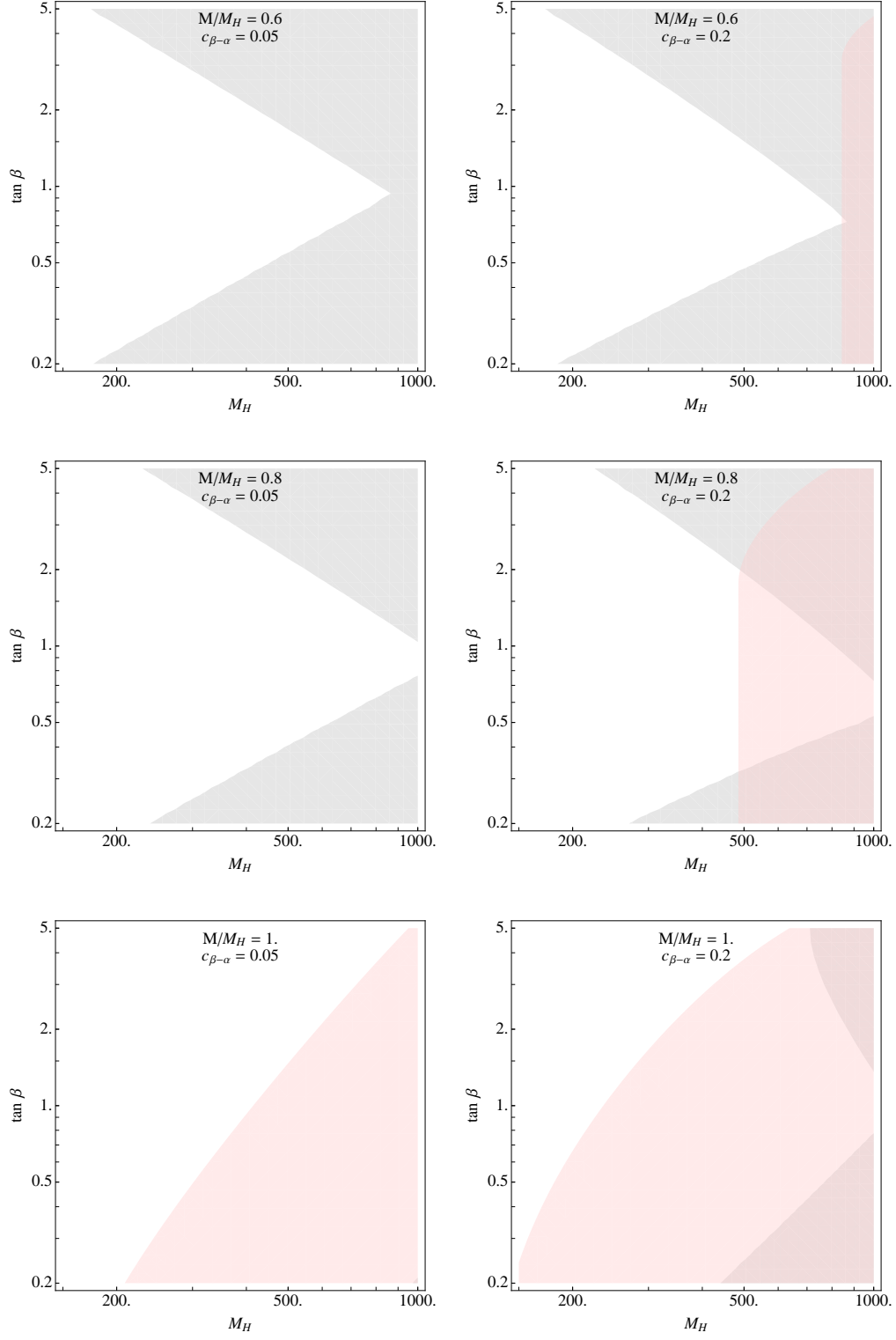


Figure 3: Regions that violate perturbative unitarity (gray) and do not have a bounded potential (pink) are shaded for selected values of $\cos(\beta - \alpha)$ and M/M_H .

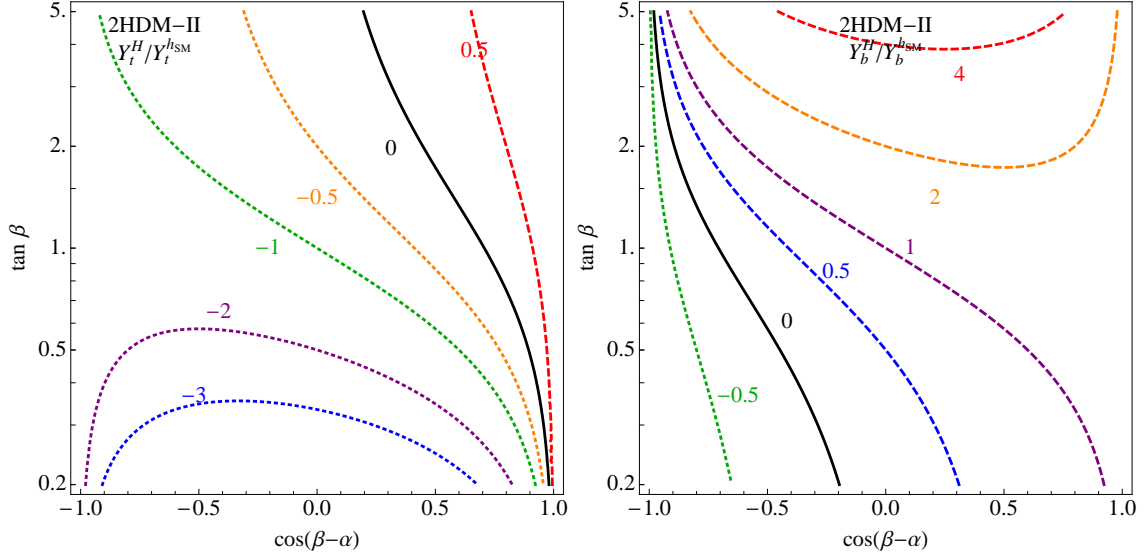


Figure 4: Contours of the heavy Higgs Yukawa coupling to t and b -quarks in the plane of $\tan \beta$ and M_H for selected values of $\cos(\beta - \alpha)$.

some additional freedom can be given in other versions of the 2HDM, such as the Type-I [44] or Lepton specific models [45, 46, 47]. A generic Yukawa aligned model with suppressed tree-level FCNCs is also consistent with the LHC data [48, 49, 50, 51].

Complementarity of the gauge couplings forces a limit on the value of $\cos(\beta - \alpha)$ from the vector boson couplings of h alone. We find that the combined ATLAS and CMS Run-I data [3] from vector boson coupling measurements provides a lower limit of $\kappa_V = \sin(\beta - \alpha) > 0.89$ at the 95% C.L., which translates to an upper limit of

$$|\cos(\beta - \alpha)| \lesssim 0.45. \quad (18)$$

In the 2HDM illustrations provided, these facts should be kept in mind for the larger values of $\cos(\beta - \alpha)$. For the h state, for simplicity, we assume branching fractions consistent with the SM Higgs boson.

2.2 Scalar couplings

The triscalar coupling, λ^{hhh} in the SM takes the value

$$\lambda_{\text{SM}}^{hhh} = \frac{3M_h^2}{v^2}. \quad (19)$$

Recent analyses of measuring this coupling at the LHC via the hh continuum have shown that it may be possible to measure it with an uncertainty of order 30-50% [52, 53]. Substantial deviations away from the SM value allow a better determination due to interference effects [53].

In the 2HDM, this coupling is altered to

$$\lambda^{hhh} = \frac{3M_h^2}{2v} \csc 2\beta (\cos(3\alpha - \beta) + 3 \cos(\alpha + \beta)) - \frac{6M^2}{v} \csc 2\beta \cos^2(\beta - \alpha) \cos(\alpha + \beta). \quad (20)$$

Expanding in the decoupling limit parameter $\cos(\beta - \alpha) \rightarrow 0$, the deviation of this coupling from its SM value is a second order effect. It can be cast into the form

$$\lambda^{hhh} \approx \frac{3M_h^2}{v^2} + \cos^2(\beta - \alpha) \frac{9M_h^2 - 12M^2}{2v} \approx \lambda_{\text{SM}}^{hhh} \left[1 + \cos^2(\beta - \alpha) \left(\frac{3}{2} - \frac{2M^2}{M_h^2} \right) \right], \quad (21)$$

in which higher order terms in $\cos(\beta - \alpha)$ have been dropped.

The combination $y_t \lambda^{hhH}$ is the most relevant for the process of interest. The possible values it may take are shown in Fig. 5 for selected values of $\cos(\beta - \alpha) = 0.02, 0.05, 0.1$ and 0.2 . We also show the excluded regions from the direct search of H at the LHC [54] via vector boson decays, and from the search for a resonance in the $hh \rightarrow b\bar{b}\gamma\gamma$ final state [55, 56, 57].

The scalar couplings involving the heavy CP-even neutral Higgs that are important for additional search channels are given by

$$\lambda^{hhH} = \frac{\cos(\beta - \alpha)}{\sin 2\beta} \left(\frac{M^2(\sin 2\beta - 3 \sin 2\alpha) + (2M_h^2 + M_H^2) \sin 2\alpha}{v} \right), \quad (22)$$

$$\lambda^{hHH} = \frac{\sin(\beta - \alpha)}{\sin 2\beta} \left(\frac{M^2(\sin 2\beta + 3 \sin 2\alpha) - (M_h^2 + 2M_H^2) \sin 2\alpha}{v} \right). \quad (23)$$

As previously discussed, these couplings have no M_A and M_{H^\pm} dependence (as they depend on the combination $\lambda_3 + \lambda_4 + \lambda_5$), and hence our assumption of heavy Higgs mass degeneracy does not affect these couplings. In the decoupling limit, these expressions take the form

$$\lambda^{hhH} \approx \cos(\beta - \alpha) \frac{4M^2 - 2M_h^2 - M_H^2}{v}, \quad (24)$$

$$\lambda^{hHH} \approx \frac{-2M^2 + M_h^2 + 2M_H^2}{v} + \cos(\beta - \alpha) \frac{2(-3M^2 + M_h^2 + 2M_H^2) \cot 2\beta}{v}, \quad (25)$$

neglecting terms of $O(\cos(\beta - \alpha)^2)$. Hence, near the decoupling limit the hhH coupling is suppressed while the hHH coupling persists (see e.g. [9, 58] for discussions). This is shown in Fig. 6, which gives the contours of $\text{BF}(H \rightarrow hh)$; additional details of the H decay modes are discussed in Appendix A. The window of $2m_h < M_H < 2m_t$ in which the $\text{BF}(H \rightarrow hh)$ is quite large and in some cases already ruled out for low $\tan \beta$. In Section 4.1, we will see that the discovery potential roughly follows this region, but with a few caveats.

By extracting the λ^{hhh} , λ^{hhH} and λ^{hHH} couplings to some degree of precision, the self-consistency of the scalar model may be tested. More precisely, by measuring the physical masses M_h and M_H and the heavy Higgs coupling to vector bosons, it is possible to determine whether the expressions given in Eqs. 21, 22 and 23 are self-consistent.

In the subsequent analyses, we will refer to three benchmark points that help elucidate the discovery potential of each channel. The points are summarized in Table 1. Benchmark point A will illustrate the viability of the $H \rightarrow hh \rightarrow b\bar{b}\gamma\gamma$ channel, point B the $hh/hH \rightarrow b\bar{b}\gamma\gamma$ and $b\bar{b}b\bar{b}$ channels, and point C the $hH \rightarrow t\bar{t}b\bar{b}$ channel.

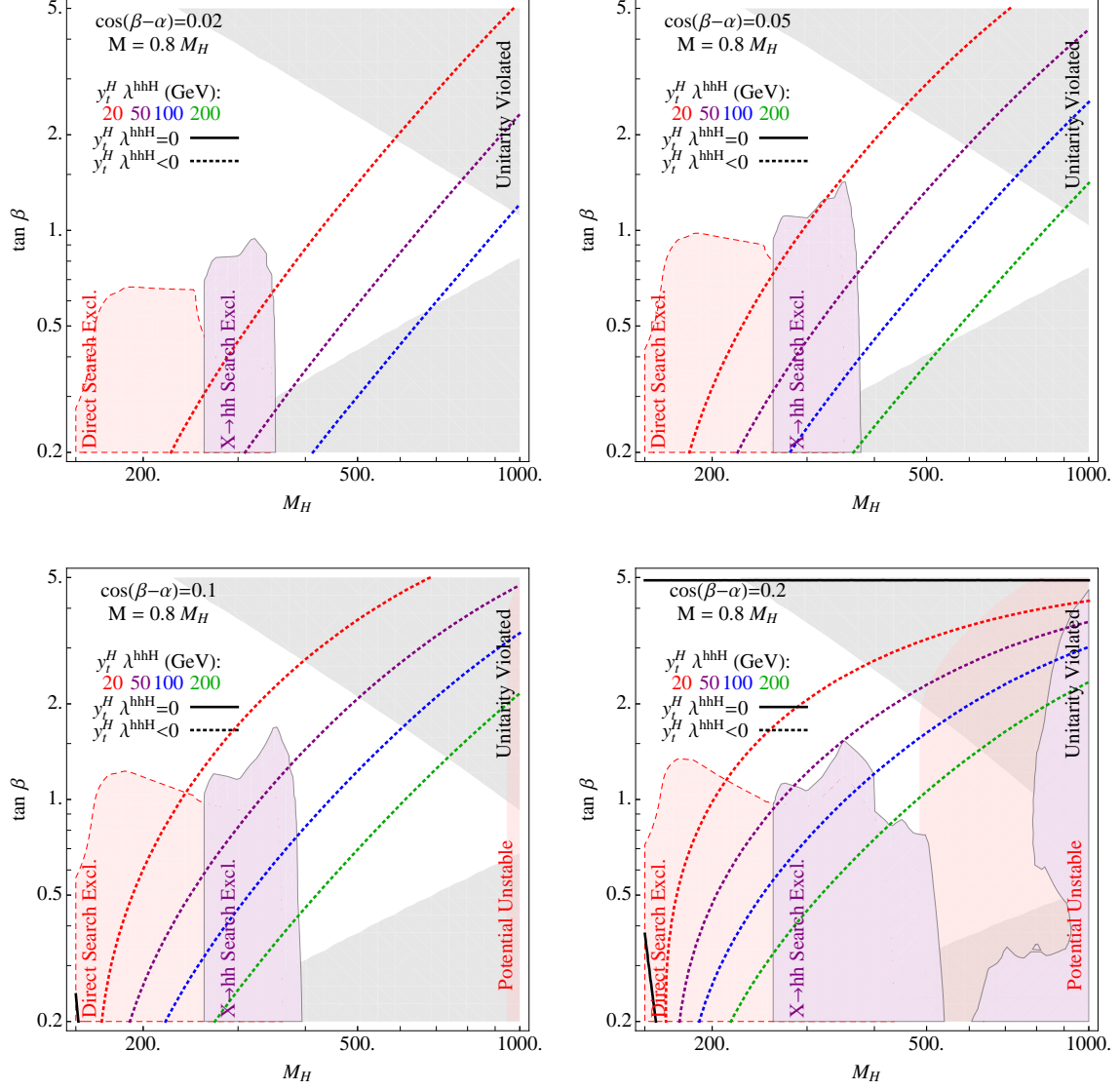


Figure 5: Contours of λ^{hhH} in the plane of $\tan \beta$ and M_H (in GeV) for selected values of the decoupling parameter $\cos(\beta - \alpha)$. Included are the unitarity (gray) and vacuum stability (pink) constraints assuming $M = 0.8 M_H$, the direct search exclusion limits (dashed pink) from CMS [54] and the $hh \rightarrow b\bar{b}\gamma\gamma$ resonance search (purple) [55, 56, 57].

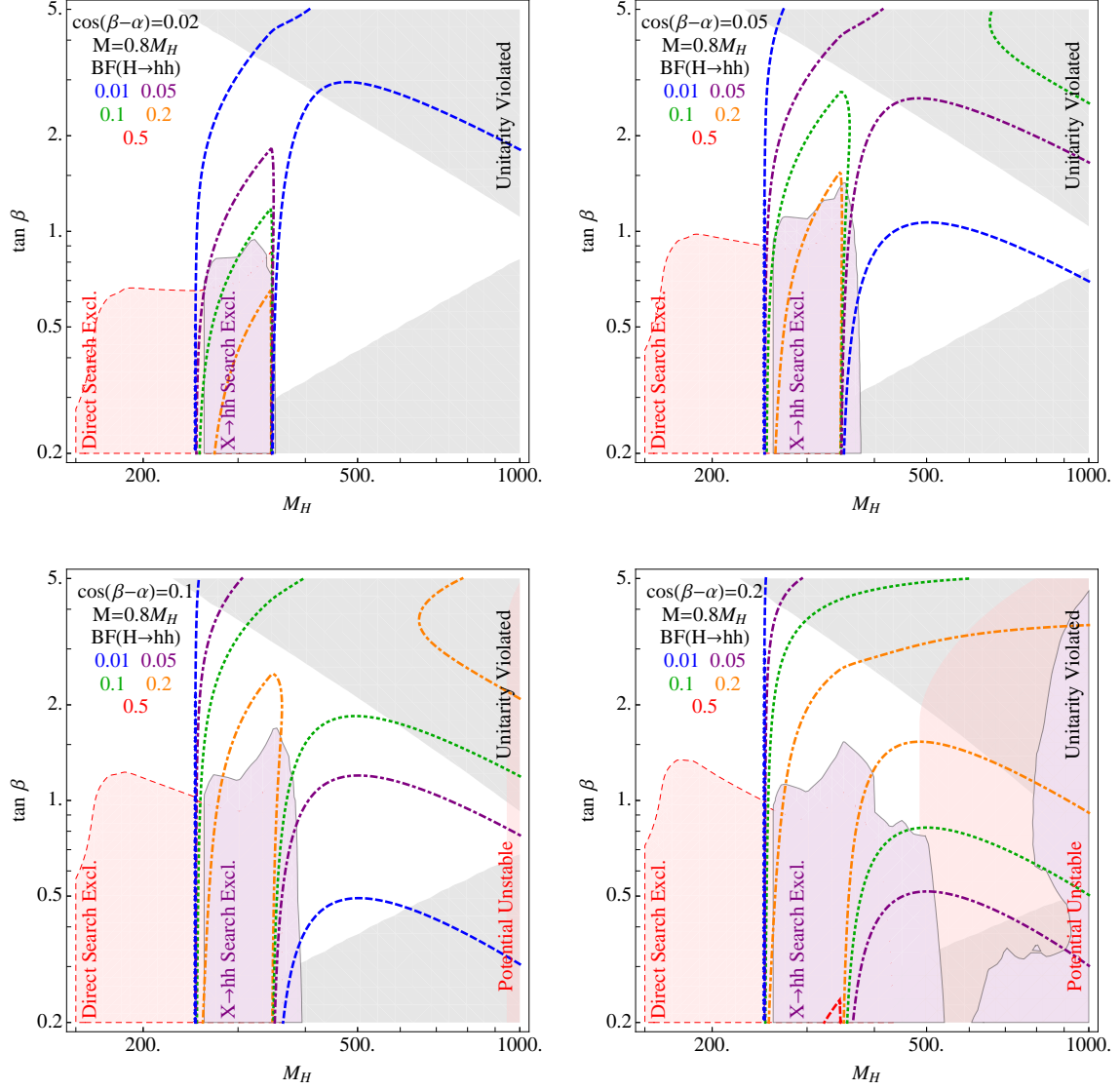


Figure 6: Contours of $BF(H \rightarrow hh)$ in the plane of $\tan \beta$ and M_H for selected values of $\cos(\beta - \alpha)$. Additional experimental and theoretical constraints are shown as in Fig. 5.

	A: $M_H = 300 \text{ GeV},$ $t_\beta = 2, c_{\beta-\alpha} = 0.1$	B: $M_H = 300 \text{ GeV},$ $t_\beta = 1, c_{\beta-\alpha} = 0.02$	C: $M_H = 500 \text{ GeV},$ $t_\beta = 1, c_{\beta-\alpha} = 0.02$
$\lambda^{hhh}/\lambda_{SM}^{hhh}$	0.946	0.998	0.992
$\lambda^{hhH} \text{ (GeV)}$	40.8	8.87	29.2
$\lambda^{hHH} \text{ (GeV)}$	310	327	795
y_t^H	-0.40	-0.98	-0.98
$\sigma(pp \rightarrow hh) \text{ (fb)}$	340	810	37
$\sigma(pp \rightarrow hH) \text{ (fb)}$	7.7	44	26
$BF(H \rightarrow hh)$	18%	7.6%	0.1%
$BF(H \rightarrow tt)$	0.0%	0.0%	99%
$BF(H \rightarrow bb)$	34%	74%	0.2%
$BF(H \rightarrow ZZ + WW)$	49%	18%	0.2%

Table 1: Benchmark points of relevant couplings, production cross sections at LHC14 and branching fractions for the channels of interest.

3 Higgs Pair Production Cross Section

Pairs of neutral Higgs bosons can be generated through two different loop processes (depicted in Fig. 1): *(i)* the triangle diagram where an s -channel Higgs boson decays into two Higgs bosons and *(ii)* the box diagram where annihilation of two gluons through a square loop produces a Higgs boson pair. The exact expressions for these one-loop diagrams with generic internal/external Higgs bosons (as well as generic heavy quarks) were first computed in Ref. [59]. We have independently confirmed the expressions for the loop diagrams and we present them here just for completeness. Readers interested in the finer details are referred to Sections 3 and 4 of Ref. [59].

First, let us introduce some notation. Denoting the initial-state gluon momenta as $p_{a,b}$ and the final-state Higgs boson momenta as $p_{j,k}$, the Mandelstam invariants are given by:

$$\hat{s} = (p_a + p_b)^2 ; \quad \hat{t} = (p_a - p_j)^2 ; \quad \hat{u} = (p_a - p_k)^2 .$$

It is also useful to define the quantities

$$S = \hat{s}/m_Q^2 ; \quad T = \hat{t}/m_Q^2 ; \quad U = \hat{u}/m_Q^2 ,$$

$$\rho_j = M_j^2 ; \quad \rho_k = M_k^2 ; \quad \tau_Q = 4/S ,$$

$$T_1 = T - \rho_j , \quad U_1 = U - \rho_j , \quad T_2 = T - \rho_k , \quad U_2 = U - \rho_k .$$

In the discussion to follow, we will reduce all tensor integrals to scalar ones. The pertinent three-

and four-point scalar integrals can be written as

$$C_{\ell m} = \int \frac{d^4 k}{(2\pi)^4} \frac{1}{(k^2 - m_Q^2) \left((k + p_\ell)^2 - m_Q^2 \right) \left((k + p_\ell + p_m)^2 - m_Q^2 \right)},$$

$$D_{\ell mn} = \int \frac{d^4 k}{(2\pi)^4} \frac{1}{(k^2 - m_Q^2) \left((k + p_\ell)^2 - m_Q^2 \right) \left((k + p_\ell + p_m)^2 - m_Q^2 \right) \left((k + p_\ell + p_m + p_n)^2 - m_Q^2 \right)},$$

in which ℓ, m, n label momenta entering the loop.

The matrix element of the triangle diagram can be written in terms of a “coupling” C_Δ and a form factor F_Δ as:

$$\mathcal{M}_\Delta = \frac{G_F \alpha_s \hat{s}}{2\sqrt{2}\pi} C_\Delta F_\Delta A_{1,\mu\nu} \epsilon_a^\mu \epsilon_b^\nu \delta_{ab}, \quad (26)$$

in which the tensor structure $A_1^{\mu\nu}$ is:

$$A_1^{\mu\nu} = g^{\mu\nu} - \frac{p_a^\nu p_b^\mu}{(p_a \cdot p_b)}. \quad (27)$$

The coupling factor can be expressed as:

$$C_\Delta = \sum_{i=h,H} C_\Delta^i, \quad (28)$$

with:

$$C_\Delta^i = \lambda_{H_i H_j H_k} \frac{M_Z^2}{\hat{s} - M_{H_i}^2 + i M_i \Gamma_{H_i}} y_{H_i Q \bar{Q}}, \quad (29)$$

in which $y_{H_i Q \bar{Q}}$ denotes the heavy quark Yukawa coupling to H_i . The form factor F_Δ can be computed in closed form, and is given by

$$F_\Delta = \frac{2}{S} [2 + (4 - S)m_Q^2 C_{jk}] = \tau_Q [1 + (1 - \tau_Q)f(\tau_Q)], \quad (30)$$

in which

$$f(\tau_Q) = \begin{cases} \arcsin^2 \frac{1}{\sqrt{\tau_Q}} & \tau_Q \geq 1 \\ -\frac{1}{4} \left[\log \frac{1 + \sqrt{1 - \tau_Q}}{1 - \sqrt{1 - \tau_Q}} - i\pi \right]^2 & \tau_Q < 1. \end{cases} \quad (31)$$

The matrix element for the box diagrams can be written in terms of a coupling factor C_\square and two gauge-invariant form factors F_\square and G_\square as:

$$\mathcal{M}_\square = \frac{G_F \alpha_s \hat{s}}{2\sqrt{2}\pi} C_\square (F_\square A_{1,\mu\nu} + G_\square A_{2,\mu\nu}) \epsilon_a^\mu \epsilon_b^\nu \delta_{ab}, \quad (32)$$

where $A_{1,\mu\nu}$ is given in Eq. (27) and the other tensor structure takes the form

$$A_2^{\mu\nu} = g^{\mu\nu} + \frac{p_j^2 p_a^\nu p_b^\mu}{p_T(p_a \cdot p_b)} - \frac{2(p_b \cdot p_j) p_a^\nu p_j^\mu}{p_T(p_a \cdot p_b)} - \frac{2(p_a \cdot p_j) p_b^\mu p_j^\nu}{p_T(p_a \cdot p_b)} + \frac{2p_j^\mu p_j^\nu}{p_T^2}, \quad (33)$$

with

$$p_T^2 = 2 \frac{(p_a \cdot p_j)(p_b \cdot p_j)}{(p_a \cdot p_b)} - p_c^2. \quad (34)$$

The advantage of writing the amplitude in terms of $A_{1,2}^{\mu\nu}$ is that it greatly simplifies the calculation of the matrix-element-squared, since

$$A_1 \cdot A_2 = 0 \quad \text{and} \quad A_1 \cdot A_1 = A_2 \cdot A_2 = 2. \quad (35)$$

The coupling for the box diagrams is just the product of the two Yukawa couplings of the heavy quark to the two Higgs bosons

$$C_\square = y_{H_j Q \bar{Q}} y_{H_k Q \bar{Q}}, \quad (36)$$

while the form factors F_\square and G_\square are given by

$$F_\square = \frac{1}{S^2} \left\{ 4S + 8Sm_Q^2 C_{ab} - 2Sm_Q^4 (S + \rho_j + \rho_k - 8) (D_{abj} + D_{baj} + D_{ajb}) \right. \\ \left. + (\rho_j + \rho_k - 8) m_Q^2 [T_1 C_{aj} + U_1 C_{bj} + U_2 C_{ak} + T_2 C_{bk} - m_Q^2 (TU - \rho_j \rho_k) D_{ajb}] \right\}, \quad (37)$$

and

$$G_\square = \frac{1}{S(TU - \rho_j \rho_k)} \left\{ m_Q^2 (T^2 + \rho_j \rho_k - 8T) [SC_{ab} + T_1 C_{aj} + T_2 C_{bk} - STm_Q^2 D_{baj}] \right. \\ + m_Q^2 (U^2 + \rho_j \rho_k - 8U) [SC_{ab} + U_1 C_{bj} + U_2 C_{ak} - SUM_Q^2 D_{abj}] \\ - m_Q^2 (T^2 + U^2 - 2\rho_j \rho_k) (T + U - 8) C_{jk} \\ \left. - 2m_Q^4 (T + U - 8) (TU - \rho_j \rho_k) (D_{abj} + D_{baj} + D_{ajb}) \right\}. \quad (38)$$

The differential cross section (averaging/summing over initial/final state spins and colors) then takes the following form:

$$\frac{d\hat{\sigma}(gg \rightarrow H_j H_k)}{d\hat{t}} = \frac{G_F^2 \alpha_s^2}{256(2\pi)^3} \left[\left| (C_\Delta F_\Delta + C_\square F_\square) \right|^2 + \left| C_\square G_\square \right|^2 \right], \quad (39)$$

To obtain the total parton-level cross section, this expression is integrated over the scattering angle of one of the Higgs bosons. Finally, to convert the parton-level cross section to the proton-proton cross section, we convolute the former with the PDFs for two gluons and integrate over the momentum fraction of the gluons. For the parton distributions, we use CTEQ 6L1.

4 Light Higgs pair production simulation

The leading order (LO) matrix elements of the hh subprocesses in Fig. 1 are known [59, 60, 61, 62, 63]. We generate signal events by incorporating the loop amplitudes directly into MADGRAPH [64], and we include the NNLO K-factor of 2.27 for 14 TeV [65, 66, 8, 67, 68, 69, 70]. We note that in principle, the resonant production can shift the overall K-factor as the ratio $\sigma_{NNLO}/\sigma_{LO}$ can be \sqrt{s} dependent. However, since the K-factor has not been given for this process, we adopt the SM value and assume any shift induced by the H resonance is small. We show the cross section contours of $pp \rightarrow hh$ with the $H \rightarrow hh$ resonance in Fig. 7.

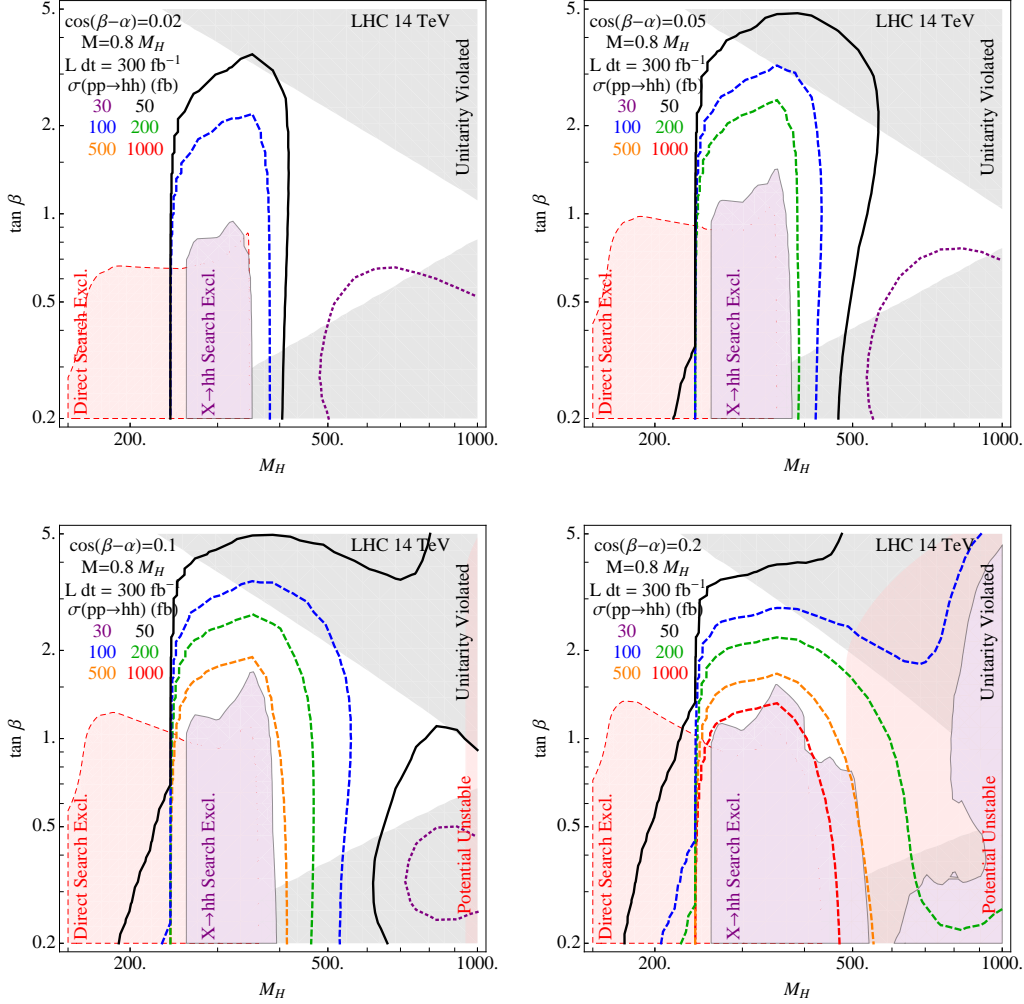


Figure 7: Contours of $\sigma(pp \rightarrow hh)$ in the plane of $\tan \beta$ and M_H for selected values of $\cos(\beta - \alpha)$. Additional experimental and theoretical constraints are shown as in Fig. 5.

The $pp \rightarrow hh$ cross section can be shifted dramatically away from its SM value by the presence of an extended Higgs sector [71, 72, 73, 74, 75]. The relative competition of the diagrams in Fig. 1 strongly impacts the kinematic distributions with the most apparent coming from the resonant $gg \rightarrow H \rightarrow hh$ diagram. Here, if $M_H > 2m_h$, the resonance can become prominent, overwhelming the continuum from the $gg \rightarrow hh$ box and $gg \rightarrow h^* \rightarrow hh$ diagrams, seen as the large cross section in the 250 – 350 GeV range, above which, the $H \rightarrow t\bar{t}$ branching fraction dominates.

We note that the sign of the combination $y_t^H \lambda^{hhH}$ determines the shape of the distribution due to the interference with the continuum diagrams. In principle, measuring the $H \rightarrow hh$ lineshape can determine the sign of $y_t^H \lambda^{hhH}$, further constraining the model. A simple counting of events above and below resonance will provide a handle on the sign of the coupling combination, while more sophisticated fits including the matrix elements are possible, as has been done in the continuum case [53]. For sufficiently heavy H , the lower energy M_{hh} distribution converges to the SM expectation. We explore model independent resonant production of hh in more detail in Ref. [71].

Each final state Higgs boson in these events is decayed in the narrow width approximation to SM Higgs decay modes. There are a number of potential final states for the Higgs pair, but most suffer suppression due to small SM branching fractions [33]. As noted in Ref. [53], the $b\bar{b}\tau^+\tau^-$ channel is swamped by the reducible background of $b\bar{b}jj$ where both light flavored jets fake a τ . While the fake rate is in the range of 1 – 3%, the total cross section of $b\bar{b}jj$ is at the μb level. Moreover, we neglect the $b\bar{b}W^+W^-$ channel due to a small SM significance [76]. The $b\bar{b}bb$ channel also suffers from a large QCD background, and would only be viable with the use of jet substructure techniques [77]. Therefore, we concentrate on the analysis of the $b\bar{b}\gamma\gamma$ channel for the resonant production of hh . Ref. [78], exploring the same channel, appeared while this work was in preparation.

4.1 The $hh \rightarrow b\bar{b}\gamma\gamma$ channel

We simulate the pertinent backgrounds for the $b\bar{b}\gamma\gamma$ channel. The irreducible background includes the following production modes:

$$pp \rightarrow b\bar{b}\gamma\gamma, \quad (40)$$

$$pp \rightarrow Z + h \rightarrow b\bar{b} + \gamma\gamma, \quad (41)$$

while the reducible backgrounds include

$$pp \rightarrow t\bar{t} + h \rightarrow b\ell^+\nu \bar{b}\ell^-\bar{\nu} + \gamma\gamma \quad (\ell^\pm \text{ missed}), \quad (42)$$

$$pp \rightarrow b\bar{b} + jj \rightarrow b\bar{b} + \gamma\gamma \quad (j \rightarrow \gamma). \quad (43)$$

We assume a photon tagging rate of 85% and a jet to photon fake rate of $\epsilon_{j \rightarrow \gamma} = 1.2 \times 10^{-4}$ [79]. We have determined the additional reducible backgrounds of $jj\gamma\gamma$ and $c\bar{c}\gamma\gamma$ are subdominant, therefore they are not included in this analysis.

To account for b jet tagging efficiencies, we assume a b -tagging rate of 70% for b -quarks with $p_T > 30$ GeV and $|\eta_b| < 2.4$ consistent with multivariate tagging suggested for the LHC luminosity upgrade [80]. We also apply a mistagging rate for charm-quarks as

$$\epsilon_{c \rightarrow b} = 10\% \quad \text{for } p_T(c) > 50\text{GeV}, \quad (44)$$

while the mistagging rate for a light quark is:

$$\epsilon_{u,d,s,g \rightarrow b} = 2\% \quad \text{for } p_T(j) > 250 \text{ GeV} \quad (45)$$

$$\epsilon_{u,d,s,g \rightarrow b} = 0.67\% \quad \text{for } p_T(j) < 100 \text{ GeV}. \quad (46)$$

Over the range $100 \text{ GeV} < p_T(j) < 250 \text{ GeV}$, we linearly interpolate the fake rates given above [81]. With pile-up the rejection rate is expected to worsen by up to 20% [80]. Finally, we model detector resolution effects by smearing the final state energy according to

$$\frac{\delta E}{E} = \frac{a}{\sqrt{E}} \oplus b, \quad (47)$$

where we take $a = 50\%$ and $b = 3\%$ for jets and $a = 10\%$ and $b = 0.7\%$ for photons.

We apply a multi-variate analysis (MVA) which relies on relevant kinematic variables. We begin with low level cuts, requiring two b -tags and two γ -tags and no tagged charged leptons, with separation of $\Delta R_{\gamma\gamma}, \Delta R_{b\bar{b}}, \Delta R_{b\gamma} > 0.4$. The value $\Delta R_{ab} = \sqrt{(\phi_a - \phi_b)^2 + (\eta_a - \eta_b)^2}$ is the separation of two objects in the $\eta - \phi$ plane. We further require $p_T(b, \gamma) > 30 \text{ GeV}$ and $|\eta_{b,\gamma}| < 2.4$.

We define a window within which the MVA will analyze events. This window has the Higgs boson reconstructed in the $b\bar{b}$ and $\gamma\gamma$ channels according to:

$$|M_{b\bar{b}} - M_h| < 20 \text{ GeV}, \quad (48)$$

$$|M_{\gamma\gamma} - M_h| < 10 \text{ GeV}. \quad (49)$$

We extend our analysis to include multiple variables simultaneously. This allows one to in essence blend cuts together rather than perform a hard cut on a kinematic distribution. We form a discriminant based on a set of observables which include:

$$\mathcal{O} = \{M_{b\bar{b}\gamma\gamma}, M_{b\bar{b}}, M_{\gamma\gamma}, p_T(b\bar{b}), p_T(\gamma\gamma), \Delta R_{b\bar{b}}, \Delta R_{\gamma\gamma}, \Delta\eta_{\gamma\gamma}, \Delta\eta_{b\bar{b}}\}. \quad (50)$$

The discriminant is then constructed by the ratio

$$\mathcal{D} = \frac{S(\mathcal{O})}{S(\mathcal{O}) + A B(\mathcal{O})}, \quad (51)$$

in which $S(\mathcal{O})$ and $B(\mathcal{O})$ are the normalized differential cross sections in the observable space \mathcal{O} . These differential cross sections are estimated via event generation. The discriminator is evaluated for an event sample, yielding a value close to 1 for signal-like events and close to 0 for background-like events. For the particular choice of $A = N_B/N_S$, the discriminant gives the probability of an event being signal [82]. A cut may be placed on the value of \mathcal{D} , thereby selecting a relatively high signal event sample. Such a multivariate discriminator can offer similar sensitivity that the matrix-element, or neural network methods allow [83].

In practice, we apply a simplified version of the discriminant in which we ignore the correlations among the variables. With limited statistics, this allows a more efficient construction of the discriminator, defined as

$$\mathcal{D} = \frac{S\{\mathcal{O}_i\}}{S\{\mathcal{O}_i\} + B\{\mathcal{O}_i\}}, \quad (52)$$

where $\{\mathcal{O}_i\}$ is the combinatorial subset of observables \mathcal{O} that go into the multivariate discriminant. In the MVA results that follow, further optimization may be done by including the correlations between observables, but we adopt this uncorrelated approach for simplicity. We define the level of statistical significance, \mathcal{S} , according to [84]

$$\mathcal{S} = 2 \left(\sqrt{S+B} - \sqrt{B} \right), \quad (53)$$

in which S and B are the number of signal and background events surviving cuts. We maximize \mathcal{S} by varying the cut on the discriminator, \mathcal{D}_{cut} , which minimizes the choice of A in Eq. 51.

In Fig. 8, we show the luminosity required to obtain 5σ discovery at the LHC. We find that generally these contours follow the shape of the $hh \rightarrow b\bar{b} + \gamma\gamma$ resonance excluded region (shaded in purple) with Run-I data. The contour with $\sqrt{s} = 14$ TeV and 30 fb^{-1} of integrated luminosity is a close match with the 7+8 TeV exclusion region, with small fluctuations likely caused by different analyses and statistical fluctuations in the data.

The statistical significance expected with 3 ab^{-1} of integrated luminosity at the LHC is shown in Fig. 9. A bulk of the parameter space above $M_H > 2m_h$ can be excluded at the 95% C.L., even near the decoupling limit.

5 Associated hH production

Associated production of a light-heavy Higgs boson pair is a valuable complement to $H \rightarrow hh$ resonant production for measuring components of the scalar potential, see Table 2. This process, by virtue of the scalar coupling, λ^{hHH} , is not suppressed in the decoupling limit as seen in Eq. 25.

Process	λ^{hhh}	λ^{hhH}	λ^{hHH}
$pp \rightarrow hh$ (continuum)	✓	×	×
$pp \rightarrow H \rightarrow hh$	✓	✓	×
$pp \rightarrow h^*/H^* \rightarrow hH$	✓	✓	✓
Decoupling dependence	$\lambda_{\text{SM}}^{hhh}(1 + \mathcal{O}(c_{\beta-\alpha}^2))$	$\mathcal{O}(c_{\beta-\alpha})$	$(2M_H^2 - 2M^2 + M_h^2)/v + \mathcal{O}(c_{\beta-\alpha})$

Table 2: The Higgs pair production processes that are sensitive to the couplings among the CP-even states. For each scalar coupling, the leading term in the expansion in the decoupling parameter, $c_{\beta-\alpha} = \cos(\beta - \alpha)$, is also shown.

Both the box and triangle diagrams shown in Fig. 1 can contribute to hH production. For the triangle diagram, we can have either h or H in the s -channel. Unless $M_H > 2m_t$ and $\tan\beta$ is small, the width of the heavy Higgs is narrow, so there is usually no enhancement for the H diagram by being slightly off-shell. Therefore, all three diagrams are relevant.

As noted in Table 2, the triangle diagram involving H is the only Higgs pair process that probes λ^{hHH} , as its amplitude is proportional to the combination $y_t^H \lambda^{hHH}$. Furthermore, the contribution from the h^* triangle diagram depends on the coupling combination $y_t^h \lambda^{hhh}$, providing sensitivity to λ^{hhh} , even in regions where $BF(H \rightarrow hh)$ is small. The sensitivity is best for small $\tan\beta$, due

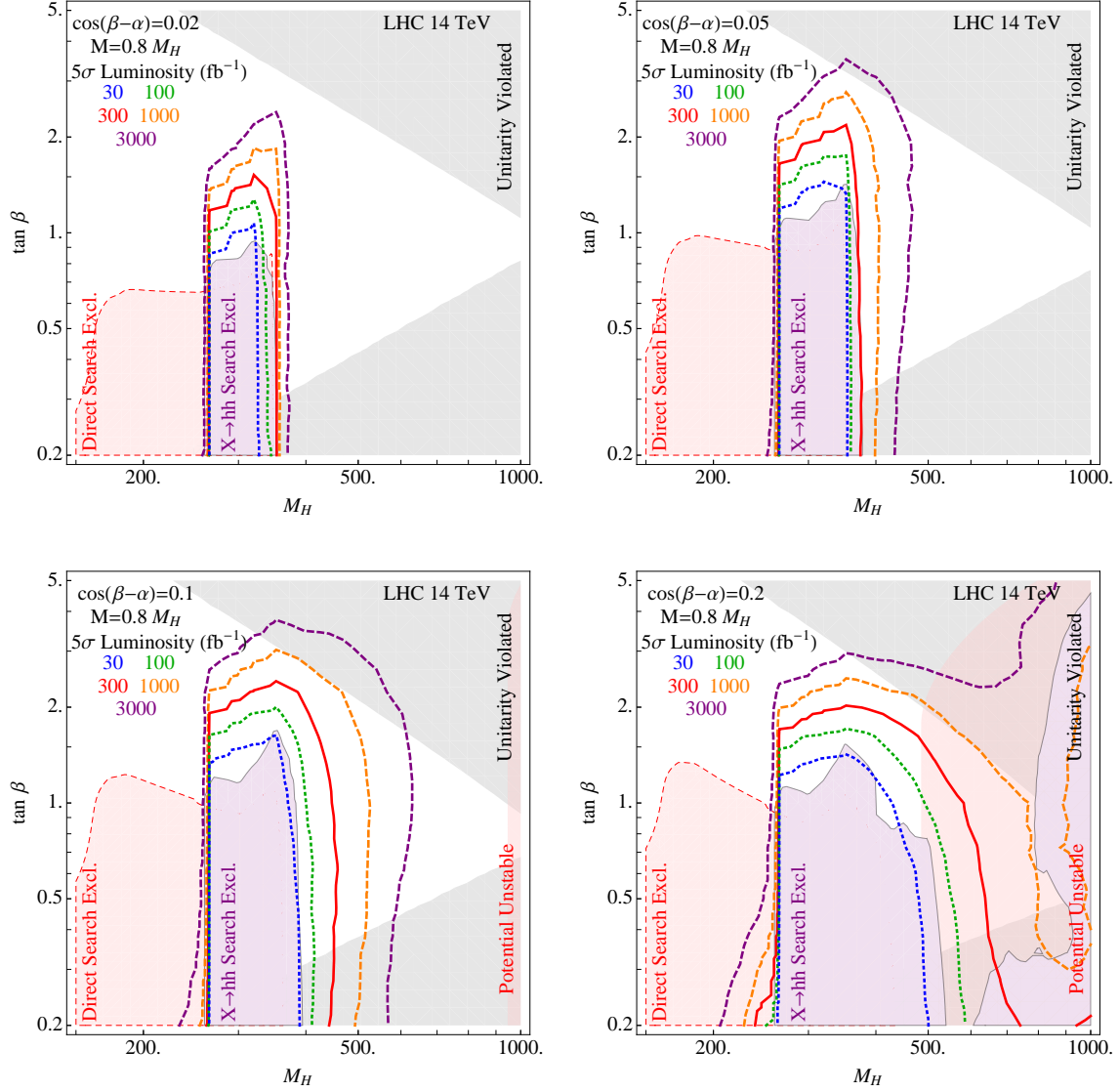


Figure 8: Contours of the luminosity required for 5σ discovery in the plane of $\tan \beta$ and M_H for selected values of $\cos(\beta - \alpha)$. Additional experimental and theoretical constraints are shown as in Fig. 5.

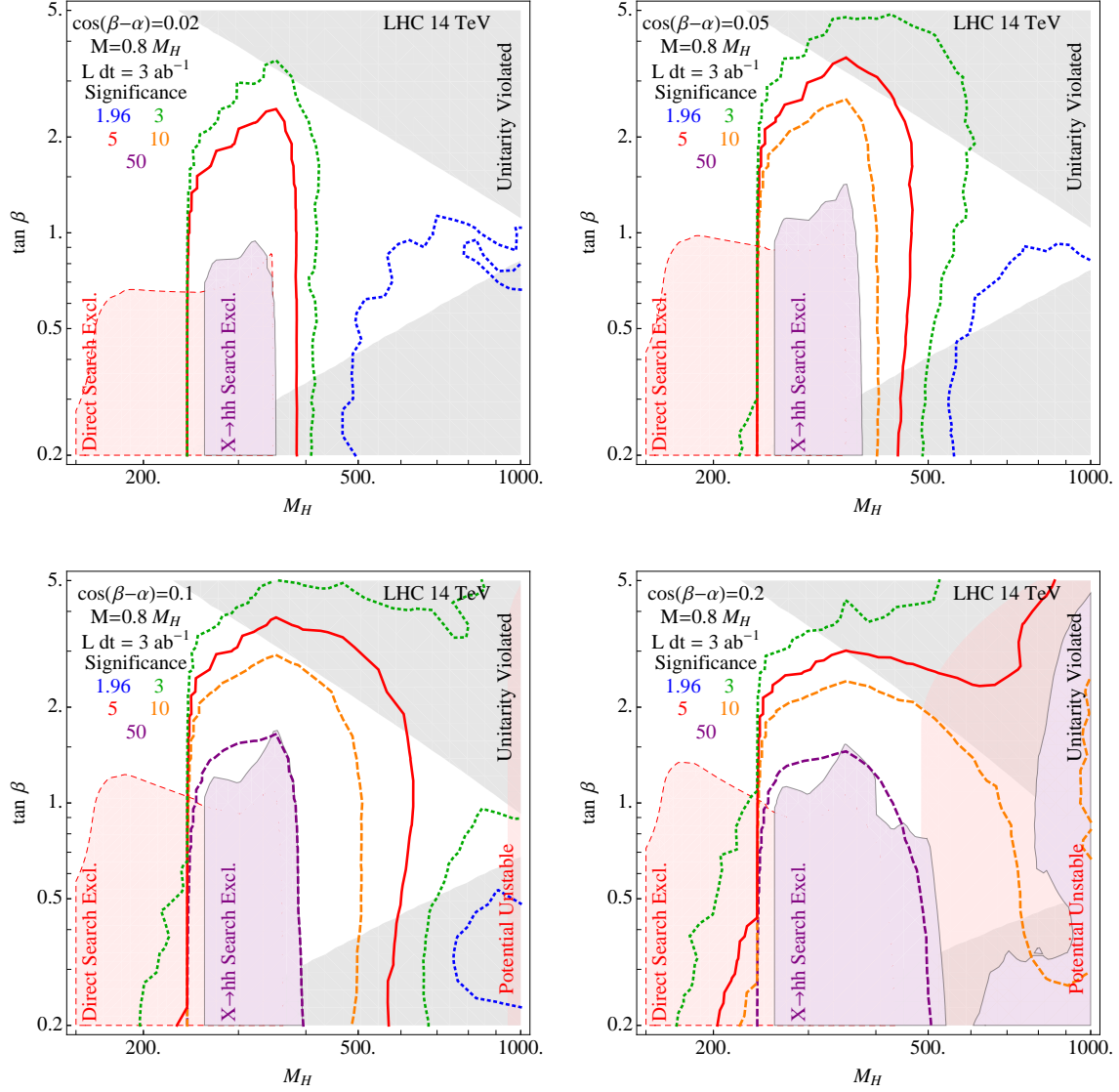


Figure 9: Contours of the statistical significance with $3 \, \text{ab}^{-1}$ of integrated luminosity in the plane of $\tan \beta$ and M_H for selected values of $\cos(\beta - \alpha)$. Additional experimental and theoretical constraints are shown as in Fig. 5.

to the effect of the top Yukawa coupling to H on the production cross section. More precisely, the magnitude of y_t^H is largest at small $\tan \beta$, as

$$\frac{y_t^H}{y_t^{h_{SM}}} = c_{\beta-\alpha} - \frac{\sqrt{1 - c_{\beta-\alpha}^2}}{\tan \beta}. \quad (54)$$

The production cross section for the $pp \rightarrow hH$ process is shown in Fig. 10.

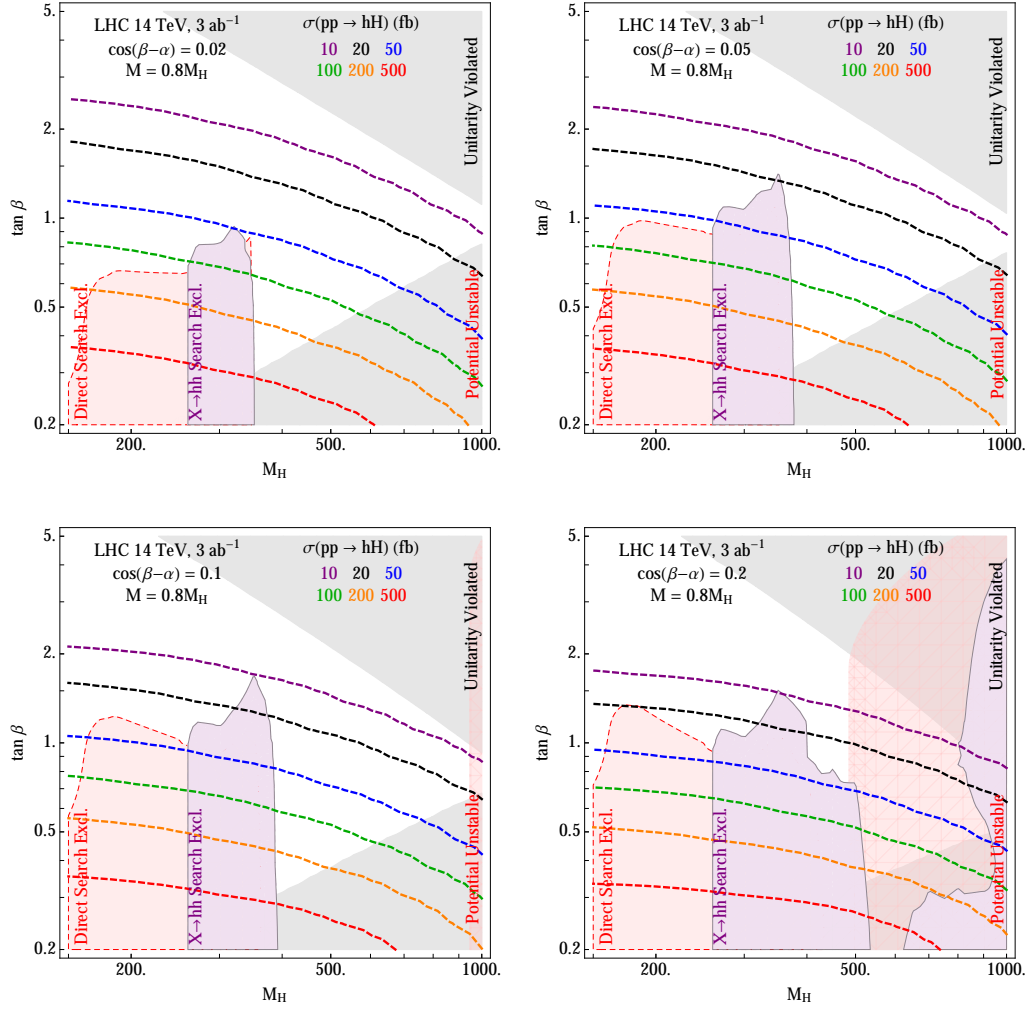


Figure 10: Contours of $\sigma(pp \rightarrow hH)$ in the plane of $\tan \beta$ and M_H for selected values of $\cos(\beta - \alpha)$. Additional experimental and theoretical constraints are shown as in Fig. 5.

The hH process can proceed to a number of final states. As above, we let the light Higgs decay to either $\gamma\gamma$ or $b\bar{b}$. The preferred final state for H depends strongly on M_H , and to a lesser extent $\cos(\beta - \alpha)$ and $\tan \beta$. For $M_H < 2m_h$, H decays predominantly into $b\bar{b}$ or $WW^{(*)}/ZZ^{(*)}$. $b\bar{b}$ is

strongest for small $\cos(\beta - \alpha)$ and large $\tan\beta$, while $WW^{(*)}/ZZ^{(*)}$ is most important for large $\cos(\beta - \alpha)$, as is demonstrated by the branching fraction contours shown in Fig. 15 and 17 in Appendix A, respectively. For the $H \rightarrow b\bar{b}$ channel, we find that both the $4b$ and $b\bar{b}\gamma\gamma$ channels are viable. We also explore $H \rightarrow ZZ \rightarrow 4\ell$ decays. We choose $ZZ \rightarrow 4\ell$ despite its small branching ratio because it has small backgrounds and allows for straightforward event reconstruction. However, this limits us to choosing $h \rightarrow b\bar{b}$ in order to have a detectable number of events at the LHC.

Above $2m_t$, H decays primarily to t -quarks, with a branching fraction that surpasses 90% for small $\tan\beta$ (see Fig. 16 in Appendix A). The most viable channel in this region is $t\bar{t}b\bar{b}$, with at least one of the tops decaying leptonically to reject background. Between $2m_h$ and $2m_t$, the $hH \rightarrow hh h \rightarrow 4b\gamma\gamma$ is important, as we would expect from the results of the resonant H production analysis. The $H \rightarrow b\bar{b}$ and $H \rightarrow ZZ$ channels are weaker but are possibly still viable in this region as well.

We simulate the $pp \rightarrow hH$ signal using MADGRAPH as described in Section 4 and compute the expected LHC reach for 3 ab^{-1} at 14 TeV. In Fig. 11, we show the expected 95% CL and 5σ contours for the $b\bar{b}\gamma\gamma$, $4b$, $ZZb\bar{b}$, $4b\gamma\gamma$, $t\bar{t}b\bar{b}$ (1 lepton), and $t\bar{t}b\bar{b}$ (2 lepton) final states. As the coupling λ^{hHH} is not suppressed in the decoupling limit, we find that our sensitivity is actually best for small $\cos(\beta - \alpha)$. Indeed, for the smallest values of $\cos(\beta - \alpha)$, we find that LHC will be able to probe essentially all of the allowed parameter space at the 95% CL. Even for larger values of $\cos(\beta - \alpha)$, the LHC will be sensitive to up to $\tan\beta \sim 2$ over a wide range of M_H .

In the following sections, we describe our background simulations and selection cuts for each channel. Throughout the analysis, we use the efficiencies and fake rates described in Section 4.1. We also include a lepton to photon fake rate of $\epsilon_{e \rightarrow \gamma} = 6.2\%$ [85]. Additionally, we apply the baseline cuts on ΔR and p_T from the resonant $b\bar{b}\gamma\gamma$ analysis to all five channels, and add the following cuts for leptons: $\Delta R_{ab} > 0.2$, $p_T(\ell) > 20 \text{ GeV}$, and $|\eta_\ell| < 2.4$.

5.1 The $hH \rightarrow b\bar{b}\gamma\gamma$ channel

The low-mass region is probed by the $H \rightarrow b\bar{b}$ channel. First let us consider the case where $h \rightarrow \gamma\gamma$. The $h \rightarrow \gamma\gamma$ branching fraction is extremely small (2.3×10^{-3}), but requiring photons in the final state also reduces the background significantly. The irreducible backgrounds include

$$pp \rightarrow b\bar{b}\gamma\gamma \quad (55)$$

$$pp \rightarrow b\bar{b}h \rightarrow b\bar{b}\gamma\gamma \quad (56)$$

$$pp \rightarrow Zh \rightarrow b\bar{b}\gamma\gamma, \quad (57)$$

while the reducible backgrounds are

$$pp \rightarrow b\bar{b}e^+e^- \quad (e \rightarrow \gamma) \quad (58)$$

$$pp \rightarrow b\bar{b}j\gamma \quad (j \rightarrow \gamma) \quad (59)$$

$$pp \rightarrow b\bar{b}jj \quad (60)$$

$$pp \rightarrow jj\gamma\gamma \quad (61)$$

$$pp \rightarrow 3j + \gamma \quad (62)$$

$$pp \rightarrow 4j \text{ (negligible)}. \quad (63)$$

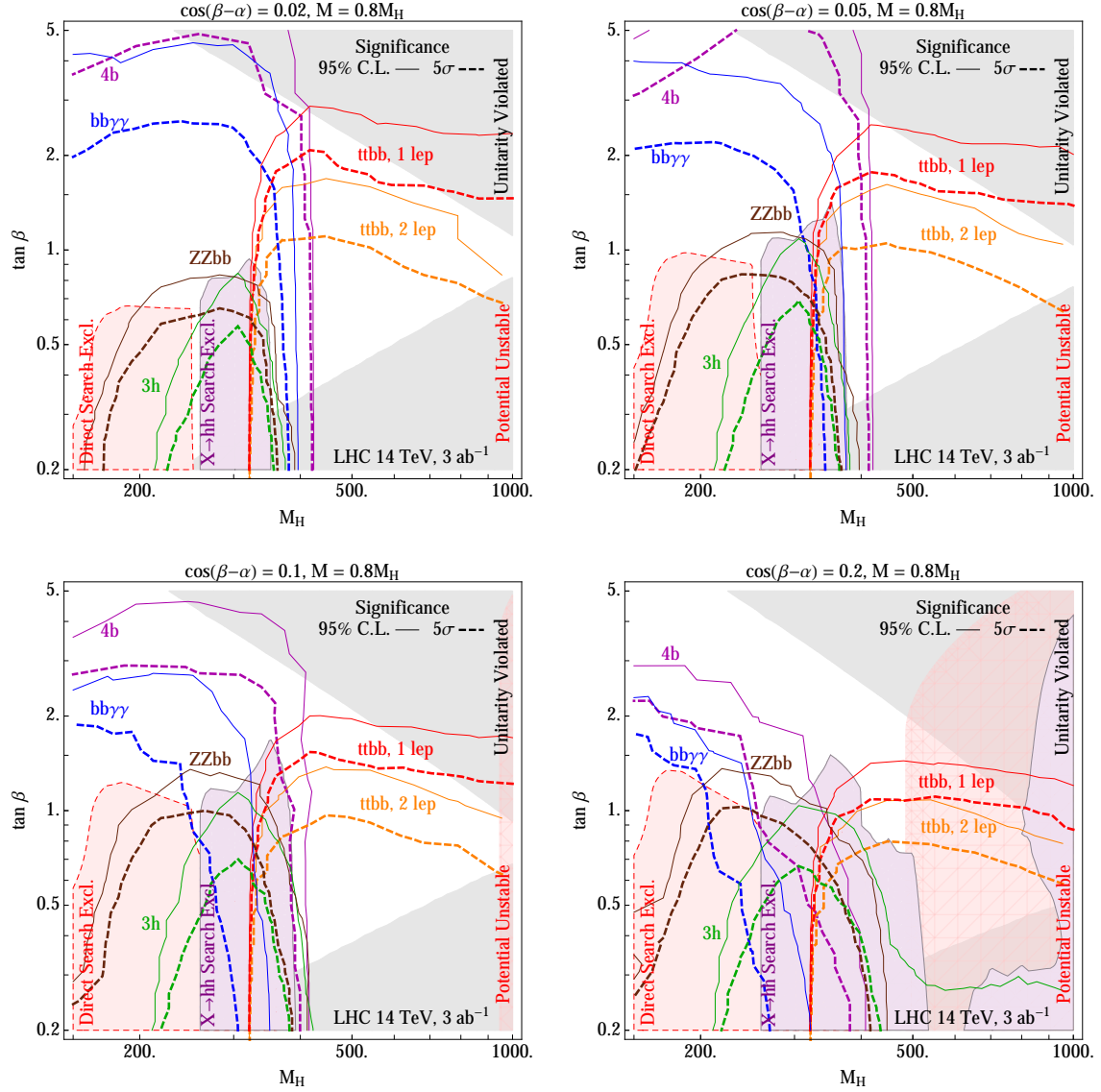


Figure 11: Contours of the statistical significance with 3 ab^{-1} of integrated luminosity in the plane of $\tan \beta$ and M_H for selected values of $\cos(\beta - \alpha)$. The bold dashed curves show the expected 5 σ significance, while the thin solid curves show the expected 95% C.L. reach. The colors correspond to different final states: $bb\gamma\gamma$ (blue), $4b$ (purple), $ZZbb$ (brown), $3h$ (green), $ttbb$ in the single-lepton channel (red), and $ttbb$ with two leptons (orange). Additional experimental and theoretical constraints are shown as in Fig. 5.

We require exactly two photons and two jets, with both jets b -tagged. Then we apply a multivariate analysis after incorporating the following basic cuts:

$$|M_{\gamma\gamma} - m_h| < 5 \text{ GeV}, \quad M_{b\bar{b}} > 100 \text{ GeV}. \quad (64)$$

The first of these cuts isolates the light Higgs resonance, while the second rejects $Z/\gamma^* \rightarrow b\bar{b}$, as well as a significant portion of the continuum background.

From here, the procedure is exactly as it was in the resonant case discussed in Section 4. Specifically, we form over a discriminant

$$\mathcal{O} = \{M_{b\bar{b}\gamma\gamma}, M_{b\bar{b}}, M_{\gamma\gamma}, p_T(b\bar{b}), p_T(\gamma\gamma), \Delta R_{b\bar{b}}, \Delta R_{\gamma\gamma}\}. \quad (65)$$

The expected LHC significance for $\mathcal{L} = 3 \text{ ab}^{-1}$ is shown in blue in Fig. 11. The reach is extremely good for $M_H < 400 \text{ GeV}$, especially for small $\cos(\beta - \alpha)$, where we achieve 95% C.L. significance beyond $\tan\beta \approx 5$. The cross section falls off rather quickly with $\cos(\beta - \alpha)$ due to the $\cos(\beta - \alpha)$ and $\tan\beta$ dependence of the bottom Yukawa coupling to H , which is

$$\frac{y_b^H}{y_b^{h_{\text{SM}}}} = c_{\beta-\alpha} + \sqrt{1 - c_{\beta-\alpha}^2} \tan\beta \quad (66)$$

Hence, y_b^H is enhanced for large $\tan\beta$, and this effect is strongest for small $\cos(\beta - \alpha)$.

5.2 The $hH \rightarrow 4b$ channel

We also consider the case where $H \rightarrow b\bar{b}$, but the light Higgs decays to $b\bar{b}$ instead of $\gamma\gamma$. The signal is much larger than in the $b\bar{b}\gamma\gamma$ case, but the QCD background is large as well. With appropriate cuts, we find that the two channels are comparable in significance. The irreducible backgrounds in this case are given by

$$pp \rightarrow 4b \quad (67)$$

$$pp \rightarrow b\bar{b}h \rightarrow 4b. \quad (68)$$

The main reducible background is $pp \rightarrow b\bar{b}jj$, with the jets faking b quarks. We also considered the $4j$, $t\bar{t}b\bar{b}$, and Zh , and Wh backgrounds, but found them to be negligible.

We use a cut-based analysis. We require exactly four jets, all b -tagged. While the b -tagging efficiency is low, we find that all four b -tags are necessary to sufficiently reduce the light jet backgrounds. Since we have more than two b quarks in the final state, care must be taken in reconstructing the parent Higgs bosons. We identify the decay products of the light Higgs by minimizing $|M_{b_i, b_j} - m_h|$ over all possible pairs b_i, b_j ; we label the resulting pair as b_1^h and b_2^h . The remaining two b quarks are taken to reconstruct the heavy Higgs, and are labeled b_1^H and b_2^H . After identifying the b quarks, we apply the following cuts:

$$M(b_1^H b_2^H) > 100 \text{ GeV} \quad (69)$$

$$|M(b_1^h b_2^h) - m_h| < 12.5 \text{ GeV} \quad (70)$$

$$\Delta R(b_1^h, b_2^h) < 1 \quad (71)$$

$$\Delta R(b_1^H, b_2^H) < 1.5 \quad (72)$$

$$|M(b_1^H b_2^H) - M_H| < 15 \text{ GeV}. \quad (73)$$

The ΔR cuts help isolate the signal from background. The light Higgs recoils against the heavy Higgs, so the two tend to have large p_T and be well-separated in the $\phi - \eta$ plane. Since $M_H > m_h \gg m_b$, the Higgs decay products tend to be cluster, especially for the light Higgs. Therefore the ΔR distributions will be peaked at small values. Furthermore, the ΔR cuts also improve the reconstruction of M_H by ensuring the b quarks have been correctly paired. In Fig. 12, we show the normalized ΔR distributions for both pair of b quarks for $M_H = 300$ GeV, $\tan\beta = 2$, and $\cos(\beta - \alpha) = 0.1$ before cuts. In Fig. 13, we show the invariant mass distribution for the reconstructed heavy Higgs after the ΔR cuts for the same benchmark point.

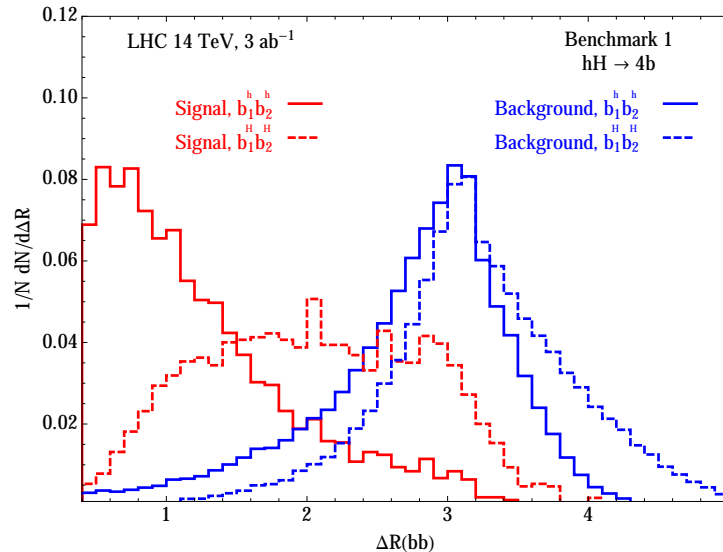


Figure 12: The normalized ΔR distributions for the reconstructed light Higgs bb pair (solid curves) and heavy Higgs bb pair (dashed curves) are shown. The signal distributions for Benchmark 1 ($M_H = 300$ GeV, $\tan\beta = 2$, and $\cos(\beta - \alpha) = 0.1$) are shown in red, while the background is shown in blue. The signal events tend towards smaller values of ΔR , indicating that the Higgs bosons (especially the h) are boosted.

The expected LHC significance for $\mathcal{L} = 3 \text{ ab}^{-1}$ is shown in purple in Fig. 11. The $4b$ channel is slightly stronger than the $b\bar{b}\gamma\gamma$ channel. As in the $b\bar{b}\gamma\gamma$ channel, the reach at large $\tan\beta$ is good due to the high $BF(H \rightarrow b\bar{b})$ in that region.

5.3 The $hH \rightarrow ZZb\bar{b}$ channel

A complementary channel in the low-mass region is $H \rightarrow ZZ \rightarrow 4\ell$, $h \rightarrow b\bar{b}$. The only significant background is

$$pp \rightarrow t\bar{t}Z, \quad (74)$$

with the tops decaying leptonically. The potential ZZh , $ZZjj$ and WWZ backgrounds are negligible. There are also contributions to the signal from $h \rightarrow ZZ^*$, $H \rightarrow b\bar{b}$, but they are subdominant except for a small region with $M_H \lesssim 200 \text{ GeV}$, $\cos(\beta - \alpha) \lesssim 0.02$ and $\tan\beta \gtrsim 5$. Furthermore,

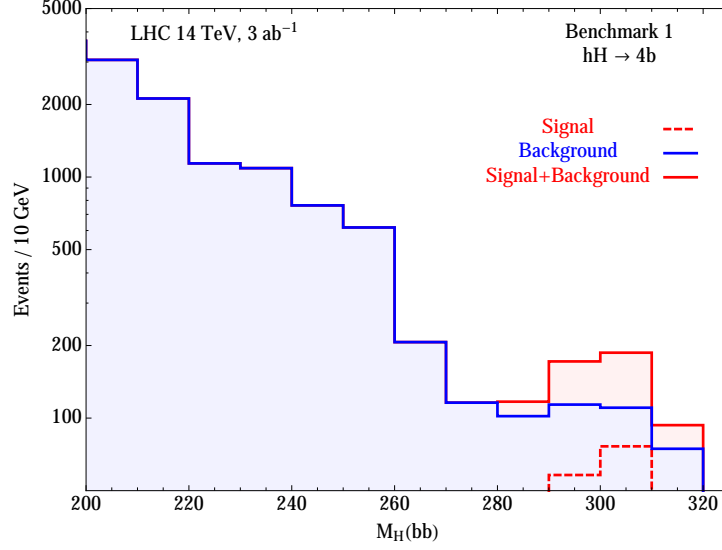


Figure 13: The invariant mass of the heavier bb pair in the $4b$ channel after the cuts on M_h and ΔR is shown. Signal (red) is shown for Benchmark 1 ($M_H = 300$ GeV, $\tan \beta = 2$, and $\cos(\beta - \alpha) = 0.1$). The background distribution (blue) drops off quickly with $M(bb)$, which leaves the resonance at M_H clearly discernible.

the resonant peaks in $M_{b\bar{b}}$ and $M_{4\ell}$ are well-separated between the two cases, so there is little interference.

We require four leptons and two b -tags in our final state, then use the MVA to isolate the signal from the background. Our MVA variables are

$$\mathcal{O} = \{M_{4\ell}, M_{b\bar{b}}, p_T(b\bar{b}), \Delta R_{b\bar{b}}, \cancel{E}_T\}. \quad (75)$$

The missing transverse energy variable is particularly important in this case, since $t\bar{t}Z$ has the same visible particle content as $ZZb\bar{b}$, but with missing energy from the $W \rightarrow \ell\nu$ decays. This channel is promising for moderate values of M_H , especially for larger $\cos(\beta - \alpha)$. The LHC 3 ab^{-1} significance is shown in brown in Fig. 11.

5.4 The $hH \rightarrow hhh \rightarrow 4b\gamma\gamma$ channel

The $4b\gamma\gamma$ backgrounds are fairly small. The relevant backgrounds are

$$pp \rightarrow 4b\gamma\gamma \quad (76)$$

$$pp \rightarrow b\bar{b}jj\gamma\gamma. \quad (77)$$

Backgrounds with higher light jet multiplicities are negligible due to the small $j \rightarrow \gamma$ and $j \rightarrow b$ fake rates.

Our initial selection requires exactly four b -tagged jets and two photons. The diphoton invariant mass must satisfy

$$|M_{\gamma\gamma} - m_h| < 5 \text{ GeV}. \quad (78)$$

This cut is sufficient to optimize the cut-based significance, reducing the background to only ~ 2 events for 3 ab^{-1} . However, we can better reconstruct the heavy Higgs mass with an additional cut. First we pair the b quarks by minimizing $|M_{b_i, b_j} - M_h|$ over all possible pairs b_i, b_j , as in the $4b$ final state. We denote the three reconstructed light Higgs bosons as $(h_\gamma, h_{b1}, h_{b2})$, where $|M(h_{b1}) - M_h| < |M(h_{b2}) - M_h|$. If we compute $\Delta R(h_i, h_j)$ for each of the reconstructed light Higgs bosons, we find that the distribution is peaked at low ΔR and near $\Delta R \approx \pi$. This corresponds to two light Higgs bosons from the H decay being clustered together and the other h recoiling against the $H \rightarrow hh$ system. We therefore require that exactly one pair (h_i, h_j) satisfy

$$\Delta R(h_i, h_j) < 1.5, \quad (79)$$

and use that pair to reconstruct the heavy Higgs.

The expected LHC significance for $\mathcal{L} = 3 \text{ ab}^{-1}$ is shown in green in Fig. 11. Unsurprisingly, the significance contours run parallel those found for the $H \rightarrow hh$ resonant case.

5.5 The $hH \rightarrow b\bar{b}t\bar{t}$ channel

To explore the $M_H \gtrsim 2m_t$ region, we consider the $b\bar{b}t\bar{t}$ final state. The irreducible backgrounds include:

$$pp \rightarrow b\bar{b}t\bar{t} \quad (80)$$

$$pp \rightarrow ht\bar{t} \rightarrow b\bar{b}t\bar{t} \quad (81)$$

$$pp \rightarrow Zt\bar{t} \rightarrow b\bar{b}t\bar{t}. \quad (82)$$

We also include the reducible background $pp \rightarrow jjt\bar{t}$.

We require four b -tags in our final state. At least one of the top quarks must decay via $t \rightarrow bW \rightarrow b\ell\nu$. We allow the other top to decay to bjj or $b\ell\nu$. Thus our final state must include either $4j + 2\ell + \cancel{E}_T$ or $6j + \ell + \cancel{E}_T$. As above, we reconstruct the light Higgs by minimizing $|M_{b_i, b_j} - m_h|$ and requiring that this pair of b quarks satisfies

$$|M(b_1^h b_2^h) - m_h| < 12.5 \text{ GeV} \quad (83)$$

and

$$\Delta R(b_1^h b_2^h) < 1.0. \quad (84)$$

The other two b quarks are assumed to come from top decays. The $\Delta R(b_1^h b_2^h)$ is very peaked in this channel, since H must be heavy to allow for $t\bar{t}$ decays. This leads to a more boosted light Higgs than in the previous channels, and therefore more closely clustered b quarks.

In the one-lepton channel, we apply additional cuts. We can reconstruct the tops by minimizing $|M(b_i jj) - m_t|$ over the remaining two b quarks. Let $M(t_h) = M(bjj)$ and $M_T(t_l) = M_T(b\ell\cancel{E}_T)$. Then we require

$$|M(t_h) - m_t| < 20 \text{ GeV} \quad (85)$$

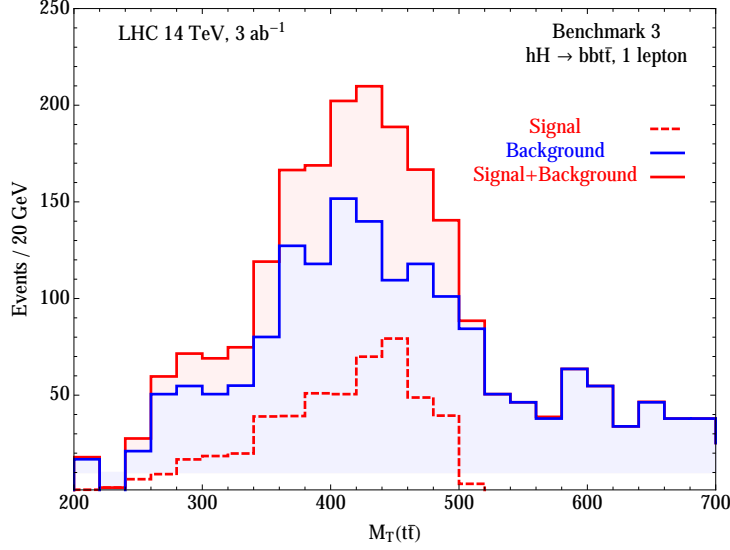


Figure 14: The transverse mass of the top quark pair in the $t\bar{t}b\bar{b}$ with one lepton channel. The signal (red) is shown for Benchmark 3 ($\cos(\beta - \alpha) = 0.02$, $\tan\beta = 1$, and $M_H = 500$ GeV). The signal drops off sharply above M_H , while the background (blue) decreases more gradually.

and

$$M_T(t_l) < m_t. \quad (86)$$

Finally, we define a signal region that varies with M_H :

$$M_H - 200\text{GeV} < M_T(t_h t_l) < M_H - 10\text{GeV}. \quad (87)$$

In Fig. 14, we show the transverse mass of the top quark pair after cuts for $\cos(\beta - \alpha) = 0.02$, $\tan\beta = 1$, and $M_H = 500$ GeV. The one-lepton channel is stronger than the two-lepton channel due to the relatively small branching fraction for $W \rightarrow \ell\nu$. The expected LHC significances for $\mathcal{L} = 3 \text{ ab}^{-1}$ are shown in red and orange in Fig. 11. The reach decreases slowly with M_H , and it should be possible to probe above $M_H = 1$ TeV for $\tan\beta < 2$ at the LHC.

6 Conclusions

We have investigated two types of Higgs pair production within the CP-conserving Type-II 2HDM: the resonant production of an hh pair, and the associated production of an hH pair. We included theoretical constraints from requiring perturbative unitarity and a bounded scalar potential, as well as LHC constraints from the direct heavy Higgs search and the $X \rightarrow hh$ search. We have made the simplifying assumptions that $M_H = M_{H\pm} = M_A$, and $M = 0.8M_H$ and have presented our results in terms of the remaining free parameters: M_H , $\tan\beta$, and $\cos(\beta - \alpha)$.

For the resonant case of $pp \rightarrow H \rightarrow hh$, the reach in the $b\bar{b}\gamma\gamma$ channel for 30 fb^{-1} at LHC14 is comparable to the current limits on $X \rightarrow hh$, as expected. With 3 ab^{-1} , the coverage extends

to $\tan\beta \approx 2$ and $M_H \approx 350$ GeV near the decoupling limit. For large $\tan\beta$, the reach improves so that a majority of the theoretically allowed region above $M_H = 2m_h$ may be probed. This is because the $H \rightarrow hh$ rate is governed by the λ^{hhH} coupling, which behaves as $\cos(\beta - \alpha)$ to leading order and is suppressed in the decoupling limit.

The associated production case, $pp \rightarrow hH$, offers a variety of interesting channels to explore. Near the decoupling limit, the LHC14 reach is excellent due to the non-decoupling nature of the λ^{hhH} scalar coupling. Due to the potentially large mass difference between light and heavy Higgs states, the h is often boosted when $M_H \gg m_h$, resulting in decay products which have small separation. This is contrary to the common backgrounds, which contain more dispersed jets and leptons, resulting in a quite clean differentiation between signal from background. In the low mass region, $M_H < 2m_h \simeq 250$ GeV, the $H \rightarrow bb, h \rightarrow b\bar{b}/\gamma\gamma$ channels cover the entire allowed range of $\tan\beta$. The $Hh \rightarrow t\bar{t}b\bar{b}$ channels cover the high mass region, $M_H > 2m_t \simeq 350$ GeV. For larger values of $\cos(\beta - \alpha)$, the sensitivity in these channels decreases due to the increased $\text{BF}(H \rightarrow WW/ZZ)$, when kinematically allowed. However, $H \rightarrow ZZ$ and $H \rightarrow hh$ improve the reach in this region.

In our analysis, we selected three benchmark points that illustrate the discovery potential for different channels, which were presented in Table 1. Point A, for which $M_H = 300$ GeV, $\tan\beta = 2$, and $\cos(\beta - \alpha) = 0.1$, demonstrated the viability of the $H \rightarrow hh \rightarrow b\bar{b}\gamma\gamma$ channel due to the large $\text{BF}(H \rightarrow hh)$. A secondary channel that is viable is the $Hh \rightarrow b\bar{b}b\bar{b}$ mode. Point B, for which $M_H = 300$ GeV, $\tan\beta = 1$, and $\cos(\beta - \alpha) = 0.02$, highlighted the $hh/hH \rightarrow b\bar{b}\gamma\gamma$ and $b\bar{b}b\bar{b}$ channels. The large $\text{BF}(H \rightarrow b\bar{b})$ provides a sizable rate to the $b\bar{b}\gamma\gamma$ and $b\bar{b}b\bar{b}$ final states. The $hh \rightarrow b\bar{b}\gamma\gamma$ channel has high significance due to the large production cross section of $pp \rightarrow hh$. Point C, for which $M_H = 500$ GeV, $\tan\beta = 1$, and $\cos(\beta - \alpha) = 0.02$, highlighted the $hH \rightarrow t\bar{t}b\bar{b}$ channel. In this case, $\text{BF}(H \rightarrow t\bar{t})$ is large, allowing a sizable rate for the final state. We present the statistical significance for these points at LHC14 with 3 ab^{-1} of integrated luminosity in Table 3.

Ultimately, the results of our analysis demonstrate that there is a large region of the CP-conserving Type-II 2HDM parameter space that is currently unconstrained, but should be testable by the LHC 14 TeV run. Resonant production of hh pairs and associated production of hH pairs are orthogonal probes of the 2HDM scalar potential. By considering both production modes, along with the continuum production of hh pairs, the LHC should be able to measure the three triscalar couplings (λ^{hhh} , λ^{hhH} , λ^{hHH}). These coupling measurements can then be checked for consistency with a given model in order to illuminate the structure of the underlying scalar sector.

7 Acknowledgements

V. B, L. L. E, A. P. and G. S. are supported by the U. S. Department of Energy under the contract DE-FG-02-95ER40896.

	A: $M_H = 300 \text{ GeV},$ $t_\beta = 2, c_{\beta-\alpha} = 0.1$	B: $M_H = 300 \text{ GeV},$ $t_\beta = 1, c_{\beta-\alpha} = 0.02$	C: $M_H = 500 \text{ GeV},$ $t_\beta = 1, c_{\beta-\alpha} = 0.02$
$\lambda^{hhh}/\lambda_{SM}^{hhh}$	0.946	0.998	0.992
$\lambda^{hhH} \text{ (GeV)}$	40.8	8.87	29.2
$\lambda^{hHH} \text{ (GeV)}$	310	327	795
y_t^H	-0.40	-0.98	-0.98
$\sigma(pp \rightarrow hh) \text{ (fb)}$	340	810	37
$\sigma(pp \rightarrow hH) \text{ (fb)}$	7.7	44	26
$BF(H \rightarrow hh)$	18%	7.6%	0.1%
$BF(H \rightarrow tt)$	0.0%	0.0%	99%
$BF(H \rightarrow bb)$	34%	74%	0.2%
$BF(H \rightarrow ZZ + WW)$	49%	18%	0.2%
$\mathcal{S}(H \rightarrow hh)$	22	55	2.4
$\mathcal{S}(Hh \rightarrow 3h \rightarrow b\bar{b}b\bar{b}\gamma\gamma)$	0.38	1.2	0.0
$\mathcal{S}(Hh \rightarrow b\bar{b}\gamma\gamma)$	2.5	14	0.0
$\mathcal{S}(Hh \rightarrow b\bar{b}b\bar{b})$	8.2	68	0.0
$\mathcal{S}(Hh \rightarrow t_\ell t_\ell b\bar{b})$	0.0	0.0	16
$\mathcal{S}(Hh \rightarrow t_\ell t_\ell b\bar{b})$	0.0	0.0	5.6
$\mathcal{S}(Hh \rightarrow ZZb\bar{b})$	0.62	0.48	0.0

Table 3: The three benchmark points chosen to help elucidate the most viable channels as in Table 1, but with the expected statistical significance for LHC14 with 3 ab^{-1} of integrated luminosity.

A Heavy Higgs Branching Fractions

We calculate the branching fractions of the Heavy Higgs via the expected SM-like partial widths

$$\Gamma_{H \rightarrow VV} = \cos(\beta - \alpha)^2 \Gamma_{H \rightarrow VV}^{\text{SM}}, \quad (88)$$

$$\Gamma_{H \rightarrow b\bar{b}} = (y_t^H / y_t^{h_{\text{SM}}})^2 \Gamma_{H \rightarrow b\bar{b}}^{\text{SM}}, \quad (89)$$

$$\Gamma_{H \rightarrow t\bar{t}} = (y_b^H / y_b^{h_{\text{SM}}})^2 \Gamma_{H \rightarrow t\bar{t}}^{\text{SM}}, \quad (90)$$

$$\Gamma_{H \rightarrow \tau^+ \tau^-} = (y_\tau^H / y_\tau^{h_{\text{SM}}})^2 \Gamma_{H \rightarrow \tau^+ \tau^-}^{\text{SM}}. \quad (91)$$

where Γ^{SM} indicates the SM-like partial width with $M_{h_{\text{SM}}} = M_H$. For these calculations, we neglect the partial decays to $\gamma\gamma$ and gg and light quarks as they're negligible for the cases we consider. We calculate the SM-like Higgs partial widths with the HDECAY package [86]. The heavy Higgs partial width to the SM-like Higgs boson at $m_h = 125 \text{ GeV}$ is given by

$$\Gamma_{H \rightarrow hh} = \frac{(\lambda^{hhH})^2}{32\pi M_H} \sqrt{1 - \frac{4m_h^2}{M_H^2}}. \quad (92)$$

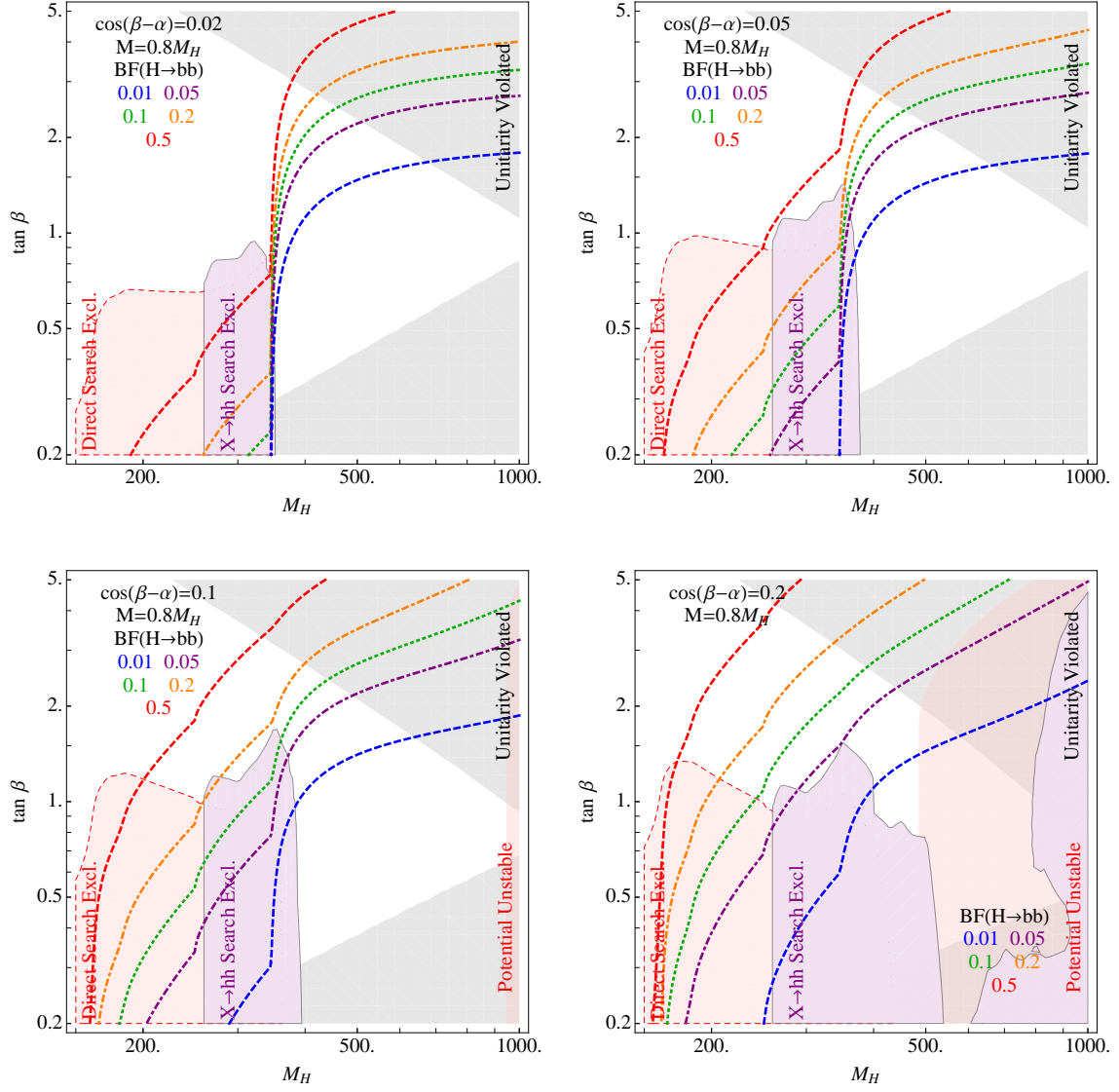


Figure 15: Contours of $BF(H \rightarrow b\bar{b})$ in the plane of $\tan \beta$ and M_H for selected values of $\cos(\beta - \alpha)$. Additional experimental and theoretical constraints are shown as in Fig. 5.

The total Higgs boson width is calculated according to the sum of the respective partial widths

$$\Gamma_H = \Gamma_{H \rightarrow VV} + \Gamma_{H \rightarrow b\bar{b}} + \Gamma_{H \rightarrow t\bar{t}} + \Gamma_{H \rightarrow \tau^+\tau^-} + \Gamma_{H \rightarrow hh}, \quad (93)$$

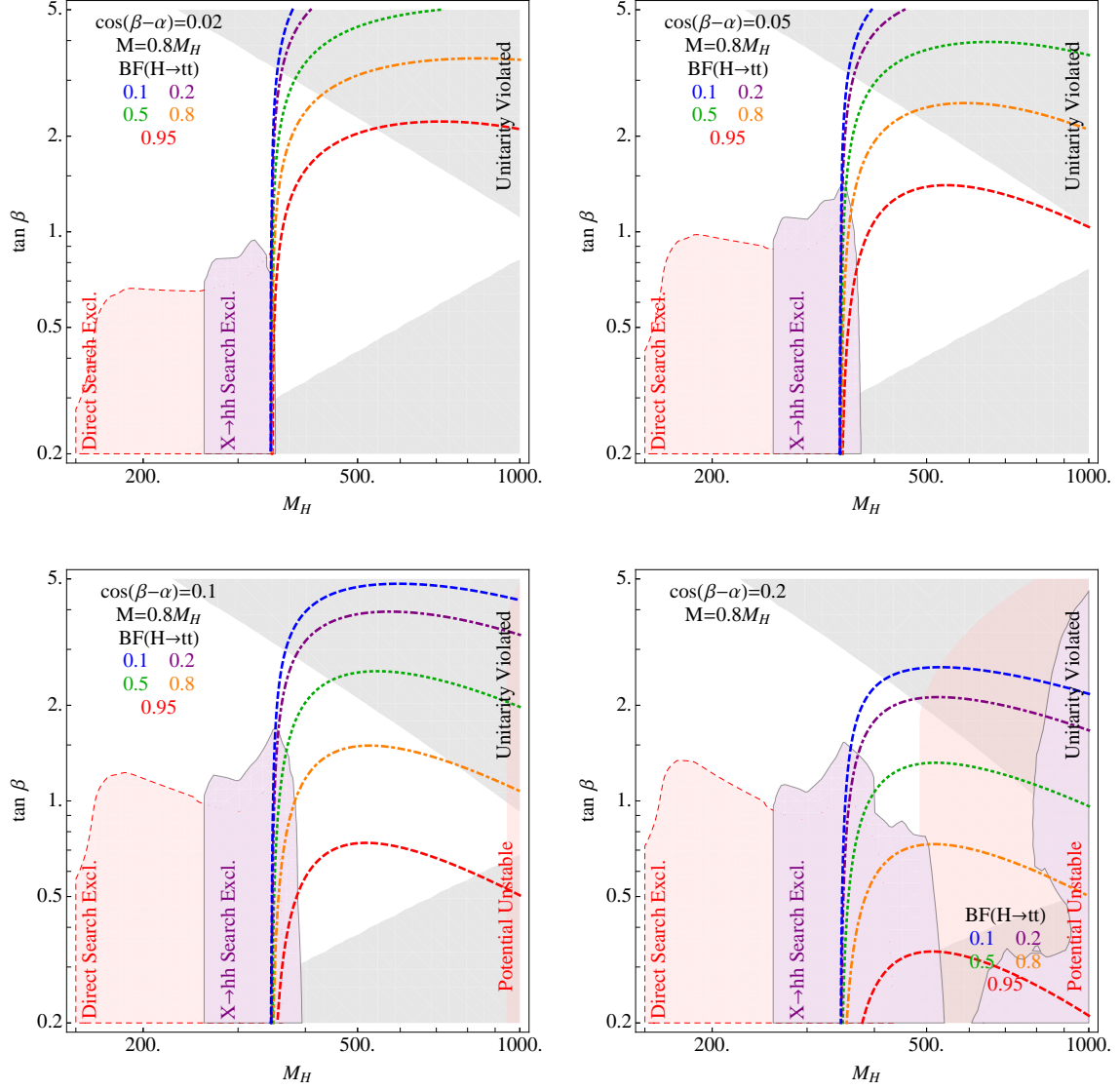


Figure 16: Contours of $BF(H \rightarrow t\bar{t})$ in the plane of $\tan\beta$ and M_H for selected values of $\cos(\beta - \alpha)$. Additional experimental and theoretical constraints are shown as in Fig. 5.

leading to the branching fractions that are calculated in the usual way

$$BF(H \rightarrow X\bar{X}) = \frac{\Gamma_{H \rightarrow XX}}{\Gamma_H}, \quad (94)$$

where $XX = VV, b\bar{b}, t\bar{t}, \tau^+\tau^-$ and hh . We list in Figs. 15, 16, and 17 the contours of branching fractions in the selected parameter planes for $b\bar{b}, t\bar{t}$ and VV , respectively. The branching fraction

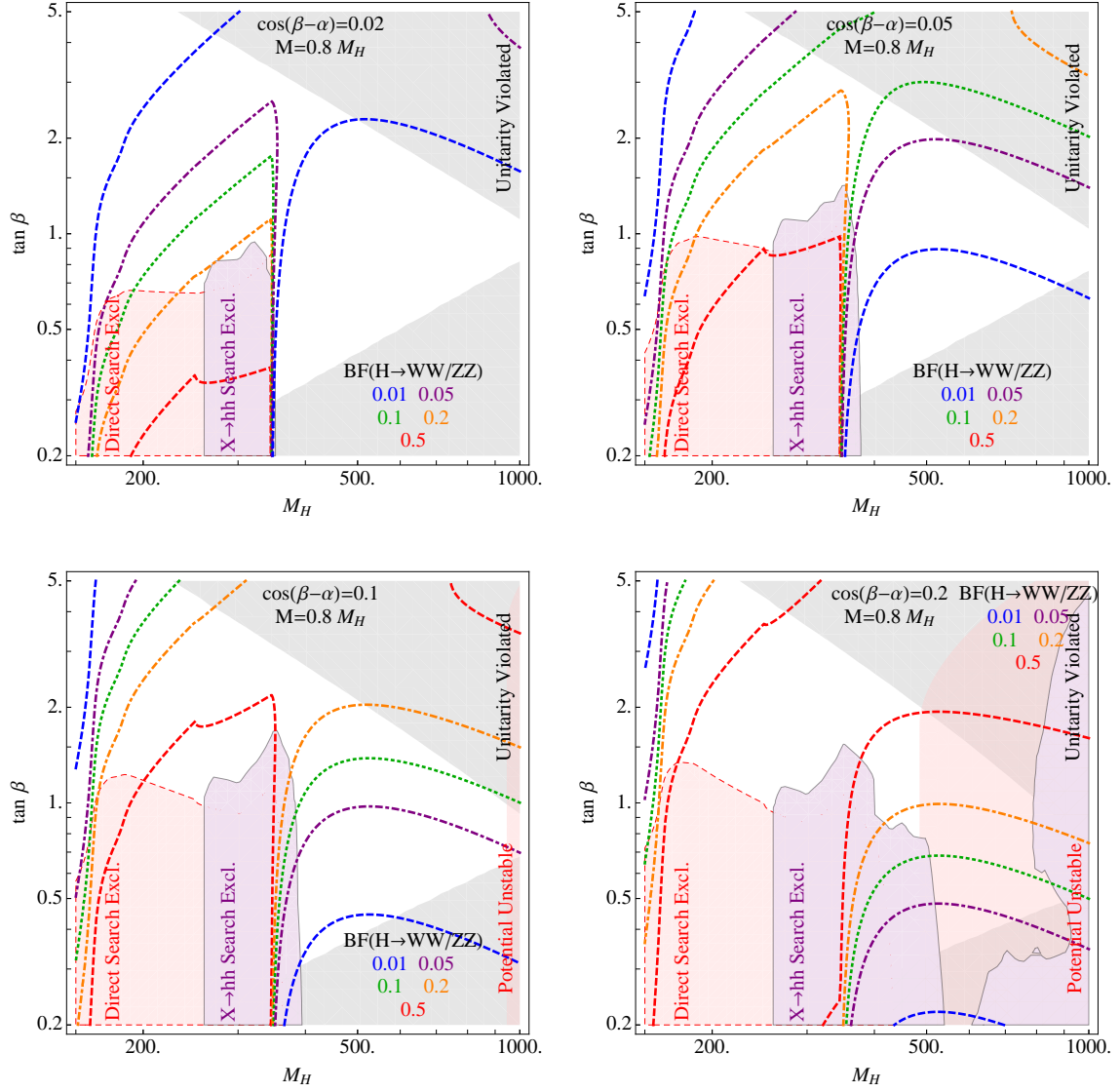


Figure 17: Contours of $BF(H \rightarrow WW^{(*)}/ZZ^{(*)})$ in the plane of $\tan \beta$ and M_H for selected values of $\cos(\beta - \alpha)$. Additional experimental and theoretical constraints are shown as in Fig. 5.

to hh is shown in Fig. 6 in Section 2.2.

References

- [1] G. Aad *et al.* [ATLAS Collaboration], Phys. Lett. B **716**, 1 (2012) [arXiv:1207.7214 [hep-ex]].

- [2] S. Chatrchyan *et al.* [CMS Collaboration], Phys. Lett. B **716**, 30 (2012) [arXiv:1207.7235 [hep-ex]].
- [3] The ATLAS collaboration, ATLAS-CONF-2014-009.
- [4] [CMS Collaboration], CMS-PAS-HIG-13-005.
- [5] G. Aad *et al.* [ATLAS Collaboration], Phys. Lett. B **726**, 88 (2013) [arXiv:1307.1427 [hep-ex]].
- [6] S. Dawson, A. Gritsan, H. Logan, J. Qian, C. Tully, R. Van Kooten, A. Ajaib and A. Anastassov *et al.*, arXiv:1310.8361 [hep-ex].
- [7] J. F. Gunion, H. E. Haber, G. L. Kane and S. Dawson, Front. Phys. **80**, 1 (2000); J. F. Gunion, H. E. Haber, G. L. Kane and S. Dawson, hep-ph/9302272.
- [8] G. C. Branco *et al.*, Phys. Rept. **516**, 1 (2012) [arXiv:1106.0034 [hep-ph]].
- [9] J. F. Gunion and H. E. Haber, Phys. Rev. D **67**, 075019 (2003) [hep-ph/0207010].
- [10] U. Baur, T. Plehn and D. L. Rainwater, Phys. Rev. Lett. **89**, 151801 (2002) [hep-ph/0206024].
- [11] U. Baur, T. Plehn and D. L. Rainwater, Phys. Rev. D **67**, 033003 (2003) [hep-ph/0211224].
- [12] U. Baur, T. Plehn and D. L. Rainwater, Phys. Rev. D **68**, 033001 (2003) [hep-ph/0304015].
- [13] U. Baur, T. Plehn and D. L. Rainwater, Phys. Rev. D **69**, 053004 (2004) [hep-ph/0310056].
- [14] T. D. Lee, Phys. Rev. D **8**, 1226 (1973).
- [15] P. Fayet, Nucl. Phys. B **78**, 14 (1974).
- [16] R. D. Peccei and H. R. Quinn, Phys. Rev. Lett. **38**, 1440 (1977).
- [17] P. Fayet and S. Ferrara, Phys. Rept. **32**, 249 (1977).
- [18] M. S. Carena and H. E. Haber, Prog. Part. Nucl. Phys. **50**, 63 (2003) [hep-ph/0208209].
- [19] R. Contino, M. Ghezzi, M. Moretti, G. Panico, F. Piccinini and A. Wulzer, JHEP **1208**, 154 (2012) [arXiv:1205.5444 [hep-ph]].
- [20] C. -R. Chen and I. Low, arXiv:1405.7040 [hep-ph].
- [21] C. O. Dib, R. Rosenfeld and A. Zerwekh, JHEP **0605**, 074 (2006) [hep-ph/0509179].
- [22] L. Wang, W. Wang, J. M. Yang and H. Zhang, Phys. Rev. D **76**, 017702 (2007) [arXiv:0705.3392 [hep-ph]].
- [23] L. Wang and J. M. Yang, Phys. Rev. D **77**, 015020 (2008) [arXiv:0710.5038 [hep-ph]].
- [24] X. -F. Han, L. Wang and J. M. Yang, Nucl. Phys. B **825**, 222 (2010) [arXiv:0908.1827 [hep-ph]].
- [25] M. Gillioz, R. Grober, C. Grojean, M. Muhlleitner and E. Salvioni, JHEP **1210**, 004 (2012) [arXiv:1206.7120 [hep-ph]].
- [26] R. Grober and M. Muhlleitner, JHEP **1106**, 020 (2011) [arXiv:1012.1562 [hep-ph]].
- [27] E. Asakawa, D. Harada, S. Kanemura, Y. Okada and K. Tsumura, Phys. Rev. D **82**, 115002 (2010) [arXiv:1009.4670 [hep-ph]].

- [28] S. Dawson, C. Kao and Y. Wang, Phys. Rev. D **77**, 113005 (2008) [arXiv:0710.4331 [hep-ph]].
- [29] S. Dawson, E. Furlan and I. Lewis, Phys. Rev. D **87**, 014007 (2013) [arXiv:1210.6663 [hep-ph]].
- [30] G. D. Kribs and A. Martin, Phys. Rev. D **86**, 095023 (2012) [arXiv:1207.4496 [hep-ph]].
- [31] M. J. Dolan, C. Englert and M. Spannowsky, JHEP **1210**, 112 (2012) [arXiv:1206.5001 [hep-ph]].
- [32] M. J. Dolan, C. Englert and M. Spannowsky, Phys. Rev. D **87**, no. 5, 055002 (2013) [arXiv:1210.8166 [hep-ph]].
- [33] J. Liu, X. -P. Wang and S. -h. Zhu, arXiv:1310.3634 [hep-ph].
- [34] J. Cao, Z. Heng, L. Shang, P. Wan and J. M. Yang, JHEP **1304**, 134 (2013) [arXiv:1301.6437 [hep-ph]].
- [35] U. Ellwanger, JHEP **1308**, 077 (2013) [arXiv:1306.5541, arXiv:1306.5541 [hep-ph]].
- [36] C. Han, X. Ji, L. Wu, P. Wu and J. M. Yang, JHEP **1404**, 003 (2014) [arXiv:1307.3790 [hep-ph]].
- [37] A. Arhrib, hep-ph/0012353.
- [38] M. Maniatis, A. von Manteuffel, O. Nachtmann and F. Nagel, Eur. Phys. J. C **48**, 805 (2006) [hep-ph/0605184].
- [39] V. Barger, L. L. Everett, H. E. Logan and G. Shaughnessy, Phys. Rev. D **88**, 115003 (2013) [arXiv:1308.0052 [hep-ph]].
- [40] C. -Y. Chen, S. Dawson and M. Sher, Phys. Rev. D **88**, 015018 (2013) [arXiv:1305.1624 [hep-ph]].
- [41] N. Craig, J. Galloway and S. Thomas, arXiv:1305.2424 [hep-ph].
- [42] K. Cheung, J. S. Lee and P. -Y. Tseng, JHEP **1401**, 085 (2014) [arXiv:1310.3937 [hep-ph]].
- [43] B. Dumont, J. F. Gunion, Y. Jiang and S. Kraml, arXiv:1405.3584 [hep-ph].
- [44] H. E. Haber, G. L. Kane and T. Sterling, Nucl. Phys. B **161**, 493 (1979).
- [45] R. M. Barnett, G. Senjanovic, L. Wolfenstein and D. Wyler, Phys. Lett. B **136**, 191 (1984).
- [46] R. M. Barnett, G. Senjanovic and D. Wyler, Phys. Rev. D **30**, 1529 (1984).
- [47] Y. Grossman, Nucl. Phys. B **426**, 355 (1994) [hep-ph/9401311].
- [48] A. Pich and P. Tuzon, Phys. Rev. D **80**, 091702 (2009) [arXiv:0908.1554 [hep-ph]].
- [49] G. Cree and H. E. Logan, Phys. Rev. D **84**, 055021 (2011) [arXiv:1106.4039 [hep-ph]].
- [50] W. Altmannshofer, S. Gori and G. D. Kribs, Phys. Rev. D **86**, 115009 (2012) [arXiv:1210.2465 [hep-ph]].
- [51] Y. Bai, V. Barger, L. L. Everett and G. Shaughnessy, Phys. Rev. D **87**, no. 11, 115013 (2013) [arXiv:1210.4922 [hep-ph]].
- [52] W. Yao, arXiv:1308.6302 [hep-ph].

- [53] V. Barger, L. L. Everett, C. B. Jackson and G. Shaughnessy, Phys. Lett. B **728**, 433 (2014) [arXiv:1311.2931 [hep-ph]].
- [54] S. Chatrchyan *et al.* [CMS Collaboration], Eur. Phys. J. C **73**, 2469 (2013) [arXiv:1304.0213 [hep-ex]].
- [55] CMS Collaboration [CMS Collaboration], CMS-PAS-HIG-13-025.
- [56] CMS Collaboration [CMS Collaboration], CMS-PAS-HIG-13-032.
- [57] G. Aad *et al.* [ATLAS Collaboration], arXiv:1406.5053 [hep-ex].
- [58] M. Carena, I. Low, N. R. Shah and C. E. M. Wagner, JHEP **1404**, 015 (2014) [arXiv:1310.2248 [hep-ph]].
- [59] T. Plehn, M. Spira and P. M. Zerwas, Nucl. Phys. B **479**, 46 (1996) [Erratum-ibid. B **531**, 655 (1998)] [hep-ph/9603205].
- [60] O. J. P. Eboli, G. C. Marques, S. F. Novaes and A. A. Natale, Phys. Lett. B **197**, 269 (1987).
- [61] E. W. N. Glover and J. J. van der Bij, Nucl. Phys. B **309**, 282 (1988).
- [62] D. A. Dicus, C. Kao and S. S. D. Willenbrock, Phys. Lett. B **203**, 457 (1988).
- [63] B. Hespel, D. Lopez-Val and E. Vryonidou, arXiv:1407.0281 [hep-ph].
- [64] J. Alwall *et al.*, JHEP **1106**, 128 (2011)
- [65] S. Dawson, S. Dittmaier and M. Spira, Phys. Rev. D **58**, 115012 (1998)
- [66] S. Dittmaier *et al.* arXiv:1101.0593 [hep-ph].
- [67] D. Y. Shao, C. S. Li, H. T. Li and J. Wang, arXiv:1301.1245 [hep-ph].
- [68] D. de Florian and J. Mazzitelli, Phys. Lett. B **724**, 306 (2013)
- [69] F. Goertz, A. Papaefstathiou, L. L. Yang and J. Zurita, JHEP **1306**, 016 (2013)
- [70] D. de Florian and J. Mazzitelli, Phys. Rev. Lett. **111**, **201801** (2013) [Phys. Rev. Lett. **111**, 201801 (2013)] [arXiv:1309.6594 [hep-ph]].
- [71] V. Barger, L. L. Everett, C. B. Jackson, A. Peterson and G. Shaughnessy, arXiv:1408.0003 [hep-ph].
- [72] M. Moretti, S. Moretti, F. Piccinini, R. Pittau and A. D. Polosa, JHEP **0502**, 024 (2005) [hep-ph/0410334].
- [73] A. Arhrib, R. Benbrik, C. -H. Chen, R. Guedes and R. Santos, JHEP **0908**, 035 (2009) [arXiv:0906.0387 [hep-ph]].
- [74] B. Bhattacharjee and A. Choudhury, arXiv:1407.6866 [hep-ph].
- [75] J. Baglio, O. Eberhardt, U. Nierste and M. Wiebusch, Phys. Rev. D **90**, 015008 (2014) [arXiv:1403.1264 [hep-ph]].
- [76] J. Baglio, A. Djouadi, R. Groöber, M. M. Mühlleitner, J. Quevillon and M. Spira, JHEP **1304**, 151 (2013) [arXiv:1212.5581 [hep-ph]].

- [77] D. E. Ferreira de Lima, A. Papaefstathiou and M. Spannowsky, arXiv:1404.7139 [hep-ph].
- [78] N. Chen, C. Du, Y. Fang and L. -C. Lu, Phys. Rev. D **89**, 115006 (2014) [arXiv:1312.7212 [hep-ph]].
- [79] G. Aad *et al.* [ATLAS Collaboration], arXiv:0901.0512 [hep-ex].
- [80] ATLAS Collaboration, ATL-PHYS-PUB-2013-004
- [81] H. Baer, V. Barger, G. Shaughnessy, H. Summy and L. -t. Wang, Phys. Rev. D **75**, 095010 (2007) [hep-ph/0703289 [HEP-PH]].
- [82] R. J. Barlow, J. Comput. Phys. **72**, 202 (1987).
- [83] V. M. Abazov *et al.* [D0 Collaboration], Phys. Rev. D **78**, 012005 (2008) [arXiv:0803.0739 [hep-ex]].
- [84] V. Bartsch and G. Quast, CERN-CMS-NOTE-2005-004.
- [85] G. Aad *et al.* [ATLAS Collaboration], JHEP **1301**, 086 (2013) [arXiv:1211.1913 [hep-ex]].
- [86] A. Djouadi, J. Kalinowski and M. Spira, Comput. Phys. Commun. **108**, 56 (1998) [hep-ph/9704448].