

# SPLZ: An Efficient Algorithm for Single Source Shortest Path Problem Using Compression Method

Jingwei Sun · Guangzhong Sun

Received: date / Accepted: date

**Abstract** Efficient solution of the single source shortest path (SSSP) problem on road networks is an important requirement for numerous real-world applications. This paper introduces an algorithm for the SSSP problem using compression method. Owing to precomputing and storing all-pairs shortest path (APSP), the process of solving SSSP problem is a simple lookup of a little data from precomputed APSP and decompression. APSP without compression needs at least 1TB memory for a road network with one million vertices. Our algorithm can compress such an APSP into several GB, and ensure a good performance of decompression. In our experiment on a dataset about North-west USA (with 1.2 millions vertices), our method can achieve about three orders of magnitude faster than Dijkstra algorithm based on binary heap.

**Keywords** Shortest Path · Compression · Road network

---

Jingwei Sun  
School of Computer Science and Technology, University of Science and Technology of China  
E-mail: sunjw@mail.ustc.edu.cn

Guangzhong Sun  
School of Computer Science and Technology, University of Science and Technology of China  
E-mail: gzsun@ustc.edu.cn

## 1 Introduction

The single source shortest path (SSSP) problem is a classic algorithm problem, and is also a model for numerous real-world applications, such as navigation, facilities location, logistics planning. Generally, given a graph  $G = (V, E)$ , and a source vertex  $s$ , the goal of SSSP problem is to find the shortest paths from  $s$  to all other vertices in the graph.

Effective precomputation plays an important role of many efficient algorithms of SSSP problem. This kind of algorithms contains two phases: precomputing some supporting information offline, and computing the final results online. A straightforward precomputation method is precomputing all-pair shortest path (APSP) and storing it in memory. Then the time complexity of SSSP problem online is  $O(\|V\|)$  for a simple lookup and output. However, space consumption for raw data of APSP needs at least  $O(\|V\|^2)$ . There is no sufficient memory to run this algorithm on an ordinary machine for a large-scale graph. For example, a graph with one million vertices needs at least 1 TB memory. It is an extreme situation that we only record the shortest path tree. An APSP includes  $O(\|V\|)$  trees, and each tree needs  $O(\|V\|)$  bytes to record the parent of every vertex. In road networks, the degree of a vertex is lower than 255, so recording the parent of a vertex needs 1 byte. At this situation, the APSP of one million vertices takes about 1TB.

In this paper, we propose a compression method to reduce the space cost of precomputation effectively, and ensure a linear time complexity for decompressing. We call our method shortest path with Lempel Ziv (SPLZ), which means it is a modification of LZ77[33] algorithm. However, the offline time complexity is  $O(\|V\|^2)$ , so SPLZ is not very suitable to work on a continental-sized graph, for example, the Europe road network with 18 million vertices. The number of vertices of our experiment road networks is from 300,000 to 1,200,000. Though they are not continental-sized, they may still be representations of large-scale road network in real-world applications. SPLZ could work well at this scale.

In one of our experiment on road network of Northwest USA (about 1.2 million vertices), SPLZ can compress the APSP of this graph (about 1.4 TB) into several GB. It is affordable for a high-end PC or an ordinary workstation. If memory is insufficient, we can store the compressed APSP into extended memory. Our experiments show that using extended memory can still achieve a good performance of decompressing.

There are three main contributions of our paper:

- We design an effective compression scheme for storing APSP data. With this method, we can take full advantages of information generated by precomputation. When memory is not enough, we can store the compressed APSP into extended memory and still keep a good performance of decompression.
- We develop a fast algorithm named SPLZ to solve SSSP problem. Our algorithm on single core can achieve about three orders of magnitude faster than Dijkstra algorithm based on binary heap. This performance is about

two to three times as much as the time cost of copying an array of length  $\|V\|$  using standard C library function `memcpy()`.

- SPLZ is simple to be implemented. SPLZ does not use complex data structures and elaborate skills. In the offline phase, SPLZ uses Dijkstra (or PHAST) and LZ77 with a little modification. In the online phase, the operation of SPLZ for solving SSSP is copying an array of length  $O(\|V\|)$ .

The remainder of this paper is organized as follows: Section 2 describes related works. Section 3 introduces the basic idea of SPLZ. Section 4 details the implement of SPLZ. Section 5 reports the experimental results. Conclusion is made in Section 6.

## 2 Related works

SSSP problem has been widely researched. Dijkstra[18] algorithm is the most classic method for SSSP problem. To improve the performance of Dijkstra, researchers have adopted numerous type of priority queue. It has a series of modification like DIKB[17], DIKBD[11], DIKH[13], DIKR[3]. They are also called label setting algorithm. Another classic algorithm for SSSP problem is Bellman-Ford[7]. It is classified to another type of algorithm called label correcting algorithm. Besides Bellman-Ford, label correcting algorithm includes many others like PAPE[29], TWO-Q[28], THRESH[21], SLF[8]. They are based on different label correcting strategies. Both label setting algorithm and label correcting algorithm can be described by a unified framework[19]. These algorithms are designed for general purpose, so they do not have preprocess phase and other optimization skills for road network. These algorithms usually perform not so well for SSSP problem on large scale road network.

Some algorithms accelerate solving the SSSP problem with parallelism. The classic parallel algorithms for SSSP problem contain parallel asynchronous label correcting method[9] and  $\Delta$ -stepping[27]. Goldberg et al[12] pointed out that traditional parallel algorithm for SSSP problem usually do not take full advantages of modern CPU architecture, like multi-core, SSE.  $\Delta$ -stepping has less acceleration on large-scale road network[25]. In 2011, Delling and Goldberg et al developed PHAST[14], which is the fastest algorithm at present. PHAST makes full use of SSE, multi-core, and is elaborately designed to obtain a low cache missing. Its performance of GPU modification on large scale road network is up to three orders of magnitude faster than Dijkstra on a high-end CPU. Using PHAST instead of Dijkstra can reduce the time cost of offline phast of SPLZ. Parallel technique is also used in SPLZ to accelerate the offline precomputing phase.

Precomputing methods replace the time consumption online with time and space consumption offline. It is a efficient approach for solving shortest path problem on large-scale graph. Many high performance algorithm for point-to-point shortest path problem have a precomputing process, including Highway Hierarchies[30], Transit Node Routing[5], ALT[22] et al. In 2008, Geisberger

proposed Contraction Hierarchies[20] algorithm. It is not only a good algorithm for calculating the answer of shortest path, but also a efficient method for precomputing. Many outstanding algorithms like Transit Node Routing[4], PHAST and Hub-based labeling[1, 2] adopted it as precomputing method. Hub-based labeling is the state-of-the-art point-to-point shortest path algorithm. It takes more space than others to obtain the fastest online performance. Similarly, SPLZ precomputes much more information (the total APSP) than these algorithms, using more offline time and space consumption. Thus SPLZ can achieve high online performance.

Some algorithms have good performance online, but space consumption of precomputing is too huge to be loaded in memory. Compression methods are practical way to reduce the space consumption. SILC[31], PCPD[32], and CPD[10] use compression method to reduce space complexity of storing APSP. These methods are to solve point-to-point shortest path problem on spatial networks (graphs where each node is labeled with coordinates). They store APSP in the form of first move table. First move table can obtain high compression ratio by taking the advantage of path coherence[31]. Graph partitioning usually is used for reducing online space in some algorithms, like Arc-flag[23], PCD[15] and CRP[26]. But for SILC et al, graph partitioning is used for clustering similar data in APSP. SPLZ has a similar preprocess like SILC et al, but SPLZ is used for SSSP problem, not point-to-point, so SPLZ adopts different compression and decompression method. Detailed difference will be described in section 3.1.

### 3 Basic SPLZ

#### 3.1 Main idea

The main idea of SPLZ is to precompute APSP and then compress it for online lookup. In SPLZ, APSP is stored in the form of shortest path tree(SPT). Here SPT is an array of length  $\|V\|$ , which records the last move of the shortest path from a source vertex to all other vertices. For example, if we want to calculate the shortest path from vertex  $v$  to other vertices, we will present the result by  $SPT(v)$ , which is a tree with root  $v$ . If  $SPT(v)[u] = w$ , it means that the predecessor of vertex  $u$  along the shortest path from  $v$  to  $u$  is vertex  $w$ . Edge  $(w, u)$  is the last move from  $v$  to  $u$ , so SPT is also called last move table. Traditional algorithm for SSSP problem like Dijkstra usually present the result in the form of SPT too. If we store APSP straightforwardly, the space complexity is  $O(\|V\|^2)$ , for we need to store  $\|V\|$  SPTs.

Path coherence described in [31] reveals that “vertices contained in a coherent region share the first segment of their shortest path from a fixed vertex”. For last move, path coherence still makes sense with a bit change on description: vertices contained in a coherent region share the last segment of their shortest path to a fixed vertex. Strictly, path coherence only holds when the fixed vertex is sufficiently far away. In large-scale road network, there always

are numerous vertices which are sufficiently far away from each other, so path coherence holds in most cases. A related experiment is introduced in section 4.1 to show how frequently it holds. Path coherence implies that the data among multiple SPTs contain a large number of reduplicative sequences. This feature will lead to a high compression ratio with LZ-family algorithm.

SILC[31], PCPD[32], and CPD[10] adopt first move table. First move table has the similar feature like last move table, but it is suitable to solve point-to-point shortest path problem. When querying the shortest path from vertex  $s$  to vertex  $t$ , first move table can iteratively give the next vertex of the shortest path beginning from  $s$ . Our method is designed for SSSP problem, so the result is a tree, not a single path. A vertex in a tree may have several successors, thus the first move table, which is an array and can just store one successor of a vertex on a shortest path, cannot fit our requirement. If we persist in using first move table to record the tree, it need to be implement in the form of a data structure about tree, which is more expensive than an array. We use last move table. A vertex in a tree only have one predecessor, so last move table can be stored in the form of an array. That is also why many classical algorithms for SSSP problem, like Dijkstra, use last move table to record the shortest path tree. So SPLZ adopts last move table as the form of storage of result.

Generally, SPLZ contains 3 parts: (1)calculating the APSP, (2)compressing the APSP offline, (3)decompressing the APSP online. We adopt PHAST algorithm to calculating the APSP. Other existing methods, like Dijkstra, Bellman-Ford-Moore, are also feasible. Next we focus on the compressing and decompressing method of SPLZ, which is a variant of LZ77.

### 3.2 LZ77 algorithm

Let *data* be a string to be compressed, and  $i$  bytes has been compressed. *DICT\_SIZE* is the size of dictionary. The compression procedure of LZ77 is as Algorithm 1. LZ77 keeps the dictionary, *Dict*, sliding with  $i$  increases. *Longest\_match* looks for the longest common subsequence among *dict+uncompresseddata* (begins from *dict* and may extend into uncompressed data) and the prefix of uncompressed data, and then returns location and length of the common subsequence. Finally the compressed data is an array of (*location*, *length*) pairs.

---

**Algorithm 1** The compression procedure of LZ77

---

```

1: while ( $i \leq \text{len}(\text{data})$ ) do
2:    $\text{dict} = \text{data}[i - \text{DICT\_SIZE}..i]$ ;
3:   ( $\text{location}, \text{length}$ ) =  $\text{longest\_match}(\text{dict} + \text{data}[i..end], \text{prefix of data}[i..end])$ ;
4:    $\text{output}(\text{location}, \text{length})$ ;
5:    $i = i + \text{length}$ ;
6: end while
```

---

Let *compressed\_data* be an array of (*location*, *length*) pairs to be decompressed, and assume *i* bytes has been decompressed. The decompression procedure of LZ77 is as Algorithm 2. Decompression is much simpler than compression. It successively loads every (*location*, *length*) in compressed data, and then looks up and outputs the corresponding subsequence in *dict*. *dict* still needs to slide with *i*.

---

**Algorithm 2** The decompression procedure of LZ77

---

```

1: for all (location, length) in compressed_data do
2:   dict = decompressed_data[i - DICT.SIZE..i];
3:   output dict[location..location + length];
4:   i = i + length;
5: end for
```

---

LZ77 is a representation of regular compression methods without any domain knowledge. Decompression speed of LZ family algorithm is fast, but decompressing some particular data from compressed data is dependent on previous data because of the sliding of dictionary. Other common LZ-family methods, like what are used in gzip, zlib and 7z, do not have any superiority on retrieval speed compared with LZ77, because they need to not only look up the dictionary to convert (*location*, *length*) to original data and slice the dictionary, but also calculate some complex coding. Assuming that there are compressed data contains *n* SPTs, from which we hope to decompress a particular SPT, we need decompress  $\frac{n}{2}$  SPTs on average. This process results in a large amount of redundant operations.

### 3.3 Fixed-dictionary compression

To avoid redundant operations, we fix the dictionary. This means the dictionary is a fixed-size and fixed-location sequence in the front of the raw data. Data in the dictionary will not be compressed, to achieve a faster decompressing speed. These modification result in a lower compression ratio. We should point out that, SPLZ is not a compression algorithm for general situation, but an algorithm for solving SSSP problem.

Let *data* be a set of SPT, and *data*[0], the first SPT in *data*, be the dictionary. *Index*[*i*] is the starting position of *i*-th SPT in compressed data. In other words, *index*[*i* + 1] - *index*[*i*] is equal to the compressed length of *i*-th SPT. Let *len*(*compressed\_data*) be the total size of compressed data. Algorithm 3 describes the process of compressing. Firstly SPLZ loads the first SPT in *data* as the dictionary and outputs it without compression. Then SPLZ compresses remaining SPTs successively. For each SPT, SPLZ repeatedly finds the longest common subsequence among *dict* and the prefix of this SPT, and compresses, outputs and deletes the matched prefix, until this SPT is empty. There are many methods for finding the longest match [6], we use a simple implement

with a modification of KMP[24]. Algorithm 4 is the process of decompressing the  $m$ -th SPT. *dict* is not compressed so it can be loaded straightly. Next SPLZ locates the compressed  $m$ -th SPT in the compressed data stream using  $index[m]$  and  $index[m + 1]$ . For each  $(location, length)$  pair, we can look up the corresponding subsequence in *dict* to output the original data. The first line of Algorithm 3 and Algorithm 4 is just an assignment to a pointer, without copying any real data. In decompression process, the whole size of outputted data in line 4 is  $\|V\|$ .

---

**Algorithm 3** The compression procedure of SPLZ

---

```

1: dict=data[0];
2: output dict;
3: for all spt in data-data[0] do
4:   index[number of spt in data]=len(compressed_data);
5:   while (spt!=NULL) do
6:     (location,length)=longest_match(subsequence of dict, prefix of spt);
7:     output (location, length);
8:     spt=spt-matched prefix of spt;
9:   end while
10: end for

```

---



---

**Algorithm 4** The decompression procedure of SPLZ

---

```

1: dict=compressed_data[0..sizeof(SPT)];
2: for i=index[m] to index[m+1] do
3:   (location, length)=compressed_data[i];
4:   output dict[location..location+length];
5: end for

```

---

### 3.4 An example of SPLZ compression and decompression

Assume that there is a graph  $G$  as Figure 1 shows. After calculating shortest path tree for each vertex, we get six SPTs shown in Table 2. If  $SPT(V_i)[j] = k$ , it means the precursory vertex of  $V_j$  on the shortest path from  $V_i$  to  $V_j$  is  $V_k$ .

To obtain an effective compression, we convert Table 2 to another form. In Table 3,  $SPT(V_i)[j] = k$  means the precursory vertex of  $V_j$  on the shortest path from  $V_i$  to  $V_j$  is the  $k$ -th adjacent vertex of  $V_j$ . We define  $SPT(V_i)[i] = 0$ .

Then, for example, we select  $SPT(V_2)$  as the dictionary. Every SPT is compressed into an array of 2-tuple  $(location, length)$ . Note that sometimes a number in a SPT might not exist in the dictionary. For example, in Table 3,  $SPT(V_1)[2]=1$ , but “1” does not exist in the dictionary. At this situation, we set  $length=0$  and  $location$ =the number excluded in dictionary.

To make a simple illustration, here we assume that each 2-tuple needs two bytes. Therefore after compressing, the index array is: (0, 2, 8, 14, 20, 28, 38).

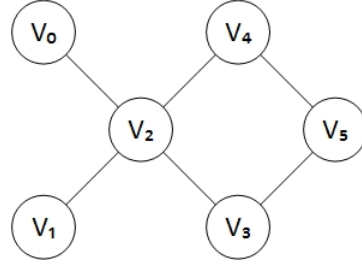


Fig. 1: Graph G

Vertex	Adjacent vertices of $V_i$			
$V_0$	$V_2$			
$V_1$	$V_2$			
$V_2$	$V_0$	$V_1$	$V_4$	$V_5$
$V_3$	$V_2$	$V_5$		
$V_4$	$V_2$	$V_5$		
$V_5$	$V_3$	$V_4$		

Table 1: The adjacency list of G

SPT	Elements of $SPT(V_i)$					
$SPT(V_0)$	-	2	0	2	2	3
$SPT(V_1)$	2	-	1	2	2	3
$SPT(V_2)$	2	2	-	2	2	3
$SPT(V_3)$	2	2	3	-	2	3
$SPT(V_4)$	2	2	4	2	-	4
$SPT(V_5)$	2	2	4	5	5	-

Table 2: SPT of each vertex

SPT	Elements of $SPT(V_i)$						After compressing
$SPT(V_0)$	0	0	0	0	0	0	(0,6)
$SPT(V_1)$	0	0	1	0	0	0	(0,2) (1,0) (0,3)
$SPT(V_2)$	0	0	0	0	0	0	dictionary
$SPT(V_3)$	0	0	2	0	0	0	(0,2) (2,0) (0,3)
$SPT(V_4)$	0	0	3	0	0	1	(0,2) (3,0) (0,2) (1,0)
$SPT(V_5)$	0	0	2	1	1	0	(0,2) (2,0) (1,0) (1,0) (0,1)

Table 3: SPT of each vertex after converting and compressing



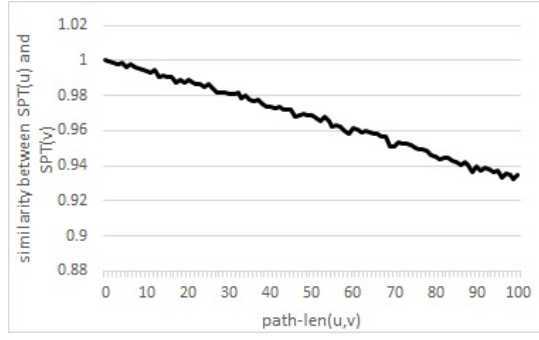


Fig. 2: Relation between similarity and path-len

The total length of output is 44 bytes, for the length of dictionary is 6 bytes and the length of compressed data is 38 bytes. The effectiveness of compression seems poor, because the scale of graph in our example is too small.

When solving a SSSP problem online, for example, calculating the  $SPT(V_1)$ , the steps are:

1. Find out that  $index[1] = 2$  and  $index[2] - index[1] = 6$ . In other words, the length of compressed  $SPT(V_1)$  is 6 and its start location in whole compressed data is 2.
2. Convert every 2-tuple to original data by looking up the dictionary. For example, when handling the 2-tuple  $(0, 2)$ , we intercept the subsequence of dictionary, which begins at 0 and is of length 2.  
All the conversion is:  $(0, 2) \rightarrow 0\ 0$ ;  $(1, 0) \rightarrow 1$ ;  $(0, 3) \rightarrow 0\ 0\ 0$ .  
This step can be easily parallelized.
3. Concatenate these subsequences to one array:  $(0\ 0\ 1\ 0\ 0\ 0)$ . This array is  $SPT(V_1)$ .

## 4 Details of implementation

### 4.1 The key factor affecting the compression ratio

When we use fixed-dictionary compression, the compression ratio is mainly decided by the similarity between the dictionary and data to be compressed. Let  $path-len(u, v)$  be the number of edges along the shortest path between vertex  $u$  and vertex  $v$ . Similarity between two SPTs has a negative correlation with  $path-len(u, v)$  between the source vertex of the two SPTs. We use the proportion of common edges among two SPTs to measure the similarity between two SPTs.

Figure 2 presents an experiment result, which is based on a northwest USA road network with about 1.2 million vertices. . The less  $path-len(u, v)$  of two vertex  $u$  and  $v$ , the higher similarity between  $SPT(u)$  and  $SPT(v)$ . This result is reasonable in real-world. For example, assume there are three locations A,

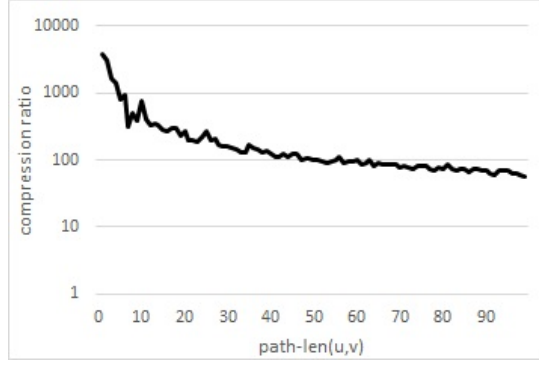


Fig. 3: Relation between compression ratio and path-len

B, and C. Both the distance of (A, C) and (B, C) is 10 km. If the distance between A and B is one meter, we could guess that the shortest path (A, C) and (B, C) are almost the same. When we choose  $SPT(u)$  as dictionary and compress  $SPT(v)$ , the impact of  $path-len(u, v)$  on the compression ratio is as Figure 3 shows.

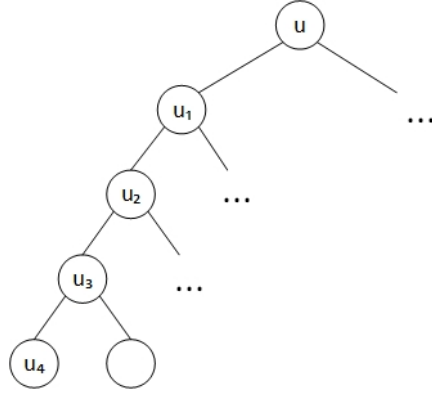
In addition, Figure 2 also shows how frequently path coherence holds. When  $path-len(u, v)$  is less than 100 (vertices contained in a coherent region),  $SPT(u)$  and  $SPT(v)$  share over 93% of their elements. An element in  $SPT(u)$  records the last move of the path from  $u$  to a vertex. This experiment validates that path coherence holds in most cases on a large-scale road network.

The result points out that the compression ratio decreases fast with increasing  $path-len(u, v)$ . To reduce the space consumption, it is necessary to limit the  $path-len(u, v)$  between the dictionary and the SPT to be compressed.

#### 4.2 Regions partition

If we choose only one SPT as the dictionary in a large scale graph, there always are many vertices far away from the dictionary. By partitioning the graph into a series of regions with smaller size, we can choose a SPT as dictionary and compress the rest SPT independently for every region. We choose the SPT of a vertex which is closest to the geometrical center as the dictionary, and call this vertex the root of this region. Partition ensures that in a region, the path-len between vertex of dictionary and other vertices don't exceed the diameter of the region.

When partitioning the graph into numerous disjoint regions, we should keep the distance of vertices among a region as close as possible. It can be handled as a clustering problem. We use k-means, a simple but effective clustering method, to partition the graph. The simplest attribute for clustering vertices in a road network is coordinate, and we adopt it. Actually, there are

Fig. 4: Part of  $SPT(u)$  within a region

numerous methods to partition the graph without coordinate. Coordinate is an unessential condition for SPLZ.

Due to that data in the dictionary will not be compressed and output in raw form, if the number of regions is excessive, uncompressed data would occupy a large proportion in final output. If the number of regions is small, we cannot ensure that the diameter of a region is significantly less than the diameter of the total graph. Intuitively, to reach both small number of regions and small size of every region, we assume that optimal number of regions is in form of  $C * \sqrt{\|V\|}$ , and choose a proper value of  $C$  by experiment. Section 5.2 compares the impact of different parameter  $C$ .

#### 4.3 Multi-step compression

Assume that  $u$  is a root of a region, and vertices of  $SPT(u)$  among its region is as Figure 4 shows. In region showed in Figure 4, all SPT except  $SPT(u)$  is compressed with dictionary  $SPT(u)$ . We call this process one-step compression. Path-len between most SPT in this region and  $SPT(u)$  is 3 or 4.

We can reduce the path-len by multi-step compression. For example, let the grandparent of each SPT be its dictionary. As for vertex  $u_4$ ,  $SPT(u_4)$  will be compressed with dictionary  $SPT(u_2)$  and  $SPT(u_2)$  will be compressed with dictionary  $SPT(u)$ . When we decompress  $SPT(u_4)$ , we must decompress  $SPT(u_2)$  at first. It is so-called two-step compression for vertex  $u_4$ . By applying similar operation to all vertex, their path-len is decreased to 1 or 2.

We call the path-len between a SPT and its dictionary *len-to-dic*. Figure 3 tell us that shorter path-len leads to a higher compression ratio. But the reduction of space costs brings higher time cost. If *len-to-dic* is  $d$ , the time to decompress  $SPT(u_4)$  is  $\lceil path-len(u, u_4)/d \rceil$  times of one-step compression. By controlling *len-to-dic*, we can adjust the point of balance between space costs of compression and time costs of decompression online.

range of value (in hex)	code length	code format(in binary)
[0x00, 0x0F] (uncompressed)	1	1111xxxx
[0x00, 0x7F]	1	0xxxxxxx
[0x0080, 0x3FFF]	2	10xxxxxx xxxxxxxx
[0x004000, 0x1FFFFFFF]	3	110xxxxx xxxxxxxx xxxxxxxx
[0x00200000, 0x0FFFFFFF]	4	1110xxxx xxxxxxxx xxxxxxxx xxxxxxxx

Table 4: Code for length

range of value (in hex)	code length	code format(in binary)
[0x00, 0x3F]	1	00xxxxxx
[-0x00, -0x3F]	1	01xxxxxx
[0x0040, 0x1FFF]	2	100xxxxx xxxxxxxx
[-0x0040, -0x1FFF]	2	101xxxxx xxxxxxxx
[0x002000, 0x0FFFFFFF]	3	1100xxxx xxxxxxxx xxxxxxxx
[-0x002000, -0x0FFFFFFF]	3	1101xxxx xxxxxxxx xxxxxxxx
[0x00100000, 0x07FFFFFFF]	4	11100xxx xxxxxxxx xxxxxxxx xxxxxxxx
[-0x00100000, -0x07FFFFFFF]	4	11101xxx xxxxxxxx xxxxxxxx xxxxxxxx

Table 5: Code for location

We define  $len-to-dic = \infty$  when we use one-step compression.

#### 4.4 Code of compressed data

The compressed data are array of  $(location, length)$ . If  $location$  and  $length$  are fixed-length integer, data compressed by method in Section 3.3 can be compressed one more time by entropy coding. However, entropy coding has poor decompression speed. We adopt a variable length coding to encode  $location$  and  $length$ . Though our coding method cannot obtain the compression ratio as high as entropy coding, it has almost no negative effect on decompression speed. The code is also prefix coding, so there is no ambiguity when we decode it.

In the data stream of compressed data,  $location$  is presented by differential coding. We just record the difference between every  $location$  and its predecessor except the first one, because difference between two adjacent  $location$  usually smaller than their real value. Differential coding might result in a shorter code. Value of  $length$  does not have such a feature, so we record its real value.

Encoding method for  $length$  and  $location$  in detail is separately in Table 4 and Table 5. In the first line of Table 4, “uncompressed” means that some bytes does not appear in the dictionary, so these bytes cannot be compressed. In our

method, the value of such a byte must be no more than 15. It is reasonable for a real-world road network, for number of branch of real-world road usually smaller than 15. In the case of that degree of a vertex  $u$  is more than 15, we can add a virtual vertex  $u'$  to the graph. Let the distance between  $u$  and  $u'$  be zero and assign excess edges of  $u$  to  $u'$ .

## 5 Experiment

### 5.1 Experiment setup

Our experiment code is written in C++, and compiled by VC++ 2010. The program includes two parts: precomputing offline and calculating the SSSP online. The experiments run on a PC, with 3.4 GHz Intel i7-4770(4 cores), 24GB RAM. External memories include a 2TB mechanical disk and a 256GB SSD. For parallelly precomputing, we use OpenMP. Data of graph are downloaded from <http://www.dis.uniroma1.it/~challenge9>, which are benchmarks for the 9th DIMACS Implementation Challenge[16]. The data set we used is "Northwest USA"(NW), with 1207945 vertices and 2840208 edges, and the type of graph is "Distance graph".

The source code of our experiments is released<sup>1</sup>.

### 5.2 Precomputing

Operation of precomputing consist of computing the APSP and compressing it. The target of compressing is to reduce the space consumption of APSP. So the compression ratio is a important feature for measuring the effectiveness of precomputing. The number of regions has an impact on compression ratio. We choose different setting of parameter  $C$  for  $C * \sqrt{\|V\|}$  as the number of regions separately. For every parameter setting, the running time of precomputing is about 13 hours. Table 6 shows the effect of number of regions on the compression ratio.

The number of regions determine the average size of each region, and the size of a region has effect on the path-len between vertices in a region. The less the path-len between vertices, the higher the compression ratio. So it seems that more number of regions may lead to higher compression ratio. However, Table 6 demonstrates that when the number of regions is more than a certain value, the compression ratio falls down. It is owing to that, with the number of regions increases, the proportion of dictionary increases. We select a vertex as the representative vertex for each region. The SPT of the representative vertex is the dictionary of that region. To ensure that the dictionary is available at the immediate time of decompressing, dictionary will not be compressed. Although more number of regions leads to a higher compression ratio of single SPT, the total size of final data will increase because the increased size of dictionaries.

<sup>1</sup> <https://github.com/asds25810/SPLZ>

C	Raw size [GB]	Compressed size[GB]	Compression ratio	Dictionary size [GB]	Proportion of dictionary
0.5	1459	16.65	88	0.66	4.0%
1	1459	13.29	110	1.33	10.0%
2	1459	11.75	124	2.65	22.5%
4	1459	12.21	119	5.31	43.5%
8	1459	15.87	92	10.62	66.9%

Table 6: Effect of number of regions on compression ratio

If the dictionaries occupy a high proportion of the final output, we can consider to compress the dictionaries. But it will result in two problems. One is the extra time cost for decompressing dictionary when decompressing data. Another one is that, actually, it is difficult to find a proper "dictionary" for compressing dictionaries, which intrinsically have less data-redundancy. In other words, the compression ratio of compressing the dictionaries is much lower than compressing SPTs.

We set  $1 * \sqrt{\|V\|}$  as the number of regions for following experiment.

### 5.3 Multi-step compression

Table 6 shows the results of one-step compressing with different number of regions. Multi-step compressing can achieve a higher compression ratio as shown in Figure 5. SPLZ can adjust the compression ratio by controlling the parameter *len-to-dic*, which was described in Section 4.3. This capability of SPLZ makes it adaptable to different capacity of memory. With the *len-to-dic* decreases, the compression ratio increases. It is due to the similarity between the SPT to be compressed and its dictionary is higher when the parameter *len-to-dic* decreasing. SPLZ achieves the highest compression ratio when *len-to-dic*=1. The APSP of size about 1459 GB can be compressed to 2.87 GB. It is affordable for an ordinary PC.

### 5.4 Online performance

After precomputing, we test the time costs of solving the SSSP problem for a particular vertex. We load the compressed APSP in memory, and randomly generate a series of queries. Each query input a vertex  $v$ , and request  $SPT(v)$  as output. Table 7 shows the average costs of handling a query. The parameter *len-to-dic* evidently affects the performance. Higher *len-to-dic* makes a lower space consumption. However, the reduced space consumption is repayed by increasing time costs. *Len-to-dic* should be decided by the bottleneck of different applications.

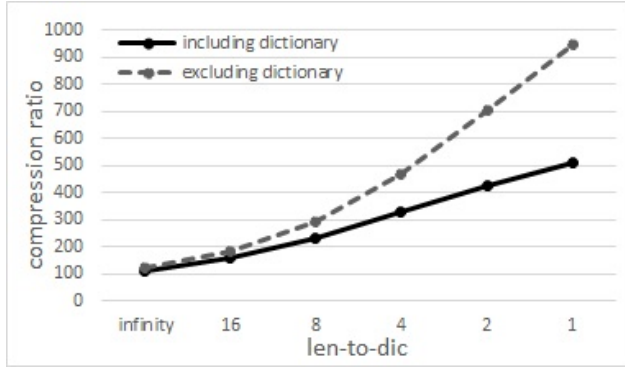


Fig. 5: Effect of Len-to-dic on compression ratio

If the memory capacity is not enough to store the compressed APSP, we can consider to store it to external memory. When SPLZ handles a query, it looks up the compressed SPT from external memory, and then decompresses it and returns the result. Compared with RAM, external memory is cheaper and usually has higher capacity. The time costs on external memory in Table 7 is the stable performance after handling a large number of random queries. The latency of accessing mechanical disk is significantly higher than that of memory. When *len-to-dic* is not  $\infty$ , the results on mechanical disk have obvious difference in each experiment execution, and we do not find any regular pattern. So we only record the result when *len-to-dic* is  $\infty$ . SSD performs better than mechanical disk. The time cost on SSD is three to four times as much as that on memory. Note that the space costs only consider the compressed APSP. Other consumptions are much less than them.

If the parent pointers need to be converted to the global id of each vertices in results, another  $887\mu s$  is needed. This conversion is not always needed in our opinion. To represent a path tree in parent pointer form, the local id (represented like Table 3) may be enough if graph is stored in the form of adjacency list.

Although SPLZ needs about 13 GB space costs if *len-to-dic* =  $\infty$ , storing the compressed APSP into disk or selecting a lower *len-to-dic* would make the space consumption more practicable at the expense of lower quering.

The average time costs of Dijkstra algorithm based on binary heap is about 217 ms on our experiment graph. In our experiment, the performance of SPLZ is almost three orders of magnitude faster than Dijkstra based on binary heap, if let *len-to-dic* =  $\infty$ . We also implement PHAST, which needs 27.4ms in our experiment. These comparisons may be influented by the details of how a people implements these algorithm. To fairly shows the online performance of SPLZ, we try to find a lower bound of running time of SSSP problem, and compare SPLZ with this lower bound.

Methods	Len-to-dic	Time ( $\mu s$ )	Space(RAM) [GB]	Space(external) [GB]
SPLZ on memory	$\infty$	219	13.29	-
	16	323	9.37	-
	8	464	6.32	-
	4	733	4.44	-
	2	1265	3.41	-
	1	2287	2.87	-
SPLZ on SSD	$\infty$	740	1.33	11.96
	16	1176	1.33	8.04
	8	1709	1.33	4.99
	4	2556	1.33	3.11
	2	4468	1.33	2.08
	1	8002	1.33	1.54
SPLZ on mechanical disk	$\infty$	7085	1.33	11.96
Dijkstra	-	217291	-	-

Table 7: Time and space cost online

Methods	Time costs( $\mu s$ )
SPLZ	219
memcpy	84
for-loop assignment	448

Table 8: Time costs of solving a SSSP problem by SPLZ and copying an array of length  $\|V\|$ 

### 5.5 Lower bound of SSSP problem

The time costs of solving SSSP problem has a natural lower bound. Whatever methods we use to calculate the shortest path from a vertex to all vertices in a graph, we must fill the result to an array of length  $\|V\|$  as output. So the natural lower bound is the time costs of copying an array of length  $\|V\|$ . We compares the time costs of SPLZ and array copying in Table 8. We test two copying methods: memcpy and for-loop assignment. Memcpy() is a standard function in C library, which is fully optimized. Considering many algorithm successively output their result in a loop, we also test copying an array by for-loop(assigning the elements one by one). The results in Table 8 shows that the performance of SPLZ is close to the lower bound.



Name	Description	Number of vertices	Number of edges
FLA	Florida	1,070,376	2,712,798
COL	Colorado	435,666	1,057,066
BAY	San Francisco Bay Area	321,270	800,172

Table 9: Information about more datasets.

Name	Raw size [GB]	Compressed size [GB]	Compression ratio	Preprocess time [h : m]
FLA	1146	9.97	115	10:56
COL	190	2.72	70	2:15
BAY	103	1.42	73	1:07

Table 10: The compression ratio and time cost on more datasets.

## 5.6 Experiments on other road networks

Up to now, we test SPLZ on only one graph, the Northwest USA road network. Here we show the results of experiments on some other graph data. Table 9 introduces the related information about these data. Like North west USA data, these data are also downloaded from <http://www.dis.uniroma1.it/~challenge9>. These experiments are used to show the performance of SPLZ on different data. Here we set  $C = 1$  and  $len-to-dic = \infty$ . Other hardware and software configurations are the same to section 5.1.

Table 10 shows the results of preprocess of SPLZ on these datasets. The scale of FLA dataset is close to Northwest, so the performance of SPLZ is similar to what we have shown above. SPLZ achieves less compression ratio on smaller graph, because path coherence takes effects when vertices in a coherent region are sufficiently far away from a vertex, while the average distance between vertices in smaller graph is closer. Table 11 is the decompression performance on these datasets. The lower bound cost is also tested. Table 11 validates that SPLZ also works well on small-scale road networks.

## 6 Conclusion

In this paper, we presented SPLZ, an algorithm for solving single source shortest path problem on road network. SPLZ is about three orders of magnitude faster than Dijkstra based on binary heap. Compared with the time costs of array copying, which is a natural lower bound of SSSP problem, SPLZ shows a significantly high performance online. Even though SPLZ consumes much memory yet, this problem can be solved by storing compressed data into external memory or by adjusting the parameter  $len-to-dic$ .

Graph	Methods	Time ( $\mu s$ )	Space(RAM) [GB]	Space(external) [GB]
FLA	SPLZ on memory	172	9.97	-
	SPLZ on mechanical disk	6920	1.11	8.86
	SPLZ on SSD	657	1.11	8.86
	memcpy	76	-	-
	for-loop assignment	459	-	-
COL	SPLZ on memory	98	2.72	-
	SPLZ on mechanical disk	6120	0.29	2.43
	SPLZ on SSD	449	0.29	2.43
	memcpy	29	-	-
	for-loop assignment	192	-	-
BAY	SPLZ on memory	71	1.42	-
	SPLZ on mechanical disk	5767	0.18	1.24
	SPLZ on SSD	371	0.18	1.24
	memcpy	21	-	-
	for-loop assignment	140	-	-

Table 11: Time and space cost online on more datasets

Future research will focus on developing a more efficient preprocess method. In our experiments, SPLZ can solve SSSP problem on a road network with about 1.2 millions vertices, and it is enough for many applications. But we should admit that, SPLZ still cannot deal with a more large-scale road network, because of the huge time costs for precomputing. We can make efforts to two points. One is to adopt an algorithm faster than sequential PHAST to calculate APSP, and the other is to use a more efficient methods to find the longest match while compressing the APSP.

## Acknowledgement

We would like to thank the reviewers for their valuable suggestions, and Shiyan Zhan for the fruitful discussions. This work is supported by Natural Science Foundation of China (No. 61033009 and No. 61303047) and Anhui Provincial Natural Science Foundation (No. 1208085QF106).

## References

1. Abraham I, Delling D, Goldberg AV, Werneck RF (2011) A hub-based labeling algorithm for shortest paths in road networks. In: Experimental Algorithms, Springer, pp 230–241

2. Abraham I, Delling D, Fiat A, Goldberg AV, Werneck RF (2012) Hldb: Location-based services in databases. In: Proceedings of the 20th International Conference on Advances in Geographic Information Systems, ACM, New York, NY, USA, SIGSPATIAL '12, pp 339–348, DOI 10.1145/2424321.2424365, URL <http://doi.acm.org/10.1145/2424321.2424365>
3. Ahuja RK, Mehlhorn K, Orlin J, Tarjan RE (1990) Faster algorithms for the shortest path problem. *Journal of the ACM (JACM)* 37(2):213–223
4. Arz J, Luxen D, Sanders P (2013) Transit node routing reconsidered. In: *Experimental Algorithms*, Springer, pp 55–66
5. Bast H, Funke S, Sanders P, Schultes D (2007) Fast routing in road networks with transit nodes. *Science* 316(5824):566–566
6. Bell T, Kulp D (1993) Longest-match string searching for ziv-lempel compression. *Software: Practice and Experience* 23(7):757–771
7. Bellman R (1956) On a routing problem. Tech. rep., DTIC Document
8. Bertsekas DP (1993) A simple and fast label correcting algorithm for shortest paths. *Networks* 23(8):703–709
9. Bertsekas DP, Guerriero F, Musmanno R (1996) Parallel asynchronous label-correcting methods for shortest paths. *Journal of Optimization Theory and Applications* 88(2):297–320
10. Botea A, Baier JA, Harabor D, Hernández C (2013) Moving target search with compressed path databases. *Proceedings of ICAPS-13*
11. Cherkassky BV, Goldberg AV, Radzik T (1996) Shortest paths algorithms: Theory and experimental evaluation. *Mathematical programming* 73(2):129–174
12. Cherkassky BV, Georgiadis L, Goldberg AV, Tarjan RE, Werneck RF (2009) Shortest-path feasibility algorithms: An experimental evaluation. *Journal of Experimental Algorithmics (JEA)* 14:7
13. Cormen TH, Leiserson CE, Rivest RL, Stein C, et al (2001) *Introduction to algorithms*, vol 2. MIT press Cambridge
14. Delling D, Goldberg AV, Nowatzyk A, Werneck RF (2013) Phast: Hardware-accelerated shortest path trees. *Journal of Parallel and Distributed Computing* 73(7):940–952
15. Delling D, Goldberg AV, Pajor T, Werneck RF (2013) Customizable route planning in road networks. In: *Sixth Annual Symposium on Combinatorial Search*
16. Demetrescu C, Goldberg AV, Johnson DS (2009) The Shortest Path Problem: Ninth DIMACS Implementation Challenge, vol 74. American Mathematical Soc.
17. Dial RB (1969) Algorithm 360: Shortest-path forest with topological ordering [h]. *Communications of the ACM* 12(11):632–633
18. Dijkstra EW (1959) A note on two problems in connexion with graphs. *Numerische mathematik* 1(1):269–271
19. Gallo G, Pallottino S (1986) Shortest path methods: A unifying approach. *Netflow at Pisa* pp 38–64

20. Geisberger R, Sanders P, Schultes D, Delling D (2008) Contraction hierarchies: Faster and simpler hierarchical routing in road networks. In: *Experimental Algorithms*, Springer, pp 319–333
21. Glover F, Klingman D, Phillips N (1985) A new polynomially bounded shortest path algorithm. *Operations Research* 33(1):65–73
22. Goldberg AV, Harrelson C (2005) Computing the shortest path: A search meets graph theory. In: *Proceedings of the sixteenth annual ACM-SIAM symposium on Discrete algorithms*, Society for Industrial and Applied Mathematics, pp 156–165
23. Hilger M, Köhler E, Möhring RH, Schilling H (2009) Fast point-to-point shortest path computations with arc-flags. *The Shortest Path Problem: Ninth DIMACS Implementation Challenge* 74:41–72
24. Knuth DE, Morris JH Jr, Pratt VR (1977) Fast pattern matching in strings. *SIAM journal on computing* 6(2):323–350
25. Madduri K, Bader DA, Berry JW, Crobak JR (2006) Parallel shortest path algorithms for solving large-scale instances
26. Maue J, Sanders P, Matijevic D (2010) Goal-directed shortest-path queries using precomputed cluster distances. *J Exp Algorithmics* 14:2:3.2–2:3.27, DOI 10.1145/1498698.1564502, URL <http://doi.acm.org/10.1145/1498698.1564502>
27. Meyer U, Sanders P (2003)  $\delta$ -stepping: a parallelizable shortest path algorithm. *Journal of Algorithms* 49(1):114–152
28. Pallottino S (1984) Shortest-path methods: Complexity, interrelations and new propositions. *Networks* 14(2):257–267
29. Pape U (1974) Implementation and efficiency of moore-algorithms for the shortest route problem. *Mathematical Programming* 7(1):212–222
30. Sanders P, Schultes D (2005) Highway hierarchies hasten exact shortest path queries. In: *Algorithms–Esa 2005*, Springer, pp 568–579
31. Sankaranarayanan J, Alborzi H, Samet H (2005) Efficient query processing on spatial networks. In: *Proceedings of the 13th annual ACM international workshop on Geographic information systems*, ACM, pp 200–209
32. Sankaranarayanan J, Samet H, Alborzi H (2009) Path oracles for spatial networks. *Proceedings of the VLDB Endowment* 2(1):1210–1221
33. Ziv J, Lempel A (1977) A universal algorithm for sequential data compression. *IEEE Transactions on information theory* 23(3):337–343