

# Parallelism-Aware Memory Interference Delay Analysis for COTS Multicore Systems

Heechul Yun  
University of Kansas, USA.  
heechul.yun@ku.edu

July 29, 2014

## Abstract

In modern Commercial Off-The-Shelf (COTS) multicore systems, each core can generate many parallel memory requests at a time. The processing of these parallel requests in the DRAM controller greatly affects the memory interference delay experienced by running tasks on the platform.

In this paper, we model a modern COTS multicore system which has a non-blocking last-level cache (LLC) and a DRAM controller that prioritizes reads over writes. To minimize interference, we focus on LLC and DRAM bank partitioned systems. Based on the model, we propose an analysis that computes a safe upper bound for the worst-case memory interference delay.

We validated our analysis on a real COTS multicore platform with a set of carefully designed synthetic benchmarks as well as SPEC2006 benchmarks. Evaluation results show that our analysis is more accurately capture the worst-case memory interference delay and provides safer upper bounds compared to a recently proposed analysis which significantly under-estimate the delay.

## 1 Introduction

In modern Commercial Off-The-Shelf (COTS) multicore systems, many parallel memory requests can be sent to the main memory system at any given time for the following two reasons. First, each core employs a variety of techniques—such as non-blocking cache, out-of-order issues, and speculative execution—to hide memory access latency. These techniques allow the core continue to execute new instructions while it is still waiting memory requests for previous instructions to be completed. Second, multiple cores can run multiple threads, each of which generates memory requests.

These parallel memory requests from the processor put high pressure on the main memory system. To deliver high performance, modern DRAM consists of multiple resources called banks that can be accessed in parallel. For example, a typical DRAM module has 16 banks, supporting up to 16 parallel accesses [16]. To efficiently utilize the available bank level parallelism, modern COTS DRAM controllers employ

sophisticated techniques such as out-of-order request processing, overlapped request dispatches, and interleaved bank mapping [22, 18, 3].

While parallel processing of multiple memory requests generally improves overall memory performance, it is very difficult to understand precise memory performance especially when multiple applications run concurrently, because each memory request is more likely to be interfered by other requests. Therefore, reducing interference and improving performance isolation in COTS multicore systems has been an important research topic in the real-time systems community.

To this end, software based DRAM bank partitioning [32, 14, 26] and last-level cache (LLC) partitioning [35, 15, 4, 29, 13] have been studied by many researchers. These approaches reduce interference by allocating dedicated cache space and/or DRAM banks. While effective, it is also shown that partitioning these resources alone does not provide ideal isolation due to interference in other parts of the memory hierarchy, most notably in the DRAM controller and the shared memory bus (command and data) which connects the controller and the DRAM module [32, 10]. As a result, it is still difficult to understand worst-case memory interference delay, even when the LLC and DRAM banks are partitioned.

Recently, Kim et al. proposed an analysis method that takes the DRAM controller and the shared memory bus into account [10]. They faithfully model a modern COTS DRAM system, and provide an analytic upper bound on the worst-case memory interference delay of each memory request of the task under analysis. However, their analysis made a significant assumption that makes it difficult to apply it to modern COTS multicore systems. Specifically, the analysis assumes that each core can only generate one outstanding memory request at a time and stalls until the memory request is served. Unfortunately, this assumption is far from reality in modern COTS platforms. As outstanding requests can interfere with the memory request under analysis, the actual worst-case depends on the number of outstanding requests, which is typically substantially higher than the core count. For example, a COTS multicore processor used in our evaluation supports up to 32 outstanding reads and 16 outstanding writes while it has only 4 cores. As a result, the computed memory interference bounds can be significantly optimistic than the reality (i.e., underestimating the actual delay), as we experimentally demonstrated in Section 5.2.

In this work, we present a parallelism-aware memory interference delay analysis. We model a COTS DRAM controller that has a separate read and a write request buffer. Multiple outstanding memory requests can be queued in the buffers and processed in out-of-order to maximize memory performance. Also, reads are prioritized over writes in our model. These features are commonly found in modern COTS multicore systems and crucially important in understanding memory interference. To minimize interference, we only consider a system in which the LLC and DRAM banks are partitioned. This is easily achievable on COTS multicore systems via software [14, 26]. Based on the system model, our analysis provides a safe analytic upper bound on the worst-case memory interference delay for each memory request of the task under analysis.

We evaluate the proposed analysis on a real COTS multicore platform with a set of synthetic benchmarks as well as SPEC2006 benchmarks. The synthetic benchmarks are specially designed to simulate worst possible memory interference delay. As for synthetic benchmarks, our analysis provides a tight and safe upper bound while the

analysis in [10] significantly under-estimates the actual delay (almost double than the computed delay). As for SPEC2006 benchmarks, we found our analysis provides safe upper bounds for all but two benchmarks, while the compared analysis under-estimates 11 (out of 19) benchmarks. Investigating the two benchmarks that our analysis under-estimated (so did [10]), we find that space competition in miss status holding registers (MSHRs) [11], which track the status of outstanding cache misses, can be a considerable source of additional interference in modern COTS systems.

Based on our analysis and empirical evaluation, we propose two simple architectural supports, which can be easily incorporated in modern COTS, to effectively reduce worst-case interference delay.

Our contributions are as follows:

- To the best of our knowledge, our work is the first that considers memory level parallelism and read prioritized DRAM controllers to analyze memory interference delay.
- We experimentally validate and compare our analysis with a state of art analysis on a real COTS multicore platform with a set of carefully designed synthetic benchmarks as well as SPEC2006 benchmarks.
- We propose two simple architectural supports that can significantly reduce worst-case memory interference delay on COTS multicore processors.

The remaining sections are organized as follows: Section 2 provides background on COTS multicore systems and LLC and DRAM bank partitioning techniques. Section 3 discusses the state-of-art memory interference delay analysis. We present our analysis in Section 4 and provide evaluation results in Section 5. Section 6 discusses architectural recommendations. Section 7 discusses related work. Finally, we conclude in Section 8.

## 2 Background: Modern COTS Multicore systems

A modern COTS multicore system, shown in Figure 1, supports a high degree of memory level parallelism through a variety of architectural features. In this section, we provide some background on important architectural features of modern COTS multicore systems, and review existing software based resource partitioning techniques.

### 2.1 Non-blocking Cache and MSHR

At the cache level, non-blocking caches are used to handle multiple simultaneous cache-misses. This is especially crucial for the shared last level cache (LLC), as it is shared by all cores. The state of the outstanding memory requests are maintained by a set of miss status holding registers (MSHRs). On a cache-miss, the LLC allocates a MSHR entry to track the status of the ongoing request and the entry is cleared when the corresponding memory request is serviced from the main memory. As such, the number of MSHRs effectively determines the maximum number of outstanding memory requests directed to the DRAM controller.

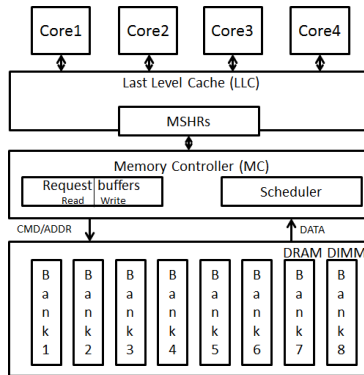


Figure 1: Modern COTS multicore architecture

## 2.2 DRAM Controller

The DRAM controller receives requests from the LLC (or other DMA devices) and generates DRAM specific commands to access data in the DRAM. Modern DRAM controllers often include separate read and write *request buffers* and *prioritize reads* over writes because writes are not on the critical path for program execution. Write requests are buffered on the write buffer of the DRAM controller and serviced when there are no pending read requests or the write queue is near full [18, 3]. The DRAM controller and the DRAM module are connected through a command/address bus and a data bus. Modern DRAM modules are organized into ranks and each rank is divided into multiple *banks*, which can be accessed in *parallel* provided that no collisions occur on either buses. Each bank comprises a row-buffer and an array of storage cells organized as *rows* and *columns*. In order to access the data stored in a DRAM row, an activate command (*ACT*) must be issued to load the data into the row buffer first before it can be read or written. Once the data is in the row buffer, any numbers of subsequent read or write commands (*RD*, *WR*) can be issued to access data in the row. If, however, a request wishes to access a different row from the same bank, the row buffer must be written back to the array with a pre-charge command (*PRE*) first before the second row can be activated.

## 2.3 Memory Scheduling Algorithm

Due to hardware limitations, the memory device takes time to perform different operations and therefore timing constraints between various commands must be satisfied by the controller. The operation and timing constraints of memory devices are defined by the JEDEC standard [9]. The key facts concerning timing constraints are: 1) the latency for accessing a closed row is much longer than accessing a row that is already open; 2) different banks can be operated in parallel since there are no long timing constraints between banks. To maximize memory performance, modern DRAM controllers typically use a first-ready first-come-first-serve (FR-FCFS) [22] scheduling algorithm that prioritizes:

1. Ready commands over non-ready commands,
2. Column (CAS) commands over row (RAS) commands,
3. Older commands over younger commands.

This means that the algorithm can process memory requests in out-of-order of their arrival times. Note that a DRAM command is said to be *ready* when it can be scheduled immediately as it satisfies all timing constraints imposed by previously scheduled commands and the current DRAM status.

## 2.4 DRAM Bank and Cache Partitioning

In order to maximize memory level parallelism, most COTS DRAM controllers employ a version of *interleaved bank* addressing strategy. Under this scheme, consecutive memory blocks in physical address space, typically of the size of a memory page, are allocated to different banks. This makes pending memory requests in the DRAM controller are likely to target different banks, thereby maximizing memory level parallelism. In the worst case, however, it is possible that all programs allocate memory on the same bank, resulting in much increased memory latency compared to the average case. This dependency on run-time decisions by the memory allocator can be a significant potential source of unpredictability. Furthermore, since banks are interleaved, any core in the system can access any bank. If two applications running in parallel on different cores access two different rows in the same bank, they can force the memory controller to continuously pre-charge the row buffer and open a new row every time an access is performed. This loss of row locality can result in a much degraded row hit ratio and thus a corresponding latency increases for both applications.

Software bank partitioning [32, 14, 26] can be used to avoid the problems of shared banks. The technique leverages the page-based virtual memory system of modern operating systems and allow us to allocate memory to specific DRAM banks. Each core, then, can be assigned to use its private DRAM banks, effectively eliminates bank sharing among cores without requiring any hardware modification. Similar techniques can also be applied to partitioning the shared LLC as explored in [35, 15, 4, 29, 13]. It is shown that partitioning DRAM banks and LLC substantially reduce memory interference among the cores [32].

However, the LLC cache space and DRAM banks are not the only shared resources contributing to memory interference. Most notably, at the DRAM chip level, all DRAM banks fundamentally share the common command and data bus. Hence, contention in the buses can become a bottleneck. Furthermore, as many memory requests can be buffered inside the DRAM controller's request buffers, its scheduling policy can greatly affect memory interference delay. Finally, at the LLC level, the MSHRs for the LLC are also shared by all cores even if the cache space is partitioned. We will show its performance impact in Section 5.3.

**Goal:** The goal of this paper is to analyze the worst-case memory interference delay in a cache and DRAM bank partitioned system, focusing mainly on delay in the DRAM controller and command and data bus between the controller and the DRAM module.

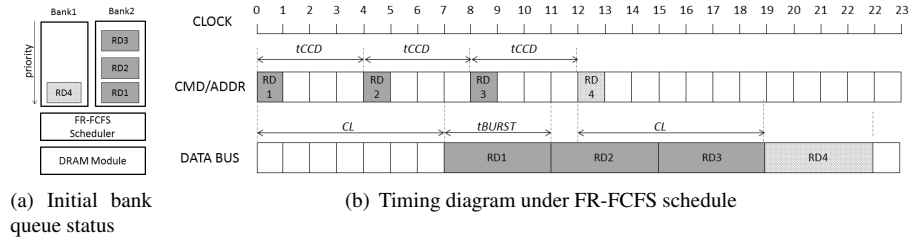


Figure 2: Inter-bank delay caused by three previously arrived outstanding requests. (DRAM commands are numbered according to their arrival time to the DRAM controller.)

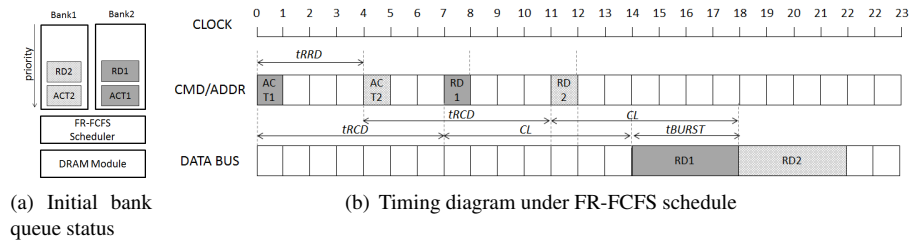


Figure 3: Inter-bank delay caused by a previously arrived row-miss request.

### 3 The State of Art Delay Analysis and the Problem

In this section, we first review a state of art memory interference delay analysis for COTS memory systems, proposed by Kim et al. [10]. We then investigate some of its assumptions that are not generally applicable in modern COTS multicore systems.

The analysis models a modern COTS memory system in great detail. While there has been a similar effort in the past [30], this is the first work that considers the DRAM bank level request reordering effect (i.e., out-of-order execution of young row-hit column requests over older row-miss requests). Here, we briefly summarize the assumed system model and part of the memory interference delay analysis, relevant for the purpose of this paper.

The system model assumes a single channel DRAM controller and a DDR3 memory module. The DRAM controller includes request buffers and uses the FR-FCFS scheduling algorithm.

At the high level, the analysis computes the worst-case memory interference delay of the task under analysis  $\tau_i$  either (1) as a function of number of memory requests  $H_i$  of the task (referred as Request driven approach) or (2) as a function of the number of memory requests generated by the other tasks on different cores (referred as Job driven approach)—it takes the minimum of the two—similar to prior work [33]. The unique characteristics of the analysis is that it considers both inter-bank and intra-

bank (including request reordering) memory interference delay. For the purpose of this paper, however, we focus on their inter-bank delay analysis that assumes each core is assigned *dedicated DRAM bank partitions* using software bank partitioning systems [32, 14].

The analysis assumes that each memory request of  $\tau_i$  is composed of PRE, ACT, and RD/WR DRAM commands (i.e., a row-miss) and each of the command can be delayed by DRAM commands generated by other tasks on different cores, due to inter-bank timing constraints imposed by the JEDEC DDR3 specification [9]. These timing constraint imposed inter-bank delay for PRE, ACT, and RD/WR commands are denoted as  $L_{inter}^{PRE}$ ,  $L_{inter}^{ACT}$ , and  $L_{inter}^{RW}$ , respectively.

One major assumption of the analysis is that each core can generate only *one outstanding memory request* to the DRAM controller. Based on this assumption, the worst-case per-request inter-bank memory interference delay on a core  $p$ ,  $RD_p^{inter}$ , is simply expressed by  $RD_p^{inter} = \sum_{\forall q:q \neq p} \times (L_{inter}^{PRE} + L_{inter}^{ACT} + L_{inter}^{RW})$ .

Finally, the total memory interference delay of a task is calculated by multiplying  $RD_p^{inter}$  to the number of total LLC misses  $H_i$  of  $\tau_i$ .

The analysis, however, has two main problems when it is applied to modern COTS multicore systems. On the one hand, it is overly *optimistic* as it assumes each interfering core only can generate one outstanding memory request at a time. Hence, it essentially limits the maximum number of competing requests to the number of cores in the system. However this is far from reality as modern COTS multicore can generate many parallel memory requests at a time. For example, a quad-core processor used in our evaluation can generate up to 48 concurrent DRAM requests at a time (see Section 5.1 for details). Because DRAM performance is much slower than CPU performance, these requests are queued inside the DRAM controller and can aggravate the overall delay. Figure 2 illustrates this problem. In the figure, three parallel requests RD1, RD2, and RD3 are already in the command queue for Bank2, when the request RD4 has arrived at Bank1. Note that the DRAM commands are numbered in the order of their arrival times in the DRAM controller. At memory clock 0, both RD1 and RD4 are ready, but RD1 is scheduled as FR-FCFS policy prioritizes older requests over younger ones. Similarly, RD2 and RD3 are prioritized over RD4 at time 4 and 8, respectively. At other times such as at clock 1, RD4 cannot be scheduled due a channel timing constraint ( $tCCD$ ), even though it is ready w.r.t. the Bank1.

On the other hand, it is also overly *pessimistic* as a memory request—composed of PRE, ACT, and RD/WR DRAM sub-commands—is assumed to suffer inter-bank interference for each sub-command, while in reality the delays of executing sub-commands of a memory request are not additive on efficient modern COTS memory controllers. Figure 3 shows such a case. In the figure, each bank has one row miss DRAM request. Hence, each has to open a new row with a ACT command followed by a RD command. Following the FC-FRFS policy, ACT1 on Bank2 is executed first at clock 0. Even though ACT2 is targeting to a different bank, it is not scheduled immediately due to the required minimum separation time  $tRRD$  between two inter-bank ACT commands. At clock 4, however, ACT2 can be issued even though ACT1 on the Bank2 is still in progress. In other words, the two memory requests are *overlapped*. Hence, when RD2 is finally issued at time 11, there is no extra inter-bank delay other than the

initial delay of  $t_{RRD}$ .

From the point of view of WCET analysis, the former problem is more serious as it undermines the safety of the computed WCET.

We experimentally validated the former problem on our test platform with carefully engineered synthetic tasks, as we will detail in Section 5.2. To summarize the result, the calculated worst-case response time using the stated analysis is up to 53% smaller than the measured worst-case response time. The result motivates our analysis in the next section.

## 4 Parallelism-Aware Memory Interference Delay Analysis

In this section, we present our parallelism-aware memory interference delay analysis that is aimed to support modern COTS multicore systems. We begin by defining the system model on which our analysis is based. We then present the main analysis with examples.

### 4.1 System Model

We consider a modern multicore architecture described in Section 2. Specifically, there are  $N_{proc}$  identical cores in a single processor chip. A single LLC and MSHRs are shared among the cores. When there is a miss in the LLC, an entry is registered on the MSHR and it is removed when the associated DRAM transaction is completed. We assume a typical shared L3 cache that employs write-back write-allocate policy. Hence a write to DRAM only occurs when there is a L3 miss (either read or write) that evicts a modified cache-line in the L3 cache, and program execution can proceed without waiting the write request to be processed in the DRAM. Therefore, for the analysis purpose, we only consider memory interference delay imposed to each read request of the task under analysis  $\tau_i$ . Note that the number of DRAM read requests  $H_i$  is equal to the number of LLC misses because, in a write-back write-allocate cache, a write miss also generates a DRAM read request to allocate the line in the L3 cache and then write to it.

On the DRAM controller side, we assume a modern DRAM controller that supports the FR-FCFS scheduling policy [22, 27] which is connected to a DDR3 DRAM module. At each memory clock tick, we assume a highly efficient FR-FCFS scheduler that picks the highest priority ready command among all requests and can overlap multiple requests simultaneously as long as DRAM bank and channel level timing constraints and the FR-FCFS priority rules are satisfied [18]. We also assume that the DRAM controller has a read request buffer and a write request buffer, and prioritizes reads over writes. The writes are only serviced when there is no pending read request or the write buffer is full. The maximum number of prior read requests queued in the read request buffer is denoted as  $N_{rq}$  and we assume it is much bigger than  $N_{proc}$ . In processing write requests, we assume it processes at least  $N_{wq}$  requests in a batch to amortize the cost of the bus turnaround delay [3]. The values of  $N_{rq}$  and  $N_{wq}$  are platform specific and determined by the number of MSHRs, the size of read request buffer and the



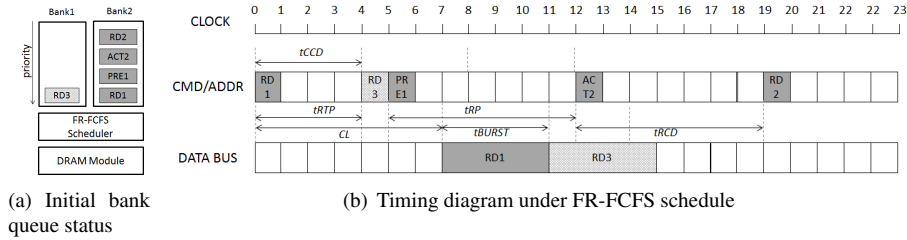


Figure 4: Out-of-order request processing due to bank timing constraints.

write-scheduling algorithm in the DRAM controller. Table 1 shows the parameters we used throughout this paper which closely model our evaluation platform described in Section 5.1.<sup>1</sup>

All previously mentioned assumptions closely follow common behaviors of commercial COTS DRAM controllers [18]. We assume open-page policy is used for bank management to maximize data locality. We assume a single rank DRAM module for simplicity but our analysis can be extended to consider a multi-rank DRAM module.

We assume DRAM banks and the LLC space are partitioned on a per-core basis. In other words, each core is assigned its own private DRAM banks and LLC space. This can be easily achieved by using software partitioning techniques on COTS systems [32, 14].

Finally, we assume that any increase in memory latency is additive to the task’s execution time as in [10]. This is a pessimistic assumption given that we consider out-of-order cores that can hide much of memory access latency. Modeling reduced memory latencies by OoO cores is, however, out of the scope of this paper.

In short, our system model is similar to [10], but significantly differs in that (1) it models multiple parallel memory requests buffered in the DRAM controller, and (2) it maintains separate read and write request queues in the DRAM controller and reads are prioritized over writes. Both are common characteristics of modern COTS multicore memory systems [18].

Lastly, Table 2 shows the DRAM parameters we used throughout this paper.

Table 1: System parameters for our evaluation platform

Symbols	Description	Value
$N_{rq}$	Maximum no. of prior read requests	30
$N_{wq}$	Maximum no. of prior write requests	4
$N_{proc}$	Number of cores	4

<sup>1</sup> Each core in our evaluation platform can have up to 10 outstanding memory requests [6]. Hence,  $N_{rq} = 10 \times (N_{proc} - 1) = 30$ . As for  $N_{wq}$ , we use the value of Intel 870 memory controller [18].

Table 2: DRAM timing parameters [16]

Symbols	Description	DDR3-1066	Units
$t_{CK}$	DRAM clock cycle time	1.87	nsec
$t_{RP}$	Row precharge time	7	cycles
$t_{RCD}$	Row activation time	7	cycles
$CL$	Read latency	7	cycles
$WL$	Write latency	6	cycles
$t_{BURST}$	Data burst duration	4	cycles
$t_{CCD}$	Column-to-Column delay	4	cycles
$t_{WTR}$	Write to read delay	4	cycles
$t_{RRD}$	Activate to activate delay	4	cycles
$t_{RTP}$	Read to precharge delay	4	cycles
$t_{FAW}$	Four activate windows	20	cycles
$t_{RC}$	Row cycle time	27	cycles




Figure 5: Worst-case per-request inter-bank interference delay.

## 4.2 Delay Analysis

We now present our analysis that considers parallel memory requests in modern COTS multicore systems.

As mentioned in the previous section, write memory requests are not in the critical path of program execution in modern COTS systems. Hence, our primary concern is memory interference delay to read requests of the task under analysis.

As we consider a system in which both the LLC cache and DRAM banks are partitioned on a per-core basis, conventional cache space and share bank level contention do not exist. However, because the command and data bus are shared in processing the queued memory requests, DRAM controller’s request scheduling greatly affects memory interference delay. We now detail our delay analysis. Because the DRAM controller prioritize reads and the bus turn-around cost is high, the DRAM controller process requests in a *batch* for either reads or writes. In each processing mode, we analyze the worst-case memory interference delay to a newly arrived read request.

### 4.2.1 Data Bus Contention Delay

When the DRAM controller is in the read processing mode, the worst-case to a newly arrived read request occurs when the request buffer is fully occupied by previously

arrived  $N_{rq}$  read requests from the other competing cores. Furthermore, regardless whether the read request under analysis is row-hit or row-miss, the worst-case interference delay occurs when all the previous reads are pipelined (i.e., overlapped scheduling [18]).

Reads can be pipelined in two cases: consecutive reads on the same row or reads over different banks (see Figure 3). When reads are pipelined, the data bus is fully occupied and the newly arrived read (the request under analysis) must wait until all the previous reads are processed (because FR-FCFS prioritize older requests). If, however, the previous requests are not pipelined, the read request under analysis (younger request) can be processed ahead of older requests on the other banks (i.e. out-of-order processing). Figure 4 shows such an example. At time 0, both RD3 and RD1 are ready to be scheduled and FR-FCFS schedules RD1 as it is older than RD3. At time 4, both PRE1 and RD3 are ready, but this time FR-FCFS chooses RD3 as it first prioritizes row-hit column commands (i.e., RD) over other commands (i.e., PRE, ACT).

When read requests are pipelined, the processing time of each read is  $tBURST$ . Therefore, the delay caused by previously arrived read commands  $L_{rq}$  is

$$L_{rq} = N_{rq} \times tBURST. \quad (1)$$

Note that if a read request under analysis needs to execute PRE or ACT commands (closing the previous row and open a new row, respectively), they can be executed in parallel by the time the data bus becomes free, without adding to the total delay.

#### 4.2.2 Write Draining and Bus Turn-around Delay

When there is no pending reads or the write request buffer is full, the DRAM controller switches the mode to process pending writes. It is called write draining and once the drain process begins, new incoming read requests must wait until at least  $N_{wq}$  writes are drained to amortize the bus switching cost  $tWTR$  [3].

In draining writes, the worst-case happens when all writes access different rows in the same bank, forcing the memory controller to close and open a new row for each write. In this case, the required time between two successive writes is determined by the row cycle time  $tRC$ .

Therefore, the write queue draining delay  $L_{wq}$  is given by

$$L_{wq} = N_{wq} \times tRC + tWTR. \quad (2)$$

Then, the worst-case delay for a read request for the core under analysis arises when the request arrived right after (1) the write queue drain process began and (2)  $N_{rq}$  read requests from other cores arrived. A simplified illustrative example is shown in Figure 5. In the figure, at time 0, three events occurred in-order: (1) the write queue drain started to process two pending write requests (WR1 and WR2); (2) two read requests (RD1 and RD2) from competing cores arrived; (3) a read request (RD3) from the core under analysis arrived. In this case, the RD3 must wait until all previous activities finish.

Therefore, the worst-case inter-bank delay  $D_p$  for a read request on the core under analysis  $p$  is expressed as follows:

$$D_p = L_{rq} + L_{wq}. \quad (3)$$

Finally, the total inter-bank memory delay of  $t_i$  can be computed by

$$H_i \times D_p, \quad (4)$$

where  $H_i$  is the number of LLC misses.

## 5 Evaluation

In this section, we first present details on the hardware and software platform used in our evaluation. We then present our evaluation results obtained using a set of synthetic and SPEC2006 benchmarks.

### 5.1 Evaluation Setup

Our hardware platform is a quad-core Intel Xeon W3530 (Nehalem) [17] based computer. Each core has a private L1 cache (32K-I/32K-D) and a private L2 cache (256 KiB), and all cores share a 8MiB L3 cache. Shared MSHRs (called Global Queue or GQ [8]) track the status of up to 32 read requests and 16 write requests from all cores. According to [6], a single core can generate up to 10 concurrent read requests at a time, which we also experimentally verified to be true in our test platform. The memory controller (MC) is integrated in the processor and clocked at 1066 MHz. The computer equips a single-channel dual-rank 4 GiB PC10666 DDR3 DIMM module which includes 16 DRAM banks. We disabled all hardware prefetchers, dynamic voltage and frequency scaling, and the turbo-boost feature for better predictability.

We use PALLOC [32] to partition DRAM banks and the L3 cache. For the purpose of our evaluation, we assign one private DRAM bank and 1/4 (2MiB) private L3 cache partition to each core. Therefore, there are neither cache space evictions nor DRAM bank conflicts caused by memory accesses from contending cores.

For measurement, we use Linux kernel’s *perf* infrastructure to monitor LLC miss hardware performance counter.

### 5.2 Results with Synthetic Benchmarks

We now investigate the validity of our analysis compared to experimental results obtained using a set of carefully engineered synthetic benchmarks.

In this experiment, our goal is to simulate and measure the worst-case memory interferences on a system in which DRAM banks and the LLC are partitioned. We use *Latency* benchmark [34] as the task under analysis. The benchmark is a pointer-chasing application over a randomly shuffled linked-list. Due to data dependency, it only can generate one outstanding memory request at a time. Furthermore, because the size of linked list is two times bigger than the size of the LLC, each memory access is likely to result in a cache miss, hence generating a DRAM request. As a result, its execution time highly depends on DRAM performance and any delay in its memory access will

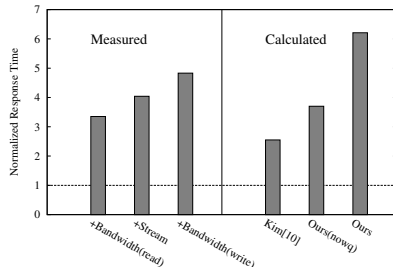


Figure 6: Measured and analytic worst-case response times of *Latency* benchmark under high memory interference.

directly contribute to its execution time increase. In effect, this benchmark defeats any potential benefits from out-of-order instruction processing and other memory latency hiding techniques (i.e., an equivalent of in-order processing).

We first run the *Latency* benchmark alone on Core0 to collect its solo execution time and the number of LLC misses. We then co-schedule three memory intensive tasks on the other cores (Core1-3) to generate high memory traffic and measure the response time increase of the *Latency* benchmark. Note that the number of L3 misses of *Latency* do not change between solo and co-scheduled execution as the L3 cache space is partitioned. Furthermore, because each core also has a dedicated DRAM bank, the number of DRAM row hit and misses also would not change. Therefore, any response time increase mainly comes from contention in the DRAM controller and its shared command and data bus which we modeled in Section 4. We repeat the experiment with three different memory intensive benchmarks: *Bandwidth(read)*, *Bandwidth(write)*, and *Stream*<sup>2</sup>. All three benchmarks essentially access a big array continuously but differ in their access patterns—*Bandwidth(read)* only performs consecutive reads; *Bandwidth(write)* do writes only; *Stream* performs both reads and writes. Because memory accesses of these benchmarks do not have data dependencies, modern Out-of-Order (OoO) cores can generate as many outstanding requests as possible, hence simulating the worst-case as their requests will occupy most of the read request buffer (and the write request buffer) in the DRAM controller.

Figure 6 shows both measured and analytically calculated response times of the *Latency* benchmark (normalized to the solo execution time). First, measured response times in the left side of the figure show that *Bandwidth(write)* causes the highest memory interference. This is because the benchmark generates two memory requests—a DRAM read (a cache-line allocation) and a DRAM write (a write-back)—for each LLC miss, and processing writes can add high delays due to reasons described in Section 4.2.2. Second, note that the state-of-art analysis [10] significantly under-estimates the memory interference delay—the computed WCET is just 53% of the measured worst-case response time. This is mainly due to the fact that the analysis assumes only one memory request from each competing core while in this experiment competing cores generate many requests at a time occupying the request buffers. On the

<sup>2</sup>We use the code provided by the authors of [10].

Table 3: SPEC2006 benchmark characteristics

Benchmark	Average IPC	LLC misses per msec	Memory intensity
462.libquantum	0.52	32497	high
482.sphinx3	0.70	22429	
437.leslie3d	0.39	21478	
450.soplex	0.24	17970	
471.omnetpp	0.30	16629	
403.gcc	0.89	8465	medium
483.xalancbmk	0.11	7035	
465.tonto	1.21	5995	
447.dealII	1.41	4941	
445.gobmk	1.12	2531	
456.hammer	1.94	2001	
454.calculix	2.38	1970	
458.sjeng	1.33	1672	
435.gromacs	1.12	1334	
400.perlbench	0.37	907	
464.h264ref	1.92	759	
444.namd	1.61	372	
416.gamess	2.08	40	
453.povray	1.35	0	

other hand, our analysis, denoted as *Ours*, provides a safe upper bound for all cases. Note that our analysis that ignores write-queue induced worst-case latency, denoted as *Ours(nowq)*, provides an upper bound when the co-scheduled task performs read only—i.e., Bandwidth(read)—but fails to do so when the co-scheduled task performs many writes—i.e., Stream and Bandwidth(write)—because it does not account additional delay caused by occasional write buffer draining. Lastly, the calculated WCET of our analysis is considerably higher than the measured worst-case response time by about 29%. We believe this is because our analysis assumes that all writes are row-misses (see Eq. 2) in draining the write-queue, while the actual writes from the benchmark are mostly row-hits. In other words, the analysis over-estimated write-queue draining delay  $L_{wq}$ .

### 5.3 Results with SPEC2006 Benchmarks

In this subsection, we evaluate the response times of SPEC2006 benchmarks. The main characteristics of 19 benchmarks we used are given in Table 3. We exclude 10 (out of 29) benchmarks whose memory footprints are bigger than a DRAM bank partition size (i.e., 256MB) for the purpose of our evaluation.

The basic experiment setup is the same as the previous subsection except that we now use each of SPEC2006 benchmark as the task under analysis instead of the Latency benchmark. As for interfering tasks, we use Bandwidth(write) benchmark, described

Table 4: Normalized response times of SPEC2006 benchmarks with three memory intensive tasks.

Benchmark	Measured	Calculated		Pessimism	
		Kim[10]	Ours	Kim[10]	Ours
462.libquantum	3.22	5.19	15.10	61%	369%
482.sphinx3	3.31	3.89	10.73	18%	224%
437.leslie3d	2.45	3.77	10.32	54%	321%
450.soplex	2.45	3.32	8.80	35%	259%
471.omnetpp	3.01	3.15	8.21	4%	173%
403.gcc	2.53	2.09	4.66	-17%	85%
483.xalancbmk	1.68	1.91	4.05	14%	141%
465.tonto	1.78	1.77	3.60	0%	103%
447.dealII	1.59	1.64	3.14	3%	98%
445.gobmk	1.34	1.33	2.10	-1%	57%
456.hmmer	1.32	1.26	1.87	-5%	42%
454.calculix	1.31	1.25	1.85	-4%	42%
458.sjeng	1.35	1.22	1.73	-10%	28%
435.gromacs	1.20	1.17	1.58	-2%	32%
400.perlbench	1.23	1.12	1.39	-9%	14%
464.h264ref	1.18	1.10	1.33	-7%	12%
444.namd	1.08	1.05	1.16	-3%	7%
416.gamess	1.07	1.01	1.02	-6%	-5%
453.povray	1.35	1.00	1.00	-26%	-26%

in the previous subsection, as it gives worst-case memory interference.

Table 4 shows the measured and analytic response times. The two rightmost columns show pessimism in the analysis compared to the measured response times. Note first that the baseline analysis [10] under-estimates worst-case response times of 11 out of 19 benchmarks, although the degree of under-estimation is much less than the engineered synthetic tasks we used in Section 5.2. As explained earlier, this is because the analysis does not take multiple outstanding memory requests into account, resulting much less queuing delay in its calculation than reality.

Interestingly, both analyses under-estimate the response times of 453.povray and 416.gamess. This is because both benchmarks generate very little (close to zero) DRAM traffic, as can be seen in Table 3, the added interference is not caused by DRAM related interference that both analyses try to estimate. This is interesting as we already partition the L3 cache space among cores. It means that the observed interference delay is caused neither by cache space competition nor DRAM related interference. To further investigate the source of the delay, we varied the number of interfering tasks—i.e., Bandwidth(write)—from 1 to 3, and found that performance suffers only when there are more than two Bandwidth instances. We believe this is because the MSHRs are shared by both L2 and L3 caches in our platform so that cache misses of both caches compete the limited MSHR space. Specifically, there are a total of 32 entries for outstanding reads where each core can use up to 10 entries. When three Bandwidth instances run (on Core1-3), they use up to 30 entries (10 entries/core  $\times$  3 cores), it leaves only two entries for the task under analysis (on Core0)—*a 80% reduction* (2 out of 10). Given that both benchmarks (453.povray and 416.gamess) show relatively high L2 miss rates, they likely suffer from the reduction in the available MSHR entries. We currently do not consider this MSHR space contention in the analysis as we have no control over the allocations of MSHRs. We will discuss how we can provide better isolation concerning MSHR competition in Section 6.

Other than these two benchmarks, our analysis provides safe upper bounds for the rest of benchmarks we tested, albeit pessimistic. We argue, however, this is expected behavior given the fact that our analysis—as well as [10]—does not consider latency hiding techniques used in modern OoO cores, which are highly effective in reducing perceived memory access latency to the task [28], and we assume increased memory access latency is additive to the task execution time. Another major source of pessimism in our analysis comes from the fact that we assume the read request queue in the DRAM controller is always fully occupied by prior requests from the interfering tasks. However, when the task under analysis itself is highly memory intensive and has a high degree of memory level parallelism, such as 462.libquantum, the read request queue likely contains many memory requests from the analyzed task.

## 6 Desired Architectural Support for Real-Time Systems

In this section, we discuss two simple and low-cost architectural supports that can greatly reduce worst-case memory interference delay on COTS multicore systems.



## 6.1 Software Controlled MSHR Reservation

MSHRs are important shared resources that determine the amount of parallelism in the system. As experimentally shown in Section 5.3, when a highly memory intensive task generate many parallel requests, MSHRs become scarce, thereby significantly lower achievable memory level parallelism of competing tasks. As a result, competing tasks' performance would suffer. To achieve better performance isolation, it is desirable for each core to reserve a fraction of MSHRs, preferably by software. This can be easily implemented in hardware, as shown in [5], and can eliminate unintended memory interference due to contention in MSHRs.

## 6.2 Software Controlled Bank Prioritization

The biggest factor in high worst-case memory interference comes from the fact that a large number of previously arrived memory requests are prioritized under FR-FCFS scheduling policy, even if the newly arrived request is from a higher priority task, effectively creating a priority inversion problem [24]. Hence, from the real-time perspective, it is highly desirable if software can influence on prioritization logic of the DRAM controller. If, for example, software can prioritize a specific bank over the other banks, memory requests to the prioritized bank can always be processed almost immediately without waiting the all the queued requests are serviced. It will be especially effective for a DRAM bank partitioned system as assumed in our analysis.

# 7 Related Work

As memory performance is becoming increasingly important in modern multicore systems, there have been great interests in the real-time research community to minimize and analyze memory related interference delay for designing more predictable real-time systems.

Initially, many researchers model the cost to access the main memory as a constant and view the main memory as a single resource shared by the cores [33, 20, 31, 23]. However, modern DRAM systems are composed of many sophisticated components and the memory access cost is far from being a constant as it varies significant depending on the states of the variety of components comprising the system.

Many researchers turn to hardware approaches and develop specially designed DRAM controllers that are highly predictable and provide certain performance guarantees [21, 30, 1, 19, 7]. The work in [21] and [30] both implement hardware based private banking scheme which eliminate interferences caused by sharing the banks. They differ in that the controller in [21] uses close page policy with TDMA scheduling while the work in [30] uses open page policy with FCFS arbitration. AMC [19] and Predator [1] utilize interleaved bank and close page policy. Both approaches treat multiple memory banks as a single unit of access to simplify resource management. They differ in that AMC uses a round-robin arbiter while Predator uses the credit-controlled static-priority (CCSP) arbitration [2], which assigns priorities to requestors in order to

guarantee minimum bandwidth and bounded latency. While these proposals are valuable, especially for hard real-time systems, they are not available in COTS systems.

To improve performance isolation in COTS systems, several recent papers proposed software based bank partitioning techniques [32, 14, 26]. They exploit the virtual memory of modern operating systems to allocate memory on specific DRAM banks without requiring any other special hardware support. Similar techniques has long been applied in partitioning shared caches [12, 13, 35, 25, 4, 29, 15]. These resource partitioning techniques eliminate space contention of the partitioned resources, hence improve performance isolation. However, as shown in [32, 10], modern COTS systems have many other still shared components that affect memory performance. A recent attempt to analyze these effects [10], which is reviewed in Section 3, greatly increased our understanding on the DRAM controller, but its system model is still far from real COTS systems, particularly on its assumption of one outstanding memory request per core. In contrast, our work models a more realistic COTS DRAM controller that handles multiple outstanding memory requests from each core and out-of-order memory request processing (i.e., prioritizing reads over writes). We believe our system model and the analysis capture commonly found architectural features in modern COTS systems, hence better applicable in analyzing memory interference on COTS multicore systems.

## 8 Conclusion

We presented a new parallelism-aware worst-case memory interference delay analysis for COTS multicore systems. We model a COTS DRAM controller that has a separate read and a write request buffer. The modeled DRAM controller buffers multiple outstanding memory requests from the LLC and processes them in out-of-order fashion. It prioritizes reads over writes and row-hit over misses. By modeling these architectural features, which are commonly found in COTS multicore systems, our analysis can compute more accurate worst-case memory access delay of COTS multicore systems.

We validated our analysis on a real COTS multicore platform with a set of carefully designed synthetic benchmarks as well as SPEC2006 benchmarks. For synthetic benchmarks, our analysis produces a tight and safe upper bound while the compared recent work [10] significantly under-estimates the interference delay. For SPEC2006 benchmarks, our analysis is more pessimistic but safer than the compared work. These evaluation results show that our analysis is better applicable for modern COTS multicore systems. As future work, we will examine several architectural supports that can provide better isolation and reduce pessimism in the analysis.

## Acknowledgements

This research is supported in part by NSF CNS 1302563.

## References

- [1] B. Akesson, K. Goossens, and M. Ringhofer. Predator: a predictable SDRAM memory controller. In *Hardware/software codesign and system synthesis (CODES+ISSS)*. ACM, 2007.
- [2] B. Akesson, L. Steffens, E. Strooisma, and K. Goossens. Real-time scheduling using credit-controlled static-priority arbitration. In *Embedded and Real-Time Computing Systems and Applications (RTCSA)*. IEEE, 2008.
- [3] N. Chatterjee, N. Muralimanohar, R. Balasubramonian, A. Davis, and N. Jouppi. Staged reads: Mitigating the impact of dram writes on dram reads. In *High Performance Computer Architecture (HPCA)*, pages 1–12. IEEE, 2012.
- [4] X. Ding, K. Wang, and X. Zhang. SRM-buffer: an OS buffer management technique to prevent last level cache from thrashing in multicores. In *European Conf. on Computer Systems (EuroSys)*. ACM, 2011.
- [5] E. Ebrahimi, C.J. Lee, O. Mutlu, and Y.N. Patt. Fairness via source throttling: a configurable and high-performance fairness substrate for multi-core memory systems. *ACM Sigplan Notices*, 45(3):335, 2010.
- [6] D. Eklov, N. Nikolakis, D. Black-Schaffer, and E. Hagersten. Bandwidth bandit: quantitative characterization of memory contention. In *Parallel Architectures and Compilation Techniques (PACT)*, 2012.
- [7] S. Goossens, B. Akesson, and K. Goossens. Conservative open-page policy for mixed tim-criticality memory controllers. In *Design, Automation and Test in Europe (DATE)*, 2013.
- [8] Intel. *Intel ®64 and IA-32 Architectures Optimization Reference Manual*, April 2012.
- [9] JEDEC. DDR3 SDRAM Standard JESD79-3F, 2012.
- [10] H. Kim, D. de Niz, B. Andersson, M. Klein, O. Mutlu, and R. (Raj) Rajkumar. Bounding Memory Interference Delay in COTS-based Multi-Core Systems. In *Real-Time and Embedded Technology and Applications Symposium (RTAS)*, 2014.
- [11] D. Kroft. Lockup-free instruction fetch/prefetch cache organization. In *International Symposium on Computer Architecture (ISCA)*, pages 81–87. IEEE Computer Society Press, 1981.
- [12] J. Liedtke, H. Haertig, and M. Hohmuth. OS-Controlled cache predictability for real-time systems. In *Real-Time Technology and Applications Symposium (RTAS)*. IEEE, 1997.
- [13] J. Lin, Q. Lu, X. Ding, Z. Zhang, X. Zhang, and P. Sadayappan. Gaining insights into multicore cache partitioning: Bridging the gap between simulation and real systems. In *High Performance Computer Architecture (HPCA)*. IEEE, 2008.

- [14] Lei Liu, Zehan Cui, Mingjie Xing, Yungang Bao, Mingyu Chen, and Chengyong Wu. A software memory partition approach for eliminating bank-level interference in multicore systems. In *Parallel Architecture and Compilation Techniques (PACT)*, pages 367–376. ACM, 2012.
- [15] R. Mancuso, R. Dudko, E. Betti, M. Cesati, M. Caccamo, and R. Pellizzoni. Real-Time Cache Management Framework for Multi-core Architectures. In *Real-Time and Embedded Technology and Applications Symposium (RTAS)*. IEEE, 2013.
- [16] Micron Technology, Inc. *2Gb DDR3 SDRAM: MT41J256M8, Rev. Q 04/13 EN*, 2006.
- [17] D. Molka, D. Hackenberg, R. Schone, and M. Muller. Memory performance and cache coherency effects on an intel nehalem multiprocessor system. In *Parallel Architectures and Compilation Techniques (PACT)*, pages 261–270. IEEE, 2009.
- [18] C. Natarajan, B. Christenson, and F. Briggs. A study of performance impact of memory controller features in multi-processor server environment. In *Proceedings of the 3rd workshop on Memory performance issues*, pages 80–87. ACM, 2004.
- [19] M. Paolieri, E. Quiñones, J. Cazorla, and M. Valero. An analyzable memory controller for hard real-time CMPs. *Embedded Systems Letters, IEEE*, 1(4):86–90, 2009.
- [20] R. Pellizzoni, A. Schranzhofery, J.J. Cheny, M. Caccamo, and L. Thiele. Worst case delay analysis for memory interference in multicore systems. In *Design, Automation & Test in Europe Conference & Exhibition (DATE), 2010*, pages 741–746. IEEE, 2010.
- [21] J. Reineke, I. Liu, H.D. Patel, S. Kim, and E.A. Lee. PRET DRAM controller: Bank privatization for predictability and temporal isolation. In *Hardware/software codesign and system synthesis (CODES+ISSS)*. ACM, 2011.
- [22] S. Rixner, W. J Dally, U. J Kapasi, P. Mattson, and J. Owens. Memory access scheduling. In *ACM SIGARCH Computer Architecture News*, volume 28, pages 128–138. ACM, 2000.
- [23] A. Schranzhofer, J.J. Chen, and L. Thiele. Timing analysis for tdma arbitration in resource sharing systems. In *Real-Time and Embedded Technology and Applications Symposium (RTAS)*, pages 215–224. IEEE, 2010.
- [24] L. Sha, T. Abdelzaher, K. Ārzén, A. Cervin, T. Baker, A. Burns, G. Buttazzo, M. Caccamo, J. Lehoczky, and A. Mok. Real time scheduling theory: A historical perspective. *Real-time systems*, 28(2-3):101–155, 2004.
- [25] L. Soares, D. Tam, and M. Stumm. Reducing the harmful effects of last-level cache polluters with an OS-level, software-only pollute buffer. In *International Symposium on Microarchitecture (MICRO)*. IEEE, 2008.

- [26] N. Suzuki, H. Kim, D. de Niz, B. Andersson, L. Wrage, M. Klein, and R. Rajkumar. Coordinated bank and cache coloring for temporal protection of memory accesses. In *Computational Science and Engineering (CSE)*, pages 685–692. IEEE, 2013.
- [27] D. Wang. *Modern DRAM Memory systems: Performance Analysis and Scheduling Algorithm*. PhD thesis, University of Maryland at College Park, 2005.
- [28] P. Wang, H. Wang, J. Collins, E. Grochowski, R. Kling, and J. Shen. Memory latency-tolerance approaches for Itanium processors: out-of-order execution vs. speculative precomputation. In *High Performance Computer Architecture (HPCA)*, pages 187–196. IEEE, 2002.
- [29] B. Ward, J. Herman, C. Kenna, and J. Anderson. Making Shared Caches More Predictable on Multicore Platforms. In *Euromicro Conference on Real-Time Systems (ECRTS)*, 2013.
- [30] Z. Wu, Y. Krish, and R. Pellizzoni. Worst Case Analysis of DRAM Latency in Multi-Requestor Systems. In *Real-Time Systems Symposium (RTSS)*, 2013.
- [31] G. Yao, R. Pellizzoni, S. Bak, E. Betti, and M. Caccamo. Memory-centric scheduling for multicore hard real-time systems. *Real-Time Systems*, 48(6):681–715, 2012.
- [32] H. Yun, R. Mancuso, Z. Wu, and R. Pellizzoni. PALLOC: DRAM Bank-Aware Memory Allocator for Performance Isolation on Multicore Platforms. In *Real-Time and Embedded Technology and Applications Symposium (RTAS)*, 2014.
- [33] H. Yun, G. Yao, R. Pellizzoni, M. Caccamo, and L. Sha. Memory Access Control in Multiprocessor for Real-time Systems with Mixed Criticality. In *Euromicro Conference on Real-Time Systems (ECRTS)*, 2012.
- [34] H. Yun, G. Yao, R. Pellizzoni, M. Caccamo, and L. Sha. MemGuard: Memory Bandwidth Reservation System for Efficient Performance Isolation in Multi-core Platforms. In *Real-Time and Embedded Technology and Applications Symposium (RTAS)*, 2013.
- [35] X. Zhang, S. Dwarkadas, and K. Shen. Towards practical page coloring-based multicore cache management. In *European Conf. on Computer Systems (EuroSys)*, 2009.