

TLS Proxies: Friend or Foe?

Mark O’Neill, Scott Ruoti, Kent Seamons, Daniel Zappala

Brigham Young University
Department of Computer Science
Provo, UT 84602

mto@byu.edu, ruoti@isrl.byu.edu, seamons@cs.byu.edu, zappala@cs.byu.edu

ABSTRACT

The use of TLS proxies to intercept encrypted traffic is controversial since the same mechanism can be used for both benevolent purposes, such as protecting against malware, and for malicious purposes, such as identity theft or warrantless government surveillance. To understand the prevalence and uses of these proxies, we build a TLS proxy measurement tool and deploy it via Google AdWords campaigns. We generate 15.2 million certificate tests across two large-scale measurement studies. We find that 1 in 250 TLS connections are TLS-proxied. The majority of these proxies appear to be benevolent, however we identify over 3,600 cases where eight malware products are using this technology nefariously. We also find numerous instances of negligent, duplicitous, and suspicious behavior, some of which degrade security for users without their knowledge. Distinguishing these types of practices is challenging in practice, indicating a need for transparency and user awareness.

1. INTRODUCTION

Secure communication on the Internet is based primarily on digital certificates signed by certificate authorities and intermediate authorities. This validation system is currently being compromised by the use of TLS proxies, which can act as a man-in-the-middle (MitM) for TLS connections (e.g., [9, 37, 20, 11, 43]). A TLS proxy can issue a *substitute certificate* for any site the user visits, so that the user establishes an encrypted connection to the proxy rather than the desired web site. The proxy can then decrypt and monitor or modify all user traffic, before passing it along via a second encrypted channel to the desired web site. TLS proxies are used for a variety of legitimate purposes, such as blocking malware, but can also be used by malicious entities to compromise the privacy or security of end users. Isolated attacks had been observed in the wild, notably in Iran [1] and Syria [14]. The most dangerous aspect of TLS proxies is that the user is entirely unaware that encrypted traffic is being intercepted by an organization or attacker. The use of TLS proxies is controversial because browser software still shows a lock icon during such sessions, misleading users and compromising the end-to-end security

promises made by TLS.

Detecting the presence and prevalence of TLS proxies is a challenging measurement problem. To detect a proxy, we must obtain the certificate a client, such as a web browser, actually obtains, then compare this with the valid certificate presented by the server the client is contacting. A mismatch indicates that some kind of proxy, either benevolent or malicious, is intercepting the client’s traffic to that particular server. To determine the prevalence of TLS proxies, we must repeat this measurement on as many client systems as possible. A variety of studies have examined the certificate ecosystem by scanning secure servers from a single point of view [22, 15, 13] or using passive monitors from several vantage points [15, 5]. However, detecting proxies necessitates measurements at the client, and less work has been done in this space.

Two recent works have found some evidence for TLS proxies by measuring certificates received by clients. Huang et al. measure the prevalence of TLS proxies that intercept traffic from clients connecting to Facebook [24], finding that 1 in 500 TLS connections are proxied, mostly by corporate Internet filters and personal antivirus software. In addition, a small number of connections were found to be intercepted by malware. Because this study uses Flash to detect a certificate mismatch, it does not detect proxies affecting most mobile devices. The Netalyzer project measured certificates received by Android apps, assessing 15,000 sessions and identifying just one case of a TLS proxy running in an analytics app [45]. Though this is a very low rate of prevalence (30 times less than Huang’s study), the app was found to whitelist several sites, including Facebook. This indicates that measurements of proxies should examine low-profile sites that are unlikely to be whitelisted.

In this paper, we report on our measurements of the prevalence of proxies using a Flash app deployed with a Google AdWords campaign. Like Huang, our measurements use Flash to detect a certificate mismatch without any user interaction. However, we deploy our tool using a Google AdWords campaign, which affords a number of advantages. First, we are able to actively

measure clients, based on how much money we spend on the advertisement, enabling us to collect as many as 12 million measurements in one week by spending \$750 per day. Second, we are able to target our measurements at any country, so that we can measure proxy prevalence in distinct areas of the world. Third, we are able to measure any site that has a permissive Flash socket policy file. Together, these characteristics give us a broader view of TLS proxies on the Internet, including those that may have whitelisted Facebook.

In this paper, we report on a two-part measurement study of TLS proxies using a Google AdWords campaign. The first part of the study measures proxies broadly, wherever Google places our advertisement, comprising 2.9 million certificate tests, with proxied users in 142 countries. The second part of the study specifically targets users in five countries (China, Ukraine, Russia, Egypt, and Pakistan) in addition to the world at large. This covers 12.3 million certificate tests, finding proxied users in 147 countries. The first part measures proxies intercepting traffic to a new server on our campus, which is highly unlikely to be whitelisted by any proxy. The second part measures proxies intercepting traffic to seventeen sites on the Alexa top million in addition to our own server. We are able to scan these seventeen sites because they have permissive Flash socket policy files; scans of the entire Alexa top million are not possible without installing new software on client machines.

Our basic findings are as follows:

- The first part of our study found 11,764 proxied connections out of 2.9 million total measurements (0.41% or approximately 1/250 of all connections) spanning 142 countries. This rate is double that reported by Huang. We found that most substitute certificates claim to be from benevolent TLS proxies, with 70.87% claiming to be generated by a firewall software and 12.66% claiming to be generated by a corporate network.
- The second part of our study, which queried multiple secure hosts, found 50,761 proxied connections out of 12.3 million total measurements (again, 0.41% of all connections) spanning 147 countries. It is surprising that the overall prevalence is identical in both studies, which seems to indicate that none of the sites we tested was whitelisted by proxies.
- Our second study targeted specific countries with the Google AdWords placement. We find that proxy rates vary significantly with respect to the origin country of the user. China has an exceptionally low rate of TLS proxies whereas the United States and other western nations tend to have much higher rates of TLS proxies. Targeted countries also have a greater rate of unclassifiable TLS prox-

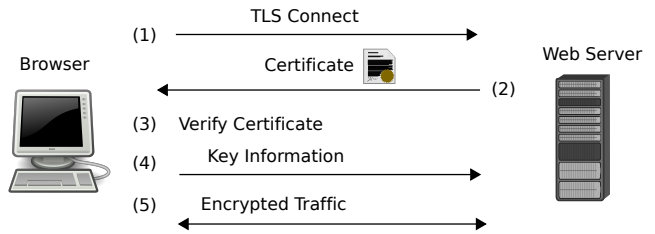


Figure 1: High-level view of secure session establishment via TLS

ies that disclose little to no information about their nature.

- In both studies we found numerous instances of negligent and malicious behavior. Our analysis of one parental filter finds that it masks forged certificates, allowing an attacker to easily perform a MitM attack against the firewall’s users. In addition, we found eight malware products affecting over 3,600 connections that install a new root certificate and act as a TLS proxy to dynamically insert advertisements on secure sites. We also found evidence that spammers are using TLS proxies in their products and that botnets may be using this technique. We found numerous other suspicious circumstances in substitute certificates, such as a null Issuer Organization, falsified certificate authority signatures, and downgraded public key sizes.

2. BACKGROUND

To validate the identity of a website such as Amazon, the web browser relies on certificate authorities (CAs), which digitally sign certificates vouching for the identity of the web server. Figure 1 provides a high-level overview of a TLS handshake where the browser initiates a TLS connection with the server, and retrieves the server’s certificate. The browser verifies this certificate and, if it is valid, sends random data securely to the server that is used to seed the generation of the necessary encryption keys. The browser and the server can now exchange encrypted traffic.

Web browsers authenticate a site by validating a chain of digital signatures from the site’s certificate back to one of a set of trusted root certificates. These certificates comprise the “root store” and are typically bundled with the operating system or browser. For example, the certificate for `www.google.com` is signed by the Google Internet Authority G2, an intermediate certificate authority run by Google. This certificate is in turn signed by GeoTrust Global CA, a certificate authority whose certificate is located in the root store of the browser or operating system. This is exemplified in Figure 2(a). The legitimate certificate for `google.com` is accepted because it has a valid chain of signatures leading back to a

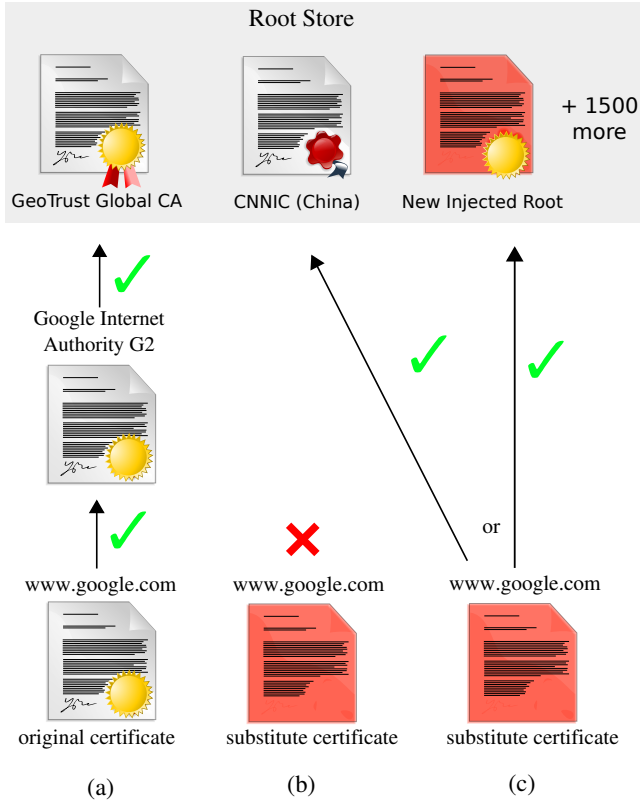


Figure 2: Certificate validation. Part (a) shows expected behavior when the `www.google.com` webserver provides its certificate to the browser for validation. The certificate’s signature is validation against an intermediate certificate, Google Internet Authority G2, which is in turn signed by a certificate in the trusted root store. Part (b) shows a substitute certificate invalidated due to lack of any signatures leading back to a root certificate. Part (c) shows a validated substitute certificate issued by a rogue or compromised certificate authority (left arrow) and a validated substitute certificate signed by an authority who injected a new trusted certificate into the root store.

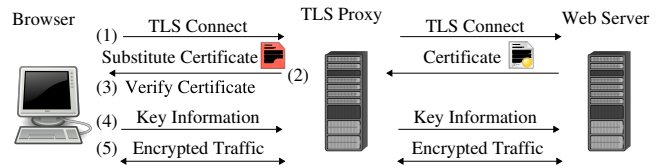


Figure 3: “Secure” session establishment with involving a TLS proxy

trusted certificate in the root store. Figure 2(b) shows a case where a substitute certificate’s signature cannot be traced back to a root store certificate and is rejected. This is expected behavior for substitute certificates.

This system can be attacked by a TLS proxy inserting itself as a man-in-the-middle between the browser and the web server. As shown in Figure 3, when the browser tries to open a secure connection to the web server, this connection is instead intercepted by the proxy. The proxy also provides a falsified, substitute certificate to the browser, so that it can impersonate the original website. For this to work, the proxy must somehow control a substitute certificate for the original website that validates against the root store of the user. This can be accomplished in a variety of ways, both benign and malicious.

Figure 2(c) illustrates two ways the operator of a proxy can provide valid certificates that do not elicit a browser warning. One way (indicated by the vertical arrow) is to directly insert a certificate into the trusted root store. For example, an organization can use enterprise software to supply its own certificates for the root store of all computers in the organization. This is generally done for benevolent reasons, such as blocking malware and viruses, providing intrusion detection, or protecting intellectual property. Likewise, personal fire-wall software often installs a new root certificate so that it can offer users the feature of scanning their encrypted traffic for malware. Finally, in the case of mobile devices, a manufacturer may add certificates to the root store, ostensibly for speeding up web browsing. Nokia came under fire recently for doing this [36].

Other ways of providing seemingly-valid certificates are more nefarious. A malicious entity can also install new certificates into an operating system’s root store. For example, malware typically has permission to add new certificates when it is installed inadvertently by the user. Sometimes this may be as simple as asking the user for install privileges, and many users are trained to click “OK” whenever the operating system asks them for this. It is even possible for a malicious entity to act as a proxy without adding any new certificates to a victim’s root store. This is shown by the left-leaning arrow

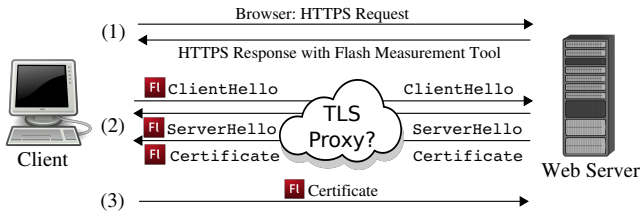


Figure 4: TLS Proxy Measurement

from the certificate in Figure 2(c). A rogue certificate authority can issue any certificate it wants, since all root certificates are allowed to sign for any domain. There have also been numerous reported cases of compromised and negligent certificate authorities that allow attackers to issue fraudulent certificates [13]. In addition, some governments, such as China and the United States, control their own root certificate authorities, and evidence suggests that a government may coerce authorities into granting them certificates for domains they do not own [32, 15].

In summary, a TLS proxy can be operated by both malicious and benign parties including parental control software, corporate firewalls, malware, hackers, and government surveillance operatives.

3. MEASUREMENT TOOL

We have developed a tool to measure the prevalence of TLS proxies using existing, widely-deployed technologies. The tool runs silently from the perspective of the user; no user action is required, either to install any software or to interact with the tool. This is a significant advantage as compared to other work that requires client-side software installation [46, 32, 4, 23, 6, 7].

3.1 Design

To meet our objective of using existing browser technologies without requiring further client installation, we take advantage of the widespread deployment and transparency afforded by the Adobe Flash runtime. By hosting a Flash application on a web page the server can upload it to a visiting client, which runs it without any user interaction. Our tool works by sending a `ClientHello` message to a TLS-enabled server and recording the `ServerHello` and `Certificate` messages received in response. The retrieved certificate(s) is then forwarded to the web server for verification. This process is handled in three steps, illustrated in Figure 4:

1. **Retrieve measurement tool.** The client browser connects to the web server where the Flash application is hosted. The application need not be visible to the user and can merely be embedded in the background of an otherwise normal web page. The web page data, along with the embedded Flash application, is then downloaded by the client.

2. **Record certificate.** The Flash tool is run automatically by the browser. The tool sends a `ClientHello` message back to the server to initiate a TLS handshake. The tool then records the `ServerHello` and `Certificate` messages received in response and terminates the handshake.

3. **Report results.** The tool reports these results back to the server using an HTTP POST request. The server then compares the certificate received with the original it sent. A mismatch indicates the presence of a TLS proxy.

To deploy our tool a website administrator need only do the following:

1. **Host the Flash application on the web server** and invoke it from the desired pages. The tool can be deployed transparently within existing web pages with no visible changes.
2. **Host a simple “socket policy file” on the server.** For security reasons the Flash runtime requires that applications attempting to establish a TCP connection with a remote host first obtain permission from that host via a simple policy file. The request for this file is sent automatically by the Flash runtime. The software to host such a file is extremely simple and easily deployed. This particular security feature of Flash prohibits the tool from testing client connections to arbitrary hosts; all hosts tested must first grant permission through their respective socket policy files. We serve our socket policy file on the same port used by our web server (80). This reduces the effect of captive portals, which often block traffic targeting ports other than those used by HTTP and HTTPS (e.g., airport public access WiFi). Our socket policy server implementation is provided on our website.

3.2 Implementation

To implement our tool it was necessary to retrieve the certificate used during a TLS handshake. It would have been preferable to use JavaScript or HTML5 to retrieve the certificate used as part of a current TLS connection, but unfortunately there is no API available for this. Firefox allows a plugin to request the certificate, but plugins require manual client installation. This left us with the alternative of establishing a plain TCP connection with the target server and then initiating a TLS handshake. Unfortunately, the ability to use a plain TCP connection rules out the use of HTML5 `WebSockets`.

Due to these constraints, we opted to use the Adobe Flash platform. Beginning with version 11.0 of the Flash runtime, Adobe made available a `SecureSockets` API that allows developers to access certificate data from a

TLS connection. However, these versions of Flash were too recent to enjoy the reported 98.9% desktop market penetration of Flash 9.0 [2]. Thus we implemented our tool in ActionScript using only libraries supported by the Flash 9.0 runtime. Using the `Socket` API provided by Flash 9.0 we implemented functionality required to perform a partial TLS handshake. After receiving the full `Certificate` message from the desired host the handshake is aborted and the connection is closed. The Flash application records and parses all certificates received from the `Certificate` message (as some hosts offer certificate chains) and stores them locally until it parses the final one. All certificate data, in PEM format, is concatenated and then sent as an HTTP POST request back to the host for analysis.

Code for the measurement tool and collected datasets will be available for download at <https://tlsresearch.byu.edu>.

3.3 Limitations

Our tool is unable to measure TLS proxies being used against most mobile devices. An overwhelming majority of mobile platforms do not support Flash and Adobe has discontinued their development of Flash for mobile devices.

It is possible that TLS proxies could be engineered to circumvent our measurements. At the time of our study, our measurement methodology was not well known, so it is unlikely that any attacker was evading detection or tampering with our reports. However, in the case that this methodology becomes well-known, it would be difficult to prevent dedicated attackers from modifying their TLS proxies to avoid our measurements.

4. GOOGLE ADWORDS CAMPAIGNS

To achieve rapid and widespread deployment of our measurement tool we leveraged the Google AdWords platform. This strategy for using an advertising campaign to conduct an end-user measurement study has previously been used to study CSRF attacks [8], DNS rebinding attacks [27], and DNSSEC deployment [25, 26, 30]. Our study is the first to use this same method to measure the deployment of TLS proxies. The results from this study shed light on the legitimate demand for TLS proxies as well as several suspicious or duplicitous practices.

The deployment of the measurement tool is given in Figure 5. Deployment responsibilities were delegated to the Google AdWords platform, while all reports from the tool were sent back to a reporting server we controlled. To accommodate placement in advertisements, our measurement tool was modified to contain a visible canvas on which we place a simplistic advertisement for our research lab. Figure 6 shows the advertisement as it appeared to web users during our measurement study.

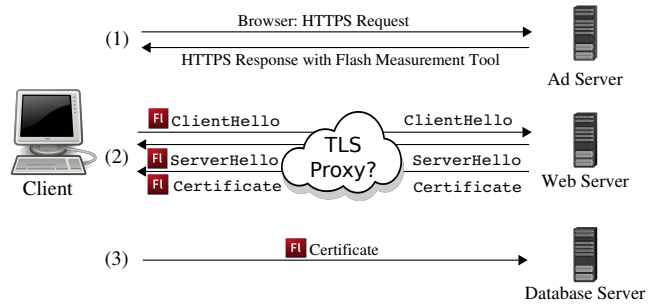


Figure 5: Using an Ad Server for TLS Proxy Measurement



Figure 6: Appearance of tool via Google AdWords

Our measurement tool was run as soon as user’s browsers loaded the advertisement, and required no interaction from the users.

For our ad campaigns we leveraged the CPM (cost-per-impression) bidding model for our campaign, which maximizes the number of unique clients presented with our ad. We set the Max. CPM to \$10 USD. To help us reach a global audience we indicated that our ad should be served to all locations and languages. Additionally, since ads are shown only on websites that match a set of designated keywords we selected our keywords based on phrases that were currently trending globally on Google Trends [19]. We set our ad to show uniformly throughout the day so as to collect data from users in a variety of locations and situations (e.g., home, commuting, work).

Along with the certificate, we also recorded the IP address of the client tested. This IP address was then used to query the MaxMind GeoLite [34] database to gather geolocation information.

4.1 Campaign Setup for First Study

Our initial Google AdWords advertising campaign ran from January 6, 2014 to January 30, 2014. During the first 17 days of the study we varied the amount of money allocated to the ad campaign, but for the last week we kept it at \$500/day. In this study we only gathered certificate data for our own website, *tlsresearch.byu.edu*. We used the following keywords for the study: “Nelson Mandela”, “Sports”, “Basketball”, “NSA”, “Internet”, “Freedom”, “Paul Walker”, “Security”, “LeBron James”,

Top 25,000	Website	
	Business	Porn
qq.com	airdroid.com	pornclipstv.com
promodj.com	webhost1.ru	porno-be.com
idwebgame.com	restaurantesecia.com.br	pornbasetube.com
parsnews.com	speedtest.net.in	pornozip.net
idgameland.com	iprank.ir	pornorasskazov.net
vcp.ir		

Table 1: Second Study Websites Probed

“Haiyan”, “Snowden”, “PlayStation 4”, “Miley Cyrus”, “Xbox One”, “iPhone 5s”.

This initial campaign generated 4,634,386 impressions and 3,897 clicks (not required to complete the measurement) at a cost of \$4,911.97. In total we completed 2,861,244 successful measurements.

Section 5 discusses the results from this first study.

4.2 Campaign Setup for Second Study

To increase the number of measurements collected and to better understand the nature of TLS proxies we conducted a second set of measurements approximately eight months after the first study.

One question unanswered by the first study was whether TLS proxies were intercepting all traffic, or whether they selectively intercepted traffic according to white or blacklists. To shed light on this subject, we decided to gather measurements for different types of sites:

- **Popular:** Sites from the Alexa top 25,000. Six websites were included in this category.
- **Business:** Commercial sites unlikely to be blocked by places of business. Five websites were included in this category.
- **Pornographic:** Pornographic websites (expected to be blocked by parental filters and places of business). Five websites are included in this category.
- **Authors’:** The single website operated by the authors and also used in the first measurement study.

The policy restrictions of the Flash runtime prohibit establishment of socket connections to arbitrary hosts. Thus all sites used in our study had to host permissive “socket policy files” that allowed connections to port 443 from any domain. We scanned for the presence of permissive socket policy files on the entirety of the Alexa top 1 million websites, and selected the highest ranked such websites for each type to use in the second measurement. Table 1 lists the additional hosts we probed.

At most 17 of these sites were queried by a single served instance of our Flash measurement tool. Due to differences in Internet connectivity quality and hardware

Campaign	Impressions	Click	Cost
Global	3,285,598	5,424	\$4,021.78
China	689,233	652	\$401.41
Egypt	232,218	1,777	\$378.17
Pakistan	183,849	2,536	\$378.26
Russia	230,474	203	\$401.36
Ukraine	364,868	294	\$390.69
Total	5,079,298	11,077	\$6,090.19

Table 2: Second Study Statistics

and software performance, not all clients served with our ad were able to successfully perform TLS handshakes with all hosts. The tool was configured to first test the connection to the authors’ website, before attempting to test connections to the other hosts in parallel.

In this second study, we also targeted specific countries by creating an additional ad campaign for each country. The ad image used in both the global and country specific ad campaigns was the same. Some of the countries we wanted to target were unavailable in Google AdWords (e.g., Iran, Syria) and after discussion we settled on the following five countries: China, Egypt, Pakistan, Russia, and Ukraine.

The second study ran from October 8, 2014 4:00 PM MDT to October 15, 2014 4:00 PM MDT. The budget for the global campaign was \$500/day and the country-specific campaigns were \$50/day. We used the following keywords for the study: “Nelson Mandela”, “Sports”, “Internet Security”, “Basketball”, “Football”, “Freedom”, “NCAA”, “Paul Walker”, “Boston Marathon”, “Election”, “North Korea”, “Harlem Shake”, “PlayStation 4”, “Royal Baby”, “Cory Monteith”, “iPhone 6”, “iPhone 5s”, “Samsung Galaxy S4”, “iPhone 6 Plus”, “TLS Proxies”.

The breakdown of costs and results are given in Table 2. In total we completed 12,314,756 successful measurements.

Section 6 discusses the results from this second study.

5. INITIAL MEASUREMENT STUDY

Our first measurement study was targeted at a general global audience. During the duration of this ad campaign, we served 4.36 million ads and successfully completed 2.86 million measurements. Of those tests, 11,764 returned a different X.509 certificate than was served by our secure web server, indicating the presence of a TLS proxy.

The users behind a proxied connection that were identified by our campaign originated in 142 countries and from 8,589 distinct IP addresses. Due to the targeting algorithms used by Google AdWords, our tool’s exposure

Rank	Country	Proxied	Total	Percent
1	US	2,252	285,078	0.79%
2	Brazil	2,041	298,618	0.68%
3	France	812	74,789	1.09%
4	UK	759	259,971	0.29%
5	Romania	696	94,116	0.74%
6	Germany	499	187,805	0.27%
7	Canada	303	34,695	0.87%
8	Turkey	303	65,195	0.46%
9	India	302	51,348	0.59%
10	Spain	226	62,569	0.36%
11	Russia	224	58,402	0.38%
12	Italy	200	129,358	0.15%
13	S.Korea	196	46,660	0.42%
14	Portugal	185	29,799	0.62%
15	Poland	182	110,550	0.16%
16	Ukraine	160	61,431	0.26%
17	Belgium	136	16,816	0.81%
18	Japan	111	31,751	0.35%
19	Netherlands	104	31,938	0.33%
20	Taiwan	101	61,195	0.17%
	Other (215)	1,972	869,096	0.23%
	Total	11,764	2,861,180	0.41%

Table 3: Proxied connections by country (1st study)

to these countries is not uniformly distributed. Table 3 shows the countries with the most proxied connections in our study. For each country, the table lists the total number of proxied connections, the total number of connections, and the percentage of total connections to that country that were proxied. Some countries have significantly higher percentages of proxied connections than the average, including France (1.09%), Canada (0.87%), Belgium (0.81%), the United States (0.79%), and Romania (0.74%). Together, connections from the United States and Brazil account for 36% of detected proxies.

5.1 Analysis of Issuer Organization

We first analyze the contents of the Issuer Organization in the substitute certificates we collected. We use OpenSSL to decode the certificates and store them in a database, where we can run queries. We also manually inspect the contents of the relevant fields to identify the issuing organization and their software products, using web searches to determine their identity. We emphasize that our results in this section are based on the intercepting proxy self-identifying themselves in the cer-

Rank	Issuer Organization	Connections
1	Bitdefender	4,788
2	PSafe Tecnologia S.A.	1,200
3	Sendori Inc	966
4	ESET spol. s r. o.	927
5	Null	829
6	Kaspersky Lab ZAO	589
7	Fortinet	310
8	Kurupira.NET	267
9	POSCO	167
10	Qustodio	109
11	WebMakerPlus Ltd	95
12	Southern Company Services	62
13	NordNet	61
14	Target Corporation	52
15	DigiCert Inc	49
16	ContentWatch, Inc.	42
17	NetSpark, Inc.	42
18	Sweesh LTD	39
19	IBRD	26
20	Cloud Services	23
	Other (332)	1,121

Table 4: Issuer Organization field values

tificate. It is certainly possible that malicious proxies have hidden their tracks by masquerading as a legitimate organization in the Issuer Organization field, and we cannot detect this.

Table 4 shows the values for the Issuer Organization field of the substitute certificates. Table 5 provides a breakdown of values present in the Issuer Organization field of the substitute certificates. The majority of certificates from proxied connections have an Issuer Organization field matching the name of a personal or enterprise firewall (69.54%). Another 12.66% have the name of an organization set as the Issuer Organization (e.g., Lawrence Livermore National Laboratory, Lincoln Financial Group). Additionally, 7% (829) of the substitute certificates have null values for the Issuer Organization field.

The most suspicious activities discovered were revealed by certificates with an Issuer Organization that matched the names of malware. “Sendori, Inc”, “WebMakerPlus Ltd”, and “IopFailZeroAccessCreate” appeared in 966, 95, and 21 Issuer Organization fields, respectively. Sendori poses as a legitimate enterprise, however they produce software that compromises the DNS lookup of infected machines, allowing them to redirect users to improper hosts. A TLS proxy component is

Proxy Type	Connections	Percent
Business/Personal Firewall	8,101	68.86%
Business Firewall	69	0.59%
Personal Firewall	11	0.09%
Parental Control	156	1.33%
Organization	1,394	12.66%
School	32	0.27%
Malware	1,112	8.65%
Unknown	840	7.14%
Telecom	0	0%
Certificate Authority	49	0.42%

Table 5: Classification of claimed issuer in 1st study

used to bypass host authenticity warnings in the browser. The substitute certificates generated by the TLS proxy are signed by a root authority that was added to the root store of the local machine at the time of infection. Substitute certificates issued by Sendori originated from 30 distinct countries.

The WebMakerPlus malware is primarily associated with inserting advertisements into Web pages. Since modern browsers issue warnings when insecure content is queried from secure connections, we hypothesize that WebMakerPlus uses a TLS proxy to simulate that their advertisements are served from a secure connection. Substitute certificates containing markings for WebMakerPlus originated from 16 distinct countries.

Manual Internet queries revealed that malware was responsible for an Issuer Common Name field value of “IopFailZeroAccessCreate”. The certificates containing this value originated from 14 distinct countries. Disturbingly, each certificate contained the same 512-bit public key. This malware was also reported by [24].

It is somewhat surprising that these malware programs self-identify in the substitute certificates they generate, as an attacker can arbitrarily select values for the fields in a substitute certificate.

In addition to malware discoveries, we found that the names of two companies highly associated with spam were also present in numerous Issuer Organization fields. The names “Sweesh LTD”, and “AtomPark Software Inc” were found in 39 and 20 substitute certificates, respectively. AtomPark offers tools for spammers including “email extractors” and “bulk mailers”. Sweesh offers services to spammers to overcome “hurdles” faced by advertisers and publishers. Internet searches reveal that Sweesh may be responsible for the development of WebMakerPlus.

5.2 Negligent Behavior

Where possible, we installed and characterized personal firewall software from many of the most common companies whose names were provided in the Issuer Organization, Issuer Organizational Unit, and Issuer Common Name fields of our collected certificates. We characterized the behavior of these solutions when running behind our own TLS proxy which issued certificates signed by an untrusted CA. While most solutions properly rejected our forged certificates, Kurupira, a parental filter that is responsible for 267 proxied connections in our dataset, did not. When visiting `google.com` and `gmail.com`, Kurupira replaced our untrusted certificate with a signed trusted one, thus allowing attackers to perform a transparent man-in-the-middle attack against Kurupira users without having to compromise root stores. In contrast, BitDefender not only blocked this forged certificate, but also blocked a forged certificate that resolved to a new root we installed in the victim machine’s root store.

Among the negligent behavior we found are TLS proxies that generate substitute certificates with weak cryptographic strength. Our original certificate has a public key size of 2048 bits. However, we find that 5,951 (50.59%) substitute certificates have public key sizes of 1024 bits and 21 certificates have public key sizes of 512 bits. 23 (0.20%) TLS proxies generated substitute certificates that used MD5 for signing, 21 (0.18%) which were also 512 bit keys. Interestingly, some TLS proxies generated certificates that have better cryptographic strength than our certificate. Seven (0.06%) used certificates with a key size of 2432 and five (0.04%) used SHA-256 for signing.

In addition to problems with cryptographic strength, we discovered that 49 (0.42%) substitute certificates claim to be signed by DigiCert, though none of them actually are. The original certificate from our secure web server is issued by DigiCert High Assurance CA-3, indicating the TLS proxy likely copied this field when creating the substitute. It is alarming that a TLS proxy would opt to copy this field, as it signifies a masquerading as the legitimate authority. It is possible that these proxies are operated by malicious individuals doing their best to not be detected by the user.

Finally, we note that 110 substitute certificates have modifications to the subject field. For 51 (0.43%) certificates, the subject did not match our website’s domain. In many cases a wildcarded IP address was used that only designated the subnet of our website. In two cases the substitute certificate is issued to the wrong domain entirely: `mail.google.com` and `urs.microsoft.com`. These certificates appear to be legitimate for those domains and properly validate back to GeoTrust and Cybertrust roots, respectively.

6. SECOND MEASUREMENT STUDY

Proxy Type	Connections	Percent
Business/Personal Firewall	36,005	70.93%
Business Firewall	1,231	2.43%
Personal Firewall	536	1.06%
Parental Control	428	0.84%
Organization	3,531	6.96%
School	482	0.95%
Malware	2,571	5.06%
Unknown	5,455	10.75%
Telecom	447	0.88%
Certificate Authority	68	0.13%

Table 6: Classification of claimed issuer in 2nd study

During the duration of this second ad campaign we successfully completed 12.3 million measurements targeting five specific countries as well as the world in general. Of those tests, 50,761 returned a different X.509 certificate than was served by the authoritative host.

6.1 Analysis of Issuer Organization

Table 6 contains the breakdown of Issuer Organization fields from our second measurement study. As in our first measurement study, we find that the majority of TLS proxies claim to be features of firewall solutions (74.42%). Organization and school names are also prevalent, accounting for another 6.01% of Issuer Organization values. However, we see an increase in the relative popularity of the “Unknown” as compared to the first study (10.75% from 7.14%). The Unknown category comprises certificates with null or blank issuer fields, or otherwise uncategorizable values. In tandem with this finding we note that the Malware category has decreased in relative popularity from 8.65% to 5.06%. These results were obtained largely from our five targeted countries. The increase in the Unknown category of TLS proxies proxying these countries is alarming. It is possible that malware using TLS proxy features in these regions is more opaque than its earlier counterparts, opting not to disclose its identity through Issuer Organization fields. Even if this is not the case, it is alarming to note that TLS proxies may be decreasing their already-poor visibility to users in those countries.

Another distinguishing feature of our second study’s Issuer Organization fields is the presence of the names of Telecom companies in the dataset. We found 375 proxied connections from IP addresses owned by a Korean telecom company, LG UPLUS. Another four telecom company names were reported from an additional 72 connections. It is unclear whether LG UPLUS and the other companies are using TLS proxies within their own

Rank	Country	Proxied	Total	Percent
1	China	563	2,549,301	0.02%
2	Ukraine	4,329	1,575,053	0.27%
3	Russia	4,532	1,116,341	0.40%
4	Korea	1,722	836,556	0.21%
5	Egypt	3,720	660,937	0.56%
6	Pakistan	1,890	456,792	0.41%
7	Turkey	1,975	411,962	0.48%
8	US	3,327	385,811	0.86%
9	Japan	2,033	273,532	0.74%
10	UK	2,056	266,873	0.77%
11	Brazil	1,889	232,454	0.81%
12	Taiwan	530	186,942	0.28%
13	Romania	2,210	185,749	1.19%
14	Indonesia	798	181,971	0.44%
15	Germany	1,091	177,586	0.61%
16	Italy	737	145,438	0.50%
17	Greece	516	130,613	0.40%
18	Poland	456	127,806	0.36%
19	Czech Rep.	343	110,170	0.31%
20	India	716	102,869	0.70%
	Other (209)	15,328	2,200,000	0.70%
	Total	50,761	12,314,756	0.41%

Table 7: Connections tested by country (2nd study)

office buildings or using them to intercept the traffic of their own users. The latter behavior is not without precedent; Nokia has recently come under fire for such an operation [36].

6.2 Proxy prevalence by specific country

Our second measurement study via AdWords contained six mini-campaigns. Five of these targeted the countries of China, Ukraine, Russia, Egypt, and Pakistan. These countries were selected for their contemporary civil struggles and their respective governments’ stance on free speech. The final mini-campaign targeted the world in general. Table 7 shows a breakdown of the number of connections tested per country. We immediately see that all five specific countries targeted by our campaign lie within the top six most-prevalent countries, showing the dependability of Google Adwords’ country targeting feature. We also note the relatively low percentage of TLS-proxied traffic from China. Before this study the authors hypothesized that this country would have a high amount of TLS-proxied traffic due to its stance on civil liberties and government surveillance. We also find that Ukraine, Russia, Egypt and Pakistan all

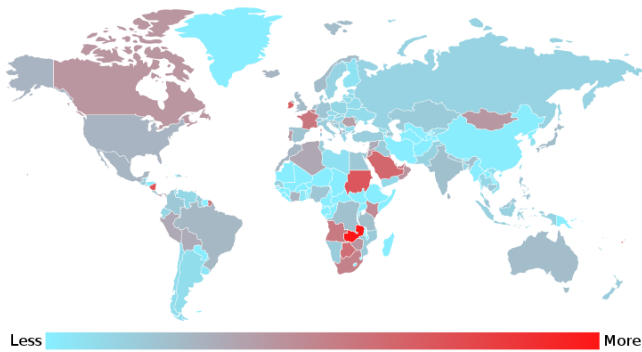


Figure 7: Heat-map of TLS proxy prevalence by country. Highest = 12% proxy rate, lowest = 0% proxy rate

Website Type	Connections	Proxied	Percent Proxied
Popular	5,132,342	20,965	0.41%
Business	1,787,875	7,494	0.42%
Pornographic	3,004,996	12,458	0.41%
Authors'	2,353,717	9,844	0.42%

Table 8: Proxied connection breakdown by host type

have a lower TLS-proxy percentage than western nations such as the United States (0.86%) and the UK (0.77%). This may be due to the fact that most detected firewall solutions are of western origin and western install base. Thus it is possible that the general lower proxy rates in our target countries is due more to consumer choice and buying power.

The relative prevalence of TLS proxies by country is visualized in Figure 7. Low TLS-proxy rates are signified by blue and gradually transition to red with increasing proxy rate. The map includes connection data from our second study in 228 countries and territories.

6.3 Proxy behavior by type of host

The augmented measurement tool used in our second study connected to various types of hosts: popular, business, pornographic, and our own. The breakdown of the prevalence of TLS proxies with respect to each host type is shown in Table 8 (note that the number of connections to each type of host is varies due to the variance in bandwidth and computer performance of our users). The percentage of proxied traffic to each type of host is nearly identical. We also find that individual TLS proxies are also indiscriminate in their behavior toward these types of hosts. These results suggest that TLS proxies do not employ blacklists when deciding which traffic to intercept. Given Huang et al.’s finding of a 0.20% TLS-proxy rate for Facebook connections,

there is some evidence to suggest that at least some TLS proxies are employing whitelists when determining whether to intercept a connection. Facebook’s popularity far exceeds the popularity of our chosen popular hosts (we were constrained to hosts which served permissive Flash socket policy files), so sites akin to it are in a class of their own. It is possible that many benevolent TLS proxies are configured to ignore extremely popular websites run by reputable organizations, perhaps to preserve some privacy and reduce performance overhead.

6.4 More malware

Our second study revealed a continued presence of malware in the TLS proxy space. All of our previously discovered malware was also present in our second study, with an additional five discoveries: issuer fields containing the values Objectify Media Inc (1069 connections), Superfish, Inc. (610 connections), WiredTools LTD (131 connections), Internet Widgits Pty Ltd (67 connections), and ImpressX OU (16 connections). Web research indicated that all these are malware products and one of them, Internet Widgits Pty Ltd, has ties to a botnet. Combined with malware previously identified, malware in the second study accounted for 2,571 of proxied connections.

One suspicious Issuer Organization field was “kowsar”. Certificates with this identifier appeared 268 times, and were retrieved by 266 unique IP addresses. Unlike other Issuer Organizations we found, this identifier did not appear to be associated with a large organization (which would indicate a corporate firewall) or a personal firewall product. The IP addresses given this certificate are from numerous countries around the world and from many different ISPs. Contrast this with the Certificate Issuer “DSP”, which appeared 204 times, but with only one IP. In this case, “DSP” is being used by the Department of Social and Family Affairs (also called the Department of Social Protection), Ireland, and thus likely represents a corporate firewall. The pattern for “kowsar” is indicative of either a popular personal firewall or an active attack such as a botnet.

Similar oddities appear, but on a smaller scale. For example, the Certificate Issuer field “Information Technology” appeared 33 times, covering 3 IP addresses. These IPs were from a Japanese chemical company, an ISP in Netherlands, and a chapter of the American Red Cross. These are such disparate organizations that this looks like suspicious behavior, though it is possible that each of these organizations set up a corporate firewall and chose the same name for the certificate they generated. The Issuer field “MYInternetS” appeared 36 times from 6 different ISPs. Five of these are in Denmark, from a variety of ISPs and a university, yet one is from a cable subscriber in the United States. It is difficult to determine whether cases like this are examples of

malware.

Even more worrisome are the 5,455 instances where we could not identify the issuer, and the 1,518 where the issuer field is null or blank. Whoever set up the TLS proxy in these cases did not want to be identified.

7. MITIGATION

A large body of work seeks to detect and prevent TLS proxies, generally regarding them as MitM attacks. Clark and van Oorschot [10] provide an extensive survey of this area and provide one of the few research papers that acknowledges the existence of benevolent TLS proxies. Below we survey the various mitigation approaches in the field.

Multi-path probing allows clients to determine whether the certificate they have been given for a server is different from those seen by most other clients. Representative systems include Perspectives [46], Convergence [32], and DoubleCheck [4]. Crossbear [23] goes a step further to use traceroute to localize the origin of the attack. Other systems use existing Certificate Authorities or centralized notaries to vouch for the authenticity of a certificate [17, 6, 7]. Each of these systems may suffer from false alarms due to benign changes to certificates and the presence of multiple valid certificates for a given site [5].

There are several proposals to leverage the *shared password* between the client and server to prevent a MitM attack. Direct Validation of Certificates (DVCert) [12] permits the server to attest to the authenticity of all the certificates used in a session with the web application, including certificates from other domains. SSL/TLS Session-Aware User Authentication [39, 40] thwarts TLS MitM attacks through user authentication tokens based on client credentials and TLS session information. The proposed TLS-SRP protocol [44] would extend the TLS handshake to support mutual authentication based on a shared password.

Several proposals leverage *DNS* to prevent MitM attacks. ConfiDNS [41] utilizes the temporal and spatial redundancy of the existing DNS system to assess agreement for IP resolution. The DNS-Based Authentication of Named Entities (DANE) [21] protocol enables administrators to bind hostnames to their certificates. This permits public keys to be transmitted via DNSSEC without involving a CA.

Certificate pinning [18] is a Google proposal for the web server to limit all future HTTPS connections to a limited set of server certificates. Pinning is a trust-on-first-use technology. The Google Chrome browser comes pre-configured with some Google certificates already pinned in advance so the user does not have the TOFU issue with those sites. Chrome also trusts any locally installed trusted roots, so benevolent proxies and malware can circumvent the pinning process. Trust Assertions

for Certificate Keys (TACK) [33] is a TLS extension for the server to pin a signing key that must sign all other keys in the domain.

Another approach is to use an *audit log* of valid certificates issued by Certificate Authorities. Representative work in this area is Certificate Transparency (CT) [29, 42] and the EFF sovereign keys (SK) project [16]. The Accountable Key Infrastructure (AKI) [28] is a proposal for new infrastructure to validate public keys and reduce the reliance on CAs. This system also includes public log servers that support public validation of certificate integrity.

A different approach acknowledges that there is an industry need for TLS inspection to detect malware or protect intellectual property. Several proposals to the IETF from industry introduce mechanisms that would make proxies visible to the other participants in a chain of TLS connections and could include user notification and consent [35, 31]. Another proposal [38] introduces an extension to TLS that enables a client to share decryption keys with a TLS proxy. A potential drawback is that the key-sharing mechanism represents a new attack surface that hackers could attempt to exploit to acquire the decryption keys for a TLS session.

8. RELATED WORK

The most closely related work in this field is a recent paper by Huang et al., which independently develops a measurement tool that is very similar to ours and conducts a measurement study of TLS proxies that intercept the Facebook website [24]. We discussed the primary differences in methodology in Section 1. Generally speaking, the advantage of Huang’s methodology is that they find proxies specifically targeting Facebook, whereas the advantage of our methodology is that we can target our measurements for selected countries and for selected websites that have permissive Flash socket policy files. This enables us to actively collect a broader measurement of proxies.

In comparing our results to Huang, the prevalence of proxies in our study is roughly twice what was measured by Huang (0.41% versus 0.20%). In addition, we find a wider array of malware, deceptive practices, and suspicious circumstances. Both of these results are likely due to the more comprehensive measurements we make, avoiding a site such as Facebook that is likely on the whitelist for many proxies. Our measurements of WebMakerPlus, Objectify Media, Superfish, WiredTools, Internet Widgits Pty, ImpressX, and kowsar all represent malware found only in our study. Likewise, the presence of spam infections from Sweesh and AtomPark are unique to our study, as is the evidence of botnets using TLS proxies. We are the first to identify a parental filter replacing an untrusted certificate with a trusted one. Our country-specific measurement campaigns add

additional data to the field.

The only other paper to find evidence of TLS proxies is the work from The Netalyzer project, which analyzes the root store of Android devices [45]. Their primary findings include the use of manufacturer and vendor-specific certificates, the presence of unusual root certs, and third party apps that manipulate the root store. In addition, they find one case of a TLS proxy, out of 15,000 assessed TLS sessions. The app whitelists several sites, including Facebook, Twitter, and several Google sites, but intercepts mail from Yahoo, Google, and traffic to several major banks. It is difficult to compare the prevalence (1 in 15K) to rates found by Huang and this paper because the sample is from users choosing to download the Netalyzer App.

Another closely related paper is the Crossbear system [23], which is designed for volunteer hunters to work together to detect and localize real-world TLS MitM attacks. After the client establishes a TLS connection to a website, the client sends the received certificate chain to a central Crossbear server. The Crossbear server establishes its own secure connection with the website and also queries Convergence for additional data about the website’s certificate. This information is recorded in a database on the server and is also sent to the client. If the cumulative data received by the client suggest a MitM is present, the client performs a traceroute operation to the malicious server and sends that information to the Crossbear server. The Crossbear server attempts to localize the origin of the MitM attacker by using traceroute data from many Crossbear clients. Crossbear was deployed in 150 locations on the PlanetLab testbed and had not detected any attacks (or benevolent TLS proxies) at the time of the report.

Finally, a number of surveys collect and analyze SSL certificates and certificate authorities on the Internet [15, 22, 3, 13, 5]. These studies do not examine the use of substitute certificates by TLS proxies, but focus on issues such as TLS errors, properties of certificates and the PKI system, and poor security practices.

9. CONCLUSION

Using an automatic measurement tool and two large-scale measurement campaigns via Google AdWords, we expose a variety of TLS proxies worldwide. We find that overall, 0.41% of all connections tested are behind a TLS proxy. Given that both benevolent and malicious uses of TLS proxies use similar if not identical methodologies, distinguishing between the two is a difficult task. For example, analysis of substitute certificate fields shows that most TLS proxies claim to be acting on behalf of concerned users, behaving as firewalls for both personal and business use. However, since TLS proxies violate the normal hierarchy of trust, it is impossible to verify the claims made in those fields. Despite this, we have found

eight distinct, self-identifying malware which proxied over 3,600 of our total connections. The prevalence of malware using TLS proxying techniques illustrates the need for stronger controls over the root stores of browsers and operating systems. Even more TLS proxy instances chose to remain entirely anonymous by providing indiscernible or no information in substitute certificate data. Our additional findings of telecom-run TLS proxies, null issuer fields, and falsified certificate authority signatures further highlight the need for transparency in this area. We stress the need for better systems in the browser and/or operating system to assist in both user awareness and distinguishing between benevolent and malicious uses of TLS proxies.

10. ACKNOWLEDGMENTS

This work is supported by a 2014 Google Faculty Research Award.

11. REFERENCES

- [1] H. Adkins. An update on attempted man-in-the-middle attacks. <http://googleonlinesecurity.blogspot.com/2011/08/update-on-attempted-man-in-middle.html>.
- [2] Adobe. Adobe Flash Player PC penetration. http://www.adobe.com/products/player_census/flashplayer/PC.html. Accessed: 22 March, 2013.
- [3] D. Akhawe, B. Amann, M. Vallentin, and R. Sommer. Here’s my cert, so trust me, maybe?: understanding TLS errors on the web. In *Proceedings of the 22nd international conference on World Wide Web*, pages 59–70. International World Wide Web Conferences Steering Committee, 2013.
- [4] M. Alicherry and A. D. Keromytis. Doublecheck: Multi-path verification against man-in-the-middle attacks. In *14th IEEE Symposium on Computers and Communications (ISCC)*, pages 557–563. IEEE, 2009.
- [5] B. Amann, R. Sommer, M. Vallentin, and S. Hall. No attack necessary: The surprising dynamics of SSL trust relationships. In *Proceedings of the 29th Annual Computer Security Applications Conference, ACSAC ’13*, pages 179–188, New York, NY, USA, 2013. ACM.
- [6] B. Amann, M. Vallentin, S. Hall, and R. Sommer. Extracting certificates from live traffic: A near real-time SSL notary service. Technical report, TR-12-014, ICSI Nov. 2012, 2012.
- [7] B. Amann, M. Vallentin, S. Hall, and R. Sommer. Revisiting SSL: A large-scale study of the internet’s most trusted protocol. Technical report, TR-12-015, ICSI Dec. 2012, 2012.

- [8] A. Barth, C. Jackson, and J. C. Mitchell. Robust defenses for cross-site request forgery. In *Proceedings of the 15th ACM Conference on Computer and Communications Security*, pages 75–88. ACM, 2008.
- [9] T. Chiu. The growing need for SSL inspection. <http://www.bluecoat.com/security/security-archive/2012-06-18/growing-need-ssl-inspection/>, 2011. Accessed: 27 February, 2014.
- [10] J. Clark and P. C. van Oorschot. SoK: SSL and HTTPS: Revisiting past challenges and evaluating certificate trust model enhancements. In *IEEE Symposium on Security and Privacy (SP)*, pages 511–525. IEEE, 2013.
- [11] B. Coat. Proxysg. <http://www.bluecoat.com/products/proxysg>. Accessed: 9 January, 2014.
- [12] I. Dacosta, M. Ahamad, and P. Traynor. Trust no one else: Detecting MITM attacks against SSL/TLS without third-parties. In *Computer Security—ESORICS 2012*, pages 199–216. Springer, 2012.
- [13] Z. Durumeric, J. Kasten, M. Bailey, and J. A. Halderman. Analysis of the HTTPS certificate ecosystem. In *Internet Measurement Conference*, 2013.
- [14] P. Eckersley. A syrian man-in-the-middle attack against facebook. <https://www.eff.org/deeplinks/2011/05/syrian-man-middle-against-facebook>, May 2011.
- [15] P. Eckersley and J. Burns. The (decentralized) SSL observatory. In *USENIX Security Symposium*, 2011.
- [16] E. F. F. (EFF). The Sovereign Keys Project. <http://www.eff.org/sovereign-keys/>, 2011.
- [17] K. Engert. MECAI - mutually endorsing CA infrastructure. <http://kuix.de/mecai>. Accessed: March 2013.
- [18] C. Evans and C. Palmer. Certificate pinning extension for HSTS. <http://tools.ietf.org/html/draft-evans-palmer-hsts-pinning-00>. Accessed: 22 March, 2013.
- [19] Google. Google trends globally trending keywords. <http://www.google.com/trends/?geo>. Accessed: 01 January, 2014.
- [20] A. Group. AD locksmith. <http://www.accessdata.com/products/cyber-security/ad-locksmith>. Accessed: 9 January, 2014.
- [21] P. Hoffman and J. Schlyter. The DNS-based authentication of named entities (DANE) transport layer security (TLS) protocol: TLSA, RFC 6698. <https://datatracker.ietf.org/doc/rfc6698>, 2012. Accessed: 24 Feb, 2014.
- [22] R. Holz, L. Braun, N. Kammenhuber, and G. Carle. The SSL landscape: a thorough analysis of the x.509 PKI using active and passive measurements. In *Proceedings of the 2011 ACM SIGCOMM conference on Internet measurement conference*, pages 427–444. ACM, 2011.
- [23] R. Holz, T. Riedmaier, N. Kammenhuber, and G. Carle. X.509 forensics: Detecting and localising the SSL/TLS men-in-the-middle. In *17th European Symposium on Research in Computer Security (ESORICS)*, pages 217–234. Springer, 2012.
- [24] L.-S. Huang, A. Rice, E. Ellingsen, and C. Jackson. Analyzing forged ssl certificates in the wild. In *To appear, IEEE Symposium on Security and Privacy*, 2014.
- [25] G. Huston. Counting DNSSEC. <https://labs.ripe.net/Members/gih/counting-dnssec>. Accessed: 26 February, 2014.
- [26] G. Huston and G. Michaelson. Measuring DNSSEC performance. <http://potaroo.net/ispcol/2013-05/dnssec-performance.html>. Accessed: 26 February, 2014.
- [27] C. Jackson, A. Barth, A. Bortz, W. Shao, and D. Boneh. Protecting browsers from DNS rebinding attacks. *ACM Transactions on the Web (TWEB)*, 3(1):2, 2009.
- [28] T. H.-J. Kim, L.-S. Huang, A. Perring, C. Jackson, and V. Gligor. Accountable key infrastructure (AKI): A proposal for a public-key validation infrastructure. In *Proceedings of the 22nd International Conference on World Wide Web*, pages 679–690. International World Wide Web Conferences Steering Committee, 2013.
- [29] B. Laurie, A. Langley, and E. Kasper. Certificate transparency, IETF RFC 6962. <http://tools.ietf.org/html/rfc6962>, Jun 2013.
- [30] W. Lian, E. Rescorla, H. Shacham, and S. Savage. Measuring the practical impact of DNSSEC deployment. In *Proceedings of USENIX Security*, 2013.
- [31] S. Loreto, J. Mattsson, R. Skog, H. Spaak, G. Gus, and M. Hafeez. Explicit trusted proxy in HTTP/2.0, Internet Draft. <http://tools.ietf.org/html/draft-loreto-httpbis-trusted-proxy20-01>, February 2014.
- [32] M. Marlinspike. SSL and the future of authenticity. *Black Hat USA*, 2011.
- [33] M. Marlinspike and T. Perrin. Trust assertions for certificate keys. <http://tack.io/>, 2013.
- [34] MaxMind. Geolite. http://dev.maxmind.com/geoip/legacy/geolite/#IP_Geolocation. Accessed: 27 February, 2014.
- [35] D. McGrew, D. Wing, Y. Nir, and P. Gladstone.

- TLS proxy server extension, Internet-Draft, TLS Working Group.
<http://tools.ietf.org/html/draft-mcgrew-tls-proxy-server-01>, July 2012.
- [36] D. Meyer. Nokia: Yes, we decrypt your HTTPS data, but don't worry about it.
<http://gigaom.com/2013/01/10/nokia-yes-we-decryptyour-https-data-but-dont-worry-about-it/>. Accessed: 13 April, 2013.
- [37] P. A. Networks. Decryption.
<https://www.paloaltonetworks.com/products/features/decryption.html>. Accessed: 27 February, 2014.
- [38] Y. Nir. A method for sharing record protocol keys with a middlebox in TLS, Internet-Draft, TLS Working Group.
<http://tools.ietf.org/html/draft-nir-tls-keyshare-02>, March 2012.
- [39] R. Oppliger, R. Hauser, and D. Basin. SSL/TLS session-aware user authentication—or how to effectively thwart the man-in-the-middle. *Computer Communications*, 29(12):2238–2246, 2006.
- [40] R. Oppliger, R. Hauser, and P. D. BASIN. SSL/TLS session-aware user authentication. *Computer*, 41(3):59–65, 2008.
- [41] L. Poole and V. S. Pai. ConfiDNS: Leveraging scale and history to improve DNS security. In *Proceedings of WORLDS*, volume 6, 2006.
- [42] M. D. Ryan. Enhanced certificate transparency and end-to-end encrypted mail. In *Network and Distributed System Security Symposium (NDSS)*. Internet Society, 2014.
- [43] Symantec. Web gateway.
<http://www.symantec.com/web-gateway>. Accessed: 9 January, 2014.
- [44] D. Taylor, T. Wu, and T. Perrin. Using the secure remote password (SRP) protocol for TLS authentication, IETF RFC 5054, Network Working Group. <http://tools.ietf.org/html/rfc5054>, Nov 2007.
- [45] N. Vallina-Rodriguez, J. Amann, C. Kreibich, N. Weaver, and V. Paxson. A tangled mass: The android root certificate stores. In *Proceedings of the 10th ACM International on Conference on emerging Networking Experiments and Technologies*, pages 141–148. ACM, 2014.
- [46] D. Wendlandt, D. G. Andersen, and A. Perrig. Perspectives: Improving SSH-style host authentication with multi-path probing. In *USENIX Annual Technical Conference*, pages 321–334, 2008.