

Lagrangian Variational Framework for boundary value problems

Alexander Figotin and Guillermo Reyes
Department of Mathematics
University of California at Irvine
Irvine, CA 92697-3875

August 1, 2018

Abstract

A boundary value problem is commonly associated with constraints imposed on a system at its boundary. We advance here an alternative point of view treating the system as interacting "boundary" and "interior" subsystems. This view is implemented through a Lagrangian framework that allows to account for (i) a variety of forces including dissipative acting at the boundary; (ii) a multitude of features of interactions between the boundary and the interior fields when the boundary fields may differ from the boundary limit of the interior fields; (iii) detailed pictures of the energy distribution and its flow; (iv) linear and nonlinear effects. We provide a number of elucidating examples of the structured boundary and its interactions with the system interior. We also show that the proposed approach covers the well known boundary value problems.

1 Introduction

A conventional *boundary value problem* is defined by evolution equations governing the dynamics of relevant fields at interior points combined with *boundary conditions* (equations) to form a well-posed problem. Often, such conditions are imposed *ad hoc* based on physical considerations at the boundary points. The well-posedness of the resulting boundary value problem has to be established then independently. The usage of the term "boundary" is justified by its direct relation to the physical (geometric) boundary $B = \partial D$ of a spatial domain D associated with the system of relevant scalar *interior fields*

$$\psi_D^\ell(x, t), \quad x \in D, \quad \ell = 1, 2, \dots, k,$$

defining the system interior state (configuration) at time t . A boundary value problem consists of equations satisfied by $\psi_D^\ell(x, t)$ on D , as well as *boundary conditions* to be satisfied by the limit values of $\psi_D^\ell(x, t)$ as one approaches the boundary B from the interior. Those conditions may also involve normal or more general derivatives of the interior fields, tangential derivatives of the limit field at the boundary, and time derivatives. There is a variety of boundary conditions used in applications including fixed boundary, free boundary, non-slip condition, transmission and impedance conditions and more. Mathematically, fixed boundary

and no-slip conditions correspond to Dirichlet conditions, whereas free boundary corresponds to Neumann conditions.

We advance in this paper an alternative view on the "boundary value" problem. A principal difference of our approach from described above conventional one is that *we expand the space of system states by introducing boundary fields $\psi_B^\ell(b, t)$, $b \in B$, as independent additional degrees of freedom*. Consequently, the states of our system are described by the pair $\{\psi_D^\ell, \psi_B^\ell\}$ of interior and boundary fields. We also acknowledge the fact that real boundaries are rather thin *interfaces* which can be thought of as lower dimensional objects, but which usually provide for the interaction between exterior and interior, and this interaction may be nontrivial, in particular energy can be stored at the interface. To account for this fact, we distinguish between the proper boundary fields ψ_B^ℓ and the limit values of the interior fields

$$\psi_L^\ell(b, t) := \lim_{x \rightarrow b} \psi_D^\ell(x, t), \quad b \in B, \quad \ell = 1, 2, \dots, k \quad (1.1)$$

which are, in general, different from ψ_B^ℓ . Interactions between the "two sides" of the boundary are supposed to depend on both ψ_L^ℓ and ψ_B^ℓ . The evolution equations for the interior fields ψ_D^ℓ over D are expected to be complemented with the evolution equations for boundary fields ψ_B^ℓ over the boundary B , as well as a mathematical description of the interaction between ψ_B^ℓ and ψ_L^ℓ . This complementary information constitutes the so called boundary conditions. The conventional set up can be recovered within our approach as limiting case of interaction between ψ_B^ℓ and ψ_L^ℓ expressed as *continuity or rigidity constraint*, namely

$$\psi_B^\ell(b, t) \equiv \psi_L^\ell(b, t), \quad b \in B, \quad \text{for conventional boundary value problem.} \quad (1.2)$$

Our motivation for pursuing a more general framework for boundary value problems is that physical systems we are interested in have fields over boundaries with their own degrees of freedom subjected to different kinds of forces that often are not accounted for by conventional boundary value problems. Physical grounds for these additional boundary features are related to properties of "real" physical boundaries of non-zero thickness that can be composed of substances different from that of the system interior. We refer to such more complex boundaries as *structured* and recognize the importance of their contribution to overall system dynamics by treating them on equal footing with the system interior. With that in mind we chose to furnish the system with its physical properties by means of the Lagrangian field framework for its superiority and flexibility in modeling complex systems subjected to a variety of forces. Sometimes we use the term boundary loosely to describe not only the geometric boundary B but boundary fields $\psi_B^\ell(b, t)$ as well.

Though the treatment of the system boundary and its interior on equal footing is a distinct feature of our approach, we acknowledge their difference regarding dimensionality by integrating it into the system set up. Namely we suppose that dimensionality $\dim B$ of boundary manifold B is lower than the dimensionality $\dim D$ of manifold D associated with the interior subsystem. Most of the time we simply have $\dim B = \dim D - 1$. Notice that geometric boundaries can be very complex and contain manifolds of different dimensions lower than the dimension $\dim D$. Observe that usage of fields with densities defined over manifolds of different dimensions side by side is an established practice in physics. For instance, in Continuum Mechanics forces with volume densities are complemented by stresses with surface densities.

Leaving the detailed presentation to the following sections we would like to summarize the main features of our approach to the boundary value problem: (i) the states of our system

are described by the pair $\{\psi_D^\ell, \psi_B^\ell\}$ of interior and boundary fields treated as independent variables; (ii) the fields dynamics is governed by a system of Lagrangian densities of different dimensionality

$$\{L_D, L_B + L_{\text{INT}}\} \quad (1.3)$$

with

$$L_D = L_D(t, x, \psi_D^\ell, D\psi_D^\ell); \quad D\psi = \{\partial_\nu \psi_D^\ell, \quad \nu = 0, 1, \dots, n, \quad \ell = 1, \dots, k\} \quad (1.4)$$

representing the contribution of the interior fields,

$$L_B = L_B(t, b, \psi_B^\ell, D\psi_B^\ell); \quad D\psi = \{\partial_\nu \psi_B^\ell, \quad \nu = 0, 1, \dots, n-1, \quad \ell = 1, \dots, k\}$$

that of the boundary fields (b stands for the local coordinates on B) and the interaction Lagrangian

$$L_{\text{INT}} = L_{\text{INT}}(t, b, \psi_B^\ell, D\psi_B^\ell, \psi_L^\ell) \quad (1.5)$$

depending on ψ_B^ℓ and ψ_L^ℓ defined by (1.1); (iii) external forces acting on our system are incorporated directly either in the boundary Lagrangian L_B or in the resulting boundary Euler-Lagrange equations as in the case of frictional forces. The forces can be of the most general nature, including time dispersive dissipative forces.

We would like to stress also that the Lagrangian framework involving two Lagrangian densities as in (1.3)-(1.5) is of a paramount importance to our approach for its constructiveness and ability to account for the energy exchange between the interior and boundary fields ψ_D^ℓ and ψ_B^ℓ . The corresponding evolution equations are (i) the Euler-Lagrange (EL) evolution equations for the fields inside the region D , henceforth referred to as *Domain Euler-Lagrange equations* (DEL); (ii) the *Interface Euler-Lagrange equations* (IEL) describing the interior-boundary interaction (between the fields ψ_L^ℓ and ψ_B^ℓ) and (iii) the EL equation for the boundary B , henceforth called *Boundary Euler-Lagrange equation* (BEL). The interaction of the fields ψ_L^ℓ on the boundary fields ψ_B^ℓ is represented in the IEL equations by "domain" forces, and, similarly, the IEL equations contain "boundary" forces acting on the interior and adhering to "action equals reaction" principle. Particular features of those forces are implemented through the interaction Lagrangian L_{INT} .

The advanced here Lagrangian treatment of "boundary" systems naturally leads to the consideration of curved Riemannian manifolds. We derive the Euler-Lagrange equations for Lagrangian systems defined on curved manifolds, as well as the corresponding energy conservation law. The main difference with respect to the standard case of a flat manifold is that partial derivatives are replaced by covariant derivatives.

Observe also that the proposed set up is possible due to the independent nature of the boundary fields ψ_B^ℓ . Interestingly, even for conventional boundary value problems this approach, while yielding already known equations provides a cleaner interpretation of the terms, see subsection 1.2.

1.1 Standard variational approach to boundary value problems

A great deal of research has been conducted to construct and advance boundary value problems. Mathematical aspects of this research were focused on: (i) characterization of the special functional spaces that account for a variety of boundary constraints; (ii) the effect of boundary constraints on the system spectrum; (iii) an integration into the boundary

conditions of frequency dependent forces, as well as forces of a more general nature; (iv) development of more flexible variational formulations of the boundary problems. R. Courant and D. Hilbert consider in their classical book [5, p. 209] variational problems in which the relevant functional depends on "boundary values" of the function-argument, (see also [7]). The stationarity principle then allows to recover both the main partial differential equation obeyed at the interior, as well as the boundary conditions. Let us briefly recall the procedure on a simple example.

Consider a transversally oscillating string attached to (massless) spring at its ends, as in Figure 1.1 (a), where only one end of the string is represented. Suppose the string is stretched along the z -interval $[0, l]$ and ideal, linear springs are attached at $z = 0$ and $z = l$ in such a way that only transversal oscillations are allowed. If $u = u(z, t)$ stands for the deflection of the string, the total Lagrangian density is

$$L(u_t, u_z, u_0) = \frac{\rho}{2}(u_t)^2 - \frac{T}{2}(u_z)^2 - \frac{k}{2}u_0^2\delta(z) - \frac{k'}{2}u_l^2\delta(z - l), \quad (1.6)$$

where $k, k' > 0$ are the Hooke constants of the springs, $\delta(z)$ is the Dirac δ -function, $u_0 = u(0, t)$ and $u_l = u(l, t)$. Compactly supported on $(0, l)$ variations δu yield the standard wave equation for the evolution in the interior,

$$u_{tt} = a^2 u_{zz}; \quad a^2 = \frac{T}{\rho}, \quad (1.7)$$

whereas more general variations involving the values at the boundary lead to the well-known mixed (Robin) boundary conditions

$$(Tu_z - ku)(0, t) = 0, \quad (Tu_z + k'u)(l, t) = 0 \quad t \geq 0 \quad (1.8)$$

that constitute the conditions of equilibrium of forces at $z = 0$ and $z = l$. In the particular case $k = 0$ (free string, no spring attached at $z = 0$) we get the Neumann or natural boundary conditions at $z = 0$, and the same applies to $z = l$. The so called Dirichlet boundary condition $u(0, t) = 0$, as pointed out by Courant, [4], can be seen as a limit case as $k \rightarrow \infty$ (the same applies to $z = l$). Observe that a *continuity* assumption is implicit in the derivation: it is assumed that the boundary value of the field reduces to the limit value of the interior field at the boundary point $z = 0$,

$$u(0, t) = u_0(t) \quad (1.9)$$

(the same applies to $z = l$). If an additional boundary force is present, it is added to the boundary condition (1.8).

The case of a semi-infinite string can be treated analogously. In that case, however, one must impose some condition at infinity to uniquely determine the solution. A common choice is the so-called "non-radiation" condition that excludes perturbations coming from infinity. Such condition will be used on the one-dimensional examples presented in Subsection 4.1.

The recent paper by G. Goldstein, [17] deals with the issue of derivation of general boundary conditions from variational principles. The way the boundary is incorporated in [17] is based on the consideration of an extended basic Hilbert space of functions defined on the closure of the domain with a measure supported on the boundary. Such singular measure allows to incorporate the energy stored in the boundary. All standard boundary conditions, as well as the less known Wentzell boundary condition, are recovered in [17] using this construction. Yet another advantage of this approach is that the obtained EL interior-boundary operator is self-adjoint in the "mixed" Hilbert space.

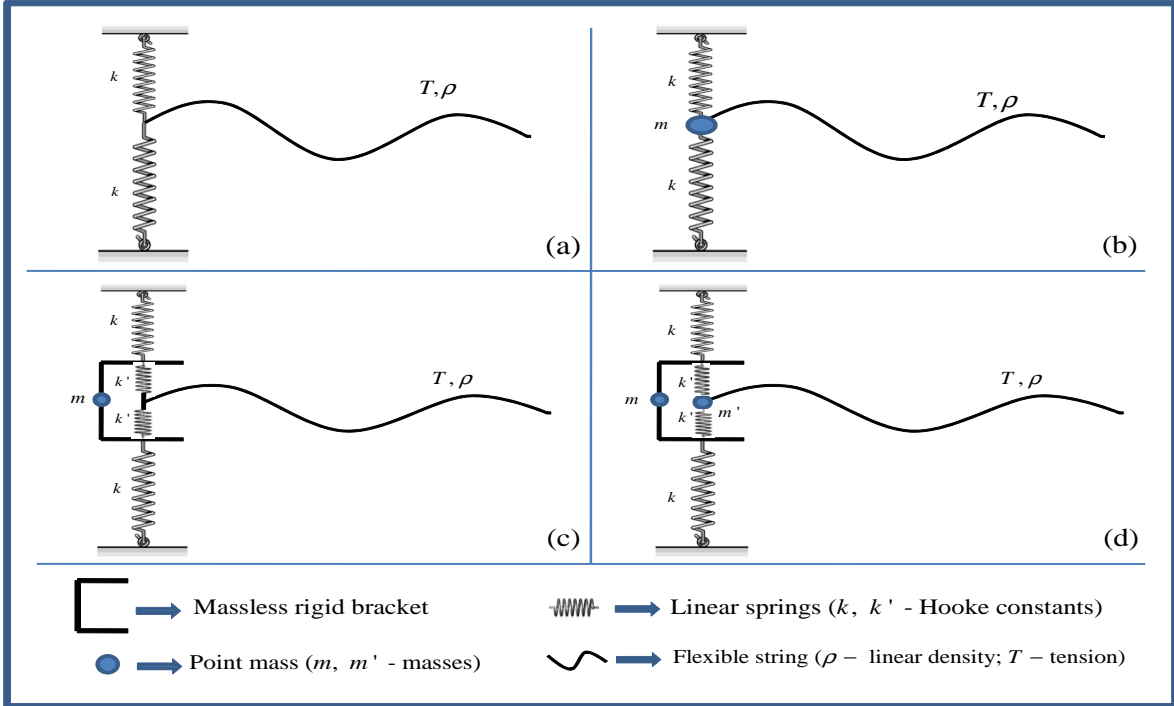


Figure 1.1: Four different structured boundaries for a semi-infinite oscillating string: a) spring; b) spring+mass; c) and d) more complex spring-mass systems.

1.2 Independent boundary fields and their advantages.

Our first step towards a more transparent and flexible treatment consists of a conceptual differentiation between the limit value of the field $u(0, t)$, $u(l, t)$ and *new degrees of freedom*, $u_0(t)$ and $u_l(t)$, characterizing the boundary subsystem. From this point of view, the *constraint* $u(0, t) = u_0$ is enforced in the previous procedure when integration by parts is performed. This reduces all possible independent variations to those for which $\delta u(0, t) = \delta u_0$. The boundary condition (1.8) now appears under a different light, as the BEL equations

$$Tu_z(0, t) - ku_0(t) = 0, \quad Tu_z(l, t) + ku_l(t) = 0 \quad t \geq 0.$$

At first sight this might seem to be a purely formal procedure which does not give anything new. Observe however that, first of all, the above boundary conditions yield a clear interpretation: the term $Tu_z(0, t)$ represents the force exerted by the interior upon the boundary $z = 0$, while $-ku_0(t)$ represents the force exerted by the boundary springs on the ends of the string. Moreover, if an external force acts on the system through its boundary, this force can be naturally added to the right-hand side of the BEL equation, as is customary in the Lagrange formalism. *Without an explicit distinction of the boundary field, there is no clear guidance on how to incorporate forces outside the variational setting.* These forces can be of a very general nature, in particular, dissipative forces with time dispersion. One of our original motivations to study boundary interaction was precisely to give a clean variational interpretation of a boundary problem arising in the modelling of a traveling wave tube (TWT) microwave amplifier. There, complex impedance conditions on the boundary appear naturally.

Once the boundary and the interior fields are clearly separated we can introduce general interactions between them through an *interaction Lagrangian* L_{INT} . For reasons explained below it is natural to assume that the interaction Lagrangian L_{INT} depends on the boundary fields u_0, u_l and the limit fields $u(0, t), u(l, t)$. The equalities $u(0, t) = u_0, u(l, t) = u_l$ are not assumed anymore.

Let us consider the case of semi-infinite string, attached to a point mass-spring system through a secondary spring with the Hooke constant \tilde{k} , as in Figure 1.1 (c). In this case our boundary system is the point mass-spring system, and the interaction with the string is described by a new term in the Lagrangian

$$L = L_{\text{INT}} = -\frac{\tilde{k}}{2}(u(0, t) - u_0)^2, \quad (1.10)$$

representing the potential energy stored in the secondary spring. The boundary subsystem, if considered by itself, turns out to be a new and interesting system. One of its important features is that the effective damping force on the attached mass is not instantaneous. Indeed, if we assume that the string was initially at rest and no wave comes from $z = +\infty$, the evolution of the position of the mass u_0 is governed by the integro-differential equation

$$m\partial_{tt}u_0 + ku_0 + \tilde{k} \int_0^t e^{-\frac{\tilde{k}}{T}(t-\tau)} \partial_t u_0(\tau) d\tau = 0, \quad (1.11)$$

involving a non-local in time friction term (dissipation with dispersion). As \tilde{k} increases the secondary springs become more rigid leading in the limit to a simpler system represented in Figure 1.1 (b). This system is known as the Lamb model. In the limit $\tilde{k} \rightarrow \infty$ we recover the continuity constraint $u(0, t) = u_0$ and the friction becomes instantaneous, and equation (1.11) turns into the standard damped oscillator equation

$$m\partial_{tt}u_0 + \frac{T}{a}\partial_t u_0 + ku_0 = 0. \quad (1.12)$$

A detailed analysis of the above examples is presented in Subsection 4.1.3.

Yet another "real" physical example of a system with a structured boundary is a trampoline. A trampoline is a device used as a springboard and landing area in doing acrobatic or gymnastic exercises, see Figure 1.2. It is made up by an elastic membrane attached by a number of springs to a frame, typically rectangular or circular. The springs have a twofold effect: that of providing for a large horizontal tension in the membrane and that of supplying an elastic support for transversal oscillations along the boundary of the membrane. The frame is supported by several vertical poles. The trampoline frame is the natural boundary in this example. If we take a realistic assumption that it is flexible rather than rigid, or that the poles act as an elastic support, or the both, we obtain a system with a structured boundary with infinitely many degrees of freedom. We treat this two-dimensional example in detail in Subsection 4.3.

In fact one can take an even more general approach than advanced here considering two coupled subsystems constituting a single conservative system. One of these subsystems of normally lower dimensions can be called the boundary subsystem and another one of higher dimensions, the interior subsystem. Particular features of this set up depend on the nature of the coupling between the two systems. General aspects of linear coupled subsystems constituting a single conservative system were studied in [11], [12].

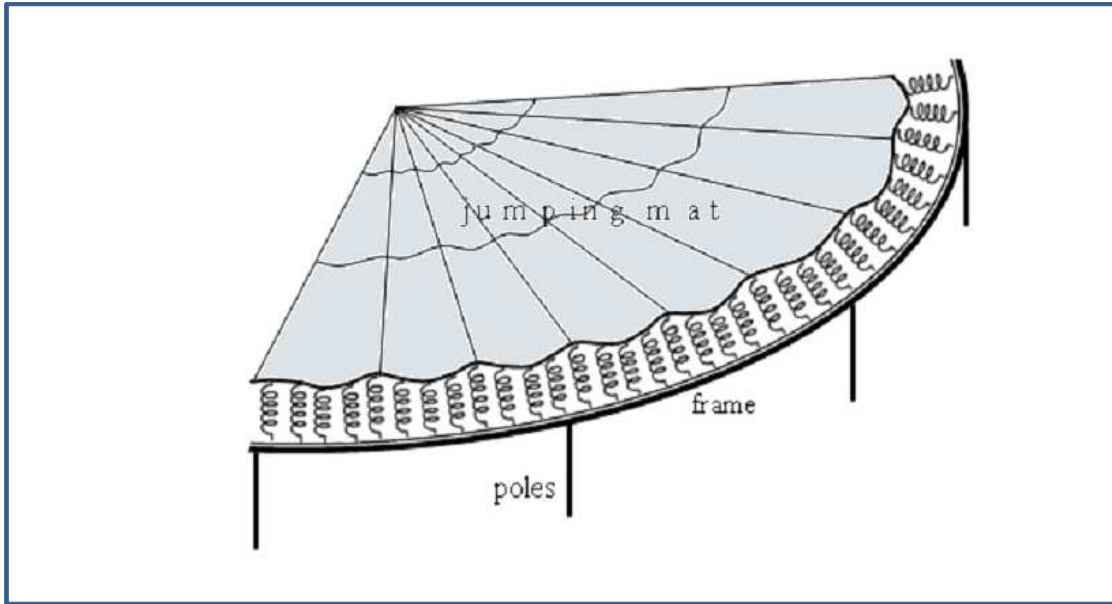


Figure 1.2: Section of a trampoline.

In the case of a dissipative system when the dissipation can be attributed to a set of points in the space this set can be treated as a boundary. Consequently, the proposed here boundary treatment becomes relevant to the canonical conservative extension of dissipative systems constructed in [9]. An example of the kind is a damped oscillator with a retarded friction function governed by equation (1.11). The full system depicted in Figure 1.1 (c) furnishes a conservative extension consisting of a string and an additional linear spring.

Comparing our approach to boundary value problems with the one introduced in [17] we can make the following points : (i) our treatment explicitly separates the boundary from the interior leading to a separate EL equation for the boundary; (ii) in our approach the interaction between the boundary and interior fields is introduced by means of an additional interaction Lagrangian L_{INT} , thus providing for more flexibility in treating interactions ranging from "no interaction" to a strict continuity constraint. In the spirit of the classical approach by [5], [4], [7], etc. the continuity constraint is assumed in [17]; (iii) our approach allows to treat general external forces at the boundary outside the variational framework in a natural way, namely as forces associated to boundary degrees of freedom.

1.3 On boundary-interior interactions

Though our treatment of boundary value problems allows for a wide range of boundary-interior interactions, we would like to single out an important class of interactions accounted for in most of physical situations. This class of interactions satisfies the following fundamental physical principle.

- *Locality principle*: we assume that the boundary interacts with the interior only through the interior points which are infinitesimally close to the boundary. A mathematical consequence of this principle is that the relevant equations are differential in nature, with respect to the spatial variables.

Besides the locality principle, we make the following assumptions:

- *Action equals reaction (the Third Newton Law)*: we assume that the force exerted by the boundary on the interior is equal in magnitude and opposite to the force exerted by the interior on the boundary. These forces are understood in the generalized sense of the Lagrangian formalism.
- Let a system be defined on a manifold of dimension n by means of a first order Lagrangian (depending only on first derivatives). Then, it only interacts directly with the $(n - 1)$ -dimensional piece of its boundary manifold.

The latter assumption can be illustrated by the following example: suppose we have a system defined on all of the three-dimensional space except for a closed, two-dimensional disk. The boundary of this disk is a one-dimensional circle. We assume that the "bulk" systems interacts with the boundary subsystem defined on the disk, but does not interact with the independent field defined on the circle. However, the subsystems defined on the disk and on its boundary (the circle) do interact.

A rationale for this assumption is as follows: The natural space to deal with first order Lagrangians is $H^1(\Omega)$, the Sobolev space of functions with first derivative in $L^2(\Omega)$, $\dim \Omega = n$. It is well known that such functions have well defined traces on smooth boundaries of dimension $(n - 1)$, but not in general on lower dimensional boundaries. Thus, a function in H^1 of a three-dimensional ball does not have, in general, a well-defined trace on its equator. In case of higher order Lagrangians, more regular spaces are involved and more distant (in the dimensional sense) interactions are not excluded.

The above assumptions impose certain restrictions in the form of the interaction terms in the Lagrangian of the system as discussed in Section 2.

1.4 Organization of the paper

The paper is organized as follows: In Section 2 we present our general Lagrangian setting for boundary value problems. Subsection 2.1 contains the detailed derivation of the equations in one spatial dimension, while subsection 2.2 describes the generalization to several space dimensions. The next section 3 discusses the important issue of energy transfer between the "bulk" system and the boundary, both in one and several spatial dimensions. Section 4 is devoted to examples, both in one and two dimensions. Section 5 discusses how our approach to boundary interaction is related to the results in [9] on the conservative extension of very general dissipative and dispersive systems.

In the final Appendix, we gather some auxiliary material that helps keep the exposition self-contained. In particular, we briefly recall some facts and terminology related to dispersive dissipative forces and linear response theory, as well as some facts from Riemannian differential geometry needed in the computations. We also include here the derivation of the energy conservation law, both in the standard case and in the case of a system defined on a Riemannian manifold, which is a main concern of the paper.

2 Lagrangian setting for boundary value problems

2.1 Problems on one spatial dimension

In this section we present a general approach to the formulation of boundary value problems for the evolution of k scalar fields defined on a one-dimensional space interval $[b_1, b_2]$. The first subsection is devoted to fix some notation and to present our final boundary value problem on one space dimension. The following subsection contains a detailed proof.

2.1.1 Formulation of the main result in 1D

Let us fix some notation: we denote by $\psi^\ell(z, t)$ for $t \geq 0$, $b_1 \leq z \leq b_2$, $\ell = 1, \dots, k$, a set of k scalar fields defined on a closed interval. As we explained in the Introduction, we allow for a great flexibility concerning the link between the state at the boundary and the state in the interior. Thus, we consider separately the restriction of ψ^ℓ to the interior of the interval, denoted ψ_D^ℓ , and the restriction to the boundary, denoted by $\psi_B^\ell(b, t)$ and defined on $\{b_1, b_2\} \times [0, \infty)$. Suppose that the evolution of ψ_D^ℓ is governed by the Lagrangian density

$$L_D(t, z, \psi_D^\ell, D\psi_D^\ell); \quad D\psi_D^\ell = \{\partial_\nu \psi_D^\ell, \quad \nu = 0, 1, \quad \ell = 1, \dots, k\}, \quad (2.1)$$

where $\partial_0 = \partial_t$ and $\partial_1 = \partial_z$, while the evolution of the fields at the boundary is described by the boundary Lagrangian

$$L_B(t, z, \psi_B^\ell(b_1, t), \psi_B^\ell(b_2, t), \partial_0 \psi_B^\ell(b_1, t), \partial_0 \psi_B^\ell(b_2, t)), \quad \ell = 1, \dots, k. \quad (2.2)$$

Based on the locality principle for interactions from subsection 1.3, we assume that the boundary fields $\psi_B^\ell(b, t)$ interact with the interior only through the interior points which are infinitesimally close to the boundary. In order to formalize this idea, we introduce the limit values of the field at the boundary, $\psi_L^\ell(b, t)$, defined as

$$\psi_L^\ell(b_1, t) := \lim_{z \rightarrow b_1^+} \psi_D^\ell(z, t); \quad \psi_L^\ell(b_2, t) := \lim_{z \rightarrow b_2^-} \psi_D^\ell(z, t).$$

The above definition of the limit values is purely formal, and is understood in each case depending on the space of admissible fields considered. For our exposition, we will assume that ψ_D^ℓ are continuous up to the boundary of the interval and the above limits are classical ones.

The interior-boundary interaction is described by an interaction Lagrangian. In order to satisfy the locality assumption we will require that it depend only on ψ_L^ℓ and ψ_B^ℓ , with separated dependence for $z = b_1$ and $z = b_2$. That is, we assume the following structure

$$L_{\text{INT},1}(t, \psi_L^\ell(b_1, t), \psi_B^\ell(b_1, t)) + L_{\text{INT},2}(t, \psi_L^\ell(b_2, t), \psi_B^\ell(b_2, t)). \quad (2.3)$$

We might also consider interaction Lagrangians depending on the time derivatives, but refrain to do it for the sake of simplicity in the exposition. The form (2.3) is still too general. Indeed, if we insist on the validity of the third Newton Law for the boundary-interior interaction, the dependence of L_{INT} on ψ_L^ℓ and ψ_B^ℓ can not be arbitrary, but only through their difference $\psi_B^\ell - \psi_L^\ell$, as in (2.3). Indeed, according to the general Lagrangian formalism, the respective interactive forces are

$$F_{\text{boundary} \rightarrow \text{interior}}^\ell = \frac{\partial L_{\text{INT}}}{\partial \psi_L^\ell}; \quad F_{\text{interior} \rightarrow \text{boundary}}^\ell = \frac{\partial L_{\text{INT}}}{\partial \psi_B^\ell}.$$

Thus in order to have $F_{\text{boundary} \rightarrow \text{interior}}^\ell = -F_{\text{interior} \rightarrow \text{boundary}}^\ell$ we need

$$\frac{\partial L_{\text{INT}}}{\partial (\psi_{\text{L}}^\ell + \psi_{\text{B}}^\ell)} = 0,$$

and therefore L_{INT} depends only on $\psi_{\text{B}}^\ell - \psi_{\text{L}}^\ell$. The final form for the interaction Lagrangian is thus

$$L_{\text{INT},1}(t, (\psi_{\text{B}}^\ell - \psi_{\text{L}}^\ell)(b_1, t)) + L_{\text{INT},2}(t, (\psi_{\text{B}}^\ell - \psi_{\text{L}}^\ell)(b_2, t)), \quad (2.4)$$

where, with some abuse of notation, we have kept the names of the functions. In what follows, we denote the gradients of $L_{\text{INT},1}, L_{\text{INT},2}$ with respect to their field arguments as

$$\partial_\psi L_{\text{INT},1} = (\partial_{\psi^\ell} L_{\text{INT},1}), \quad \partial_\psi L_{\text{INT},2} = (\partial_{\psi^\ell} L_{\text{INT},2}), \quad (2.5)$$

respectively.

Hence our system is described by a pair of Lagrangians

$$\{L_{\text{D}}, \quad L_{\text{B}} + L_{\text{INT},1} + L_{\text{INT},2}\}, \quad (2.6)$$

where the first Lagrangian L_{D} is the density over interval and the second one $L_{\text{B}} + L_{\text{INT},1} + L_{\text{INT},2}$ is that of a system with a finite number of degrees of freedom. This important and distinct feature in the Lagrangian treatment is a direct consequence of our approach that treats the system interior and its boundary on the same footing and involves interactions of fields defined over manifolds of different dimensions, namely one-dimensional interval and zero-dimensional boundary.

In subsection 2.1.2, we show that an application of the Least Action Principle leads to the following *general boundary value problem*:

$$\text{(DEL)} \quad \partial_0 \left(\frac{\partial L_{\text{D}}}{\partial \partial_0 \psi_{\text{D}}^\ell} \right) + \partial_1 \left(\frac{\partial L_{\text{D}}}{\partial \partial_1 \psi_{\text{D}}^\ell} \right) - \frac{\partial L_{\text{D}}}{\partial \psi_{\text{D}}^\ell} = 0; \quad z \in (b_1, b_2), \quad (2.7)$$

$$\text{(IEL)} \quad -\frac{\partial L_{\text{D}}}{\partial \partial_1 \psi_{\text{D}}^\ell}(b_1, t) + \partial_{\psi^\ell} L_{\text{INT},1} = 0; \quad \frac{\partial L_{\text{D}}}{\partial \partial_1 \psi_{\text{D}}^\ell}(b_2, t) + \partial_{\psi^\ell} L_{\text{INT},2} = 0, \quad (2.8)$$

$$\text{(BEL1)} \quad -\partial_{\psi^\ell} L_{\text{INT},1} + \frac{\partial L_{\text{B}}}{\partial \psi_{\text{B}}^\ell}(b_1, t) - \partial_0 \left(\frac{\partial L_{\text{B}}}{\partial \partial_0 \psi_{\text{B}}^\ell}(b_1, t) \right) = 0, \quad (2.9)$$

$$\text{(BEL2)} \quad -\partial_{\psi^\ell} L_{\text{INT},2} + \frac{\partial L_{\text{B}}}{\partial \psi_{\text{B}}^\ell}(b_2, t) - \partial_0 \left(\frac{\partial L_{\text{B}}}{\partial \partial_0 \psi_{\text{B}}^\ell}(b_2, t) \right) = 0, \quad (2.10)$$

for $\ell = 1, 2, \dots, k$ and $t > 0$, where the derivatives $\partial_{\psi^\ell} L_{\text{INT},1}, \partial_{\psi^\ell} L_{\text{INT},2}$ are evaluated at the points

$$(t, (\psi_{\text{B}}^\ell - \psi_{\text{L}}^\ell)(b_1, t)), \text{ respectively } (t, (\psi_{\text{B}}^\ell - \psi_{\text{L}}^\ell)(b_2, t)).$$

The BEL equations are nothing but the Euler-Lagrange motion equations for the boundaries, under the action of internal potential forces

$$\frac{\partial L_{\text{B}}}{\partial \psi_{\text{B}}^\ell}(b_i, t), \quad i = 1, 2$$

and forces due to interaction with the interior, given by $F_{\text{INT},i}^\ell = -\partial_{\psi^\ell} L_{\text{INT},i}$, $i = 1, 2$. The IEL reflect the balance between the force, exerted by the interior on the boundary and the force exerted from the boundary on the interior, via the interaction Lagrangian.

The above equations must be supplemented by suitable initial conditions

$$\begin{aligned}\psi_D^\ell(z, 0) &= f(z); & \partial_t \psi_D^\ell(z, 0) &= g(z), \\ \psi_B^\ell(b_i, 0) &= c_i; & \partial_t \psi_B^\ell(b_i, 0) &= d_i.\end{aligned}\tag{2.11}$$

Observe that (2.8), (2.9) and (2.10) provide indirect relations between ψ_D^ℓ , $\partial_z \psi_D^\ell$ and $\partial_t \psi_D^\ell$ at b_1 and b_2 . In order to find independent boundary conditions for ψ_D^ℓ one should first find the boundary evolution. In principle, we can proceed as follows: first, we get rid of the terms containing L_{INT} in each pair of boundary conditions, yielding

$$\begin{aligned}\frac{\partial L_D}{\partial \partial_1 \psi_D^\ell}(b_1, t) + \frac{\partial L_B}{\partial \psi_B^\ell(b_1, t)} - \partial_0 \left(\frac{\partial L_B}{\partial \partial_0 \psi_B^\ell(b_1, t)} \right) &= 0; \\ -\frac{\partial L_D}{\partial \partial_1 \psi_D^\ell}(b_2, t) + \frac{\partial L_B}{\partial \psi_B^\ell(b_2, t)} - \partial_0 \left(\frac{\partial L_B}{\partial (\partial_0 \psi_B^\ell(b_2, t))} \right) &= 0.\end{aligned}\tag{2.12}$$

From these equations and initial conditions for ψ_B^ℓ in (2.11), we can find the boundary evolution $\psi_B^\ell(b_i, t)$ depending on the arbitrary forcing functions

$$-\frac{\partial L_D}{\partial \partial_1 \psi_D^\ell}(b_1, t), \quad \frac{\partial L_D}{\partial \partial_1 \psi_D^\ell}(b_2, t).\tag{2.13}$$

Then, we plug the values of $\psi_B^\ell(b_i, t)$ in the (2.8) equations, yielding conditions involving only the values of ψ_D^ℓ and $\partial_1 \psi_D^\ell$ at the boundary, which suffice (along with the initial data for ψ_D^ℓ) to solve for the interior system. Once we find $\psi_D^\ell(z, t)$, we know the forcing functions (2.13) and hence $\psi_B^\ell(b_i, t)$. The described procedure is rather cumbersome and sometimes can be avoided, as in explicit examples in Subsection 4.1.

It should be noted that, formally, the case of a rigid (or continuity) constraint $\psi_L^\ell(b_1, t) = \psi_B^\ell(b_1, t)$ is not included in the above derivation. A holonomically constrained Lagrangian systems can be obtained as a limit of unconstrained systems as the potentials keeping the system close to the given manifold grow without limit. This fact was already pointed out by Courant in [4]; see Arnold, [1] or [23] for a proof. More precisely, if one introduces a coordinate q , measuring the distance to the given manifold in the configuration space, the dynamics of the constrained system is recovered by introducing an interaction potential of the form $U = Kq^2$ and letting $K \rightarrow \infty$. It turns out that $q \rightarrow 0$ in such a way that $U \rightarrow 0$. Thus formally the pair of equations in (2.8), (2.9) and (2.10) dealing with each boundary point is replaced by the corresponding equation in (2.12) plus the continuity constraint. The equations in (2.12) then directly furnish the boundary conditions for the interior problem. In some of the examples in section 4.1 we carry out this limit process explicitly.

According to the general Lagrangian formalism, any additional force acting on the system through its boundary should be added to the left hand side of the BEL equations, that is, to the left hand side of the second equations in each of (2.9) and (2.10). Moreover, if the forces F_1^ℓ , F_2^ℓ are potential (monogenic), they can be included directly in the corresponding boundary Lagrangian. A simple important case is that in which F_1^ℓ and/or F_2^ℓ do not depend on $\psi_B^\ell(b_1, t)$ respectively $\psi_B^\ell(b_2, t)$. The associated potential energies in this case are $U_1(t, \psi_B^\ell) = -F_1^\ell \psi_B^\ell(b_1, t)$, $U_2(t, \psi_B^\ell) = -F_2^\ell \psi_B^\ell(b_2, t)$ respectively.

2.1.2 Derivation of the system of Euler-Lagrange equations

In this subsection we provide the details of the derivation of (2.7)-(2.10) from the Least Action Principle. The action functional corresponding to the Lagrangian in L in (2.6) is given by

$$S [\psi_D^\ell, \psi_B^\ell] = \int_{t_0}^{t_1} \int_{b_1}^{b_2} L_D dz dt + \int_{t_0}^{t_1} [L_B + L_{\text{INT},1} + L_{\text{INT},2}] dt. \quad (2.14)$$

As usual, we start by taking variations $\delta\psi_D^\ell$ compactly supported in the space-time domain $(b_1, b_2) \times (t_0, t_1)$, while keeping ψ_B^ℓ fixed, $\delta\psi_B^\ell = 0$. Enforcing $\delta S = 0$, the second integral above does not contribute to the variation of the action and we arrive at the equation (2.7) satisfied by $\psi_D^\ell(z, t)$ in $(b_1, b_2) \times [0, \infty)$:

$$\partial_0 \left(\frac{\partial L_D}{\partial \partial_0 \psi_D^\ell} \right) + \partial_1 \left(\frac{\partial L_D}{\partial \partial_1 \psi_D^\ell} \right) - \frac{\partial L_D}{\partial \psi_D^\ell} = 0. \quad (2.15)$$

Generically, (2.15) is a system of k scalar, second order in z and t partial differential equations.

Next we take general, independent variations of both the interior and the boundary fields, assuming only that

$$\delta\psi_D^\ell(z, t_0) = \delta\psi_D^\ell(z, t_1) = \delta\psi_B^\ell(t_0) = \delta\psi_B^\ell(t_1) = 0.$$

The variation of the action is

$$\begin{aligned} & \delta S [\psi_D^\ell, \psi_B^\ell] (\delta\psi_D^\ell, \delta\psi_B^\ell) = \\ &= \int_{t_0}^{t_1} \int_{b_1}^{b_2} \sum_\ell \left[\frac{\partial L_D}{\partial \psi_D^\ell} - \partial_0 \left(\frac{\partial L_D}{\partial \partial_0 \psi_D^\ell} \right) - \partial_1 \left(\frac{\partial L_D}{\partial \partial_1 \psi_D^\ell} \right) \right] \delta\psi_D^\ell(z, t) dz dt + \\ &+ \int_{t_0}^{t_1} \sum_\ell \left[\frac{\partial L_D}{\partial \partial_1 \psi_D^\ell}(b_2, t) \delta\psi_L^\ell(b_2, t) - \frac{\partial L_D}{\partial \partial_1 \psi_D^\ell}(b_1, t) \delta\psi_L^\ell(b_1, t) \right] dt + \\ &+ \int_{t_0}^{t_1} \sum_\ell \left[\partial_{\psi^i} L_{\text{INT},1} (\delta\psi_L^\ell - \delta\psi_B^\ell)(b_1, t) + \partial_{\psi^i} L_{\text{INT},2} (\delta\psi_L^\ell - \delta\psi_B^\ell)(b_2, t) \right] dt + \\ &+ \int_{t_0}^{t_1} \sum_\ell \left[\frac{\partial L_B}{\partial \psi_B^\ell}(b_2, t) - \partial_0 \left(\frac{\partial L_B}{\partial \partial_0 \psi_B^\ell}(b_2, t) \right) \right] \delta\psi_B^\ell(b_2, t) dt + \\ &+ \int_{t_0}^{t_1} \sum_\ell \left[\frac{\partial L_B}{\partial \psi_B^\ell}(b_1, t) - \partial_0 \left(\frac{\partial L_B}{\partial \partial_0 \psi_B^\ell}(b_1, t) \right) \right] \delta\psi_B^\ell(b_1, t) dt, \end{aligned} \quad (2.16)$$

where we put, for simplicity,

$$\frac{\partial L_D}{\partial \partial_1 \psi_D^\ell}(b_2, t) := \lim_{z \rightarrow b_2^-} \frac{\partial L_D}{\partial \partial_1 \psi_D^\ell}(t, z, \psi_D^\ell(z, t), \partial_0 \psi_D^\ell(z, t), \partial_1 \psi_D^\ell(z, t)),$$

and analogously with $\frac{\partial L_D}{\partial (\partial_1 \psi_D^\ell)}(b_1, t)$. The derivatives $\partial_{\psi^i} L_{\text{INT},1}$, $\partial_{\psi^i} L_{\text{INT},2}$ are evaluated at the point $(t, \psi_L^\ell(b_1, t) - \psi_B^\ell(b_1, t))$, respectively $(t, \psi_L^\ell(b_2, t) - \psi_B^\ell(b_2, t))$. We have assumed enough regularity such that integration by parts in time and space is allowed. The double integral above vanishes, thanks to (2.15). Conveniently regrouping the terms in the above expression,

we get

$$\begin{aligned}
\delta S &= \int_{t_0}^{t_1} \sum_{\ell} \left[\frac{\partial L_D}{\partial \partial_1 \psi_D^{\ell}}(b_2, t) + \partial_{\psi^i} L_{\text{INT},2} \right] \delta \psi_L^{\ell}(b_2, t) dt \\
&\quad + \int_{t_0}^{t_1} \sum_{\ell} \left[-\frac{\partial L_D}{\partial \partial_1 \psi_D^{\ell}}(b_1, t) + \partial_{\psi^i} L_{\text{INT},1} \right] \delta \psi_L^{\ell}(b_1, t) dt \\
&\quad + \int_{t_0}^{t_1} \sum_{\ell} \left[-\partial_{\psi^i} L_{\text{INT},2} + \frac{\partial L_B}{\partial \psi_B^{\ell}(b_2, t)} - \partial_0 \left(\frac{\partial L_B}{\partial \partial_0 \psi_B^{\ell}(b_2, t)} \right) \right] \delta \psi_B^{\ell}(b_2, t) dt \\
&\quad + \int_{t_0}^{t_1} \sum_{\ell} \left[-\partial_{\psi^i} L_{\text{INT},1} + \frac{\partial L_B}{\partial \psi_B^{\ell}(b_1, t)} - \partial_0 \left(\frac{\partial L_B}{\partial \partial_0 \psi_B^{\ell}(b_1, t)} \right) \right] \delta \psi_B^{\ell}(b_1, t) dt.
\end{aligned}$$

Arbitrariness and independence of the variations $\delta \psi_L^{\ell}$ and $\delta \psi_B^{\ell}$ for $\ell = 1, 2, \dots, k$ imply the boundary conditions

$$\frac{\partial L_D}{\partial \partial_1 \psi_D^{\ell}}(b_2, t) + \partial_{\psi^i} L_{\text{INT},2} = 0; \quad (2.17)$$

$$-\frac{\partial L_D}{\partial \partial_1 \psi_D^{\ell}}(b_1, t) + \partial_{\psi^i} L_{\text{INT},1} = 0; \quad (2.18)$$

$$-\partial_{\psi^i} L_{\text{INT},2} + \frac{\partial L_B}{\partial \psi_B^{\ell}(b_2, t)} - \partial_0 \left(\frac{\partial L_B}{\partial \partial_0 \psi_B^{\ell}(b_2, t)} \right) = 0; \quad (2.19)$$

$$-\partial_{\psi^i} L_{\text{INT},1} + \frac{\partial L_B}{\partial \psi_B^{\ell}(b_1, t)} - \partial_0 \left(\frac{\partial L_B}{\partial \partial_0 \psi_B^{\ell}(b_1, t)} \right) = 0, \quad (2.20)$$

constituting (2.9)-(2.10).

2.2 Multidimensional case

The above approach can be generalized to several space dimensions. Throughout this section, Ω will be an open region of the Euclidean space \mathbb{E}^n . The (topological) boundary $\Gamma = \partial\Omega$ of such a region can be very complicated, but we restrict to the case when it is made up of a finite number of lower dimensional smooth manifolds. Actually, we restrict at first to the case in which Γ is a closed, smooth $(n-1)$ -dimensional manifold. In particular, this assumption implies that Γ has empty boundary (as a manifold). In subsection 2.2.3 we briefly discuss the modifications needed in case of regions that exhibit lower dimensional pieces of boundary.

We consider Γ as an embedded hypersurface in \mathbb{E}^n , with Riemannian structure induced from that of the ambient space. In the sequel, by $b = (b_1, b_2, \dots, b_{n-1})$ we denote local coordinates on Γ (strictly speaking, on one of the charts) and by $g_{\alpha\beta} = g_{\alpha\beta}(b)$ the induced metrics. Finally, we put $g := \det(g_{\alpha\beta})$.

Of concern is the evolution of k scalar fields defined on the closure $\bar{\Omega} = \Omega + \Gamma$:

$$\psi^{\ell} : \bar{\Omega} \times [0, \infty) \rightarrow \mathbb{R}, \quad \ell = 1, 2, \dots, k$$

We call, as above, ψ_D^{ℓ} the restriction of ψ^{ℓ} to the interior of the region, and ψ_B^{ℓ} the field on Γ . We do not impose any *a priori* relation between ψ_D^{ℓ} and ψ_B^{ℓ} . We assume, however, that both fields are smooth enough, in particular that ψ_D^{ℓ} and its first derivatives admit boundary values and integration by parts is allowed. Let $x = x(b)$, $b \in D \subset \mathbb{R}^{n-1}$ be a parametrization of Γ (strictly speaking, of a chart of Γ). Via this parametrization, ψ_B^{ℓ} is a function of the local

coordinates chosen in Γ and time, $\psi_B^\ell = \psi_B^\ell(b, t)$. As before, we formally define the limit field on the boundary

$$\psi_L^\ell(b, t) := \lim_{y \rightarrow x(b), y \in \Omega} \psi_D^\ell(y, t)$$

2.2.1 Formulation of the main result in multiple dimensions

Suppose that the dynamics in Ω is governed by a Lagrangian density

$$L_D(t, x, \psi_D^\ell, D\psi_D^\ell); \quad D\psi_D^\ell = \{\partial_\nu \psi_D^\ell, \quad \nu = 0, 1, 2, \dots, n, \quad \ell = 1, \dots, k\}, \quad x \in \Omega, \quad t \in [0, \infty),$$

where $\partial_0 = \partial_t$, $\partial_i = \partial_{x_i}$ and x_i , $i = 1 \dots n$, are Cartesian coordinates. Much as in the one-dimensional case, we define a boundary $(n-1)$ -dimensional Lagrangian density on Γ ,

$$L_B(t, b, \psi_B^\ell, D\psi_B^\ell), \quad D\psi_B^\ell = \{\partial_\nu \psi_B^\ell, \quad \nu = 0, 1, 2, \dots, n-1, \quad \ell = 1, \dots, k\},$$

where $\partial_0 = \partial_t$, $\partial_i = \partial_{b_i}$ and b_i , $i = 1 \dots n-1$, are local coordinates. We assume that the interaction between the "bulk" and the boundary is given by a $(n-1)$ -dimensional Lagrangian density of the form

$$L_{\text{INT}}(t, b, \psi_L^\ell - \psi_B^\ell).$$

The form of the dependence of L_{INT} on ψ_L^ℓ and ψ_B^ℓ can be justified as in the one-dimensional case in Subsection 2.1. We might consider more general interaction Lagrangians, including dependence on time or tangential derivatives on the boundary. Such dependence would not violate the third Newton's Law, but we refrain from considering such general situation for the sake of simplicity in the exposition. We adhere to notation (2.5), that is,

$$\partial_{\psi^\ell} L_{\text{INT}} := \frac{\partial L_{\text{INT}}}{\partial (\psi_L^\ell - \psi_B^\ell)}, \quad \ell = 1, 2, \dots, k.$$

The total Lagrangian corresponding to the densities $\{L_D, L_B + L_{\text{INT}}\}$ is

$$L = \int_{\Omega} L_D \, dx + \int_{\Gamma} [L_B + L_{\text{INT}}] \, dS_b, \quad (2.21)$$

where

$$dS_b = \sqrt{g} \, db_1 \wedge db_2 \wedge \dots \wedge db_{n-1}, \quad g := \det(g_{\alpha\beta})$$

is the $(n-1)$ -dimensional volume element in local coordinates (b_i) . We introduce the following notation:

$$\begin{aligned} G_D^{\ell 0} &= \frac{\partial L_D}{\partial \partial_0 \psi_D^\ell}, & G_D^{\ell \nu} &= \frac{\partial L_D}{\partial \partial_\nu \psi_D^\ell}, & G_D^\ell &= (G_D^{\ell \nu}); & \nu &= 1, \dots, n, & \ell &= 1, \dots, k, & (2.22) \\ G_B^{\ell 0} &= \frac{\partial L_B}{\partial \partial_0 \psi_B^\ell}, & G_B^{\ell \nu} &= \frac{\partial L_B}{\partial \partial_\nu \psi_B^\ell}, & G_B^\ell &= (G_B^{\ell \nu}); & \nu &= 1, \dots, n-1, & \ell &= 1, \dots, k. \end{aligned}$$

Our main result reads as follows: the evolution of the above system is described by the following *general boundary value problem in multiple dimensions*:

$$\text{(DEL)} \quad \frac{\partial L_D}{\partial \psi_D^\ell} - \text{div} G_D^\ell - \partial_0 G_D^{\ell 0} = 0; \quad x \in \Omega, \quad t > 0; \quad (2.23)$$

$$\text{(IEL)} \quad \langle G_D^\ell(x(b), t), \mathbf{n}(b) \rangle + \partial_{\psi^\ell} L_{\text{INT}} = 0; \quad b \in \Gamma, \quad t > 0; \quad (2.24)$$

$$\text{(BEL)} \quad \frac{\partial L_B}{\partial \psi_B^\ell} - \widetilde{\text{div}} G_B^\ell - \partial_0 G_B^{\ell 0} - \partial_{\psi^\ell} L_{\text{INT}} = 0; \quad b \in \Gamma, \quad t > 0, \quad (2.25)$$

for $\ell = 1, 2, \dots, k$. In DEL, div stands for the standard divergence, whereas in BEL, $\widetilde{\text{div}}$ stands for the covariant divergence on Γ , see formula (6.13), $\mathbf{n} = \mathbf{n}(b)$ is the unit normal vector to Γ . The derivatives $\partial_{\psi^j} L_{\text{INT}}$ are evaluated at the point $(t, (\psi_L^\ell - \psi_B^\ell)(b, t))$.

Observe the analogy with the one-dimensional system (2.7)-(2.10). The general comments made for the one-dimensional case apply without change. A major difference between the present case and the one-dimensional one discussed above is the role played by the geometry of the boundary. Indeed, the spatial variation of $g = \det(g_{\alpha\beta})$ enters explicitly in the motion equation (2.25) for the boundary system.

External forces applied on the boundary can be added, as usual, to the left hand side of (2.25).

A general account on Lagrangian formalism on manifolds can be found in [3, Section 3]. Since we are dealing with two manifolds of different dimensions and the interaction is a major issue, we provide an independent derivation of the E-L equations in the next subsection.

2.2.2 Derivation of covariant form of the Euler-Lagrange equations

The action associated to the Lagrangian (2.21) from t_0 to t_1 is

$$S[\psi_D^\ell, \psi_B^\ell] = \int_{t_0}^{t_1} \int_{\Omega} L_D \, dx dt + \int_{t_0}^{t_1} \int_{\Gamma} [L_B + L_{\text{INT}}] \, dS_b dt.$$

If we take variations $\delta\psi_D^\ell$ compactly supported in $\Omega \times (t_0, t_1)$, while keeping ψ_B^ℓ fixed, the stationarity of $S[\psi_D^\ell, \psi_B^\ell]$ leads to the usual equations (2.23) for the evolution of $\psi_D^\ell(x, t)$ in $\Omega \times [0, \infty)$,

$$\frac{\partial L_D}{\partial \psi_D^\ell} - \text{div} G_D^\ell - \partial_0 G_D^{\ell 0} = 0. \quad (2.26)$$

Taking into account the above DEL equations, general variations of the fields satisfying $\delta\psi_B^\ell(b, t_0) = \delta\psi_B^\ell(b, t_1)$ yield the following expression for the variation of the action

$$\begin{aligned} \delta S[\psi_D^\ell, \psi_B^\ell](\delta\psi_D^\ell, \delta\psi_B^\ell) &= \int_{t_0}^{t_1} \int_{\Omega} \sum_{\ell} \sum_{i=1}^n \partial_i \left(\frac{\partial L_D}{\partial \partial_i \psi_D^\ell} \delta\psi_D^\ell \right) \, dx dt + \\ &+ \int_{t_0}^{t_1} \int_{\Gamma} \sum_{\ell} \left[\frac{\partial L_B}{\partial \psi_B^\ell} \delta\psi_B^\ell + \sum_{j=1}^{n-1} \frac{\partial L_B}{\partial \partial_j \psi_B^\ell} \partial_j \delta\psi_B^\ell - \partial_0 G_B^{\ell 0} \delta\psi_B^\ell \right] \, dS_b dt \\ &+ \int_{t_0}^{t_1} \int_{\Gamma} \left[\sum_{\ell} \partial_{\psi^\ell} L_{\text{INT}}(t, (\psi_L^\ell - \psi_B^\ell)(b, t)) (\delta\psi_L^\ell - \delta\psi_B^\ell)(b, t) \right] \, dS_b dt, \end{aligned} \quad (2.27)$$

Observe that, for each $\ell = 1, 2, \dots, k$, G_D^ℓ in (2.22) is a genuine (contravariant) vector in Ω . It is easy to check that the coordinates of G_D^ℓ transform according to the contravariant vector law. Indeed, consider any other (in general, curvilinear) coordinate system (x'_i) . Since the Lagrangian is a scalar, that is

$$L'_D(t, x'_i, D'\psi_D^\ell) = L_D(t, x_i, D\psi_D^\ell),$$

and since $\partial_{x'_i} \psi_D^\ell = \sum \partial_{x'_s} \psi_D^\ell \partial x'_s / \partial x_i$ we have

$$G_D^{\ell \nu'} = \frac{\partial L_D}{\partial \partial_{\nu'} \psi_D^\ell} = \sum_{\varkappa=1}^n \frac{\partial L_D}{\partial \partial_{\varkappa} \psi_D^\ell} \frac{\partial x'_{\nu'}}{\partial x_{\varkappa}} = \sum_{\varkappa=1}^n \frac{\partial x'_{\nu'}}{\partial x_{\varkappa}} G_D^{\ell \varkappa}$$

implying that G_D^ℓ transforms as a vector. Consequently, the linear combination

$$G_D := \sum_\ell G_D^\ell \delta\psi_D^\ell$$

with scalar fields $\delta\psi_D^\ell$ is also a vector. The standard Divergence (Gauss) Theorem yields

$$\begin{aligned} & \int_{t_0}^{t_1} \int_\Omega \sum_{i=1}^n \partial_i \left(\sum_\ell G_D^\ell \delta\psi_D^\ell \right) dx dt = \int_{t_0}^{t_1} \int_\Omega \operatorname{div} G_D dx dt = \\ & = \int_{t_0}^{t_1} \int_\Gamma \langle G_D(x(b), t), \mathbf{n}(b) \rangle dS_b dt = \int_{t_0}^{t_1} \int_\Gamma \sum_\ell \langle G_D^\ell(x(b), t), \mathbf{n}(b) \rangle \delta\psi_D^\ell dS_b dt, \end{aligned}$$

where $\mathbf{n}(b)$ stands for the unit (outward) normal vector to Γ and $\langle \cdot, \cdot \rangle$ stands for the scalar product in \mathbb{E}^n .

Next, we integrate by parts the term

$$\int_{t_0}^{t_1} \int_\Gamma \sum_\ell \sum_{j=1}^{n-1} \frac{\partial L_B}{\partial \partial_j \psi_B^\ell} \partial_j \delta\psi_B^\ell dS_b dt$$

in (2.27). As before, G_B^ℓ in (2.22) are legitimate vector fields on Γ , as well as the combination

$$G_B := \sum_\ell G_B^\ell \delta\psi_B^\ell$$

Since we are integrating on a curved manifold, we use *covariant* differentiation, see (6.9) yielding the two integrals

$$\begin{aligned} & \int_{t_0}^{t_1} \int_\Gamma \sum_\ell \left\{ \sum_{i=1}^{n-1} \tilde{\partial}_i \left(\frac{\partial L_B}{\partial \partial_{b_i} \psi_B^\ell} \delta\psi_B^\ell \right) - \sum_{i=1}^{n-1} \tilde{\partial}_i \left(\frac{\partial L_B}{\partial \partial_i \psi_B^\ell} \right) \delta\psi_B^\ell \right\} dS_b dt = \quad (2.28) \\ & = \int_{t_0}^{t_1} \int_\Gamma \widetilde{\operatorname{div}} G_B dS_b dt - \int_{t_0}^{t_1} \int_\Gamma \sum_\ell \widetilde{\operatorname{div}} G_B^\ell \delta\psi_B^\ell dS_b dt, \end{aligned}$$

where $\tilde{\partial}_i = \tilde{\partial}_{b_i}$ stands for the covariant derivative and $\widetilde{\operatorname{div}}$ stands for the covariant divergence, see formulas (6.9) and (6.13) in Appendix 6.2. Notice that we are using Leibnitz' rule for covariant derivatives, and the fact that covariant derivatives of a scalar field are just partial derivatives.

Next, we apply the Divergence Theorem for Γ as formulated in Appendix 6.2, formula (6.16). Since Γ has empty boundary we readily obtain

$$\int_\Gamma \widetilde{\operatorname{div}} G_B dS_b = 0, \quad (2.29)$$

and can finally rewrite (2.27) as

$$\begin{aligned} \delta S & = \int_{t_0}^{t_1} \int_\Gamma \sum_\ell \left[\langle G_D^\ell(x(b), t), \mathbf{n}(b) \rangle + \partial_{\psi^\ell} L_{\text{INT}}(t, (\psi_L^\ell - \psi_B^\ell)(b, t)) \right] \delta\psi_L^\ell dS_b dt + \\ & + \int_{t_0}^{t_1} \int_\Gamma \sum_\ell \left[\frac{\partial L_B}{\partial \psi_B^\ell} - \partial_0 G_B^{\ell 0} - \widetilde{\operatorname{div}} G_{B,j} \right] \delta\psi_B^\ell dS_b dt - \\ & - \int_{t_0}^{t_1} \int_\Gamma \left[\partial_{\psi^\ell} L_{\text{INT}}(t, (\psi_L^\ell - \psi_B^\ell)(b, t)) \right] \cdot \delta\psi_B^\ell dS_b dt, \end{aligned}$$

where we have taken into account that $\psi_L^\ell(b, t) = \psi_D^\ell(x(b), t)$. Arbitrariness and independence of $\delta\psi_L^\ell$ and $\delta\psi_B^\ell$ then entail the BEL equations (2.25):

$$\begin{aligned} \text{(IEL)} \quad & \langle G_D^\ell(x(b), t), \mathbf{n}(b) \rangle + \partial_{\psi^\ell} L_{\text{INT}} = 0; \quad b \in \Gamma, t > 0; \\ \text{(BEL)} \quad & \frac{\partial L_B}{\partial \psi_B^\ell} - \widetilde{\text{div}} G_B^\ell - \partial_0 G_B^{\ell 0} - \partial_{\psi^\ell} L_{\text{INT}} = 0; \quad b \in \Gamma, t > 0 \end{aligned} \quad (2.30)$$

for each $\ell = 1, 2, \dots, k$.

2.2.3 Lower dimensional boundaries

Apart from the usual $(n - 1)$ -dimensional closed hypersurface, n -dimensional systems can exhibit boundary subsystems, defined on lower dimensional submanifolds. Suppose for example that our main system is defined on a three dimensional region Ω , and, apart from the closed "external" boundary Γ , there is an interior piece of the boundary Γ' which is not a closed surface but one with non-empty, closed, one-dimensional boundary $\gamma : r \in [0, 1] \rightarrow E^3$, see Figure 2.1.

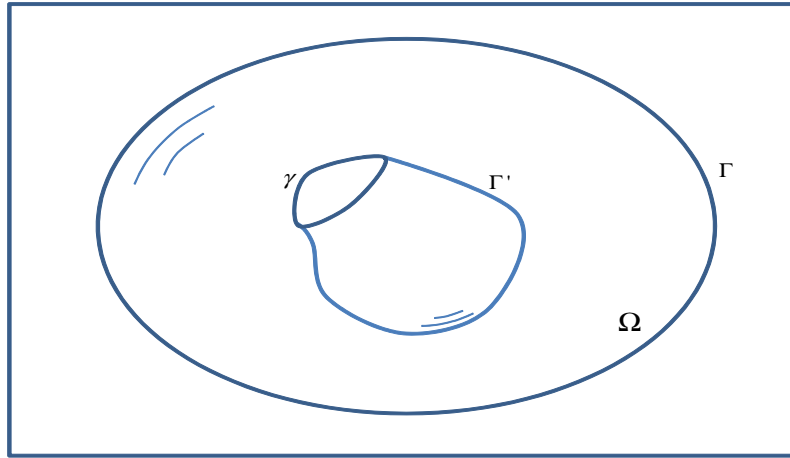


Figure 2.1: Γ' is an "interior", non-closed surface, with one-dimensional boundary γ .

Then, independent boundary fields $\psi_B^{\ell'}$ can be defined on γ , governed by a one-dimensional Lagrangian density

$$L'_B(t, \psi_B^{\ell'}, D\psi_B^{\ell'}),$$

as well as a new interaction Lagrangian which, according to the assumption stated in Subsection 1.3, has the form

$$L'_{\text{INT}}(t, \psi_B^{\ell'} - \psi_L^{\ell'}), \quad (2.31)$$

where

$$\psi_L^{\ell'}(r, t) = \lim_{b \rightarrow b(r)} \psi_B^\ell(b, t).$$

Then, when we deal with the "bulk" system, defined on Ω , the term containing the divergence may in principle contribute two different surface integrals on Γ' , since ψ_D^ℓ might be discontinuous across Γ' . These surface integrals add to the non-divergent part of the integral arising when we deal with the boundary subsystem defined on Γ' . We get, apart from the equation that holds in the volume, two equations corresponding to each of the pieces of the boundary, Γ and Γ' , since we can vary independently ψ_L^ℓ and ψ_B on both Γ and Γ' . The integral of the divergence on Γ' will not vanish, but equal

$$\int_\gamma \sum_\ell \langle G_B^\ell(b(r), t), \tilde{\mathbf{n}}(b(r)) \rangle \delta \psi_B^\ell(b(r), t) dl_r = \int_\gamma \sum_\ell \langle G_B^\ell(b(r), t), \tilde{\mathbf{n}}(b(r)) \rangle \delta \psi_L^\ell dl_r, \quad (2.32)$$

where $dl_r = \left| \frac{dl}{dr} \right| dr$ is the length element on γ and $\tilde{\mathbf{n}}(r)$ is the unit normal vector to γ in the tangent space to Γ' (such vector is uniquely determined by the Riemannian structure of Γ'), see formula (2.29) in Appendix 6.2. The term (2.32) interacts with the non-vanishing term arising from the variation of the action associated to L'_B , giving rise to two one-dimensional IEL-BEL equations, as ψ_B and ψ'_B are varied independently. The latter equations also contain terms of the form

$$\partial_{\psi'} L'_{\text{INT}}(t, (\psi'_L - \psi'_B)(r, t)),$$

arising from the new interaction Lagrangian (2.31). We leave the details to the interested reader.

The above procedure can be applied without significant changes to fields defined on subsets of \mathbb{E}^n with any number (as allowed by dimension) of lower-dimensional boundary fields. It should be noted that the interaction between the field on the k -dimensional boundary and the one on the $(k-1)$ -dimensional boundary takes place via the *normal* derivatives of the former. The geometry of the boundaries is reflected through terms containing $g^{(s)} = \det g_{\alpha\beta}^{(s)}$, $s = k-1, k$, where $g_{\alpha\beta}^{(s)}$ stands for the metrics induced on the s -dimensional manifold.

3 Energy distribution and flow

The Lagrangian set up of our system with two Lagrangian densities L_D and $L_B + L_{\text{INT}}$ allows to obtain a detailed picture of the energy distribution inside system domain and its boundary as well as the energy transport between them. The quantitative treatment of the corresponding energy densities H_D and H_B and energy fluxes S_D and S_B can be handled using the method described in Section 6.3 to construct and justify conventional expressions for the energy densities H_D and H_B and fluxes S_D and S_B based on the corresponding Lagrangian densities L_D and $L_B + L_{\text{INT}}$. That might seem to be obvious but the presence of the limit value ψ_L^ℓ of ψ_D^ℓ in the interaction Lagrangian L_{INT} raises a concern on the legitimacy of the usage of conventional expressions derived for conventional Lagrangian densities. At conceptual level one can argue that the presence of the limit value ψ_L^ℓ in the boundary Lagrangian is similar to an ideal holonomic constraint associated always with reaction forces that do no work, [20, III.1], [13, 1.2]. Consequently, one can imply that though the presence of a holonomic constraint affects solutions to the Euler-Lagrange equations it should have no effect on expressions for the energy densities and energy fluxes. That is true indeed as we verify below by a direct computation of the energy densities, energy fluxes and detailed energy conservation laws at every point in the domain interiors or in its boundary.

3.1 One-dimensional domain

In one-dimensional case the system is described by Lagrangian densities L_D and $L_B + L_{\text{INT},1} + L_{\text{INT},2}$. Let us start with the interval Lagrangian L_D and introduce the following conventional expressions for the energy density and energy flux

$$H_D = \sum_{\ell} \frac{\partial L_D}{\partial \partial_t \psi_D^{\ell}} \partial_t \psi_D^{\ell} - L_D \text{ is the energy density,} \quad (3.1)$$

$$S_D = \sum_{\ell} \frac{\partial L_D}{\partial \partial_z \psi_D^{\ell}} \partial_t \psi_D^{\ell}, \quad \text{is the energy flux.} \quad (3.2)$$

The conventional expressions for the energy at boundary points b_i , $i = 1, 2$ are

$$H_B(b_i, t) = \sum_{\ell} \frac{\partial L_B}{\partial \partial_t \psi_B^{\ell}(b_i)} \partial_t \psi_B^{\ell}(b_i) - (L_B + L_{\text{INT},i}). \quad (3.3)$$

Assume that $\{\psi_D^{\ell}, \psi_B^{\ell}, \psi_L^{\ell}\}$ is a solution to the EL equations (2.7)-(2.10). Then (2.7) readily implies the following differential form of the energy conservation law in the interval (b_1, b_2) :

$$\frac{dH_D}{dt} + \partial_z S_D = -\partial_t L_D. \quad (3.4)$$

The integral form of the above conservation is

$$\frac{d}{dt} \int_{b_1}^{b_2} H_D dx + \sum_{\ell} (G_D^{\ell} \partial_t \psi_L^{\ell}(b_2) - G_D^{\ell} \partial_t \psi_L^{\ell}(b_1)) = - \int_{b_1}^{b_2} \partial_t L_D dx. \quad (3.5)$$

Let us turn now to the boundary points b_1 and b_2 and their respective Lagrangians $L_B + L_{\text{INT},1}$ and $L_B + L_{\text{INT},2}$ where $\psi_L^{\ell}(b_1, t)$ and $\psi_L^{\ell}(b_2, t)$ are components of a solution $\{\psi_D^{\ell}, \psi_B^{\ell}, \psi_L^{\ell}\}$ to the complete set of the EL equations. Let us assume now that those $\psi_L^{\ell}(b_1, t)$ and $\psi_L^{\ell}(b_2, t)$ are fixed. Notice then that $\{\psi_B^{\ell}(b_1, t)\}$ and $\{\psi_B^{\ell}(b_2, t)\}$ are solutions to the EL equations (2.9) and (2.10) respectively associated with the corresponding Lagrangian $L_B + L_{\text{INT},1}$ and $L_B + L_{\text{INT},2}$ with fixed ψ_L^{ℓ} . Based on this we readily obtain the following energy conservation law at the boundary points

$$\frac{dH_B(b_i, t)}{dt} = -\partial_t L_B - \sum_{\ell} \partial_{\psi^{\ell}}(L_{\text{INT},i}) \partial_t \psi_L^{\ell}(b_i, t), \quad i = 1, 2. \quad (3.6)$$

Multiplying the IEL equations (2.8) by $\psi_L^{\ell}(b_1, t)$ (respectively $\psi_L^{\ell}(b_2, t)$) we obtain

$$\begin{aligned} -G_D^{\ell} \partial_t \psi_L^{\ell}(b_1, t) + \partial_{\psi^{\ell}}(L_{\text{INT},1}) \partial_t \psi_L^{\ell}(b_1, t) &= 0, \\ G_D^{\ell} \partial_t \psi_L^{\ell}(b_2, t) + \partial_{\psi^{\ell}}(L_{\text{INT},1}) \partial_t \psi_L^{\ell}(b_2, t) &= 0. \end{aligned} \quad (3.7)$$

The above equations signify an exact balance between the energy flux $S_D^{\ell}(b, t) = G_D^{\ell} \partial_t \psi_D^{\ell}(b, t) = G_D^{\ell} \partial_t \psi_L^{\ell}(b, t)$ associated with the domain and the similar quantity $\partial_{\psi^{\ell}}(L_{\text{INT}}) \partial_t \psi_L^{\ell}$ associated with the boundary. Combining the equations (3.5)-(3.7) we obtain the following total energy conservation law

$$\begin{aligned} \frac{d}{dt} \left[\int_{b_1}^{b_2} H_D dx + H_B(b_1) + H_B(b_2) \right] &= - \int_{b_1}^{b_2} \partial_t L_D dx - \\ &- \partial_t [(L_B + L_{\text{INT},1})(b_1) + (L_B + L_{\text{INT},2})(b_2)]. \end{aligned} \quad (3.8)$$

If external forces with density F_D^ℓ distributed on the interval (b_1, b_2) or forces F_B^ℓ on the boundary are present, then the individual (bulk and boundary) conservation laws are suitably modified, see Section 6.3. In this case, (3.4) becomes

$$\frac{dH_D}{dt} + \partial_z S_D = -\partial_t L_D + \sum_\ell F_D^\ell \partial_t \psi_D^\ell$$

with the corresponding modification of (3.5). In turn, (3.6) takes the form

$$\frac{dH_B(b_i, t)}{dt} = -\partial_t L_B - \sum_\ell \partial_{\psi^\ell}(L_{\text{INT},i}) \partial_t \psi_L^\ell(b_i, t) + \sum_\ell F_B^\ell \partial_t \psi_B^\ell(b_i, t), \quad i = 1, 2. \quad (3.9)$$

Equations (3.7) are not modified by external forces. Finally, the combined integral form (3.8) takes the form

$$\begin{aligned} \frac{d}{dt} \left[\int_{b_1}^{b_2} H_D dx + H_B(b_1) + H_B(b_2) \right] &= - \int_{b_1}^{b_2} \partial_t L_D dx \\ -\partial_t [(L_B + L_{\text{INT},1})(b_1) + (L_B + L_{\text{INT},2})(b_2)] &+ \sum_\ell \left[\int_{b_1}^{b_2} F_D^\ell \partial_t \psi_D^\ell dx + F_B^\ell \partial_t \psi_B^\ell \right], \end{aligned} \quad (3.10)$$

containing the total power dissipated by external forces.

3.2 Multidimensional domain

In the multidimensional case the system is described by Lagrangian densities L_D and $L_B + L_{\text{INT}}$ associated respectively with the domain and its boundary. Let us start with the domain Lagrangian L_D . Using the notations introduced in (2.22), we can introduce the following conventional expressions for the energy density and the energy flux

$$H_D = \sum_\ell G_D^{\ell 0} \partial_t \psi_D^\ell - L_D \text{ is the energy density,} \quad (3.11)$$

$$S_D^i = \sum_\ell G_D^{\ell i} \partial_t \psi_D^\ell, \quad i = 1, \dots, n, \text{ is the energy flux vector.} \quad (3.12)$$

We also use the following concise presentation for the energy flux vector

$$S_D = \sum_\ell S_D^\ell, \quad S_D^\ell = G_D^\ell \partial_t \psi_D^\ell. \quad (3.13)$$

The conventional expressions for the energy density and the energy flux on the boundary are

$$H_B = \sum_\ell G_B^{\ell 0} \partial_t \psi_B^\ell - (L_B + L_{\text{INT}}) \text{ is the energy density,} \quad (3.14)$$

$$S_B^i = \sum_\ell G_B^{\ell i} \partial_t \psi_B^\ell, \quad i = 1, \dots, n \text{ is the energy flux,} \quad (3.15)$$

$$S_B = \sum_\ell S_B^\ell, \quad S_B^\ell = G_B^\ell \partial_t \psi_B^\ell. \quad (3.16)$$

Assume that $\{\psi_D^\ell, \psi_B^\ell, \psi_L^\ell\}$ is a solution to the EL equations (2.23), (2.24), (2.25). Then evidently $\{\psi_D^\ell\}$ is a solution to the EL equation (2.23) associated with the Lagrangian L_D and, according to the argument of Section 6.3, the following energy conservation law holds inside the domain Ω

$$\frac{dH_D}{dt} + \text{div } S_D = -\partial_t L_D. \quad (3.17)$$

The above differential form of the energy conservation law combined with the definition (3.12), (3.13) of the energy flux $S_D^\ell = G_D^\ell \partial_t \psi_D^\ell$ imply the following integral form of the energy conservation

$$\frac{d}{dt} \int_{\Omega} H_D \, dx + \sum_{\ell} \int_{\Gamma} \langle G_D^\ell, \mathbf{n}(b) \rangle \partial_t \psi_L^\ell \, dS_b = - \int_{\Omega} \partial_t L_D \, dx, \quad (3.18)$$

where $\mathbf{n}(b)$ is the normal vector to boundary Γ at a point b . Notice that we used also the definition of ψ_L^ℓ as the limit value of ψ_D^ℓ , that is

$$\psi_D^\ell(b) = \psi_L^\ell(b), \quad b \in \Gamma. \quad (3.19)$$

In the case of the boundary let us consider the Lagrangian $L_B + L_{\text{INT}}$ where ψ_L^ℓ is a component of a solution $\{\psi_D^\ell, \psi_B^\ell, \psi_L^\ell\}$ to the EL equations (2.23), (2.24), (2.25). Suppose now that those ψ_L^ℓ are fixed. Notice then that $\{\psi_B^\ell\}$ is a solution to the EL equation (2.25) associated with the Lagrangian $L_B + L_{\text{INT}}$ with ψ_L^ℓ being fixed. Using once again the argument of Section 6.3 we obtain the following conservation law

$$\frac{dH_B}{dt} + \widetilde{\text{div}} S_B = -\partial_t (L_B + L_{\text{INT}}) - \sum_{\ell} \partial_{\psi^\ell} (L_{\text{INT}}) \partial_t \psi_L^\ell, \quad (3.20)$$

Integrating the above equation over the boundary of the Riemann manifold Γ which has no boundary and using the Riemannian version of Gauss Theorem, (6.16) we obtain the integral form of the energy conservation on the boundary

$$\frac{d}{dt} \int_{\Gamma} H_B \, dS_b + \int_{\Gamma} \sum_{\ell} \partial_{\psi^\ell} (L_{\text{INT}}) \partial_t \psi_L^\ell \, dS_b = - \int_{\Gamma} \partial_t (L_B + L_{\text{INT}}) \, dS_b, \quad (3.21)$$

Observe now that by multiplying the interface IEL equation (2.24) by $\partial_t \psi_L^\ell$ we obtain

$$\langle G_D^\ell, \mathbf{n}(b) \rangle \partial_t \psi_L^\ell + \partial_{\psi^\ell} (L_{\text{INT}}) \partial_t \psi_L^\ell = 0. \quad (3.22)$$

The above equation signifies an exact balance between the normal component of energy flux $S_D^\ell(b) = G_D^\ell \partial_t \psi_D^\ell(b) = G_D^\ell \partial_t \psi_L^\ell(b)$ associated with the domain and the similar quantity $\partial_{\psi^\ell} (L_{\text{INT}}) \partial_t \psi_L^\ell$ associated with the boundary. We refer to equality (3.22) as the *detailed energy balance* for it is satisfied at every point b of the boundary Γ .

Combining now equalities (3.20)-(3.22) we obtain the total energy conservation

$$\frac{d}{dt} \left[\int_{\Omega} H_D \, dx + \int_{\Gamma} H_B \, dS_b \right] = - \int_{\Omega} \partial_t L_D \, dx - \int_{\Gamma} \partial_t (L_B + L_{\text{INT}}) \, dS_b, \quad (3.23)$$

signifying the balance of the time derivative of the total energy residing in the domain and its boundary and the power generated by external sources.

If external forces on the volume and/or on the boundary are present, with densities F_D^ℓ and F_B^ℓ , equation 3.17 becomes

$$\frac{dH_D}{dt} + \text{div} S_D = -\partial_t L_D + \sum_{\ell} F_D^\ell \partial_t \psi_D^\ell$$

while 3.20 becomes

$$\frac{dH_B}{dt} + \widetilde{\text{div}} S_B = -\partial_t (L_B + L_{\text{INT}}) - \sum_{\ell} \partial_{\psi^\ell} (L_{\text{INT}}) \partial_t \psi_L^\ell + \sum_{\ell} F_B^\ell \partial_t \psi_B^\ell. \quad (3.24)$$

Finally, the combined integral form 3.23 takes the form

$$\begin{aligned} & \frac{d}{dt} \left[\int_{\Omega} H_D dx + \int_{\Gamma} H_B dS_b \right] = \\ & = - \int_{\Omega} \partial_t L_D dx - \int_{\Gamma} \partial_t (L_B + L_{INT}) dS_b + \sum_{\ell} \left[\int_{\Omega} F_D^{\ell} \partial_t \psi_D^{\ell} dx + \int_{\Gamma} F_B^{\ell} \partial_t \psi_B^{\ell} dS_b \right], \end{aligned} \quad (3.25)$$

containing the total power dissipated by external forces.

4 Some examples

In this section we present applications of our approach. In Subsection 4.1 we describe a sequence of increasingly complex conservative one-dimensional mechanical systems, composed by masses, springs and a unique string, which in all cases represents the "interior" continuous system. In Subsection 4.2, we present an application to multi-transmission lines, in which the carrier of the field is still one-dimensional but the field itself is multidimensional. Subsection 4.3 deals with a two-dimensional application.

4.1 One dimensional examples

This subsection deals with one-dimensional examples in which the "bulk" system is a semi-infinite string. It should be noticed that often we look at the system as an observer residing on the boundary rather than as one residing in the system interior. This point of view differs from the conventional one and arises from the treatment of the interior and the boundary systems on an equal footing.

4.1.1 String attached to a spring

Our simplest example is that of a semi-infinite string attached to a (massless) spring at its end, see Figure 1.1 (a). Suppose the string is stretched along the z -interval $[0, \infty)$ and small transversal oscillations propagate along it (hence we are within the linear model). The spring is assumed linear and is attached to the end of the string at $z = 0$ in such a way, that only transversal oscillations are allowed. We consider the string as the "bulk" system and $\psi_D = \psi_D(z, t)$ stands its deflection, whereas the attached spring is the boundary system and $\psi_B(t)$ is its vertical displacement from the equilibrium. It is clear that $\psi_B(t) = \psi_L(t) = \psi_D(0, t)$ (continuity constraint) and the bulk, boundary and interaction Lagrangian densities are, respectively,

$$L_D = \frac{\rho}{2} (\partial_t \psi_D)^2 - \frac{T}{2} (\partial_z \psi_D)^2; \quad L_B = -\frac{k}{2} \psi_B^2; \quad L_{INT} = 0,$$

where $k > 0$ is the Hooke constant of the spring, T is the constant tension and ρ is the linear density of the string. The total Lagrangian of the system is

$$L(\partial_t \psi_D, \partial_z \psi_D, \psi_B) = \frac{1}{2} \int_0^{\infty} [\rho (\partial_t \psi_D)^2 - T (\partial_z \psi_D)^2] dz - \frac{k}{2} \psi_B^2,$$

This case is well known in literature, see e.g. [7] and we omit the details. An application of our general formulas (2.7)-(2.10) produces the wave equation

$$\partial_{tt}^2 \psi_D = a^2 \partial_{zz}^2 \psi_D; \quad a^2 = \frac{T}{\rho} \quad (4.1)$$

for the evolution of the string, and the well-known Robin boundary condition

$$T\partial_z\psi_D(0,t) - k\psi_B(t) = 0, \quad t \geq 0 \quad (4.2)$$

which follows from the first equation in (2.12) and the continuity constraint. Observe that in this example one must first include an interaction term and take the limit as its strength tends to infinity, according to the discussion at the end of subsection 2.1.1. See the example considered in subsection 4.1.3, where we carry out a similar limit process explicitly.

If we assume that the string has been at rest for all $t \leq 0$, in the general solution of (4.1), given by d'Alembert's formula

$$\psi_D(z,t) = f(z-at) + g(z+at),$$

necessarily $g \equiv 0$ (no backward wave) and then ψ_D satisfies the one-directional wave equation

$$\partial_t\psi_D + a\partial_z\psi_D = 0.$$

We can then replace $\partial_z\psi_D(0,t) = -\partial_t\psi_D(0,t)/a = -\partial_t\psi_B(t)/a$ in (4.2). This leads to the boundary evolution equation

$$\partial_t\psi_B + \frac{ak}{T}\psi_B = 0, \quad t \geq 0. \quad (4.3)$$

If an initial impulsive force is applied at $z = 0$, a pulse is propagated along the string, taking the energy to infinity. The boundary system returns exponentially fast to equilibrium.

Observe that imposing the absence of a backward wave is a kind of "boundary condition" at infinity, usually called "non-radiation" condition. If we assume non-zero initial conditions for the system

$$\psi_D(z,0) = g(z); \quad \partial_t\psi_D(z,0) = h(z),$$

it can be easily proved that they enter the boundary evolution equation as sources

$$\partial_t\psi_B + \frac{ak}{T}\psi_B = ag'(at) + h(at).$$

In particular, if g and h are compactly supported, they influence the dynamics of the boundary system only for some finite time, after which it returns exponentially to equilibrium.

4.1.2 The Lamb model

Our next example is the so called Lamb model, [19], [24]. This time we attach a mass m to the common end of the string and the spring, see Figure 1.1 (b), keeping the rest of the assumptions. Surprisingly enough, the effect of the string on the mass dynamics is that of standard (instantaneous) damping. The boundary Lagrangian now contains a kinetic part

$$L_B = \frac{m}{2}(\partial_t\psi_B)^2 - \frac{k}{2}\psi_B^2,$$

and the total Lagrangian is

$$L(\partial_t\psi_D, \partial_z\psi_D, \psi_B) = \frac{1}{2} \int_0^\infty [\rho(\partial_t\psi_D)^2 - T(\partial_z\psi_D)^2] dz + \frac{m}{2}(\partial_t\psi_B)^2 - \frac{k}{2}\psi_B^2.$$

Here we have again $\psi_B(t) = \psi_L(t) = \psi_D(0, t)$. The DEL equation is the wave equation (4.1), whereas the BEL equation is

$$T\partial_z\psi_D(0, t) - k\psi_B(t) - m\partial_{tt}^2\psi_B(t) = 0. \quad (4.4)$$

If we assume the non-radiation condition and replace, as before, $\partial_z\psi_D(0, t)$ by $-\partial_t\psi_B(t)/a$, we are left with

$$m\partial_{tt}^2\psi_B + \frac{T}{a}\partial_t\psi_B + k\psi_B = 0,$$

which is the standard damped oscillator with instantaneous damping. The previous example (4.3) can be seen as the limit case $m \rightarrow 0$.

Observe that both in this example and in the previous one the boundary system is dissipative because of the non-radiation condition imposed on the string. If we consider a finite string, the boundaries would not behave like dissipative systems, since the energy would be constantly flying from the string to the boundary and viceversa.

4.1.3 Lamb model with friction retardation

Next, we present an example of our approach that produces a generalization of the Lamb model. We modify the standard Lamb model by attaching an additional spring that connects the end of the string to the mass. This situation is represented in Figure 1.1 (b) where the mass has been shifted by means of a bracket to make room for the secondary springs. The introduction of such secondary springs makes the deflection of the end of the string and that of the point mass different, in general. According to the general approach, we denote by $\psi_D = \psi_D(z, t)$ the transverse displacement of the string. The domain and boundary Lagrangian densities are as in the Lamb model, but now a non-zero interaction Lagrangian accounts for the energy stored in the secondary springs:

$$L_{\text{INT}}(\psi_B, \psi_D) = -\frac{\tilde{k}}{2}(\psi_B - \psi_L)^2,$$

where \tilde{k} stands for their Hooke constant. The total Lagrangian is

$$L(\partial_t\psi_D, \partial_z\psi_D, \psi_B) = \frac{1}{2} \int_0^\infty [\rho(\partial_t\psi_D)^2 - T(\partial_z\psi_D)^2] dz + \frac{m}{2}(\partial_t\psi_B)^2 - \frac{k}{2}\psi_B^2 - \frac{\tilde{k}}{2}(\psi_B - \psi_L)^2$$

As before, the DEL equation is the wave equation for the string (4.1), whereas the IEL-BEL equations are

$$\begin{aligned} T\partial_z\psi_D(0, t) + \tilde{k}(\psi_B(t) - \psi_D(0, t)) &= 0; \\ -k\psi_B(t) - m\partial_{tt}^2\psi_B(t) - \tilde{k}(\psi_B(t) - \psi_D(0, t)) &= 0. \end{aligned} \quad (4.5)$$

If we assume as before that no waves arise from infinity, then $\partial_z\psi_D(0, t) = -\partial_t\psi_D(0, t)/a = -\partial_t\psi_L(t)/a$ and the following equation for $\psi_L(t)$ follows

$$\partial_t\psi_L + \frac{a\tilde{k}}{T}\psi_L = \frac{a\tilde{k}}{T}\psi_B. \quad (4.6)$$

The above equation describes the evolution of the field ψ_L under the influence of the boundary. Thus, the right hand side can be interpreted as a force exerted by the boundary on the

interior, and ψ_L as the corresponding displacement. According to the terminology of the Linear Response Theory, the *response function* of the interior is

$$\phi(t) = \mathbf{L}^{-1} \left[\left(s + \frac{a\tilde{k}}{T} \right)^{-1} \right] (t) = e^{-\frac{a\tilde{k}}{T}t}, \quad (4.7)$$

where \mathbf{L}^{-1} stands for the inverse Laplace transform. Hence, the general solution of (4.6) is given by

$$\psi_L(t) = \psi_L(0)e^{-\frac{a\tilde{k}}{T}t} + \frac{a\tilde{k}}{T} \int_0^t e^{-\frac{a\tilde{k}}{T}(t-\tau)} \psi_B(\tau) d\tau. \quad (4.8)$$

Thus, the presence of the interaction Lagrangian introduces a history-dependent response of the interior. (4.8) replaces the continuity constraint $\psi_L(t) = \psi_B(t)$.

Let us next find the evolution of ψ_B . It follows from (4.8) and the second equation in (4.5) that ψ_B is a solution of the integro-differential equation

$$m\partial_{tt}\psi_B + (k + \tilde{k})\psi_B - \tilde{k}\psi_L(0)e^{-\frac{a\tilde{k}}{T}t} - \frac{a\tilde{k}^2}{T} \int_0^t e^{-\frac{a\tilde{k}}{T}(t-\tau)} \psi_B(\tau) d\tau = 0. \quad (4.9)$$

Integrating by parts the last term above, we get

$$\int_0^t e^{-\frac{a\tilde{k}}{T}(t-\tau)} \psi_B(\tau) d\tau = \frac{T}{a\tilde{k}} \left[\psi_B(t) - e^{-\frac{a\tilde{k}}{T}t} \psi_B(0) - \int_0^t e^{-\frac{a\tilde{k}}{T}(t-\tau)} \partial_t \psi_B(\tau) d\tau \right],$$

hence (4.9) becomes

$$m\partial_{tt}\psi_B + k\psi_B + \tilde{k}\psi_B(0)e^{-\frac{a\tilde{k}}{T}t} - \tilde{k}\psi_L(0)e^{-\frac{a\tilde{k}}{T}t} + \tilde{k} \int_0^t e^{-\frac{a\tilde{k}}{T}(t-\tau)} \partial_t \psi_B(\tau) d\tau = 0. \quad (4.10)$$

If we assume $\psi_B(0) = \psi_L(0)$, we are left with

$$m\partial_{tt}\psi_B + k\psi_B + \tilde{k} \int_0^t e^{-\frac{a\tilde{k}}{T}(t-\tau)} \partial_t \psi_B(\tau) d\tau = 0, \quad (4.11)$$

which models a damped oscillator with linear damping depending on all the evolution from $\tau = 0$ to $\tau = t$. Observe that the convolution kernel is a decaying exponential, meaning that the values of velocity close to $\tau = t$ are more relevant in the averaging than those, close to $\tau = 0$.

Observe that in the case $\tilde{k} = 0$, we recover the free harmonic oscillator, $m\partial_{tt}\psi_B + k\psi_B = 0$. This is natural, since in this case there is no interaction between the string and the oscillator.

If $\tilde{k} \rightarrow \infty$, we expect to recover the standard Lamb model, since in that case the string is attached rigidly to the mass. Our system is simple enough to study this limit explicitly. For $\varepsilon > 0$, the dissipative term in 4.11 can be split as

$$\tilde{k} \int_0^t e^{-\frac{a\tilde{k}}{T}(t-\tau)} \partial_t \psi_B(\tau) d\tau = \tilde{k} \int_0^{t-\varepsilon} e^{-\frac{a\tilde{k}}{T}(t-\tau)} \partial_t \psi_B(\tau) d\tau + \tilde{k} \int_{t-\varepsilon}^t e^{-\frac{a\tilde{k}}{T}(t-\tau)} \partial_t \psi_B(\tau) d\tau.$$

The first integral above vanishes as $\tilde{k} \rightarrow \infty$, for any $\varepsilon > 0$ fixed. Indeed,

$$\tilde{k} \int_0^{t-\varepsilon} e^{-\frac{a\tilde{k}}{T}(t-\tau)} \partial_t \psi_B(\tau) d\tau \leq \tilde{k} e^{-\frac{a\tilde{k}}{T}\varepsilon} [\psi_B(t-\varepsilon) - \psi_B(0)] \rightarrow 0 \quad \text{as } \tilde{k} \rightarrow \infty$$

uniformly on bounded intervals of t . As to the second integral, observe that, for $b > 0$,

$$Ae^{-bAs} \rightarrow \frac{1}{b}\delta(s), \quad \text{as } A \rightarrow \infty$$

in the sense of distributions. Therefore,

$$\tilde{k} \int_{t-\varepsilon}^t e^{-\frac{a\tilde{k}}{T}(t-\tau)} \partial_t \psi_B(\tau) d\tau = \tilde{k} \int_0^\varepsilon e^{-\frac{a\tilde{k}}{T}s} \partial_t \psi_B(t-s) d\tau \rightarrow \frac{T}{a} \partial_t \psi_B(t)$$

and, finally, (4.11) becomes

$$m\partial_{tt}\psi_B + \frac{T}{a}\partial_t\psi_B + k\psi_B = 0, \quad (4.12)$$

which is precisely the standard Lamb model.

The dissipative force in (4.11), which depends on the past values of the velocity, is a particular instance of the so called *retarded frictional forces*, as opposed to instantaneous friction present in (4.12).

It is clear that we can add springs and masses to our system. This procedure leads to more complex response functions and dissipative forces in the equation for ψ_B . Thus for the system represented in Figure 1.1 (d), in which a mass has been added at the end of the string, the friction term in the equation for ψ_B has the form

$$c_1 \int_0^t e^{-c_2(t-\tau)} \sin(c_3\tau) \partial_t \psi_B(\tau) d\tau \quad (4.13)$$

for positive constants c_i depending on the parameters of the system.

4.2 Multi-transmission lines

Next, we apply the above general setting to a (lossless) multi-transmission line, MTL. Suppose that we have $k + 1$ conductors, one of them being grounded, say the $(k + 1)$ -th. We denote by $V(z, t) = \{V^\ell(z, t)\}_{\ell=1\dots k}$ the vector-column of voltages on the first k conductors with respect to the ground and by $I(z, t) = \{I^\ell(z, t)\}_{\ell=1\dots k}$ the vector-column of currents flowing on them. The dynamics of the system is described by the telegrapher's equations

$$\partial_t V = -\mathbf{C}^{-1}\partial_z I, \quad \partial_t I = -\mathbf{L}^{-1}\partial_z V, \quad (4.14)$$

where \mathbf{C} (respectively \mathbf{L}) are the matrices of mutual capacity (respectively mutual inductance) of the conductors, see [22]. A Lagrangian setup can be introduced by defining generalized coordinates-fields as follows:

$$\psi_D^\ell(z, t) = (\psi_D^\ell(z, t))_{\ell=1\dots k}, \quad \psi_D^\ell(z, t) = \int_0^t I^\ell(z, s) ds.$$

The corresponding Lagrangian density is

$$L_D = \frac{1}{2} (\partial_t \psi_D^\ell, \mathbf{L} \partial_t \psi_D^\ell) - \frac{1}{2} (\partial_z \psi_D^\ell, \mathbf{C}^{-1} \partial_z \psi_D^\ell), \quad (4.15)$$

where (\cdot, \cdot) denotes the standard scalar product in \mathbb{C}^n .

Suppose we have a semi-infinite transmission line (we take $k = 1$ for simplicity, the generalization is straightforward). The regime at the end of the transmission line can be imposed by attaching another system, so called "load" in circuit theory. These loads play the role of boundary systems. Linear passive loads are uniquely characterized by their impedance, which relates the voltage between the terminals to the current flowing in the load, in the Fourier-Laplace domain, see subsection 6.1 in Appendix. Thus for example an RLC load has impedance $Z_{\text{RLC}} = R + Ls + 1/Cs$. Observe that this formula is completely analogous to the impedance of a damped oscillator, formula (6.8), via identifications mass \sim inductance, damping constant \sim resistance and Hooke constant \sim inverse capacity.

In agreement with our general one-dimensional setting, we introduce a boundary field ψ_{B} describing the load. A general LC load corresponds to a boundary Lagrangian of the form

$$L_{\text{B}}(\psi_{\text{B}}, \partial_t \psi_{\text{B}}) = \frac{\tilde{\mathbf{L}}}{2} (\partial_t \psi_{\text{B}})^2 - \frac{1}{2\tilde{\mathbf{C}}} \psi_{\text{B}}^2,$$

where $\tilde{\mathbf{L}}$ and $\tilde{\mathbf{C}}$ are the inductance and capacity of the LC load (observe the analogy with the mass-spring system). In order to enforce the continuity condition

$$\psi_{\text{B}}(t) = \psi_{\text{L}}(t) = \psi_{\text{D}}(0, t), \quad t > 0$$

we can proceed as in the example of Subsection 4.1.3. First, we do not assume any constraint and introduce an interaction Lagrangian of the form

$$L_{\text{INT}}(\psi_{\text{B}}, \psi_{\text{D}}) = -\frac{A}{2} (\psi_{\text{B}} - \psi_{\text{L}})^2, \quad A > 0.$$

Then, we derive the corresponding DEL and BEL equations and, finally, we let $A \rightarrow \infty$. An interaction Lagrangian of the above form can be interpreted as the insertion of a capacitor of capacity $1/A$ between the TL and the load. As $A \rightarrow \infty$, its capacity vanishes and the continuity condition is achieved.

Formally, our Lagrangian system is the same as the one in Subsection 4.1.3, if we make the identifications:

$$\mathbf{L} \longleftrightarrow \rho; \quad \mathbf{C}^{-1} \longleftrightarrow T; \quad \tilde{\mathbf{L}} \longleftrightarrow m; \quad \tilde{\mathbf{C}}^{-1} \longleftrightarrow k; \quad A \longleftrightarrow \tilde{k}.$$

Therefore, the resulting EL system is

$$\begin{aligned} \text{(DEL)} \quad & \mathbf{L} \partial_{tt}^2 \psi_{\text{D}} - \mathbf{C}^{-1} \partial_{zz}^2 \psi_{\text{D}} = 0, \quad z > 0, t > 0; \\ \text{(IEL)} \quad & \mathbf{C}^{-1} \partial_z \psi_{\text{D}}(0, t) + A(\psi_{\text{B}}(t) - \psi_{\text{D}}(0, t)) = 0, \quad t > 0; \\ \text{(BEL)} \quad & -\tilde{\mathbf{C}}^{-1} \psi_{\text{B}}(t) - \tilde{\mathbf{L}} \partial_{tt}^2 \psi_{\text{B}}(t) - A(\psi_{\text{B}}(t) - \psi_{\text{D}}(0, t)) = 0, \quad t > 0. \end{aligned} \tag{4.16}$$

The computations in Subsection 4.1.3 show that if we assume that no wave is arising from infinity on the TL, after taking the limit $A \rightarrow \infty$, we get the boundary evolution

$$\tilde{\mathbf{L}} \partial_{tt}^2 \psi_{\text{B}} + \sqrt{\mathbf{L}\mathbf{C}^{-1}} \partial_t \psi_{\text{B}} + \tilde{\mathbf{C}}^{-1} \psi_{\text{B}} = 0.$$

We conclude that the TL acts on the load as instantaneous damping due to an effective resistance $R = \sqrt{\mathbf{L}\mathbf{C}^{-1}}$, so called characteristic impedance of the TL, see [22]. For finite

A , the effective damping is not instantaneous. In this case, the impedance of the load is frequency-dependent. It is worth observing in this example that the effect of the boundary on the interior is reflected as a boundary condition (not affecting the master equation of the continuous system) whereas the reciprocal effect of the continuous system on the boundary modifies the equation.

If the attached load contains a voltage source $V(t)$, it can be incorporated in the l.h.s. of the BEL equations.

4.3 The oscillating membrane

In this section we apply our general framework to a sequence of two-dimensional examples related to the trampoline described in the Introduction. Aimed at describing small vertical oscillations of the membrane (jumping mat) and the frame we make the following general assumptions: a) the membrane is two-dimensional and flexible with surface mass density σ ; b) the frame is a rigid one-dimensional ring with linear mass density λ ; c) the frame is elastically supported by means of springy poles with distributed Hooke constant per unit length k ; e) lateral displacements are neglected and f) oscillations are small enough to justify linearization around the equilibrium. Accordingly, we only keep quadratic terms in the energies. Note that in real trampolines, the mat is attached to the frame by means of horizontal springs which keep it taut. Under small vertical displacements of the mat, the elastic energy stored in those springs is constant in linear approximation and plays no role in the energy balance.

As in the one dimensional case, we present a sequence of increasingly complex boundaries.

We start by assuming that the ring is massless ($\lambda = 0$). This case corresponds to the one-dimensional example from subsection 4.1.1.

Denote by Ω the plane circular region on which the membrane is projected at all times and by Γ its boundary, that is, the projection of the ring. Let $\psi_D(x, y, t)$ be the vertical deflection of the point of the membrane projected on $(x, y) \in \Omega$ at time t , where (x, y) are Cartesian coordinates. The boundary is the frame-poles system. Denoting by s the arc length parameter along the ring, the vertical deflection of the ring is the boundary field $\psi_B(s, t)$. (the length is measured, strictly speaking, along the projection of the ring, not along the ring, but this difference is irrelevant in the linear approximation).

The kinetic energy of the membrane is, as usual,

$$K_M = \frac{\sigma}{2} \int_{\Omega} (\partial_t \psi_D)^2 \, dx dy.$$

In the quadratic approximation, the elastic energy stored in the membrane is

$$U_M = \frac{T}{2} \int_{\Omega} |\nabla \psi_D|^2 \, dx dy,$$

where T is the tension in the membrane, that is, the elastic force per unit length perpendicular to a linear element, see [7]. Such tension is a constant in the small oscillations approximation. The two-dimensional domain Lagrangian density is

$$L_D = \frac{\sigma}{2} (\partial_t \psi_D)^2 - \frac{T}{2} |\nabla \psi_D|^2.$$

The elastic energy stored in the support is

$$U_{\text{SUPP}} = \frac{1}{2} \int_{\Gamma} k \psi_{\text{B}}^2(s, t) \, ds. \quad (4.17)$$

and the corresponding linear Lagrangian density is

$$L_{\text{B}} = -\frac{1}{2} k \psi_{\text{B}}^2(s, t)$$

The action is given by

$$S[\psi_{\text{D}}, \psi_{\text{B}}] = \int_{t_0}^{t_1} \left[\int_{\Omega} L_{\text{D}} dx dy + \int_{\Gamma} L_{\text{B}} ds \right] dt.$$

Following the general procedure described in section 2.2, and taking into account the continuity condition

$$\psi_{\text{D}}(x(s), y(s), t) = \psi_{\text{L}}(s, t) = \psi_{\text{B}}(s, t)$$

we get the following equations

$$\begin{aligned} \text{(DEL)} \quad \partial_{tt}^2 \psi_{\text{D}} &= a^2 \Delta \psi_{\text{D}} \quad \text{on } \Omega, \quad a^2 = \frac{T}{\sigma}; \\ \text{(BEL)} \quad k \psi_{\text{B}} + T \partial_{\text{n}} \psi_{\text{B}} &= 0 \quad \text{on } \Gamma, \end{aligned} \quad (4.18)$$

where Δ denotes the Laplace operator, $\Delta f = \partial_{xx}^2 f + \partial_{yy}^2 f$ in Cartesian coordinates, and ∂_{n} stands for the exterior normal derivative. Observe that since we are taking the arc length as a parameter on the boundary, then

$$g = \left| \frac{d\mathbf{r}}{ds} \right| = 1,$$

where $\mathbf{r} : s \in [0, l] \rightarrow \mathbb{E}^2$ is the parametric embedding of the boundary. Consequently, $dg/ds = 0$ and covariant derivatives on the boundary reduce to standard derivatives with respect to s . We easily recognize in the (BEL) equation in (4.18) the two-dimensional Robin boundary conditions. If we let $k \rightarrow \infty$, we are left with the standard "clamped" membrane, with Dirichlet boundary conditions

$$\psi_{\text{D}} = 0 \quad \text{on } \Gamma.$$

Equations (4.18) can be easily rewritten in polar coordinates.

Let us next include the effect of a heavy frame ($\lambda \neq 0$). Now we have a new contribution to the energy of the system: the kinetic energy of the ring, given by

$$K_{\text{R}} = \frac{1}{2} \int_{\Gamma} \lambda (\partial_t \psi_{\text{B}})^2(s, t) \, ds,$$

This situation clearly falls into the general framework described in Section 2.2 with

$$L_{\text{D}} = K_{\text{M}} - U_{\text{M}}; \quad L_{\text{B}} = K_{\text{R}} - U_{\text{SUPP}}; \quad L_{\text{INT}} = 0.$$

(actually, as we remarked in Subsection 2.1.1, one should first consider a nontrivial interaction and then take limits). According to general formulas (2.23)-(2.25), the equation for the interior system is still the two-dimensional wave equation in (4.18), whereas the BEL equations reduce to

$$\lambda \partial_{tt}^2 \psi_B + k \psi_B + T \partial_n \psi_D = 0 \quad \text{on } \Gamma. \quad (4.19)$$

We can conceive more sophisticated "boundaries". For example, if the membrane is suspended by means of vertical springs with distributed (per unit length) Hooke constant \tilde{k} , the elastic energy stored in the springs is given by

$$U_{\text{Spring}} = \frac{1}{2} \int_{\Gamma} \tilde{k} [\psi_D(x(s), y(s), t) - \psi_B(s)]^2 ds. \quad (4.20)$$

In this case we have

$$L_D = K_M - U_M; \quad L_B = K_R - U_{\text{SUPP}}; \quad L_{\text{INT}} = -U_{\text{Spring}}.$$

Using the general formulas (2.23)-(2.25), we get the following IEL-BEL equations:

$$\begin{aligned} -T \partial_n \psi_D + \tilde{k} [\psi_D(x(s), y(s), t) - \psi_B(s, t)] &= 0; \\ -k \psi_B(s, t) - \lambda \partial_{tt}^2 \psi_B(s, t) - \tilde{k} [\psi_D(x(s), y(s), t) - \psi_B(s)] &= 0. \end{aligned}$$

In the limit $\tilde{k} \rightarrow \infty$ we recover the "rigid" constraint and the above equations reduce to (4.19).

More complex situations can be considered within our framework. For example, we can allow the frame to be flexible. In such case, we have to add to the boundary Lagrangian the potential energy associated to flexion. Such Lagrangian would involve the tangential derivative $\partial \psi_B / \partial s$. Nonlinear effects associated to large vertical displacement can also be considered.

5 Connection to conservative extensions

According to [9], very general dissipative and dispersive systems of the form

$$m \partial_t v = -i A v - \int_0^\infty a(\tau) v(t - \tau) d\tau + f(t) \quad (5.1)$$

can be extended to conservative systems by means of attaching a convenient system of strings which can be interpreted as hidden degrees of freedom.

Looking at our one-dimensional examples from subsection 4.1 from the "boundary" point of view provides explicit examples of such conservative extensions. Indeed, as we noted in subsection 4.1, the boundary systems behave as a dissipative systems. The rest of the original conservative system can be thus interpreted as the one associated to the hidden degrees of freedom. It is important that those degrees of freedom be at complete rest before $t = 0$ and only subjected to the forces arising from their link to the dissipative system. In our examples, such condition was enforced by assuming trivial initial data and the non-radiation condition at infinity.

The example of the Lamb model, discussed in subsection 4.1.2, was already pointed out in [9]. In this case, frictional forces are instantaneous, according to the terminology introduced

in Subsection 6.1 of the Appendix. The hidden degrees of freedom are here provided by the string, that takes the energy away from the boundary.

Our one-dimensional structured boundaries are a source of arbitrarily complex dissipative and dispersive systems and their corresponding conservative extensions. Thus, the example in Subsection 4.1.3 provides a concrete conservative extension for the dispersive system (4.11), which can be easily recast in the form (5.1), see subsection 6.1 in the Appendix. In this case we have a *genuine dispersive system* with exponential response function. More sophisticated boundaries give rise to other response functions like that in (4.13).

6 Appendix

6.1 On linear response theory

Linear response theory deals with linear relations between applied forces and the corresponding displacements or currents. Its main concepts are discussed in [18], and a concrete mathematical framework has been given in [9]. We briefly recall here the main facts and terminology, following the above references.

Very general linear dynamical systems are governed by equations of the form (5.1), where $v(t)$ is the state of the system, belonging to some Hilbert space H , m is a positive mass operator, $A : D(A) \rightarrow H$ is a self-adjoint operator, $a(t), t \geq 0$ is a family of operators and f is an H -valued function, defined on $[0, \infty)$. The physical interpretation is the following: the terms

$$-iAv - \int_0^\infty a(\tau)v(t-\tau) d\tau \quad (6.1)$$

represent the self-force. The term $-iAv$ corresponds to conservative forces, such as (linear) elastic forces. The work done by those forces $-iAv$ is transformed into kinetic energy of the system, as a consequence of the unitarity of the group e^{-iAt} . The second term in (6.1) corresponds to frictional forces of a very general nature. Indeed, in many cases $a(\tau)$ has the structure

$$a(\tau) = \alpha_\infty \delta(\tau) + \alpha(\tau)$$

where α_∞ is some fixed self-adjoint operator and $\alpha(\tau)$ is continuous for $\tau \geq 0$. The corresponding friction force in (6.1) has the form

$$f_{\text{fric}}(t) = \alpha_\infty v(t) + \int_0^\infty \alpha(\tau)v(t-\tau) d\tau. \quad (6.2)$$

The term $\alpha_\infty \delta(\tau)$ corresponds to *instantaneous friction*, depending only on the current state of the system, whereas the second term describes *retarded friction*, dependent upon the history of the system prior to time t (causality).

In order that $a(\tau)$ represent real dissipation, sign restrictions should be imposed. The total work of the frictional forces per unit of time can be written as

$$W_{\text{fric}} = -\frac{1}{2} \int_{-\infty}^\infty \int_{-\infty}^\infty \langle v(t), a_e(\tau)v(t-\tau) \rangle_H d\tau dt,$$

where the operator $a_e(\tau)$ has been introduced to get a more symmetric expression and is

related to $a(\tau)$ by the formula

$$a_e(\tau) = 2\alpha_\infty\delta(t) + \begin{cases} \alpha(\tau), & \tau > 0 \\ \operatorname{Re} \alpha(0^+), & \tau = 0 \\ \alpha^*(-\tau), & \tau < 0 \end{cases} . \quad (6.3)$$

Condition $W_{\text{fric}} \leq 0$ means that $a_e(\tau)$ is a positive definite function, a fact that plays a crucial role in the construction of a conservative extension of the system given in [9].

The response of the system to the applied external force is the mapping $f(t) \rightarrow v(t)$, where we assume that the system was at rest for $t \leq 0$. It is often more convenient to describe it in the frequency domain, *i.e.* in terms of the Laplace-Fourier transforms of f and v . We define the Laplace-Fourier transform of an H -valued function $u(t)$, defined for $t \geq 0$, as

$$\widehat{u}(\zeta) = \int_0^\infty u(t)e^{i\zeta t} dt, \quad \zeta = \omega + i\eta.$$

\widehat{u} is well defined in a half-plane of the form $\eta > \eta_0$, where η_0 depends on the exponential class of u . In particular, if u is bounded for $t \geq 0$, \widehat{u} is well defined in the upper half-plane $\eta > 0$ and is a holomorphic function of ζ there.

Formally applying the Laplace-Fourier transform to the equation (5.1), we obtain

$$\zeta m \widehat{v}(\zeta) = [A - i\widehat{a}(\zeta)]\widehat{v}(\zeta) + i\widehat{f}(\zeta),$$

which leads to the representation

$$\widehat{v}(\zeta) = \mathfrak{A}(\zeta)\widehat{f}(\zeta), \quad (6.4)$$

where the *admittance operator* is defined as

$$\mathfrak{A}(\zeta) = i[\zeta m - A + i\widehat{a}(\zeta)]^{-1}. \quad (6.5)$$

The admittance representation (6.4) furnishes a complete description of the original system. The inverse operator

$$\mathfrak{Z}(\zeta) = [\mathfrak{A}(\zeta)]^{-1} = -i[\zeta m - A + i\widehat{a}(\zeta)]$$

is called *impedance operator*.

Positive definiteness of a_e is reflected on its Fourier-Laplace transform. Indeed, it is equivalent to the condition

$$\operatorname{Im} \widehat{a}(\zeta) \geq 0 \quad \text{for } \operatorname{Im} \zeta > 0,$$

which is in turn equivalent to the fact that the the complex function

$$f_v(\zeta) := \langle v, i\widehat{a}(\zeta)v \rangle$$

has non-negative imaginary part for $\operatorname{Im} \zeta > 0$ and any fixed $v \in H$. This property, together with suitable boundedness assumptions on $\alpha_\infty, \alpha(\tau)$, allows for the following representation of $f_v(\zeta)$ (via Nevanlinna Theorem)

$$f_v(\zeta) = \int_{-\infty}^\infty \frac{dN_v(\sigma)}{\sigma - \zeta}$$

for some nondecreasing, right continuous and bounded function N_v . See [9] for a detailed account on these issues.

(6.4) is a very general representation. Many important real systems evolve in $H = \mathbb{C}$. In this case, $\mathfrak{A}(\zeta)$ is a complex function, (6.4) amounts to multiplication by the so called *complex admittance* $\widehat{\chi}(\zeta)$:

$$\widehat{v}(\zeta) = \widehat{\chi}(\zeta)\widehat{f}(\zeta),$$

and its time domain counterpart has the form

$$v(t) = \chi^\infty f(t) + \int_0^\infty \Phi(\tau) f(t - \tau) d\tau = \chi^\infty f(t) + \int_{-\infty}^t \Phi(t - \varsigma) f(\varsigma) d\varsigma, \quad (6.6)$$

for some complex function Φ , called the *response function*. The terminology is justified by the fact that the solution corresponding to a unit step force applied at $t = t_1$, $f(t) = \theta(t - t_1)$, is precisely $v(t) = \Phi(t - t_1)\theta(t - t_1)$, where θ is the Heaviside step function. On the other hand, the constant χ^∞ is the response of the system to a unit impulse at $t = 0$, $f(t) = \delta(t)$ and corresponds to the constant part of the complex admittance. Whenever the admittance operator is not a constant, $\Phi \neq 0$.

The relation between the complex admittance and the response function is given by the Fourier-Laplace transform

$$\widehat{\chi}(\zeta) = \chi^\infty + \int_0^\infty \Phi(\tau) e^{i\zeta\tau} d\tau.$$

$\widehat{\chi}(\zeta)$ or, equivalently, the pair $(\chi^\infty, \Phi(t))$ completely describe the behavior of the system.

6.1.1 Examples

1) The ODE for the standard damped oscillator:

$$\partial_{tt}u + 2a\partial_t u + ku = g(t); \quad a, k > 0 \quad (6.7)$$

(we take unit mass for simplicity) can be put in the form(5.1) by choosing $v = (v_1, v_2) \in \mathbb{C}^2 = H$ with

$$v_1 = \sqrt{k}u; \quad v_2 = u_t.$$

Indeed, (6.7) is equivalent to (5.1) with $m = Id$,

$$A = \begin{pmatrix} 0 & i\sqrt{k} \\ -i\sqrt{k} & 0 \end{pmatrix}; \quad \alpha_\infty = \begin{pmatrix} 0 & 0 \\ 0 & 2a \end{pmatrix}, \quad \alpha(\tau) = 0; \quad f(t) = \begin{pmatrix} 0 \\ g(t) \end{pmatrix}.$$

Thus in this case we have instantaneous damping. Clearly $\widehat{a} = \alpha_\infty$ and we can compute the impedance operator explicitly:

$$\mathcal{Z}(\zeta) = -i[\zeta m - A + i\widehat{a}(\zeta)] = -i \begin{pmatrix} \zeta & -i\sqrt{k} \\ i\sqrt{k} & \zeta + 2ai \end{pmatrix}.$$

Usually (for example, in the Circuit theory context) impedance is understood as the ratio

$$Z = \frac{\mathbb{L}[g]}{\mathbb{L}[u_t]},$$

where \mathbf{L} represents the standard Laplace transform. We can easily recover Z from \mathcal{Z} . Indeed, if we only consider the second component in the relation

$$\widehat{f}(\zeta) = \mathcal{Z}(\zeta)\widehat{v}(s),$$

we get

$$\widehat{g} = i\sqrt{k}\widehat{v}_1 + (\zeta + 2ai)\widehat{v}_2.$$

But $\widehat{v}_1 = \sqrt{k}\widehat{u} = \frac{\sqrt{k}}{i\zeta}\widehat{v}_2$. Therefore,

$$\widehat{g} = \left[\frac{ik}{\zeta} + (-i\zeta + 2a) \right] \widehat{v}_2 = \left[\frac{k}{s} + 2a + s \right] \widehat{v}_2; \quad \zeta = is$$

and

$$Z(s) = \frac{\mathbf{L}[g](s)}{\mathbf{L}[u_t](s)} = \frac{\widehat{g}(\zeta)}{\widehat{v}_2(\zeta)} = \frac{k}{s} + 2a + s, \quad (6.8)$$

which is the usual expression for the impedance of a damped oscillator.

2) The same procedure, applied to the system from Subsection (4.1.3) with unit mass, produces a first order system of the form(5.1) with

$$A = \begin{pmatrix} 0 & i\sqrt{k} \\ -i\sqrt{k} & 0 \end{pmatrix}; \quad \alpha_\infty = 0, \quad \alpha(\tau) = \begin{pmatrix} 0 & 0 \\ 0 & -\tilde{k}e^{-\frac{\tilde{k}}{T}\tau} \end{pmatrix}; \quad f(t) = \begin{pmatrix} 0 \\ g(t) \end{pmatrix}.$$

and, therefore

$$\mathcal{Z}(\zeta) = -i[\zeta m - A + i\widehat{a}(\zeta)] = -i \begin{pmatrix} \zeta & -i\sqrt{k} \\ i\sqrt{k} & \zeta - i\tilde{k}e^{-\frac{\tilde{k}}{T}\tau} \end{pmatrix}.$$

6.2 On the Divergence Theorem in a Riemannian manifold

In the formulation of the Euler-Lagrange equations for systems with boundaries, a crucial step is that of integrating by parts in space and time the action associated to the main system. In the standard approach, one assumes that the space is flat and Euclidean coordinates are used, hence the divergence of a vector $v = (v_x, v_y, v_z)$ is given by the sum of the partial derivatives.

$$\operatorname{div} v = \frac{\partial v_x}{\partial x} + \frac{\partial v_y}{\partial y} + \frac{\partial v_z}{\partial z}$$

Since in our approach the boundary is a system in its own right, we have to perform the same task on possibly curved manifolds of the Euclidean space. In such case, the divergence of a tangent vector field is not anymore given by the sum of "partial derivatives". Instead, one has to resort to covariant derivatives and form the corresponding combination. Importantly, only when one uses the legitimate (covariant) divergence, the divergence theorem extends to the case of curved manifolds.

In this Appendix, we gather the main concepts and formulas needed to deal with curved manifolds. We are mainly interested in the case of manifolds, embedded in the Euclidean space \mathbb{E}^n , with induced metrics and so called "compatible" or Levi-Civita connection.

6.2.1 Covariant derivatives

On a general differentiable manifold M , in order to define a concept of derivative of a tensor field (other than a scalar), we must be able to compare the values of the field at different points. There is no "natural" way to do this and an additional, independent structure is required. A *connection* is given by a system of functions

$$\Gamma^i_{j,k}(x)$$

on the manifold, so called Christoffel symbols. If coordinates on M are changed, $(x^s) \rightarrow (x^{s'})$, the Christoffel symbols must change according to the following, non tensorial law

$$\Gamma^{k'}_{p',q'} = \sum_{k,p,q} \left(\Gamma^k_{p,q} \frac{\partial x^{k'}}{\partial x^k} \frac{\partial x^p}{\partial x^{p'}} \frac{\partial x^q}{\partial x^{q'}} + \frac{\partial x^{k'}}{\partial x^k} \frac{\partial^2 x^k}{\partial x^{p'} \partial x^{q'}} \right),$$

see [6, p. 283].

If we are given a (contravariant) vector field with components $v^i(x)$, the quantities

$$\tilde{\partial}_{x^j} v^i(x) := \partial_{x^j} v^i(x) + \sum_k v^k(x) \Gamma^i_{k,j}(x) \quad (6.9)$$

make up a $(1, 1)$ -tensor, called *covariant derivative* of v (with respect to the given connection). Analogously, given a covector field with components $w_i(x)$, the quantities

$$\tilde{\partial}_{x^j} w_i(x) := \partial_{x^j} w_i(x) - \sum_k w_k(x) \Gamma^k_{j,i}(x)$$

make up a $(2, 0)$ -tensor, the covariant derivative of w . In a completely analogous fashion, one can define covariant derivatives of higher rank tensors, see [6, p. 281]. Covariant derivatives of scalar fields are just partial derivatives.

It should be remarked that the system of partial derivatives of a vector field $(\partial_{x^j} v^i(x))$ does not define a tensor. Covariant derivatives coincide with usual partial derivatives only in a coordinate system for which $\Gamma^i_{k,j} = 0$ (so called Euclidean connection). Such Euclidean connection not always exists.

The operation of covariant differentiation allows to define the parallel transport of a vector (tensor) field along a curve, as well as the concept of geodesics (relative to the given connection).

Given a connection, we can define the *covariant divergence* of a vector field $v = (v^i(x))$ as

$$\widetilde{\text{div}} v = \sum_i \tilde{\partial}_{x^i} v^i, \quad (6.10)$$

that is, as the convolution of the $(1, 1)$ -covariant derivative. By its definition as a convolution, this quantity is a real (invariant) scalar.

However, if M is a Riemannian manifold, there is a natural way to choose the connection. Indeed, if (g_{ij}) is the metric tensor on M , we require M to be "intrinsically flat" in the sense that

$$\tilde{\partial}_{x^k} g_{ij}(x) = 0 \quad \text{on } M. \quad (6.11)$$

The requirement of this property, together with symmetry,

$$\Gamma^i_{j,k} = \Gamma^i_{k,j}$$

uniquely defines a connection (so called connection *compatible with the metrics*, or *Levi-Civita connection*). The Christoffel symbols are given in terms of the metrics by the formulas

$$\Gamma_{ij}^k = \frac{1}{2} \sum_l g^{kl} \left(\frac{\partial g_{ij}}{\partial x^l} + \frac{\partial g_{il}}{\partial x^j} - \frac{\partial g_{lj}}{\partial x^i} \right), \quad (6.12)$$

see [6, p. 293].

For the Levi-Civita connection, parallel transport preserves lengths and angles between vectors in their corresponding tangent spaces. Also, the divergence can be written in terms of the metric tensor as

$$\widetilde{\operatorname{div}} v = \frac{1}{\sqrt{g}} \sum_i \frac{\partial}{\partial x^i} (\sqrt{g} v^i) = \sum_i \frac{\partial v^i}{\partial x^i} + \sum_i v^i \frac{\partial \log \sqrt{g}}{\partial x^i}, \quad (6.13)$$

where $g = \det(g_{ij})$. The above formula follows in a straightforward manner from (6.9), (6.12) and (6.10). Indeed, from (6.10) and (6.9) we have

$$\widetilde{\operatorname{div}} v = \sum_i \widetilde{\partial}_{x^i} v^i = \sum_i \partial_{x^i} v^i + \sum_{i,k} v^k \Gamma_{k,i}^i \quad (6.14)$$

and by (6.12),

$$\sum_i \Gamma_{k,i}^i = \frac{1}{2} \sum_{i,l} g^{il} \left(\frac{\partial g_{lk}}{\partial x^i} + \frac{\partial g_{il}}{\partial x^k} - \frac{\partial g_{ki}}{\partial x^l} \right) = \frac{1}{2} \sum_{i,l} g^{il} \frac{\partial g_{il}}{\partial x^k} = \frac{1}{2g} \frac{\partial g}{\partial x^k} = \frac{\partial \log \sqrt{g}}{\partial x^k}, \quad (6.15)$$

where we have used the symmetry of the metric tensor in the second equality, and the obvious identity

$$\frac{\partial g}{\partial x^k} = \sum_{i,l} \frac{\partial g_{il}}{\partial x^k} G_{il} = g \sum_{i,l} \frac{\partial g_{il}}{\partial x^k} g_{il},$$

in the third, where (G_{il}) is the matrix of cofactors of (g_{ij}) . Plugging (6.15) into (6.14), we get (6.13).

For the compatible connection, the requirement of the existence of an Euclidean connection is equivalent to the requirement of the manifold being Euclidean in the usual sense, that is, in the sense that there exists a system of coordinates for which the metrics is constant along the manifold (this requirement is clearly equivalent to the existence of coordinates for which $g_{ij} = \delta_{ij}$ (Cartesian coordinates)). Such coordinates do not exist, in particular, on a curved submanifold of Euclidean space. In Cartesian coordinates it follows from (6.12) that $\Gamma_{j,k}^i = 0$ and the divergence boils down to the sum of partial derivatives.

6.2.2 The Divergence theorem

Stokes' Theorem is the main result in the theory of integration of differential forms. For the Theorem to be valid, no special structure is required on the manifold. We remind the reader that, according to Stokes' Theorem, if ω is a smooth $(k-1)$ -differential form defined on a compact k -dimensional manifold M with smooth boundary ∂M , then

$$\int_M d\omega = \int_{\partial M} \omega,$$

where $d\omega$ stands for the exterior differential of ω , a k -form.

If M is an open subset of an n -dimensional Riemannian manifold V^n with closed boundary ∂M , and both $M, \partial M$ are equipped with the Riemannian structure of the embedding manifold V^n , one can formulate a version of Stokes' Theorem for vector fields, in which the metrics is displayed explicitly, see [21, page 283]. The main reason for this is that in this case there is a correspondence between $(n - 1)$ -forms and contravariant vectors, via the Hodge map and the Riemannian structure. Let $v^i(x)$ be a contravariant vector field on M . Thanks to the Riemannian structure, one can define a properly oriented unit normal vector at each point of the hypersurface ∂M , see [21]. Let (u^i) denote some local coordinates in ∂M and $n = (n^i(u^j))$ be such a vector. Then,

$$\int_M \widetilde{\text{div}} v \, dV_n = \int_{\partial M} \langle v, n \rangle \, dV_{n-1}, \quad (6.16)$$

where $\widetilde{\text{div}}$ is the divergence defined in (6.10), $\langle \cdot, \cdot \rangle$ is the scalar product in V^n and

$$dV_n = \sqrt{\det(g_{ij})} \, dx^1 \wedge dx^2 \wedge \dots \wedge dx^n; \quad dV_{n-1} = \sqrt{\det(\widehat{g}_{ij})} \, du^1 \wedge du^2 \wedge \dots \wedge du^{n-1}$$

are the volume form in V^n , respectively the induced volume form in ∂M , in local coordinates (u^i) .

When V^n is the Euclidean space \mathbb{E}^n with Euclidean coordinates (x^i) , we recover from (6.16) the standard theorems of Vector Calculus. For example, let there a closed, simple, smooth curve $\gamma : t \in [a, b] \rightarrow \mathbb{E}^2$ be given in the plane and let us call M its interior. The exterior unit normal vector to γ is

$$n = \left(\frac{y'(t)}{\sqrt{x'(t)^2 + y'(t)^2}}, -\frac{x'(t)}{\sqrt{x'(t)^2 + y'(t)^2}} \right),$$

where " ' " indicates derivation with respect to the curve parameter. If a vector field $v(x, y) = (v^1(x, y), v^2(x, y))$ is given in \mathbb{E}^2 , as a function of Cartesian coordinates (x, y) , the divergence of v is given by the usual formula

$$\widetilde{\text{div}} v = \frac{\partial v_1}{\partial x} + \frac{\partial v_2}{\partial y},$$

and

$$dV = dx \wedge dy; \quad dS = \sqrt{x'(t)^2 + y'(t)^2} dt.$$

Therefore, (6.16) gives

$$\int_M \left(\frac{\partial v_1}{\partial x} + \frac{\partial v_2}{\partial y} \right) dx \wedge dy = \int_{\gamma} (v^1 y' - v^2 x') \, dt.$$

Renaming $P = -v^2$, $Q = v^1$, we can write the previous formula in the classical form

$$\int_M \left(\frac{\partial Q}{\partial x} - \frac{\partial P}{\partial y} \right) dx \wedge dy = \int_{\gamma} P \, dx + Q \, dy$$

(Green's Theorem in the plane).

6.3 Energy conservation

Let us consider a field Lagrangian of the form

$$\begin{aligned} L &= L(x, \psi, D\psi), \quad x = (x^0, x^1, \dots, x^n), \quad x^0 = t, \\ \psi &= \{\psi^\ell, \quad \ell = 1, \dots, k\}, \\ D\psi &= \{\partial_\nu \psi^\ell, \quad \nu = 0, 1, \dots, n, \quad \ell = 1, \dots, k\}, \end{aligned} \quad (6.17)$$

Assuming the existence of external, non-monogenic forces F^ℓ acting on the field ψ^ℓ , the corresponding Euler-Lagrange equations are,

$$\sum_\nu \frac{d}{dx^\nu} \frac{\partial L}{\partial \partial_\nu \psi^\ell} - \frac{\partial L}{\partial \psi^\ell} = F^\ell, \quad \ell = 1, \dots, k, \quad (6.18)$$

or

$$\sum_\nu \frac{dG^{\ell\nu}}{dx^\nu} - \frac{\partial L}{\partial \psi^\ell} = F^\ell, \quad G^{\ell\nu} = \frac{\partial L}{\partial \partial_\nu \psi^\ell}, \quad \ell = 1, \dots, k. \quad (6.19)$$

Then the *canonical (Hamilton) energy-momentum tensor* is defined by

$$T^{\mu\nu} = \sum_\ell \frac{\partial L}{\partial \partial_\mu \psi^\ell} \partial^\nu \psi^\ell - \delta^{\nu\mu} L = \sum_\ell G^{\ell\nu} \partial^\mu \psi^\ell - \delta^{\nu\mu} L, \quad (6.20)$$

and for any solution ψ^ℓ to the EL equations (6.18)-(6.19) it satisfies the following conservation equations, [16, 13.3], [14, 3.1]

$$\sum_\mu \partial_\mu T^{\mu\nu} = -\frac{\partial L}{\partial x^\nu}. \quad (6.21)$$

In the case when dissipative forces are present the corresponding terms have to be added to the right-hand side of the above equation, [10]. In particular, the energy conservation law corresponding to $\nu = 0$ in (6.21) can be represented as

$$\frac{dH}{dt} + \text{div } S = -\frac{\partial L}{\partial t} + \sum_\ell F^\ell \partial_0 \psi^\ell, \quad \text{div } S = \partial_i S^i, \quad (6.22)$$

where

$$H = T^{00} = \sum_\ell G^{\ell 0} \partial^0 \psi^\ell - L = \sum_\ell \frac{\partial L}{\partial \partial_t \psi^\ell} \partial_t \psi^\ell - L \text{ is the energy density,} \quad (6.23)$$

$$S^i = T^{0i} = \sum_\ell G^{\ell i} \partial^0 \psi^\ell = \sum_\ell G^{\ell i} \partial_t \psi^\ell, \quad i = 1, \dots, n \text{ is the energy flux.}$$

In fact, the energy conservation law (6.23) can be derived straightforwardly as follows, see [2, Section 4.1.]. Consider the full time derivative of the Lagrangian with ψ being a solution to the EL equations (6.18):

$$\begin{aligned} \frac{dL}{dx^0} &= \sum_\ell \left(\frac{\partial L}{\partial \psi^\ell} \partial_0 \psi^\ell + \sum_\nu \frac{\partial L}{\partial \partial_\nu \psi^\ell} \partial_\nu \partial_0 \psi^\ell \right) + \frac{\partial L}{\partial x^0} = \\ &= \sum_\ell \left[\frac{\partial L}{\partial \psi^\ell} - \sum_\nu \frac{dG^{\ell\nu}}{dx^\nu} \right] \partial_0 \psi^\ell + \sum_\nu \frac{d}{dx^\nu} (G^{\ell\nu} \partial_0 \psi^\ell) + \frac{\partial L}{\partial x^0}. \end{aligned} \quad (6.24)$$

Taking into account the EL equations (6.18) we can recast the identity (6.24) as

$$\frac{d}{dx^0} \left[\sum_\ell G^{\ell 0} \partial_0 \psi^\ell - L \right] + \sum_{i=1}^n \partial_i \left(\sum_\ell G^{\ell i} \partial_0 \psi^\ell \right) = -\partial_0 L + \sum_\ell F^\ell \partial_0 \psi^\ell, \quad (6.25)$$

which is equivalent to the desired energy conservation (6.22)-(6.23).

6.3.1 Covariant Riemann manifold version of the energy conservation

In the case when the domain Θ is n -dimensional Riemannian manifold with metric g_{ij} as the boundary Γ considered in Section 2.2 and L is a Lagrangian as in (6.17) the action S is defined by the following integral

$$S = \int_{t_0}^{t_1} dt \int_{\Theta} L dV, \text{ where } dV = \sqrt{\det(g_{ij})} dx^1 \wedge dx^2 \wedge \dots \wedge dx^n. \quad (6.26)$$

The manifold version of the EL equations (6.18)-(6.19) reads

$$\begin{aligned} \partial_0 G^{\ell 0} + \sum_{i=1}^n \tilde{\partial}_i G^{\ell i} - \frac{\partial L}{\partial \psi^\ell} &= F^\ell, \\ G^{\ell \nu} &= \frac{\partial L}{\partial \partial_\nu \psi^\ell}, \quad \nu = 0, 1, \dots, n, \quad \ell = 1, \dots, k, \end{aligned} \quad (6.27)$$

where the covariant derivatives $\tilde{\partial}_i$ are defined by (6.9). In other words, to obtain the manifold version of the EL equations we simply substitute in the conventional EL equations (6.18)-(6.19) the spatial partial derivatives ∂_i with their covariant counterparts $\tilde{\partial}_i$. This follows from the derivation in subsection 2.2.2. The same substitution yields the covariant version of the energy conservation law (6.22)-(6.23), namely

$$\frac{dH}{dt} + \widetilde{\text{div}} S = -\frac{\partial L}{\partial t} + \sum_{\ell} F^\ell \partial_0 \psi^\ell, \quad \widetilde{\text{div}} S = \sum_i \tilde{\partial}_i S^i, \quad (6.28)$$

where

$$\begin{aligned} H &= \sum_{\ell} G^{\ell 0} \partial_0 \psi^\ell - L = \sum_{\ell} \frac{\partial L}{\partial \partial_t \psi^\ell} \partial_t \psi^\ell - L \text{ is the energy density,} \\ S^i &= T^{0i} = \sum_{\ell} G^{\ell i} \partial_0 \psi^\ell = \sum_{\ell} G^{\ell i} \partial_t \psi^\ell, \quad i = 1, \dots, n \text{ is the energy flux.} \end{aligned} \quad (6.29)$$

To justify the covariant form of the energy conservation law (6.28)-(6.29) we use the same identity (6.24) as in the conventional case and recast it using the explicit formula (6.13). Indeed

$$\begin{aligned} \frac{dL}{dx^0} &= \sum_{\ell} \left[\frac{\partial L}{\partial \psi^\ell} \partial_0 \psi^\ell + \sum_{\nu} G^{\ell \nu} \partial_\nu \partial_0 \psi^\ell \right] + \frac{\partial L}{\partial x^0} = \\ &= \sum_{\ell} \left[\frac{\partial L}{\partial \psi^\ell} - \sum_{\nu} \frac{dG^{\ell \nu}}{dx^\nu} - \sum_{i=1}^n G^{\ell i} \frac{\partial \log \sqrt{g}}{\partial x^i} \right] \partial_0 \psi^\ell + \\ &+ \sum_{\ell} \left[\sum_{\nu} \frac{d}{dx^\nu} (G^{\ell \nu} \partial_0 \psi^\ell) + \sum_{i=1}^n G^{\ell i} \partial_0 \psi^\ell \frac{\partial \log \sqrt{g}}{\partial x^i} \right] + \frac{\partial L}{\partial x_0}. \end{aligned} \quad (6.30)$$

Using now the formula (6.13) and applying to the identity (6.30) the covariant EL equations (6.28) we obtain

$$\begin{aligned} \frac{dL}{dx^0} &= \sum_{\ell} \left[\frac{\partial L}{\partial \psi^\ell} - \frac{dG^{\ell \nu}}{dx^\nu} - \sum_{i=1}^n G^{\ell i} \frac{\partial \log \sqrt{g}}{\partial x^i} \right] \partial_0 \psi^\ell + \frac{\partial L}{\partial x_0} - \sum_{\ell} F^\ell \partial_0 \psi^\ell = \\ &= \sum_{\ell} \left[\frac{d}{dx^0} (G^{\ell 0} \partial_0 \psi^\ell) + \sum_{i=1}^n \tilde{\partial}_i (G^{\ell i} \partial_0 \psi^\ell) \right] + \frac{\partial L}{\partial x_0} - \sum_{\ell} F^\ell \partial_0 \psi^\ell. \end{aligned} \quad (6.31)$$

The above equation can be readily recast as

$$\frac{d}{dx^0} \left(\sum_{\ell} G^{\ell 0} \partial_0 \psi^{\ell} - L \right) + \sum_{i=1}^n \tilde{\partial}_i \left(\sum_{\ell} G^{\ell i} \partial_0 \psi^{\ell} \right) = -\frac{\partial L}{\partial x_0} + \sum_{\ell} F^{\ell} \partial_0 \psi^{\ell}, \quad (6.32)$$

which is equivalent to the desired covariant form of the energy conservation law (6.28)-(6.29).

References

- [1] V.I. Arnold, *Mathematical Methods of Classical Mechanics*, Graduate Texts in Mathematics, Vol. 60. Springer-Verlag (1989)
- [2] V. Berdichevsky, *Variational Principles of Continuum Mechanics I. Fundamentals*, Springer, 2009
- [3] O. Calin and D. Chang, *Geometric Mechanics on Riemannian Manifolds: applications to Partial Differential Equations*, Birkhauser, 2005.
- [4] R. Courant, *Variational methods for the solution of problems of equilibrium and vibrations*, Bulletin of the American Mathematical Society, 49 (1943), pp. 1–23
- [5] R. Courant and D. Hilbert, *Methods of Mathematical Physics* vol. 1 Interscience Publishers Inc., 1953
- [6] B.A. Dubrovin, A.T. Fomenko, S.P. Novikov, *Modern Geometry. Methods and Applications*, Part I, Second Edition. Graduate Texts in Mathematics, Vol. 93. Springer-Verlag (1991)
- [7] I. M. Gelfand, S. V. Fomin, *Calculus of Variations*, Dover Publications (2000).
- [8] A. Figotin and G. Reyes, *Multi-transmission-line-beam interactive system*, Journal of Mathematical Physics, **54**, 111901 (2013).
- [9] A. Figotin and J. Schenker, *Spectral Theory of Time Dispersive and Dissipative Systems*, J. of Stat.Phys., **118**, Nos. 1/2, 199-263, (2005).
- [10] A. Figotin and J. Schenker, *Hamiltonian Structure for Dispersive and Dissipative Dynamical Systems*, J. of Stat.Phys., **128**, No. 4, 969-1054, (2007).
- [11] A. Figotin and S. Shipman, *Open Systems Viewed Through Their Conservative Extensions*, J. of Stat. Phys., **125**, No. 2, 363-413, (2006).
- [12] A. Figotin A. and S. Shipman, *Open Subsystems of Conservative Systems*, in "Numerical mathematics and advanced applications", 1220-1228, Springer, 2007.
- [13] F. Gantmacher, *Lectures in Analytical Mechanics*, Mir, 1975.
- [14] M. Giaquinta and S. Hildebrandt, *Calculus of Variations I. The Lagrangian Formalism*, Springer, 2004.
- [15] M. Giaquinta M. and S. Hildebrandt, *Calculus of Variations II. The Hamiltonian Formalism*, Springer, 1996.

- [16] H. Goldstein, C. Poole and J. Safko, *Classical Mechanics*, 3rd ed., Addison-Wesley, 2000.
- [17] G. Ruiz Goldstein, *Derivation and physical interpretation of general boundary conditions*, *Advances in Differential Equations* 11, No. 4 (2006), pp. 457–480
- [18] R. Kubo, M. Toda, and N. Hashitsume, *Statistical Physics II, Nonequilibrium Statistical Mechanics*, 2nd Ed., (Springer-Verlag, 1991).
- [19] H. Lamb, *On a peculiarity of the wave-system due to the free vibrations of a nucleus in an extended medium*, *Proc. London Math. Soc.*, 32 (1900), pp. 208–211.
- [20] C. Lanczos, *The Variational Principles of Mechanics*, 4th ed., Dover, 1986
- [21] D. Lovelock and H. Rund, *Tensor, Differential Forms, and Variational Principles*, Dover Publications (1989).
- [22] G. Miano and A. Maffucci, *Transmission Lines and Lumped Circuits*, Academic Press (2001).
- [23] H. Rubin and P. Ungar, *Motion under a strong constraining force*, *Communications on Pure and Applied Mathematics X* (1957), pp. 65–87.
- [24] A.M. Bloch, P. Hagerty and M. Weinstein, *Radiation induced instability*, *SIAM J. Appl. Math.*, 64, No. 2 (2003), pp. 484–524.